



Supreme Court of
Nevada

ANNUAL REPORT

2024



TABLE OF CONTENTS

01

Nevada Courts



02

A Letter from the Chief Justice



03

In the Community



04

Supreme Court of Nevada Law Library



05

IT Services for Trial Courts



05

E-Filing



06

Court Improvement Program



08

Investing in Technological Independence



10

Legal Deserts



12

Appellate Courts Financial Highlights



13

Judicial Education



14

It's All About the People



15

Access to Justice



18

Judicial Branch Audit Unit



19

Specialty Courts



20

Court Interpreter Program



21

Commissions and Committees



22

Guardianship



23

Outreach and Communications



24

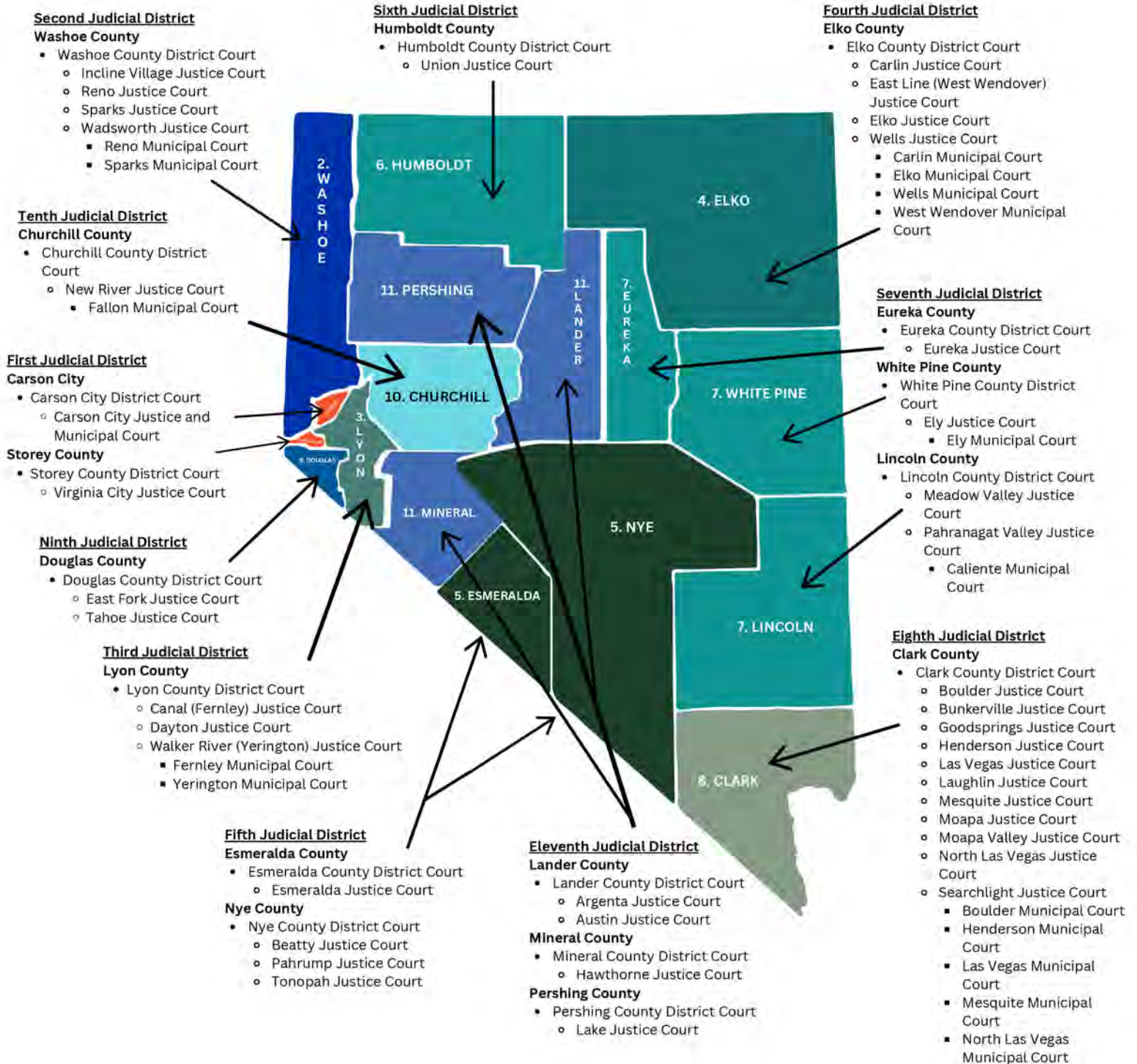
Nevada Appellate Courts Summaries



NEVADA COURTS

17 District Courts | 17 Municipal Courts | 40 Justice Courts

Nevada has 11 judicial districts making up the state's general jurisdiction courts. These district courts serve Nevada's 17 counties. The 11 Judicial Districts are served by 82 District Court judges who serve their elected counties but have jurisdiction to serve in any district court in the state.



A LETTER FROM THE **CHIEF** **JUSTICE**



In a state where the vast deserts and mountains meet diverse communities, over three million Nevadans rely on over 2,000 court personnel, 82 district court judges, 67 justices of the peace, 30 municipal court judges, three Court of Appeals judges, and seven justices to uphold the promise of fair, efficient, and timely justice for all. It is with great enthusiasm and pride that I present the Fiscal Year 2024 Annual Report of the Nevada Judiciary.

As we reflect on the past year, it's essential to remember the reasons behind our work. We exist to serve the people of the State of Nevada. Unfortunately, public trust in government institutions, and particularly courts, is currently facing significant challenges, largely due to an overload of information, varying quality, and insufficient understanding of the roles and limitations of the different branches. Nevertheless, I can confidently say that our collective efforts over the past year demonstrate our commitment to building public trust and transparency, including access to court files and courtrooms, availability of court decisions, and open dialogue between the bench and bar.

This year, my involvement with the "We the People" program, a civics education initiative for upper elementary, middle, and high school students, led to a meaningful realization. The program highlights the importance of equipping young people with the skills to engage thoughtfully with public issues. Through critical analysis, understanding historical context, and thorough research, these students learn to approach complex topics with clarity and confidence. However, knowledge alone isn't enough; effective communication and engagement are essential. The true power of this program emerges when students learn to construct well-reasoned arguments, engage in respectful debates, and articulate their ideas in a compelling way. Mastering these skills not only benefits the individual but also fosters a culture of informed leadership in our communities.

In this same spirit, the Judicial Branch must continually assess how we serve the people of Nevada. Maintaining an open dialogue with our communities is crucial to our mission. We have addressed issues of vital interest to our state including ensuring judges assigned to cases involving water law have training regarding those issues, allowing remote court appearances when appropriate but requiring parties to be in person when it is not, authorizing informal family law trials to assist in resolving cases where parties do not have attorneys representing them, evaluating the future of the bar examination, and revising and modernizing the Nevada Rules of Appellate Procedure.

This annual report highlights the work happening across Nevada to provide justice, pursue continuous improvement, and address the challenges faced by the Nevada Judiciary with transparency and honesty. Thank you for your support as we strive to fulfill our mission together.

A handwritten signature in black ink that reads "Elissa F. Cadish". The signature is written in a cursive style.

Elissa F. Cadish
Chief Justice
Supreme Court of Nevada

IN THE COMMUNITY:

WE THE PEOPLE

CIVIC EDUCATION FOR ALL GRADE LEVELS

The *We the People: The Citizen and the Constitution* program promotes civic competence and responsibility among the nation's upper elementary and secondary students. The curriculum is an innovative course of instruction on the history and principles of the United States constitutional democratic republic. In Nevada, the program is managed by the Nevada Center for Civic Engagement, promoting critical thinking, confidence, active listening, and informed action through research, writing, communication, and presentation skills.



We the People student participants at the Supreme Court of Nevada in Carson City, 2024.





Teacher Kaitlyn Foley, Justice Patricia Lee, and We the People Board Member Kimberly Maxson Rushton at the Southern Nevada Regional Invitational.

200+

students from across the State of Nevada competed in the annual We the People School State Invitational in February 2024 at the University of Nevada, Reno, where students engaged with panels of judges through Simulated Congressional Hearings.

Initiatives like We the People are vital in shaping Nevada's future leaders, and the Supreme Court of Nevada proudly supports these efforts.



Inquiry-Based Civics Learning

2024 NEVADA STATE CHAMPIONS: RENO HIGH SCHOOL



2024 Nevada State Champions from Reno High School, We the People board members, and Supreme Court of Nevada Chief Justice Elissa Cadish.

THE SUPREME COURT OF NEVADA LAW LIBRARY

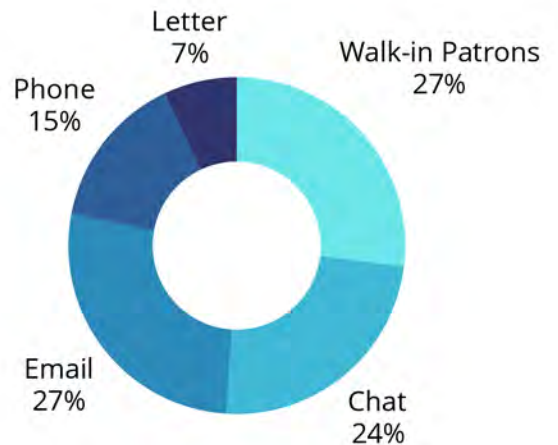
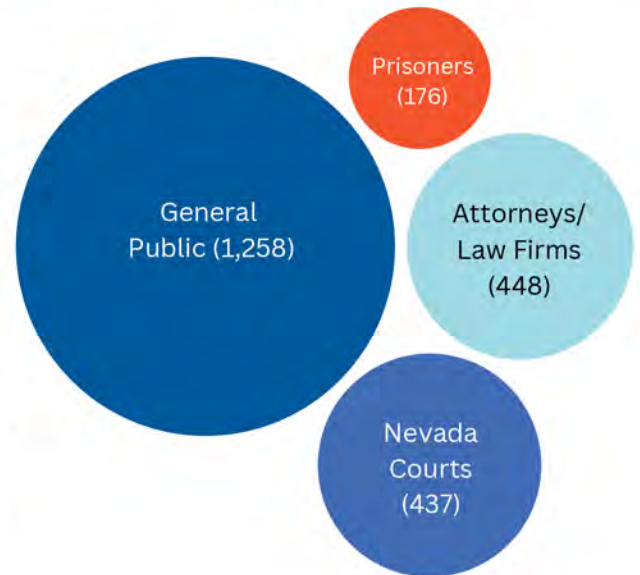
The Supreme Court of Nevada Law Library continues to support the Nevada Judiciary through educational events, partnerships with legal publishers, and legal research assistance. In October 2023, the library helped organize the Water Law Judges training seminar and developed a searchable platform for water law decisions. This resource is part of the Nevada Water Law Compendium. Additionally, a Nevada Water Rights & Resources LibGuide was created to offer access to secondary sources on hydrology and hydrogeology.

The library also launched an Access to Justice project, digitizing Supreme Court case files from 1862-1999. Files from the 1980s-1999 are available onsite, with earlier cases digitized upon request. This project is expected to be completed by November 2025.

Digital resources have expanded, including Bloomberg Law Patron Access and Lexis+, which provide access to various legal titles and state/federal dockets. The library's LexisNexis Digital Library offers over 3,000 ebooks and treatises. The physical collection has been reorganized to accommodate future growth, with rare and historical materials moved to specialized sections.

Public librarians continue to be trained on the Nevada Legal Kiosk program, which now includes translated, self-help legal forms in multiple languages. The Law Library's services have returned to pre-COVID levels, with staff answering a high volume of reference questions. The library is open to the public Monday through Friday from 8:00 a.m. to 5:00 p.m.

2,426 REFERENCE QUESTIONS
(+25% YOY)



IT SERVICES FOR TRIAL COURTS

This year focused on preparing for an upgraded Case Management System, specifically the Multi-County Integrated Justice Information System (MCJIS) and Court View.

Key advancements include:

- **INCREASED TRANSACTION SUCCESS RATE:** Enhancements to improve data exchanges.
- **ENHANCED INTEGRATIONS:** Improved connections with e-filing and digital evidence management.

These upgrades will streamline workflows and expand access to justice. In FY2025, ongoing testing and additional implementations are planned.



9 NEVADA RURAL COURTS

went live with e-filing this fiscal year, giving access to both attorneys and pro se filers.

USER COUNTS

Attorneys	306
Pro Se Filers	55

E-filing enhances access to justice by allowing individuals to submit legal documents from any location with internet access, bypassing the need to physically visit courthouses. This convenience reduces barriers for people with disabilities, those living in remote areas, and anyone facing time constraints, making the legal process more accessible and less intimidating.

OVER 3,000
filings since its launch in
April 2024.

COURT IMPROVEMENT PROGRAM

CIC Subawards

The Court Improvement Program awarded funding to Community Improvement Councils (CIC) in the state to address challenges in achieving timely permanency for children and families, while enhancing support for at-risk families' well-being. With this funding, CICs worked together to assist over 700 children and their families



OVER 700

Children and Families Assisted



Title IV-E Court Ordered Missing Required Language Report

The Court Improvement Program collaborated with the Division of Children and Family Services Family Program Office (FPO) to develop the pilot of IV-E Court Ordered Missing Required Language Report. This report aids in implementing statewide court order templates, which aim to enhance the compliance with federal laws and standardize practices in abuse and neglect cases across Nevada. Currently in its pilot phase, the IV-E Eligibility Report provides crucial data to identify and address deficiencies in dependency court orders, such as missing or incorrect IV-E language.

Such inaccuracies can lead to the denial of essential subsidies for children and families. The report will track trends and funding losses, and pinpoint inconsistencies in IV-E language within court orders and eligibility documentation. CIP, judicial and legal stakeholders, child welfare staff, and FPO are collaborating to produce reliable reports for CICs, the Court Improvement Program Select Committee, and Nevada’s child welfare agencies.

JCAMP

Nevada is leading the way in implementing JCAMP (Judicial, Court, and Attorney Measures of Performance), an evidence-based assessment tool helping the state identify areas of improvement and success. JCAMP establishes a common standard to help all parties, including those with adversarial interest, work together to provide better outcomes for children. In 2022, Nevada’s Court Improvement Program was selected by the Capacity Building Center for Courts and the Children’s Bureau to be one of the 12 JCAMP implementation sites. The JCAMP framework evaluates performance across five crucial areas:



**Family
Engagement**



**Due
Process**



**High Quality
Legal Representation**



Safety



Permanency

In Nevada, there was a strong focus on ensuring high-quality legal representation and upholding due process within court practices. The JCAMP leadership team, comprising of judges, attorneys, child welfare representatives, key system partners, parents, and young adults with lived experience worked under tight deadlines to create a measuring tool and sustainability plan that aligned with the distinctive needs of Nevada’s dependency system.



INVESTING IN TECHNOLOGICAL

Each year, the Supreme Court of Nevada invests in technology that advances the way court personnel work.

Upgraded Microsoft 365

Upgraded Microsoft 365 providing a modern Intranet and advanced security and compliance capabilities to protect against zero-day malware, phishing attacks, as well as advanced threat protection and intelligence.



Protection Order Portal

The Protection Order Portal was created to simplify the process for individuals seeking protection orders. This user-friendly portal provides access to essential resources, allowing users to file and learn about protection orders.



AL INDEPENDENCE

invests in software and technology work.

Cloud-Based Phone System

The Administrative Office of the Courts has transitioned to a cloud-based phone system, enabling staff to communicate easily from any device.



ADP

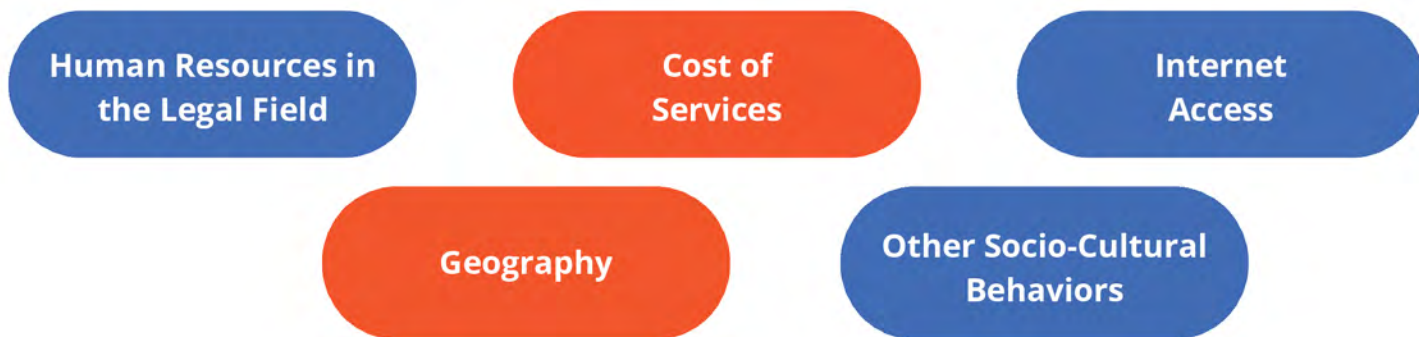
Transitioned from the executive branch's human resources software to ADP for payroll processing, human resources management, recruiting and staff training.



LEGAL DESERTS **IN NEVADA**

And Their Far-Reaching Consequences

Legal deserts in Nevada are areas where any legal needs are unmet partially or totally due to lack of adequate access to legal services caused by:



The American Bar Association found that less than one attorney per 1,000 residents in a county creates a legal desert.

**The national average is nearly
four attorneys per 1,000 residents.**

**Nevada ranked 40th in the nation with
2.4 attorneys per 1,000 residents.**

ATTORNEYS PER 1,000 RESIDENTS IN NEVADA'S COUNTIES

County	Population	Attorneys Per 1,000 Residents
Carson City	58,639	3.9
Churchill County	25,516	0.66
Clark County	2,265,461	2.5
Douglas County	49,488	1.7
Elko County	53,702	1
Esmeralda County	729	1
Eureka County	1,855	1
Humboldt County	17,285	1.04
Lander County	5,734	0.87
Lincoln County	4,499	0.66
Lyon County	59,235	0.46
Mineral County	4,554	0.69
Nye County	51,591	0.62
Pershing County	6,650	0.75
Storey County	4,104	1.95
Washoe County	486,492	2.69
White Pine County	9,080	1.43

Without access to legal assistance, individuals may be unable to address pressing legal issues, leading to adverse outcomes such as evictions, loss of custody, or incarceration. The absence of legal resources can contribute to a sense of disenfranchisement and erode trust in the judicial system. Nevada faces a significant challenge in terms of legal representation accessibility.

The adjacent table presents a legal desert calculation for each county in Nevada, based on data from the National Center for State Courts. Of the state's 17 counties, seven are classified as legal deserts, meaning they have fewer than one attorney for every 1,000 residents—a benchmark established by the American Bar Association to highlight areas with severe shortages of legal representation.

LOOKING AHEAD

While Nevada's high percentage of legal deserts presents a challenge, it also provides an opportunity for targeted reforms and innovations in legal service delivery. By addressing this issue proactively, Nevada can work towards ensuring that all residents, regardless of their location, have access to the legal resources they need.

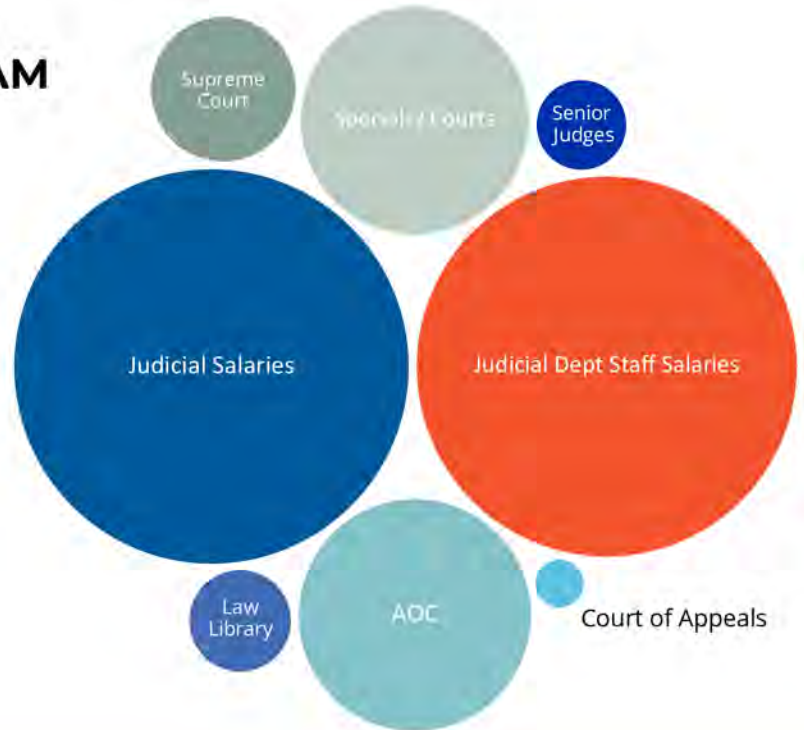
APPELLATE COURTS

FINANCIAL HIGHLIGHTS


COURT EXPENSE BY PROGRAM

- Judicial Salaries: \$25,133,540
- Judicial Dept. Staff Salaries: \$23,339,397
- AOC: \$8,700,732
- Specialty Courts: \$8,375,490
- Supreme Court: \$3,368,917
- Law Library: \$1,662,112
- Senior Judges: \$1,291,622
- Court of Appeals: \$369,753

Total: \$72,241,592



COURT EXPENSES BY FUNDING SOURCE



General Fund: \$61,632,768
 Other: \$5,157,974
 ARPA: \$4,712,464
 Federal Grant: \$729,131

Total: \$72,232,337.33

JUDICIAL EDUCATION

4 CONFERENCES

Nevada Limited Jurisdiction Judges Winter and Summer Seminars, Nevada Family Law, and District Court Judge Conferences



13

**CERTIFIED
WATER LAW
JUDGES**

Conducted training for Nevada District Court Judges to become certified in Water law Adjudication enabling the Nevada Water Law Judge Pilot program to proceed with 13 district court judges certified.

20

I'll Allow it Nevada episodes in FY2024 providing up to ten hours of legal education credits for Nevada Judges and State Bar of Nevada Members.

I'LL ALLOW IT NEVADA



2,088 PODCAST DOWNLOADS

The Administrative Office of the Courts launched "I'll Allow It, Nevada," a podcast accredited by the Nevada Bar Association to provide Continuing Legal Education credits for judges and licensed attorneys. A total of 20 episodes were produced in FY2024, featuring expert insights on various topics related to justice in Nevada.

182

individuals trained via webinars.




Photo Caption: Justice Linda Bell and Judge Scott Freeman discuss judicial ethics on the I'll Allow It Nevada podcast.



IT'S ALL ABOUT THE PEOPLE

TOP EMPLOYER AWARD

In May 2024, the Supreme Court of Nevada was recognized as a Top Workplace by Nevada Top Workplaces, based on employee feedback from a third-party survey. This survey evaluates themes like respect, support, growth, and empowerment. The court's progressive employment philosophy emphasizes employee wellbeing, continuous training, flexibility, and a healthy work-life balance.



"This honor reflects our commitment to creating a supportive and empowering workplace for all."

— Chief Justice Cadish



**LAS VEGAS
REVIEW-JOURNAL
BUSINESS PRESS**

7.1%

VACANCY RATE

7,456

PAYCHECKS PROCESSED WITH ADP

34

NEW HIRES ONBOARDED

90%

2024 EMPLOYMENT SURVEY RESPONSE RATE WITH THE FOLLOWING BENCHMARKS:

91%

of employees feel closely aligned

86%

of employees feel engaged

84%

of employees feel respected and supported

80%

overall workplace experience score



ACCESS TO JUSTICE

HOW NEVADA IS PAVING THE WAY FOR EQUAL LEGAL ACCESS

KEY INITIATIVES

Key initiatives of the Access to Justice Commission include improving self-help services, increasing pro bono activities, enhancing funding for legal aid, and recommending rules that advance access to justice initiatives. This past year the commission has made progress on each of these fronts.



The State bar of Nevada reports pro bono success including a

39% INCREASE

in total cases taken.

Over **1,300 PEOPLE SERVED**
and **2,888 HOURS WERE CONTRIBUTED.**



Nevada Legal Services and Northern Nevada Legal Aid partnered with the Reno Justice Court to launch a new Self-Help Center, utilizing space and equipment from the court and staff from NNLA and NLS. This collaboration effectively assists Nevadans in achieving fair legal outcomes when they can't afford a lawyer, serving around

1,000 RESIDENTS per month.



The legal kiosk project expanded to

25 LEGAL KIOSKS

in **11 OUT OF 17** urban and rural libraries in Nevada, aiding residents in navigating legal issues. They provide access to court information, legal aid, and community resources.



As of July 2024, these kiosks have had

2,566 USER SESSIONS.

Kiosk content is also available online at [Nevada Legal Kiosks](#).

State bar sections competed in the Section Pro Bono Challenge, with volunteers taking on

43 MORE CASES than in 2023. A total of **184 LAWYERS** handled **154 CASES**

and participated in 334 Ask-A-Lawyer or Lawyer in the Library sessions.



The IOLTA program announced

12 MILLION IN GRANTS,

nearly double the \$6.5 million from 2023.

Amid rising interest rates, the commission secured a grant from the Nevada Bar Foundation to study IOLTA interest rates in Nevada and beyond. A new Platinum Partner rate was introduced, attracting seven Nevada financial institutions with rates from

2.25% TO 3.35%,

boosting funding for legal aid in the state.



The commission supported the Nevada Supreme Court's Supervised Practice Task Force by convening statewide legal aid providers to discuss new experiential methods for

LAW SCHOOL GRADUATES

to pass the bar exam. The Initiative focuses on legal aid attorneys mentoring graduates through progressive tasks, from learning and observing to case preparation and client debriefing. Legal aid is expected to play a crucial role as the bar exam increasingly incorporates experiential elements.

Significant improvements were made to the [State of Nevada Self-Help Center](#) webpage during the summer of 2024. The State of Nevada Self-Help Center is an online platform that offers legal resources including a chatbot powered by artificial intelligence and court forms translated into Spanish, Tagalog, Vietnamese, and Mandarin, ensuring that Nevada's diverse population has the support they need. With over

276,000 NEVADANS

who speak these languages and have limited English proficiency, this resource is not just helpful—it's essential for equitable access to justice.

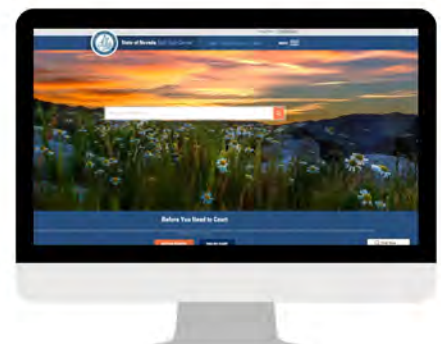
Self-Help Center Engagement Metrics Overview:

**4,689
VIDEO VIEWS**

**271 GUIDED
INTERVIEWS**

**4,000 CHATBOT
SESSIONS**

**2 MIN 47 SEC
AVERAGE DURATION**



JUDICIAL BRANCH AUDIT UNIT



The 82nd Legislative session approved the funding for 10 new audit positions to augment the capacity of the Court's Audit Unit in order to maintain a more appropriate four-year audit cycle of the trial courts. Prior to this funding, the AOC Audit Unit operated on a 31-year audit cycle, meaning a Court Administrator could work for one court for 30 years, retire with their pension, and may have never received an audit from the AOC.

Subsequently, the AOC Audit Unit has grown from a team of two to 14 since mid-September 2023. In February 2024, 10 team members visited a court in rural Nevada for on-site fieldwork. The new auditors received on-site training in court operations and the practical application of the Minimum Accounting Standards (MAS). After reaching the four-year audit cycle goal, the team will move on to updating the MAS.

FULLY STAFFED AUDIT TEAM

NEW AUDIT SOFTWARE

Acquired new audit software to provide greater assistance and collaboration across Northern and Southern audit teams.

FIRST CMS COMPLIANT WITH MAS

Pursuant to ADKT 398, the first case management system was approved to accurately capture and report financial reporting in accordance with MAS.

JUDICIAL BRANCH AUDIT OVERVIEW



MAS Audits

Determine the court's compliance with the Minimum Accounting Standards Version 3.1. (Courts will use the MAS as the policy to develop their individual procedures for internal controls to ensure separation of duties to help prevent misappropriation of public funds or other associated crimes.)



Specialty Court Program Audits

Review the court's compliance with the Ten Key Components of Drug Court, internal operating controls, the court's financial records for compliance with the guidelines set forth by the Specialty Court Funding Committee and annual funding applications



Follow-Up Audits

Determine if the court has taken corrective actions on the recommendations made during the prior audit.



MAS Micro Audits

Determine the court's compliance with areas in Minimum Accounting Standards Version 3.1 most cited through the review of court's external audit.



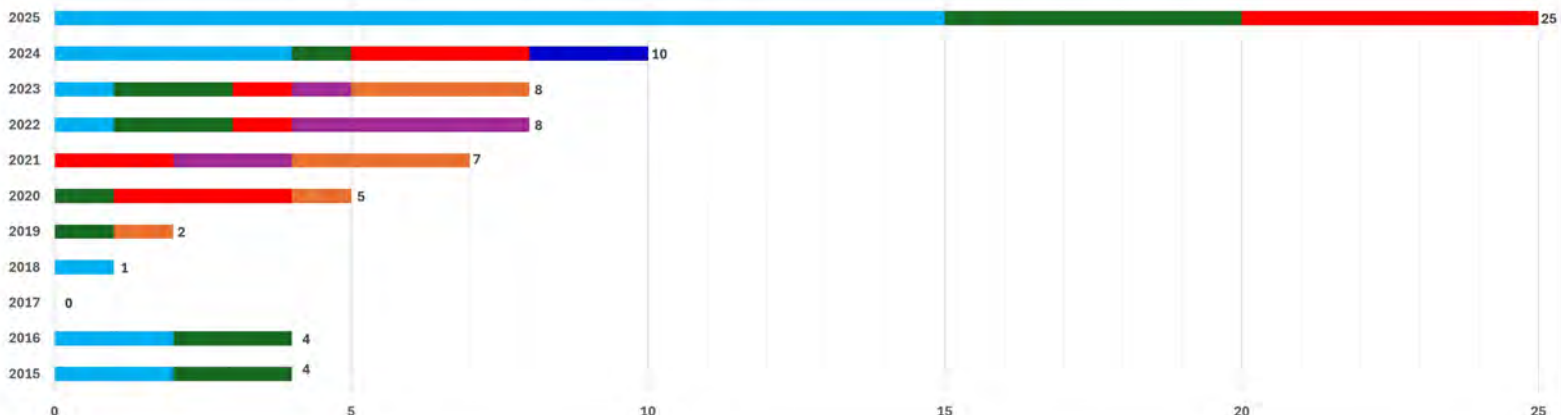
CMS Certification Reviews

Determine if the eCourt CMS is configured appropriately to capture the applicable data and contains the required minimum reporting to be in compliance with Minimum Accounting Standards reporting requirements as required by Nevada Supreme Court Order in Administrative Docket (ADKT) 398.



Miscellaneous Audits

Evaluate operations to determine if appropriate internal controls exist and to identify of operational strength and areas for improvement.



SPECIALTY COURTS

1,320

SPECIALTY
COURT
GRADUATES

37

BABIES BORN WITH NO RISK
OF SUBSTANCE EXPOSURE



DAAY & LIMA

Detention Alternative for Autistic Youth (DAAY) and Law Enforcement Intervention for Mental Health and Addiction (LIMA) court programs presented during the All Rise conference. The State coordinator presented on peer review.

PEER REVIEWS

Peer reviews on District court Adult Drug courts across the state; specialty court programs had opportunity to visit, observe, and interview staff from other ADC programs and provide write-up with recommendations and commendations.

NATIONAL TREATMENT COURT MONTH

Events hosted across the state.

The Second Annual Nevada Treatment Court Workers Social Hour took place at the All Rise national treatment court conference, providing an opportunity for treatment court workers from across the state to network and share resources.

The Administrative Office of the Courts funded 10 employees, along with the state coordinator, to attend the conference, fostering collaboration and strengthening the support network for Nevada's treatment court programs.



CERTIFIED COURT INTERPRETER PROGRAM



ESTABLISHED IN 2002 THROUGH NEVADA REVISED STATUTES

The Nevada Certified Court Interpreter Program administers certification of interpreters for courts to use with defendants, witnesses, and litigants who speak a language other than English and do not know or have limited knowledge of the English language.

Data from 2021 showed that Nevada scored 15.09 out of 100 on the National Center for Access to Justice: Justice Index. This number increased to 35.2 as of 2023 through the following focused efforts.

- Updating the Language Access Plan to incorporate all recommended elements
- Completing a language services needs assessment
- Monitoring and evaluating current language services
- Producing an annual progress report
- Ensuring compliance with federal law
- Evaluating individual interpreters
- Identifying documents and signage for translation to enhance accessibility



**4 CONTINUING
EDUCATION CLASSES
FOR COURT
INTERPRETERS
CREATED**

FUNDING SECURED

Funding was secured during the 82nd Nevada legislative session, and the program successfully developed four continuing education classes tailored for state interpreters. The program launched an outreach plan to attract prospective interpreters in the state, in addition to restructuring the credentialing process to reduce the initial financial burden.

3,179

cases utilized court interpreters.

**SPANISH,
TAGALOG,
MANDARIN,
CANTONESE,
VIETNAMESE**

were the top five languages reported. There are 79 certified Spanish court interpreters.

34

certified and registered court interpreters who speak 30 unique languages other than Spanish.

**32%
CERTIFICATION
EXAM PASSING
RATE**

**Not all courts report interpreter statistics or provide comprehensive data.*



COMMISSIONS AND COMMITTEES

Photo by: Nick Rubalcaba

TRIAL COURT IMPROVEMENT ARPA SUBGRANT AND AOC FUNDING

- 12 Courts applied for the subgrant
- 17 subgrant applications were received in total
- Of the 17 applications received, 16 were approved for funding

COURT STAFF CONTINUOUS LEARNING PROGRAM DEVELOPMENT

The Continuous Learning plan has been developed by the Court Administration Committee. This plan outlines consistent training opportunities, aligned with best practices in court administration, for court staff throughout the state.

COMMISSION TO STUDY BEST PRACTICES

Commission to study best practices for Virtual Advocacy in Nevada's Courts: Commission's report and recommendations were filed with the Court in November 2023. Public comment was heard on December 5, 2023, the Court adopted the recommendations on December 22, 2024, and the rules went into effect February 1, 2025.



Lake Mead National recreation area. Photo by: Jason Coleman

JUDICIAL COUNCIL OF THE STATE OF NEVADA (JCSN)

The JCSN Family Subcommittee surveyed family court needs and met with court administrators to develop an action plan for improving operations. They formed a Judge's Workgroup to create rules for informal family trials. Administrative Docket 0619 was created on April 22, 2024, to petition for these rules. On May 24, 2024, the Council approved the Implementation Plan to establish a Sustainable Statewide Family Division Operating Model for Nevada courts and initiated a workgroup to assess training needs for non-judicial staff.

GUARDIANSHIP

INVESTIGATIONS

Locate Protected Person	91
Pre-Guardianship	59
Other	5

96% Located

This does not reflect audits completed, only those the Guardianship was ordered into.

AUDITS

Total of Estates Audited*	\$20,199,103.00
At Risk of Loss Identified†	\$2,556,127.00

Total Audits: 40

*This does not include audits completed in this time period.

†At risk of loss are estate funds and assets that are identified as at risk of loss for the audits ordered during this fiscal year. Neither figure includes audits ordered in years prior

BREAKDOWN BY AGE GROUP

Minor Investigations & Audits‡	23
Adult Investigations & Audits	172

‡The Guardianship Compliance Office (GCO) does not do investigations for minors at the 8th or 2nd Judicial District Court. The GCO does audits for all Judicial District Courts, including for minor guardianship cases.

OUTREACH

AND COMMUNICATIONS

SOCIAL MEDIA GROWTH: FACEBOOK

Total People Reached **10,000**

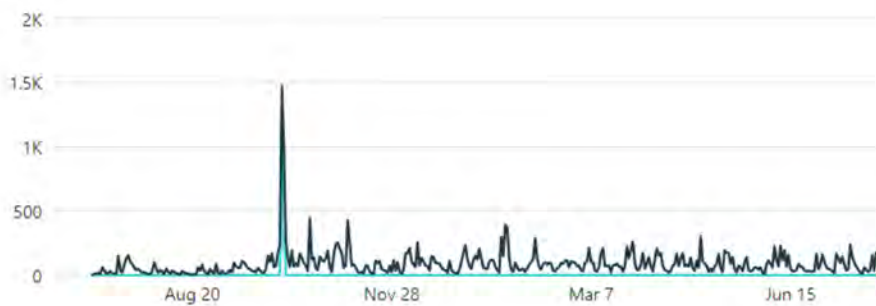
122%+

Content Interactions **1,800%**

+80%

Profile Visits **4,400**

132%



Total Posts: +84% 306

Link Clicks **592**

+90%

SOCIAL MEDIA GROWTH: LINKEDIN

Reactions **7,196**

+66%

Engagement Rate **6.25%**

+7%

Total Posts **299**

+55%

In FY2024,

There were significant accomplishments in outreach and communications, including website enhancements, a stronger presence on social media, improved accessibility practices, and better information dissemination regarding appellate cases.

A comprehensive Outreach and Engagement Plan is underway to further engage the community, staff, and stakeholders, along with continuous improvements to the website, social media presence, and accessibility measures.



NEVADA APPELLATE COURTS SUMMARY



Nevada Demographics

Population: 3,241,678 ^a
 Geographic Size: 109,781 sq. mi. ^b
 Population Density: 30/sq. mi.
 Most Populous County: Clark
^a Source: Nevada State Demographer
^b Source: U.S. Census Bureau

NEVADA APPELLATE COURTS CASELOAD FILINGS AND DISPOSITIONS Fiscal Year 2024

Court	Incoming Cases ^a	Disposed Cases				Rate	Pending Cases
		By Opinion ^b	By Order	Other	Total		
Supreme Court ^c	2,159	85	1,351	5	1,441	96%	1,207
Court of Appeals	666	16	606	8	630	96%	203

^a Court of Appeals cases are assigned from incoming cases of the Supreme Court.
^b May include single and consolidated cases disposed per curiam or by authored opinion.
^c Disposed Cases and Rate do not include cases assigned to the Court of Appeals.
 Source: Nevada Supreme Court Clerk's Office.

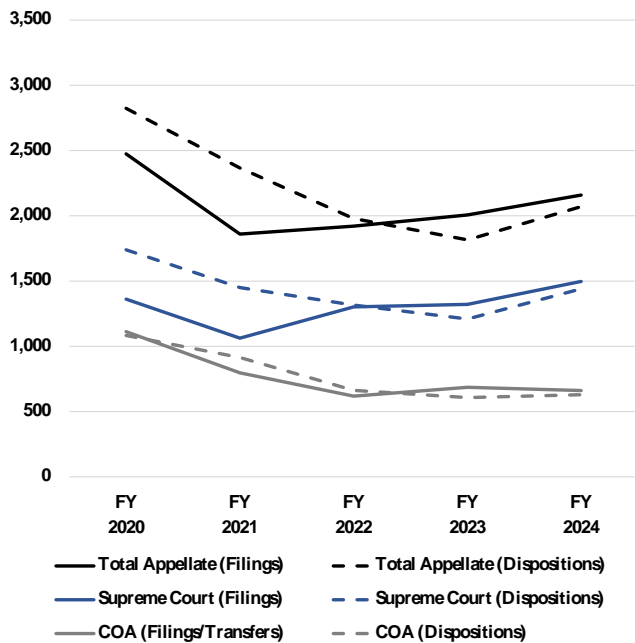
QUICK FACTS:

- 7** SUPREME COURT JUSTICES
- 3** COURT OF APPEALS JUDGES
- 2** SUPREME COURT PANELS

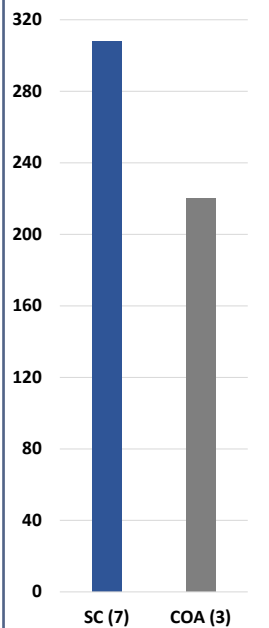
SUPREME COURT CASE DISTRIBUTION



NEVADA APPELLATE COURTS FILINGS AND DISPOSITIONS FISCAL YEARS 2020-24



INCOMING CASES PER JUDICIAL POSITION



COURT OF APPEALS CASE DISTRIBUTION





Supreme Court in Carson City



Appellate Courts in Las Vegas

NEVADA SUPREME COURT APPEALS FILED BY JUDICIAL DISTRICT, FISCAL YEARS 2020-24.

Civil Appeals Filed ^a

District	2020	2021	2022	2023	2024
First	32	43	26	30	50
Second	100	81	66	91	97
Third	10	6	9	8	5
Fourth	2	10	3	6	13
Fifth	4	11	3	8	17
Sixth	3	5	3	3	6
Seventh	13	4	9	7	4
Eighth	766	590	744	705	753
Ninth	11	11	9	13	10
Tenth	2	1	0	5	1
Eleventh	4	9	9	8	13
Total ^b	947	771	881	884	969

Criminal Appeals Filed

District	2020	2021	2022	2023	2024
First	28	22	17	17	12
Second	157	95	91	140	177
Third	10	9	8	11	10
Fourth	18	17	25	14	10
Fifth	39	15	12	12	14
Sixth	6	7	16	11	9
Seventh	14	10	4	8	6
Eighth	658	387	364	434	415
Ninth	11	7	23	8	5
Tenth	1	6	5	5	10
Eleventh	13	12	4	8	11
Total ^b	955	587	569	668	679

Total Appeals Filed

District	2020	2021	2022	2023	2024
First	60	65	43	47	62
Second	257	176	157	231	274
Third	20	15	17	19	15
Fourth	20	27	28	20	23
Fifth	43	26	15	20	31
Sixth	9	12	19	14	15
Seventh	27	14	13	15	10
Eighth	1,424	977	1,108	1,139	1,168
Ninth	22	18	32	21	15
Tenth	3	7	5	10	11
Eleventh	17	21	13	16	24
Total ^b	1,902	1,358	1,450	1,552	1,648

^a Family and juvenile cases are included in civil appeals.

^b Total does not include filed appeals that are not associated with specific judicial districts.

Source: Nevada Supreme Court Clerk's Office.

NEVADA APPELLATE COURTS CASES FILED AND DISPOSED, FISCAL YEARS 2020-24. ^a

	2020	2021	2022	2023	2024
Supreme Court Cases Filed					
Bar Matters	78	85	84	81	75
Appeals	1,904	1,361	1,452	1,556	1,655
Original Proceedings	351	271	287	278	314
Other	0	6	1	1	1
Reinstated	28	25	18	25	33
(COA) Petition for Review Filed	113	112	79	66	81
Total Cases Filed	2,474	1,860	1,921	2,007	2,159

Cases Filed With Supreme Court & Assigned to Court of Appeals

Cases Assigned to COA	1,111 ^b	795	615	685	660
Limited Transfers	(b)	1	4	3	4
Cases Reinstated	1	1	0	0	2
Total Cases Filed With COA	1,112	797	619	688	666

Appellate Courts Cases Disposed

Supreme Court Cases Disposed					
By Opinions ^c	78	90	111	50	85
By Order	1,559	1,253	1,122	1,098	1,273
Other	0	3	1	1	5
(COA) Petition for Review Denied	103	105	82	60	78

Court of Appeals Cases Disposed

By Opinions ^c	4	4	6	5	16
By Order	1,077	906	649	594	606
Other	3	5	8	8	8
Total Cases Disposed	2,824	2,366	1,979	1,816	2,071

Pending Cases

Supreme Court Pending ^a	1,440	1,046	1,036	1,149	1,207
Court of Appeals Pending ^a	248	130	86	167	203
Total Appeal Cases Pending ^a	1,688	1,176	1,122	1,316	1,410

Authored Opinions

SC Authored Opinions	78	90	111	50	85
COA Authored Opinions	4	3	6	5	16
Total Authored Opinions	82	93	117	55	101

^a Pending cases vary year to year due in part to case reclassification, limited transfers to the Court of Appeals, and reinstated cases.

^b Includes limited transfers to the Court of Appeals.

^c May include single and consolidated cases disposed per curiam or by authored opinion.

Source: Nevada Supreme Court Clerk's Office.

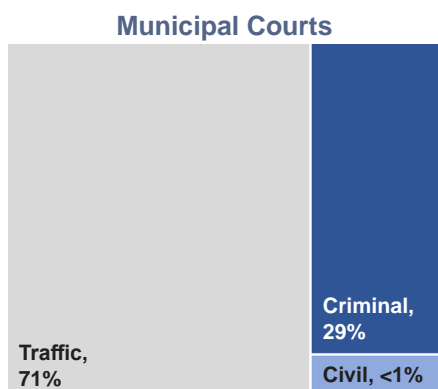
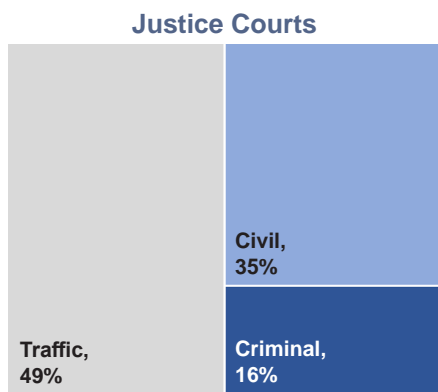
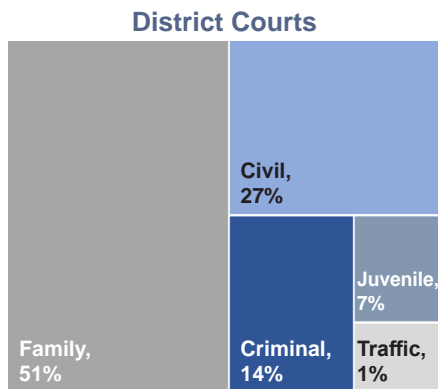


NEVADA TRIAL COURT OVERVIEW

NEVADA JUDICIARY OVERVIEW

Significant effort is made to ensure the accurate and consistent reporting of cases across Nevada; however, local jurisdictional rules, processes, and prosecutorial filing practices affect some courts' ability to consistently report data similar to other courts. These differences affect comparisons between jurisdictions. For instance, in some justice courts, district attorneys will file two complaints for a single incident: one for misdemeanors and another for the felony and gross misdemeanor charges to potentially be boundover to district court. In other jurisdictions, all charges may be filed in a single complaint. Accordingly, comparing criminal caseloads across jurisdictions should be done carefully, taking local rules and practices into consideration. Where known, the data presented is footnoted to identify differences in consistent reporting of information.

TRIAL COURT CASE DISTRIBUTIONS, FISCAL YEAR 2024



REPORTED STATEWIDE TRIAL COURT TOTALS, FISCAL YEARS 2022-24.

Caseload Filings ^a							
Court	Fiscal Year	Criminal ^b	Civil	Family ^c	Juvenile ^c	Total Non-Traffic	Traffic and Parking ^d
District	2024	19,102	36,298	69,736	9,154	134,290	1,751
	2023	18,442	31,209	70,761	8,516	128,928	2,117
	2022	17,392	30,565	72,743	6,823	127,523	2,093
Justice	2024	69,786	151,107	-	-	220,893	212,152
	2023	70,954	147,884	-	-	218,838	217,221 ^f
	2022	65,905	129,974	-	-	195,879	236,027
Municipal	2024	39,284	432	-	-	39,716	95,172
	2023	37,208 ^f	541 ^f	-	-	37,749 ^{f,r}	100,299 ^f
	2022	36,924	1,164	-	-	38,088	104,762
Total	2024	128,172	187,837	69,736	9,154	394,899	309,075
	2023	126,604 ^f	179,634 ^f	70,761	8,516	385,515 ^{f,r}	319,637 ^{f,r}
	2022	120,221	161,703	72,743	6,823	361,490	342,882

Dispositions ^a							
Court	Fiscal Year	Criminal ^b	Civil	Family ^c	Juvenile ^c	Total Non-Traffic	Traffic and Parking ^d
District	2024	18,625	32,849	65,754	9,029	126,257	1,611
	2023	17,175	29,614	66,427	9,110	122,326	2,170
	2022	16,200	31,732	68,874	11,842	128,648	1,949
Justice	2024	70,865	145,242	-	-	216,107	196,075
	2023	63,869	141,691	-	-	205,560	142,890 ^{f,r}
	2022	68,520	122,850	-	-	191,370	142,178 ^f
Municipal	2024	35,766	474	-	-	36,240	88,963
	2023	32,287 ^f	576 ^f	-	-	32,863 ^{f,r}	90,050 ^f
	2022	39,573	1,213	-	-	40,786	98,931
Total	2024	125,256	178,565	65,754	9,029	378,604	286,649
	2023	113,331 ^f	171,881 ^f	66,427	9,110	360,749 ^{f,r}	235,110 ^{f,r}
	2022	124,293	155,795	68,874	11,842	360,804	243,058 ^f

NJ Not within court jurisdiction.

^a Reopened cases are included in totals.

^b Criminal includes felony, gross misdemeanor, non-traffic misdemeanor, and criminal/infracton appeal (District Court only) filings and are counted by defendant.

^c Family and juvenile case types only heard in District Courts.

^d Traffic and Parking includes juvenile traffic statistics.

^f Magnitude is incomplete or includes estimates for specific courts.

^r Data totals revised from previous annual reports due to updated or improved data collection.

Source: Uniform System for Judicial Records, Nevada AOC, Research and Statistics Unit.

NEVADA TRIAL COURT CASELOAD FILINGS AND DISPOSITIONS Fiscal Year 2024

Court	Criminal Filings ^a	Civil Filings	Family Filings ^b	Juvenile Filings ^b	Reopened Cases	Total Cases	Total Disposed	Disp. Rate	Traffic and Parking ^c		
									Cases	Disposed	Disp. Rate
District Courts	12,870	33,324	51,721	7,185	29,190	134,290	126,257	94%	1,751	1,611	92%
Justice Courts	64,334	134,733	-	-	21,826	220,893	216,107	98%	212,152	196,075	92%
Municipal Courts	34,074	405	-	-	5,237	39,716	36,240	91%	95,172	88,963	93%
TOTAL	111,278	168,462	51,721	7,185	56,253	394,899	378,604	96%	309,075	286,649	93%

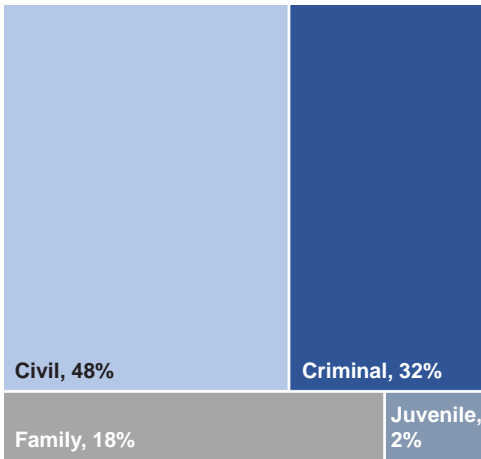
^a Criminal includes felony, gross misdemeanor, non-traffic misdemeanor, and criminal appeals (District Court only) filings.

^b Family and juvenile case types only heard in District Courts.

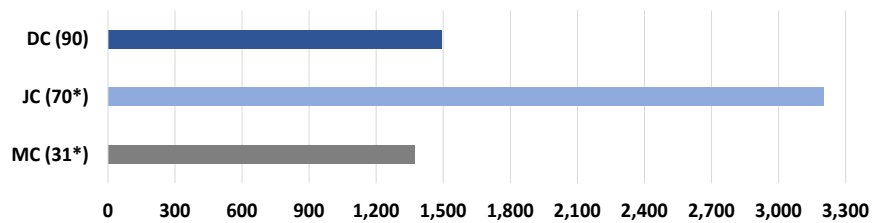
^c Traffic and Parking includes juvenile traffic statistics.

Source: Uniform System for Judicial Records, Nevada AOC, Research and Statistics Unit.

NON-TRAFFIC CASE DISTRIBUTION

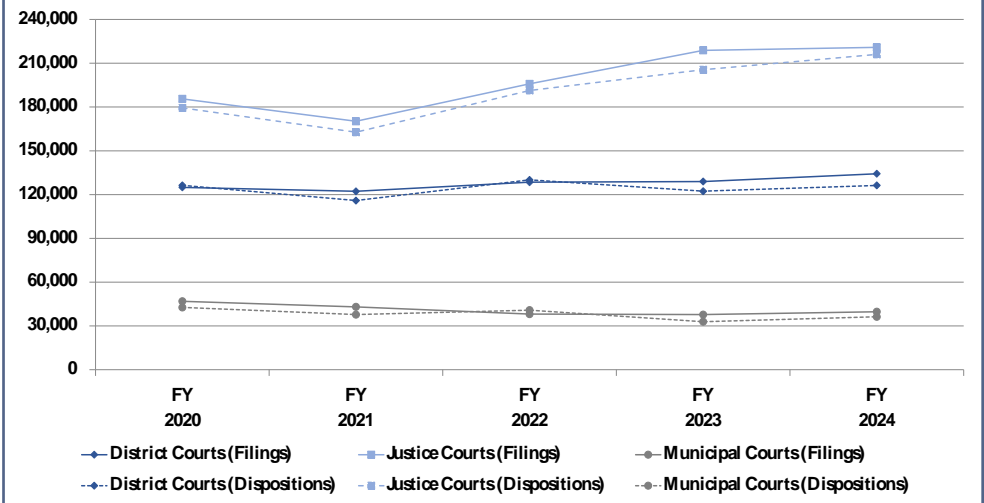


NON-TRAFFIC TOTAL CASES PER JUDGE



*Authorized positions as of June 30, 2023. Actual filed positions were used to calculate reported magnitudes. For greater detail see footnotes on Table 1 in the Annual Report Appendix file at nvcourts.

NEVADA TRIAL COURT NON-TRAFFIC FILINGS AND DISPOSITIONS FISCAL YEARS 2020-24



Nevada Demographics

Population: 3,241,678 ^a
 Geographic Size: 109,781 sq. mi. ^b
 Population Density: 30/sq. mi.
 Most Populous Township: Las Vegas
^a Source: Nevada State Demographer
^b Source: U.S. Census Bureau


**QUICK
FACTS**

- 11** JUDICIAL DISTRICTS
- 17** COUNTIES AND DISTRICT COURTS
- 40** TOWNSHIPS AND JUSTICE COURTS
- 17** MUNICIPAL COURTS

FIRST JUDICIAL DISTRICT



Carson City Courthouse



Storey County Courthouse

FIRST JUDICIAL DISTRICT CASELOAD FILINGS AND DISPOSITIONS Fiscal Year 2024^a

Court	Non-Traffic Cases					Traffic and Parking Cases ^b					Total Disp.
	Criminal Cases ^c	Civil Cases	Family Cases ^d	Juvenile Cases ^d	Total Non-Traf.	Total Disp.	Misd. Cases	Infraction Cases	Parking Cases	Total Traffic	
Carson City District Court	334	551	1,380	277	2,542	1,900	105 ^f	0 ^f	-	105	42
Storey County District Court	3	37	19	3	62	41	1 ^f	0 ^f	-	1	1
Carson City Justice Court ^g	1,942	2,134	-	-	4,076	3,518	2,940	4,518	11	7,469	7,670
Virginia City Justice Court	265	79	-	-	344	295	818	1,625	27	2,470	2,705
TOTAL	2,544	2,801	1,399	280	7,024	5,754	3,864	6,143	38	10,045	10,418

^a Statistics include reopened cases.

^b Includes juvenile traffic statistics. Infraction cases may include non-traffic matters. District Courts do not report parking cases.

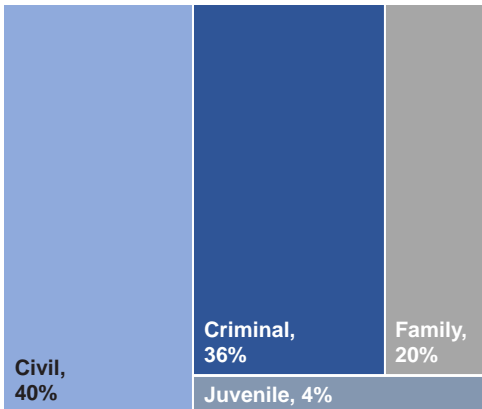
^c Criminal includes felony, gross misdemeanor, non-traffic misdemeanor, and criminal/infraction appeal (District Court only) filings.

^d Family and juvenile case types only heard in District Courts.

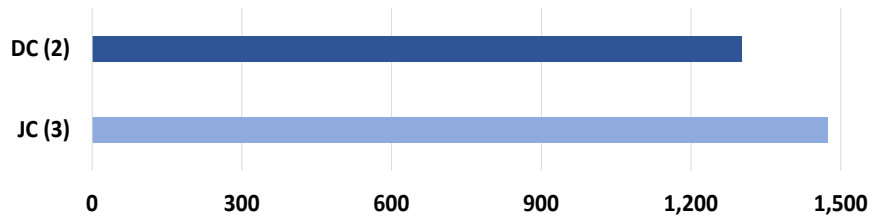
^f Civil infraction information may be included in the Traffic, Misdemeanor case type.

^g Carson City is a consolidated municipality and the Justice Court includes Municipal Court information.

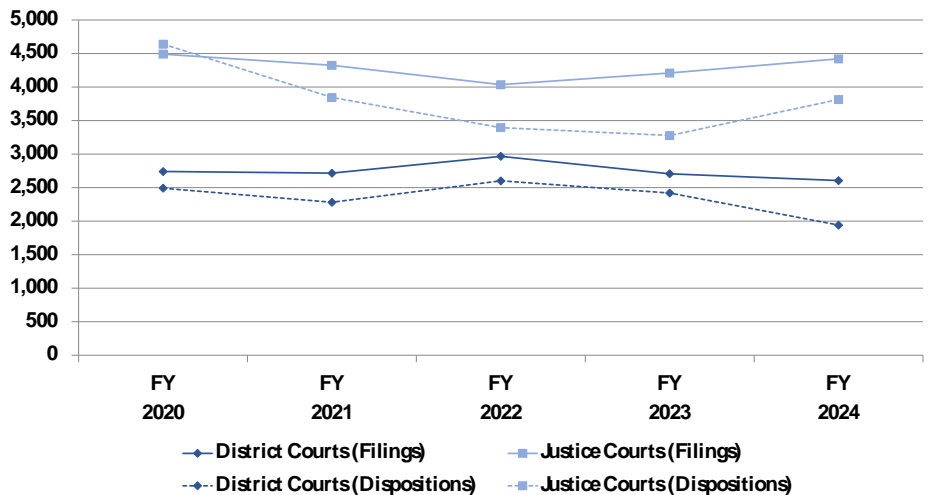
NON-TRAFFIC CASE DISTRIBUTION



NON-TRAFFIC TOTAL CASES PER JUDGE



FIRST JUDICIAL DISTRICT NON-TRAFFIC FILINGS AND DISPOSITIONS FISCAL YEARS 2020-24



District Demographics

Population: 63,377^a

Geographic Size: 408 sq. mi.^b

Population Density: 155/sq. mi.

Most Populous Township: Carson City

^a Source: Nevada State Demographer

^b Source: U.S. Census Bureau

**QUICK
FACTS**

**2%
3%**

**OF STATEWIDE NON-TRAFFIC CASELOAD
OF STATEWIDE TRAFFIC CASELOAD**

SECOND JUDICIAL DISTRICT



Washoe County Courthouse

SECOND JUDICIAL DISTRICT CASELOAD FILINGS AND DISPOSITIONS Fiscal Year 2024^a

Court	Non-Traffic Cases					Traffic and Parking Cases ^b					
	Criminal Cases ^c	Civil Cases	Family Cases ^d	Juvenile Cases ^d	Total Non-Traf.	Total Disp.	Misd. Cases	Infraction Cases	Parking Cases	Total Traffic	Total Disp.
Washoe County DC	2,823	3,846	10,187	1,268Z	18,124 ^f	14,933	1,259 ^{f,g}	0 ^g	-	1,259 ^f	1,253
Incline Village JC	195	114	-	-	309	289	160	1,081	0	1,241	1,164
Reno Justice Court	4,974	10,949	-	-	15,923	14,935	5,027	10,747	2	15,776	15,354
Sparks Justice Court	2,490	5,155	-	-	7,645	7,643	1,878	2,266	0	4,144	4,301
Wadsworth Justice Court	83	17	-	-	100	64	619	1,976	0	2,595	2,171
Reno Municipal Court	6,033	64	-	-	6,097	5,498	4,113	7,838	0	11,951	11,891
Sparks Municipal Court	1,907 ^f	5	-	-	1,912 ^f	1,716	1,582 ^f	2,414	71	4,067 ^f	3,925
TOTAL	18,505	20,150	10,187	1,268	50,110	45,078	14,638	26,322	73	41,033	40,059

^a Statistics include reopened cases.

^b Includes juvenile traffic statistics. Infraction cases may include non-traffic matters. District Courts do not report parking cases.

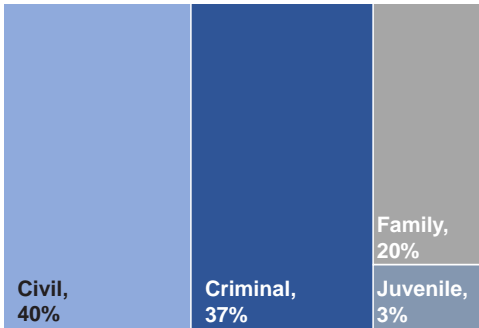
^c Criminal includes felony, gross misdemeanor, non-traffic misdemeanor, and criminal/infraction appeal (District Court only) filings.

^d Family and juvenile case types only heard in District Courts.

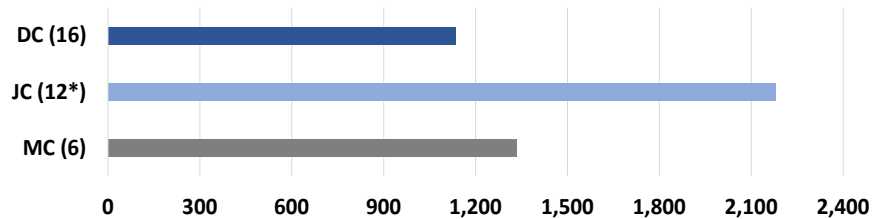
^f Reopened (cases) not reported or under-reported.

^g Civil infraction information may be included in the Traffic, Misdemeanor case type.

NON-TRAFFIC CASE DISTRIBUTION



NON-TRAFFIC TOTAL CASES PER JUDGE



*Authorized positions as of June 30, 2023. Actual filled positions were used to calculate reported magnitudes. For greater detail see footnotes on Table 1 in the Annual Report Appendix file at nvcourts.



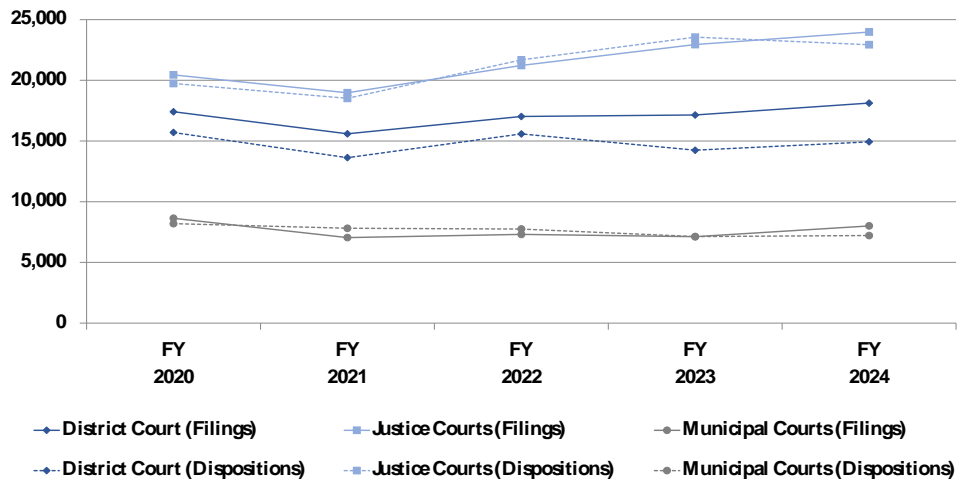
District Demographics

Population: 508,759^a
 Geographic Size: 6,302 sq. mi.^b
 Population Density: 81/sq. mi.
 Most Populous Township: Reno

^a Source: Nevada State Demographer

^b Source: U.S. Census Bureau

SECOND JUDICIAL DISTRICT NON-TRAFFIC FILINGS AND DISPOSITIONS FISCAL YEARS 2020-24



QUICK FACTS | **13%** OF STATEWIDE NON-TRAFFIC CASELOAD
13% OF STATEWIDE TRAFFIC CASELOAD

THIRD JUDICIAL DISTRICT

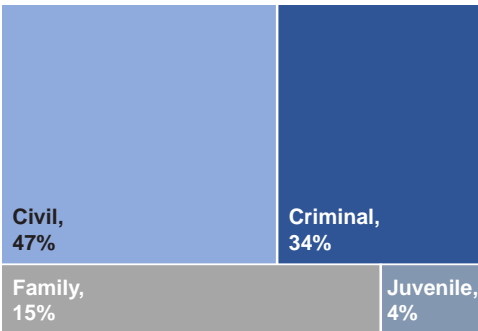


THIRD JUDICIAL DISTRICT CASELOAD FILINGS AND DISPOSITIONS Fiscal Year 2024^a

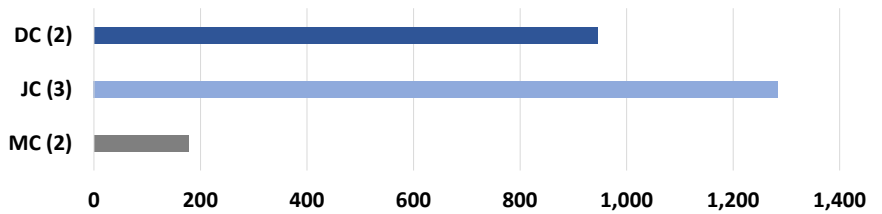
Court	Non-Traffic Cases					Traffic and Parking Cases ^b					
	Criminal Cases ^c	Civil Cases	Family Cases ^d	Juvenile Cases ^d	Total Non-Traf.	Total Disp.	Misd. Cases	Infraction Cases	Parking Cases	Total Traffic	Total Disp.
Lyon County District Court	341	383	919	248	1,891	1,813	63 ^{f,g}	0 ^g	-	63 ^f	0 ⁱ
Canal Justice Court	421	1,115	-	-	1,536	1,470	434	634	1	1,069	1,158
Dayton Justice Court	445	659	-	-	1,104	1,137	532	1,322	2	1,856	1,880
Walker River Justice Court	531	681	-	-	1,212	1,221	537	1,050	0	1,587	1,694
Fernley Municipal Court	280	0	-	-	280	199	527	807	7	1,341	1,164
Yerington Municipal Court	74	0	-	-	74	81	82	173	1	256	226
TOTAL	2,092	2,838	919	248	6,097	5,921	2,175	3,986	11	6,172	6,122ⁱ

- ^a Statistics include reopened cases.
- ^b Includes juvenile traffic statistics. Infraction cases may include non-traffic matters. District Courts do not report parking cases.
- ^c Criminal includes felony, gross misdemeanor, non-traffic misdemeanor, and criminal/infraction appeal (District Court only) filings.
- ^d Family and juvenile case types only heard in District Courts.
- ^f Reopened (cases) not reported or under-reported.
- ^g Civil infraction information may be included in the Traffic, Misdemeanor case type.
- ⁱ Incomplete.

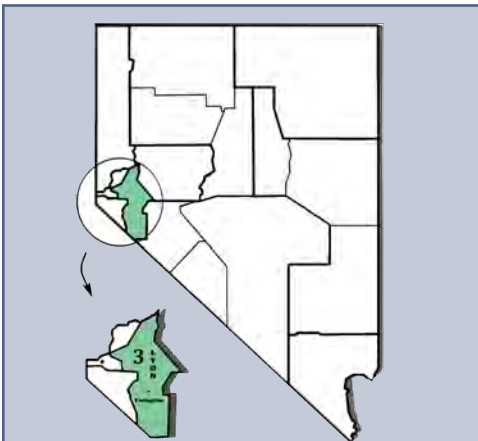
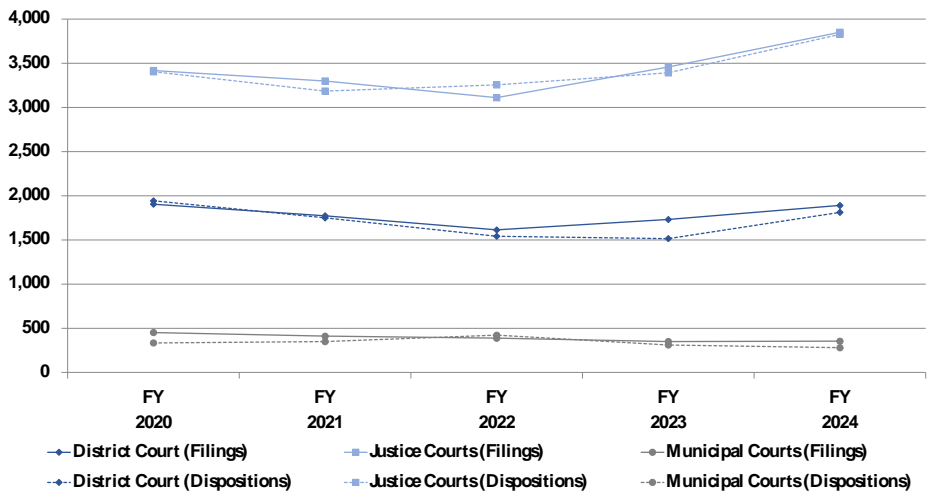
NON-TRAFFIC CASE DISTRIBUTION



NON-TRAFFIC TOTAL CASES PER JUDGE



THIRD JUDICIAL DISTRICT NON-TRAFFIC FILINGS AND DISPOSITIONS FISCAL YEARS 2020-24



District Demographics

Population: 63,179^a
 Geographic Size: 2,001 sq. mi.^b
 Population Density: 32/sq. mi.
 Most Populous Township: Dayton

^a Source: Nevada State Demographer
^b Source: U.S. Census Bureau

QUICK FACTS | **2%** OF STATEWIDE NON-TRAFFIC CASELOAD
2% OF STATEWIDE TRAFFIC CASELOAD

FOURTH JUDICIAL DISTRICT



Elko County Courthouse

FOURTH JUDICIAL DISTRICT CASELOAD FILINGS AND DISPOSITIONS Fiscal Year 2024^a

Court	Non-Traffic Cases					Traffic and Parking Cases ^b					
	Criminal Cases ^c	Civil Cases	Family Cases ^d	Juvenile Cases ^d	Total Non-Traf.	Total Disp.	Misd. Cases	Infraction Cases	Parking Cases	Total Traffic	Total Disp.
Elko County District Court	464	371	859	119	1,813	1,694 ^f	4 ⁱ	0	-	4 ⁱ	19 ^{f,i}
Carlin Justice Court	39	61	-	-	100	95 ^f	56	82	0	138	184 ^f
Eastline Justice Court	61	108	-	-	169	206 ^f	245	134	0	379	348
Elko Justice Court	1,483	1,136	-	-	2,619	2,001	1,148	1,423	1	2,572	2,390
Wells Justice Court	81	62	-	-	143	153	386	2,339	3	2,728	3,638 ^f
Carlin Municipal Court	90	0	-	-	90	64	24	102	2	128	153
Elko Municipal Court	170	2	-	-	172	169	152	896	7	1,055	950
Wells Municipal Court	2	0	-	-	2	5	6	175	3	184	219
West Wendover MC	90	1	-	-	91	87	13	402	0	415	555 ^f
TOTAL	2,480	1,741	859	119	5,199	4,474	2,034ⁱ	5,553	16	7,603ⁱ	8,456ⁱ

^a Statistics include reopened cases.

^b Includes juvenile traffic statistics. Infraction cases may include non-traffic matters. District Courts do not report parking cases.

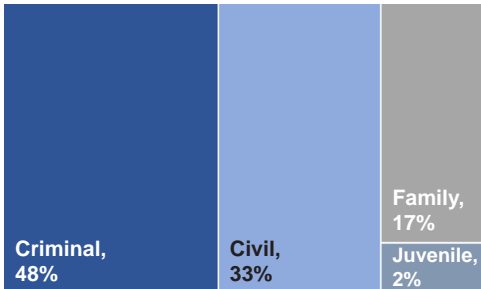
^c Criminal includes felony, gross misdemeanor, non-traffic misdemeanor, and criminal/infraction appeal (District Court only) filings.

^d Family and juvenile case types only heard in District Courts.

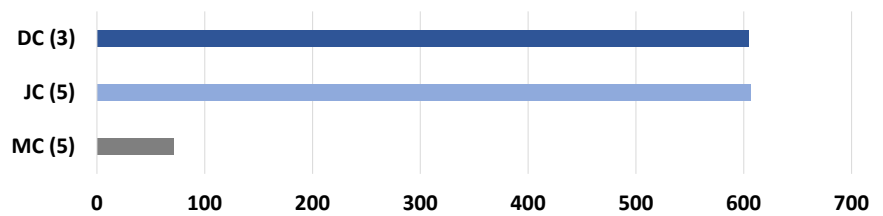
^f Includes administrative case closures.

ⁱ Incomplete.

NON-TRAFFIC CASE DISTRIBUTION



NON-TRAFFIC TOTAL CASES PER JUDGE



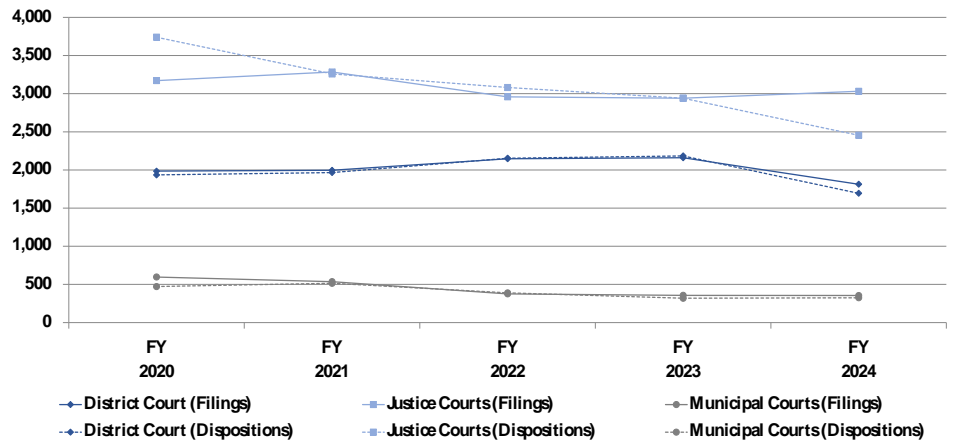
District Demographics

Population: 57,538^a
 Geographic Size: 17,170 sq. mi.^b
 Population Density: 3/sq. mi.
 Most Populous Township: Elko

^a Source: Nevada State Demographer

^b Source: U.S. Census Bureau

FOURTH JUDICIAL DISTRICT NON-TRAFFIC FILINGS AND DISPOSITIONS FISCAL YEARS 2020-24



QUICK FACTS | **1%** OF STATEWIDE NON-TRAFFIC CASELOAD
3% OF STATEWIDE TRAFFIC CASELOAD

FIFTH JUDICIAL DISTRICT



Esmeralda County Courthouse



Nye County Courthouse

FIFTH JUDICIAL DISTRICT CASELOAD FILINGS AND DISPOSITIONS Fiscal Year 2024^a

Court	Non-Traffic Cases					Traffic and Parking Cases ^b					
	Criminal Cases ^c	Civil Cases	Family Cases ^d	Juvenile Cases ^d	Total Non-Traf.	Total Disp.	Misd. Cases	Infraction Cases	Parking Cases	Total Traffic	Total Disp.
Esmeralda County DC	5	18	7	0	30	1	6 ^f	0 ^f	-	6	0
Nye County District Court	348	675	456	269	1,748	1,211	66 ^f	0 ^f	-	66	59
Beatty Justice Court	69	45	-	-	114	149 ^g	264	1,351	2	1,617	1,387
Esmeralda Justice Court	27	26	-	-	53	81 ^g	1,292 ^f	226 ^f	0	1,518	1,511
Pahrump Justice Court	1,222	1,148	-	-	2,370	2,613 ^g	1,707	3,359	0	5,066	4,851
Tonopah Justice Court	157	95	-	-	252	242	451	936	0	1,387	1,655
TOTAL	1,828	2,007	463	269	4,567	4,297	3,786	5,872	2	9,660	9,463

^a Statistics include reopened cases.

^b Includes juvenile traffic statistics. Infraction cases may include non-traffic matters. District Courts do not report parking cases.

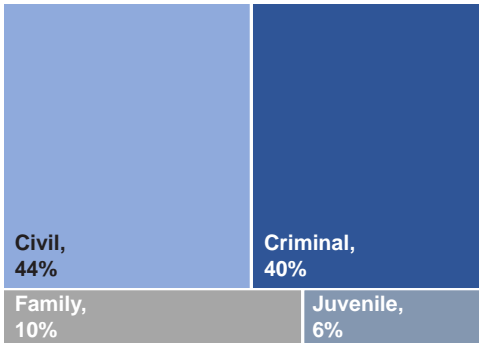
^c Criminal includes felony, gross misdemeanor, non-traffic misdemeanor, and criminal/infraction appeal (District Court only) filings.

^d Family and juvenile case types only heard in District Courts.

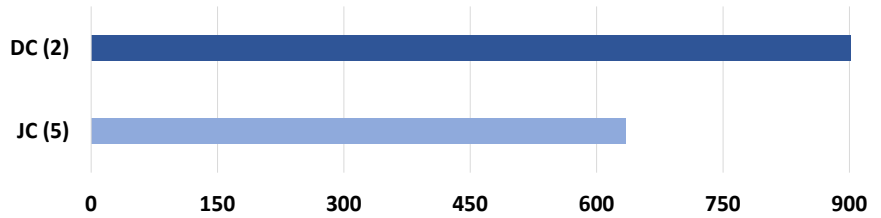
^f Civil infraction information may be included in the Traffic, Misdemeanor case type.

^g Includes administrative case closures.

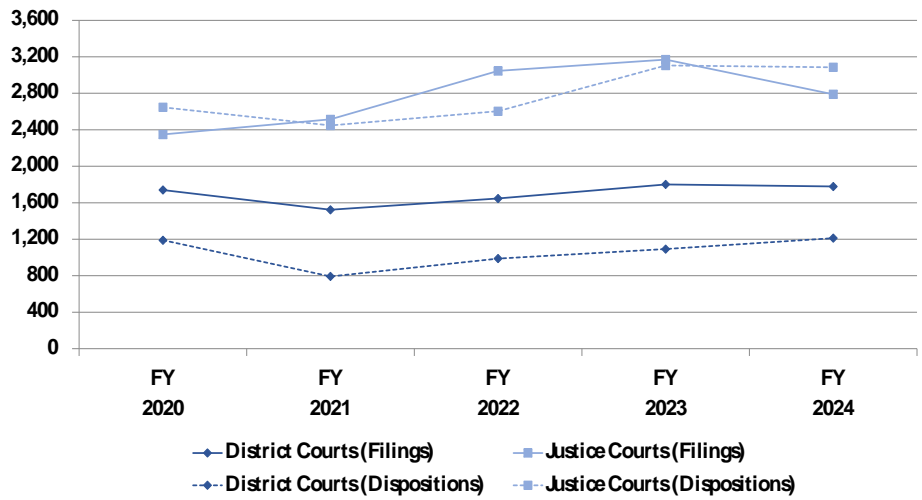
NON-TRAFFIC CASE DISTRIBUTION



NON-TRAFFIC TOTAL CASES PER JUDGE



FIFTH JUDICIAL DISTRICT NON-TRAFFIC FILINGS AND DISPOSITIONS FISCAL YEARS 2020-24



District Demographics

Population: 53,545^a

Geographic Size: 21,764 sq. mi.^b

Population Density: 2/sq. mi.

Most Populous Township: Pahrump

^a Source: Nevada State Demographer

^b Source: U.S. Census Bureau

**QUICK
FACTS**

**1%
3%**

**OF STATEWIDE NON-TRAFFIC CASELOAD
OF STATEWIDE TRAFFIC CASELOAD**

SIXTH JUDICIAL DISTRICT

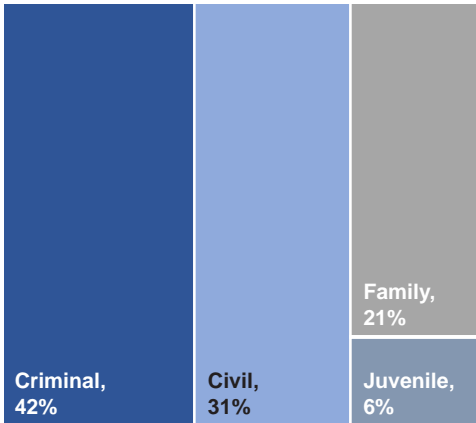


SIXTH JUDICIAL DISTRICT CASELOAD FILINGS AND DISPOSITIONS Fiscal Year 2024^a

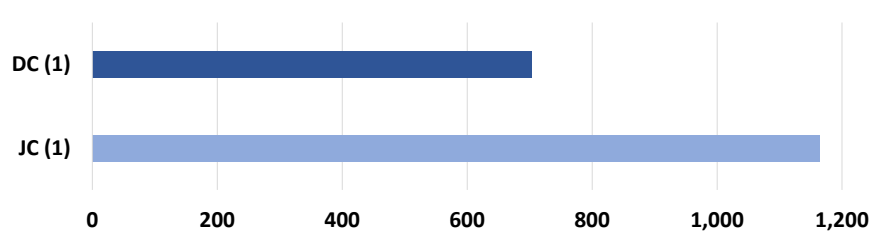
Court	Non-Traffic Cases					Traffic and Parking Cases ^b					
	Criminal Cases ^c	Civil Cases	Family Cases ^d	Juvenile Cases ^d	Total Non-Traf.	Total Disp.	Misd. Cases	Infraction Cases	Parking Cases	Total Traffic	Total Disp.
Humboldt County DC	93	116	382	113	704	590	80 ^f	0 ^f	-	80	78
Union Justice Court	700	464	-	-	1,164	1,011	550	2,579	0	3,129	3,087
TOTAL	793	580	382	113	1,868	1,601	630	2,579	0	3,209	3,165

- ^a Statistics include reopened cases.
- ^b Includes juvenile traffic statistics. Infraction cases may include non-traffic matters. District Courts do not report parking cases.
- ^c Criminal includes felony, gross misdemeanor, non-traffic misdemeanor, and criminal/infraction appeal (District Court only) filings.
- ^d Family and juvenile case types only heard in District Courts.
- ^f Civil infraction information may be included in the Traffic, Misdemeanor case type.

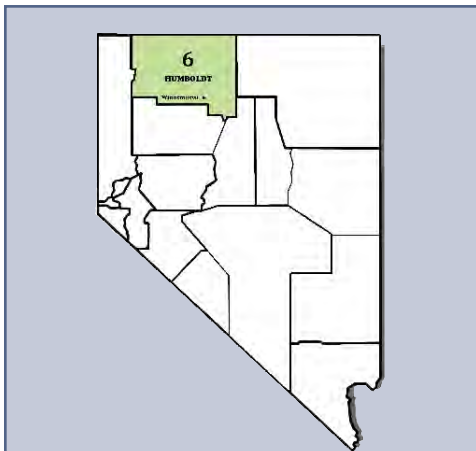
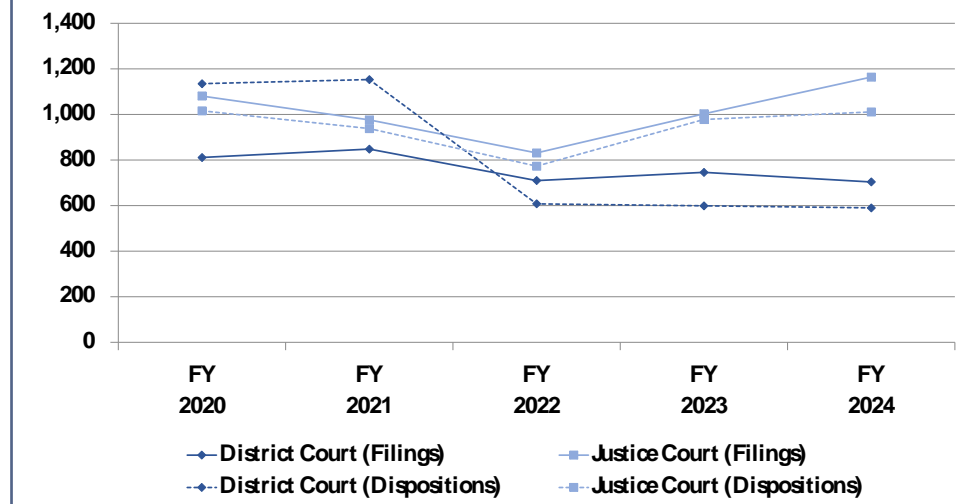
NON-TRAFFIC CASE DISTRIBUTION



NON-TRAFFIC TOTAL CASES PER JUDGE



SIXTH JUDICIAL DISTRICT NON-TRAFFIC FILINGS AND DISPOSITIONS FISCAL YEARS 2020-24



District Demographics

Population: 17,696 ^a
 Geographic Size: 9,641 sq. mi. ^b
 Population Density: 2/sq. mi.
 Most Populous Township: Union

^a Source: Nevada State Demographer
^b Source: U.S. Census Bureau

**QUICK
FACTS**

<1% OF STATEWIDE NON-TRAFFIC CASELOAD
1% OF STATEWIDE TRAFFIC CASELOAD

SEVENTH JUDICIAL DISTRICT



SEVENTH JUDICIAL DISTRICT CASELOAD FILINGS AND DISPOSITIONS Fiscal Year 2024^a

Court	Non-Traffic Cases					Traffic and Parking Cases ^b					
	Criminal Cases ^c	Civil Cases	Family Cases ^d	Juvenile Cases ^d	Total Non-Traf.	Total Disp.	Misd. Cases	Infraction Cases	Parking Cases	Total Traffic	Total Disp.
Eureka County District Court	14	16	25	4	59	33	1 ^f	0 ^f	-	1	0
Lincoln County District Court	33	40	29	5	107	62	0 ^f	0 ^f	-	0	0
White Pine County DC	134	105	115	158	512	467	3 ^f	0 ^f	-	3	2
Ely Justice Court	255	269	-	-	524	469	164 ^f	815 ^f	0	979	905
Eureka Justice Court	73	32	-	-	105	105	123 ^f	493 ^f	1	617	659
Meadow Valley Justice Court	55	32	-	-	87	59	59 ^f	377 ^f	0	436	363
Pahrnagat Valley JC	56	5	-	-	61	43	205 ^f	1,402 ^f	1	1,608	1,556
Caliente Municipal Court	8	0	-	-	8	11	0	0	0	0	0
Ely Municipal Court	127	0	-	-	127	133	162	204	1	367	345
TOTAL	755	499	169	167	1,590	1,382	717	3,291	3	4,011	3,830

^a Statistics include reopened cases.

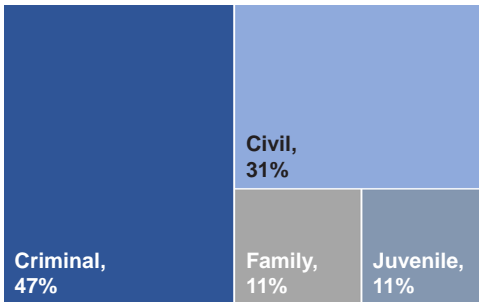
^b Includes juvenile traffic statistics. Infraction cases may include non-traffic matters. District Courts do not report parking cases.

^c Criminal includes felony, gross misdemeanor, non-traffic misdemeanor, and criminal/infraction appeal (District Court only) filings.

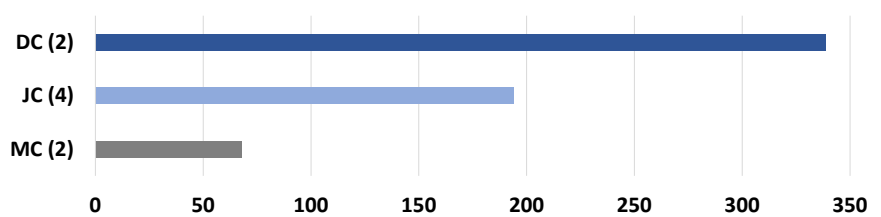
^d Family and juvenile case types only heard in District Courts.

^f Civil infraction information may be included in the Traffic, Misdemeanor case type for juvenile traffic matters.

NON-TRAFFIC CASE DISTRIBUTION



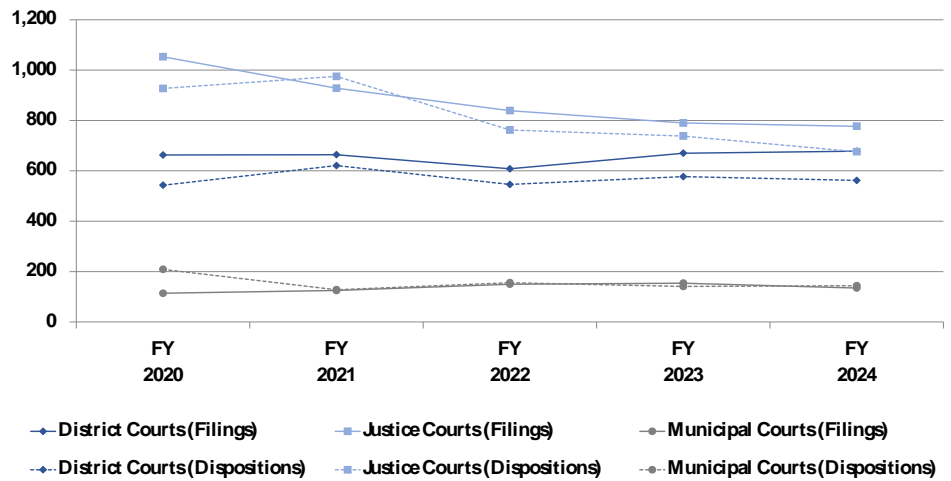
NON-TRAFFIC TOTAL CASES PER JUDGE



District Demographics

Population: 16,589^a
 Geographic Size: 23,685 sq. mi.^b
 Population Density: <1/sq. mi.
 Most Populous Township: Ely
^a Source: Nevada State Demographer
^b Source: U.S. Census Bureau

SEVENTH JUDICIAL DISTRICT NON-TRAFFIC FILINGS AND DISPOSITIONS FISCAL YEARS 2020-24



**QUICK
FACTS**

<1% OF STATEWIDE NON-TRAFFIC CASELOAD
1% OF STATEWIDE TRAFFIC CASELOAD

EIGHTH JUDICIAL DISTRICT



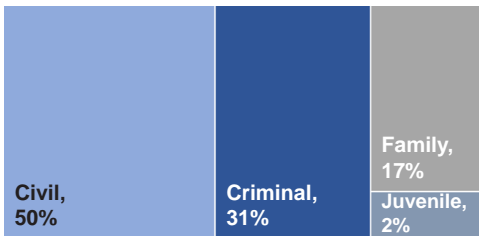
Regional Justice Center

EIGHTH JUDICIAL DISTRICT CASELOAD FILINGS AND DISPOSITIONS Fiscal Year 2024^a

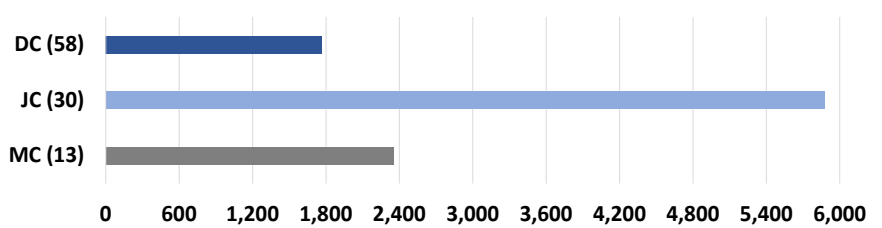
Court	Non-Traffic Cases					Traffic and Parking Cases ^b					
	Criminal Cases ^c	Civil Cases	Family Cases ^d	Juvenile Cases ^d	Total Non-Traf.	Total Disp.	Misd. Cases	Infraction Cases	Parking Cases	Total Traffic	Total Disp.
Clark County DC	13,653	29,179	53,570	6,194	102,596	99,631	(b)	(b)	(b)	(b)	(b)
Boulder Justice Court	122	333	-	-	455	414	188	557	3	748	778
Bunkerville Justice Court	19	15	-	-	34	33	128	633	0	761	687
Goodsprings Justice Court	319	52	-	-	371	368	1,958	6,322	30	8,310	8,286
Henderson Justice Court	1,924	12,585	-	-	14,509	12,754	614	1,779	12	2,405	2,426
Las Vegas Justice Court	45,703	99,259	-	-	144,962	143,599	30,662 ^f	88,685 ^f	625 ^f	119,972 ^f	104,979
Laughlin Justice Court	347	334	-	-	681	726	714	2,030	85	2,829	2,820
Mesquite Justice Court	160	325	-	-	485	468	3	5	0	8	6
Moapa Justice Court	126	13	-	-	139	106 ^g	508	1,145	3	1,656	1,369
Moapa Valley Justice Court	129	51	-	-	180	164	279	736	56	1,071	956
North Las Vegas Justice Court	2,572	11,761	-	-	14,333	15,821	180	361	3	544	186
Searchlight Justice Court	76	8	-	-	84	94	877	2,061	17	2,955	2,483
Boulder Municipal Court	486	8	-	-	494	436	658 ^h	587 ^h	55	1,300	945
Henderson Municipal Court	6,328	94	-	-	6,422	6,133 ^g	5,098	6,776	778	12,652	13,336
Las Vegas Municipal Court	16,795	148	-	-	16,943	14,493	15,086	23,488	452	39,026	34,187
Mesquite Municipal Court	602	4	-	-	606	550	416 ^h	904 ^h	37	1,357	1,175
North Las Vegas MC	6,011	105	-	-	6,116	6,432	8,824	11,861	128	20,813	19,601
TOTAL	95,372	154,274	53,570	6,194	309,410	302,222	66,193	147,930	2,284	216,407	194,220

- ^a Statistics include reopened cases.
- ^b Juvenile traffic statistics included and are only reported by limited jurisdiction courts in this county. Infraction cases may include non-traffic matters.
- ^c Criminal includes felony, gross misdemeanor, non-traffic misdemeanor, and criminal/infraction appeal (District Court only) filings.
- ^d Family and juvenile case types only heard in District Courts.
- ^e Reopened (cases) not reported or under-reported.
- ^f Includes administrative case closures.
- ^g Civil infraction information may be included in the Traffic, Misdemeanor case type for juvenile traffic matters.

NON-TRAFFIC CASE DISTRIBUTION



NON-TRAFFIC TOTAL CASES PER JUDGE

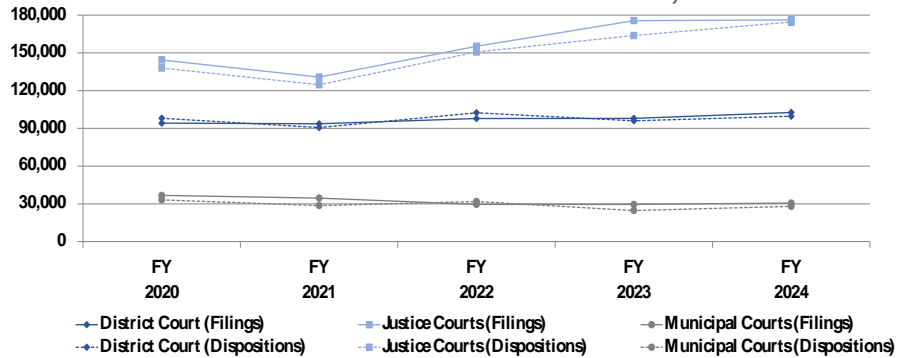


District Demographics

Population: 2,361,285^a
 Geographic Size: 7,891 sq. mi.^b
 Population Density: 299/sq. mi.
 Most Populous Township: Las Vegas

^a Source: Nevada State Demographer
^b Source: U.S. Census Bureau

EIGHTH JUDICIAL DISTRICT NON-TRAFFIC FILINGS AND DISPOSITIONS, FY 2020-24



QUICK FACTS | **78%** OF STATEWIDE NON-TRAFFIC CASELOAD
70% OF STATEWIDE TRAFFIC CASELOAD

NINTH JUDICIAL DISTRICT



NINTH JUDICIAL DISTRICT CASELOAD FILINGS AND DISPOSITIONS Fiscal Year 2024^a

Court	Non-Traffic Cases				Traffic and Parking Cases ^b						
	Criminal Cases ^c	Civil Cases	Family Cases ^d	Juvenile Cases ^d	Total Non-Traf.	Total Disp.	Misd. Cases	Infraction Cases	Parking Cases	Total Traffic	Total Disp.
Douglas County District Court	381	491	802	114	1,788	1,713	19	111	-	130	119
East Fork Justice Court	949	593	-	-	1,542	1,148	1,020	2,302	16	3,338	3,317
Tahoe Justice Court	446	76	-	-	522	448	372	1,391	247	2,010	1,783
TOTAL	1,776	1,160	802	114	3,852	3,309	1,411	3,804	263	5,478	5,219

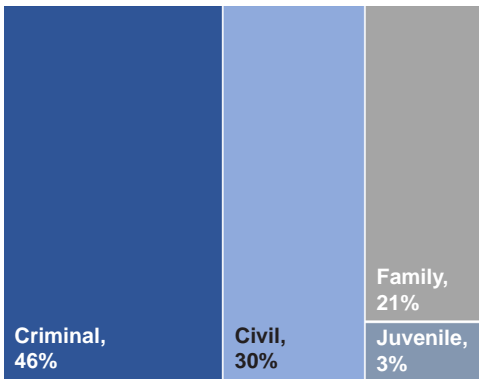
^a Statistics include reopened cases.

^b Includes juvenile traffic statistics. Infraction cases may include non-traffic matters. District Courts do not report parking cases.

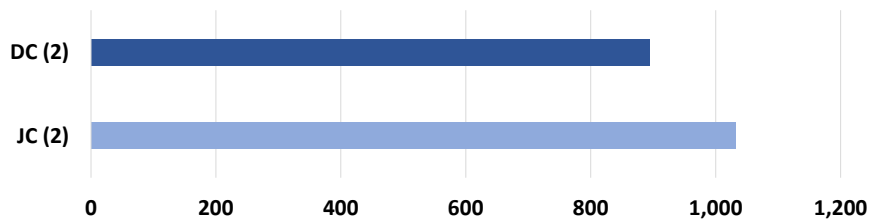
^c Criminal includes felony, gross misdemeanor, non-traffic misdemeanor, and criminal/infraction appeal (District Court only) filings.

^d Family and juvenile case types only heard in District Courts.

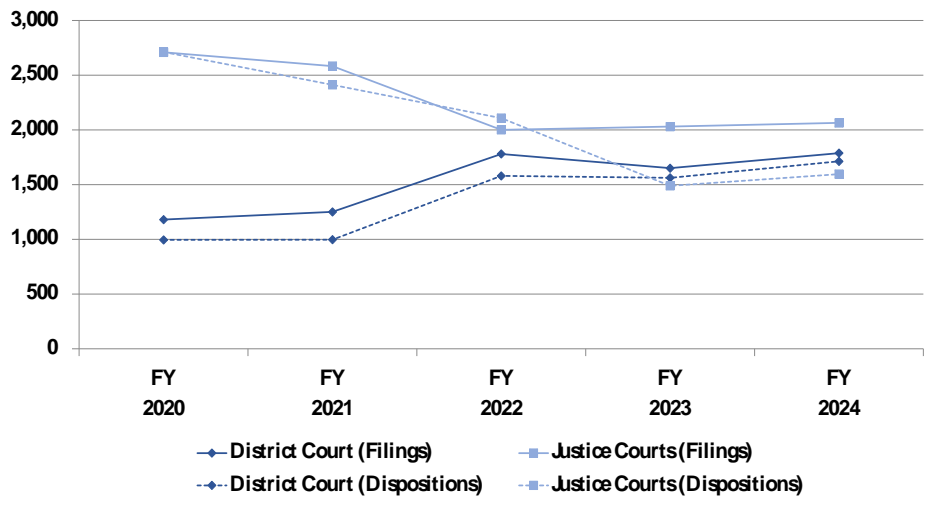
NON-TRAFFIC CASE DISTRIBUTION



NON-TRAFFIC TOTAL CASES PER JUDGE



NINTH JUDICIAL DISTRICT NON-TRAFFIC FILINGS AND DISPOSITIONS FISCAL YEARS 2020-24



District Demographics

Population: 54,343 ^a
 Geographic Size: 710 sq. mi. ^b
 Population Density: 77/sq. mi.
 Most Populous Township: East Fork

^a Source: Nevada State Demographer

^b Source: U.S. Census Bureau

QUICK FACTS | **1%** OF STATEWIDE NON-TRAFFIC CASELOAD
2% OF STATEWIDE TRAFFIC CASELOAD

TENTH JUDICIAL DISTRICT



TENTH JUDICIAL DISTRICT CASELOAD FILINGS AND DISPOSITIONS Fiscal Year 2024^a

Court	Non-Traffic Cases					Traffic and Parking Cases ^b					
	Criminal Cases ^c	Civil Cases	Family Cases ^d	Juvenile Cases ^d	Total Non-Traf.	Total Disp.	Misd. Cases	Infraction Cases	Parking Cases	Total Traffic	Total Disp.
Churchill County District Court	275	298	813	305	1,691	1,674	4	10	-	14	21
New River Justice Court	620	884	-	-	1,504	1,273	381	1,222	2	1,605	2,110 ^f
Fallon Municipal Court	281	1	-	-	282	233	156	104	0	260	291
TOTAL	1,176	1,183	813	305	3,477	3,180	541	1,336	2	1,879	2,422

^a Statistics include reopened cases.

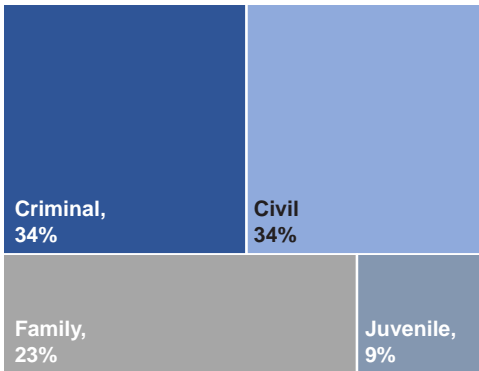
^b Includes juvenile traffic statistics. Infraction cases may include non-traffic matters. District Courts do not report parking cases.

^c Criminal includes felony, gross misdemeanor, non-traffic misdemeanor, and criminal/infraction appeal (District Court only) filings.

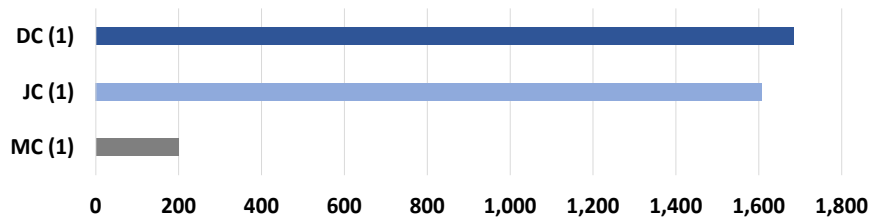
^d Family and juvenile case types only heard in District Courts.

^f Includes administrative case closures.

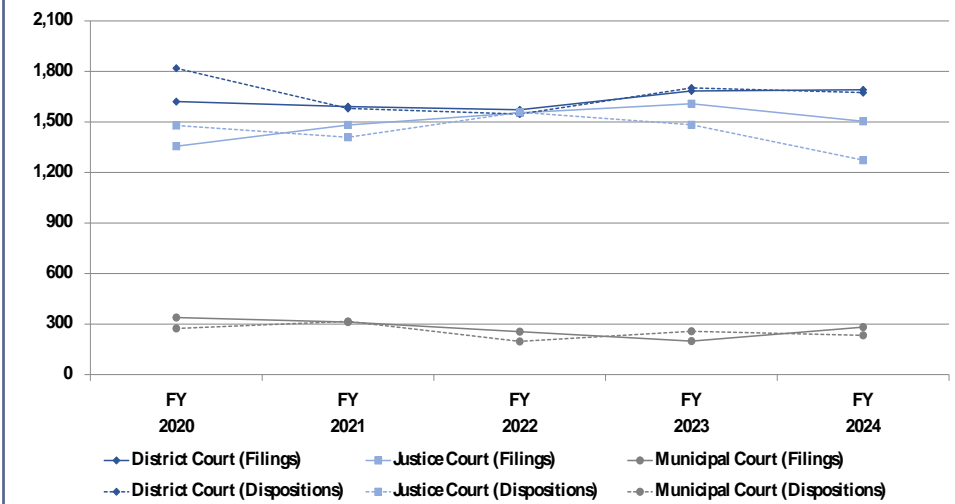
NON-TRAFFIC CASE DISTRIBUTION



NON-TRAFFIC TOTAL CASES PER JUDGE



TENTH JUDICIAL DISTRICT NON-TRAFFIC FILINGS AND DISPOSITIONS FISCAL YEARS 2020-24



District Demographics

Population: 26,940^a

Geographic Size: 4,930 sq. mi.^b

Population Density: 5/sq. mi.

Most Populous Township: New River

^a Source: Nevada State Demographer

^b Source: U.S. Census Bureau

**QUICK
FACTS**

1%

OF STATEWIDE NON-TRAFFIC CASELOAD

1%

OF STATEWIDE TRAFFIC CASELOAD

ELEVENTH JUDICIAL DISTRICT



ELEVENTH JUDICIAL DISTRICT CASELOAD FILINGS AND DISPOSITIONS Fiscal Year 2024^a

Court	Non-Traffic Cases					Traffic and Parking Cases ^b					
	Criminal Cases ^c	Civil Cases	Family Cases ^d	Juvenile Cases ^d	Total Non-Traf.	Total Disp.	Misd. Cases	Infraction Cases	Parking Cases	Total Traffic	Total Disp.
Lander County District Court	33	28	65	16	142	60	7 ^f	0 ^f	-	7	6
Mineral County District Court	104	53	51	28	236	163	4 ^f	0 ^f	-	4	2
Pershing County District Court	64	91	57	33	245	271 ^g	8 ^f	0 ^f	-	8	9
Argenta Justice Court	145	130	-	-	275	292	113	1,106	0	1,219	1,118
Austin Justice Court	5	16	-	-	21	13	73	353	1	427	456
Hawthorne Justice Court	292	140	-	-	432	190	567	988	1	1,556	1,251
Lake Justice Court	208	146	-	-	354	397	112	245	0	357	433
TOTAL	851	604	173	77	1,705	1,386	884	2,692	2	3,578	3,275

^a Statistics include reopened cases.

^b Includes juvenile traffic statistics. Infraction cases may include non-traffic matters. District Courts do not report parking cases.

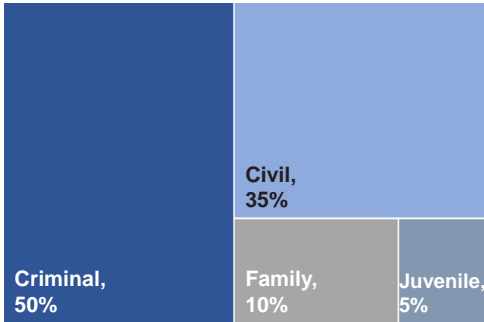
^c Criminal includes felony, gross misdemeanor, non-traffic misdemeanor, and criminal/infraction appeal (District Court only) filings.

^d Family and juvenile case types only heard in District Courts.

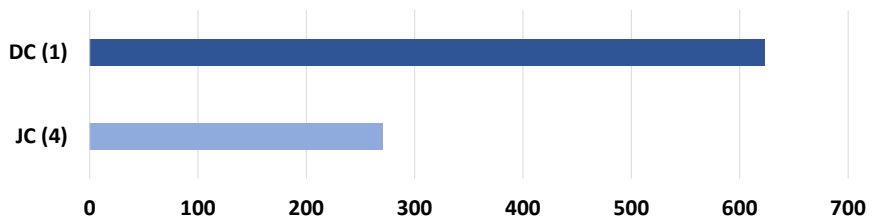
^f Civil infraction information may be included in the Traffic, Misdemeanor case type.

^g Includes administrative case closures.

NON-TRAFFIC CASE DISTRIBUTION



NON-TRAFFIC TOTAL CASES PER JUDGE



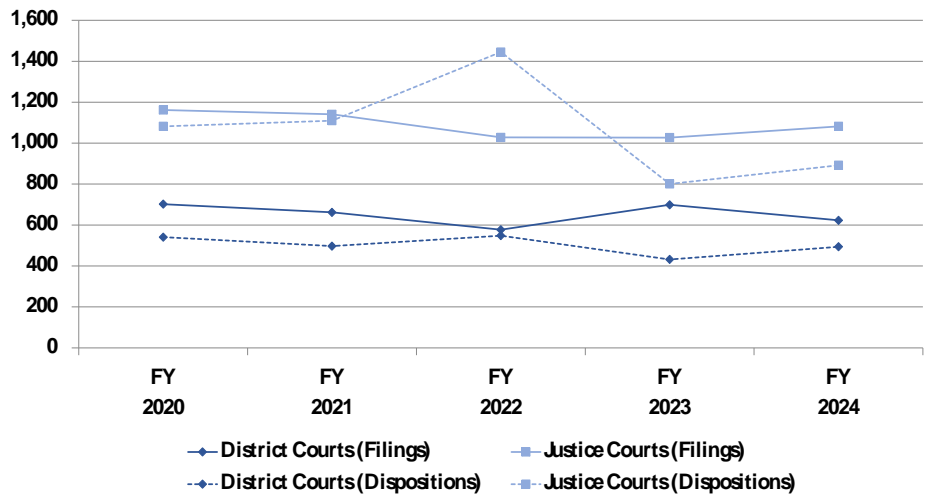
District Demographics

Population: 18,427^a
 Geographic Size: 15,280 sq. mi.^b
 Population Density: 1/sq. mi.
 Most Populous Township: Lake

^a Source: Nevada State Demographer

^b Source: U.S. Census Bureau

ELEVENTH JUDICIAL DISTRICT NON-TRAFFIC FILINGS AND DISPOSITIONS FISCAL YEARS 2020-24



QUICK FACTS | **<1%** OF STATEWIDE NON-TRAFFIC CASELOAD
1% OF STATEWIDE TRAFFIC CASELOAD



