



ANNUAL REPORT of the NEVADA JUDICIARY

**Fiscal Year 2024
Appendix Tables**

Table of Contents

Figures and Summary Information:

Table 1:	Summary of Population, Judicial Positions, and Cases Processed by Court	Page 1
Figure 1:	Filings by Case Type, by Jurisdictional Level, Fiscal Years 2014-23	Page 3
Figure 2:	Non-Traffic Distributions, by Jurisdictional Level, Fiscal Year 2023	Page 3
Figure 3:	Non-Traffic Filings per Judicial Position, Fiscal Year 2023	Page 4
Figure 4:	Non-Traffic Criminal Cases by USJR Classification, Fiscal Year 2023	Page 5
Figure 5:	Non-Criminal Case Distribution by USJR Classification, Fiscal Year 2023	Page 5

Aggregate Comparison Tables, Fiscal Years 2023-24:

Table A1:	District Court Criminal and Civil Cases	Page 6
Table A2:	District Court Family and Juvenile Cases	Page 7
Table A3:	District Court Juvenile Traffic Cases Filed and Disposed	Page 8
Table A4:	Justice Court Non-Traffic Cases Filed and Disposed	Page 9
Table A5:	Justice Court Traffic Cases Filed and Disposed	Page 11
Table A6:	Municipal Court Non-Traffic Cases Filed and Disposed	Page 12
Table A7:	Municipal Court Traffic Cases Filed and Disposed	Page 13

Fiscal Year 2024 Caseload Statistics:

Table B1-1:	District Court: Criminal Caseload, Aggregates	Page 14
Table B1-2:	District Court: Criminal Caseload, Case Types:	
	Felony	Page 16
	Gross Misdemeanor	Page 19
Table B2-1:	District Court: Civil Caseload, Aggregates	Page 22
Table B2-2:	District Court: Civil Caseload, Case Types:	
	Real Property and Tort	Page 24
	Probate, Construction Defect, and Contract	Page 27
	Judicial Review/Appeal, Civil Writ, and Other Civil	Page 30
Table B3:	District Court: Family Caseload	Page 33
Table B4:	District Court: Juvenile Non-Traffic Caseload	Page 36
Table B5-1:	Justice Court: Criminal Caseload, Aggregate	Page 39
Table B5-2:	Justice Court: Criminal Caseload, Case Types:	
	Felony	Page 43
	Gross Misdemeanor	Page 49
	Misdemeanor and Civil Infraction	Page 55
Table B6-1:	Justice Court: Civil Caseload, Aggregate	Page 61
Table B6-2:	Justice Court: Civil Caseload, Case Types	Page 65
Table B7-1:	Municipal Court: Criminal Caseload, Aggregates	Page 69
Table B7-2:	Municipal Court: Criminal Caseload, Case Types	Page 71
Table B8:	Municipal Court: Civil Caseload, Aggregates	Page 74
Table B9:	Juvenile Traffic and Civil Infraction Caseload	Page 76

Fiscal Year 2024 Specialty Court Statistics:

Table C1:	Summary of Specialty Court Program Distributions	Page 79
Table C2:	Summary of Specialty Court Statistics	Page 80

Glossary:

Criminal Caseload Glossary	Page 82
Civil Caseload Glossary	Page 84
Family Caseload Glossary	Page 86
Juvenile Caseload Glossary	Page 88
Juvenile Traffic Caseload Glossary	Page 90

Table 1. Summary of Population, Judicial Positions, and Cases Processed by Court for Nevada Judiciary, Fiscal Year 2024. ^a

Nevada Trial Courts, Population, Judicial Position, and Caseload Summaries (1 of 2)	Population as of 7/1/2023 ^b	Authorized Judicial Positions as of 6/30/2024 ^c	Non-Traffic Cases				Traffic, Infractions, and Parking ^d	
			Criminal Cases Filed ^d	Non-Criminal Cases Filed ^f	Total Cases Filed	Total Cases Disposed	Total Cases	Total Dispositions
Nevada Trial Court Totals (N=73)	3,241,678	191/(30.10)	128,172	266,727	394,899	378,604	309,075	286,649
District Courts (N=17)		90/(25.40)	19,102	115,188	134,290	126,257	1,751	1,611
Justice Courts (N=40)		70/(3.70) *	69,786	151,107	220,893	216,107	212,152	196,075
Municipal Courts (N=16)		31/(1.00) *	39,284	432	39,716	36,240	95,172	88,963
First Judicial District	63,377	2/(1.20)	337	2,267	2,604	1,941	106	43
Carson City District Court	58,923		334	2,208	2,542	1,900	105	42
Storey County District Court	4,454		3	59	62	41	1	1
Carson City								
Carson City Justice Court	58,923	2/(0.40) **	1,942	2,134	4,076	3,518	7,469	7,670
Storey County								
Virginia City Justice Court	4,454	1	265	79	344	295	2,470	2,705
Second Judicial District	508,759	16/(6.00)	2,823	15,301	18,124	14,933	1,259	1,253
Washoe County District Court	508,759		2,823	15,301	18,124	14,933	1,259	1,253
Washoe County								
Incline Village Justice Court	12,612	1	195	114	309	289	1,241	1,164
Reno Justice Court	327,284	6/(0.30) ^g	4,974	10,949	15,923	14,935	15,776	15,354
Sparks Justice Court	165,800	4	2,490	5,155	7,645	7,643	4,144	4,301
Wadsworth Justice Court	3,063	1	83	17	100	64	2,595	2,171
Reno Municipal Court	277,517	4	6,033	64	6,097	5,498	11,951	11,891
Sparks Municipal Court	113,816	2	1,907 ^h	5	1,912	1,716	4,067 ^h	3,925
Third Judicial District	63,179	2/(1.00)	341	1,550	1,891	1,813	63	0
Lyon County District Court	63,179		341	1,550	1,891	1,813	63	0 ⁱ
Lyon County								
Canal Justice Court	24,394	1 ***	421	1,115	1,536	1,470	1,069	1,158
Dayton Justice Court	25,134	1	445	659	1,104	1,137	1,856	1,880
Walker River Justice Court	13,651	1	531	681	1,212	1,221	1,587	1,694
Fernley Municipal Court	24,394	1 ***	280	0	280	199	1,341	1,164
Yerington Municipal Court	3,541	1	74	0	74	81	256	226
Fourth Judicial District	57,538	3/(1.00)	464	1,349	1,813	1,694	4	19
Elko County District Court	57,538		464	1,349	1,813	1,694 ^j	4 ^j	19 ^j
Elko County								
Carlin Justice Court	2,827	1 ***	39	61	100	95 ^j	138	184 ^j
Eastline Justice Court	4,540	1 ***	61	108	169	206 ^j	379	348
Elko Justice Court	45,293	2 ***	1,483	1,136	2,619	2,001	2,572	2,390
Wells Justice Court	4,878	1 ***	81	62	143	153	2,728	3,638 ^j
Carlin Municipal Court	2,578	1 ***	90	0	90	64	128	153
Elko Municipal Court	21,707	2 ***	170	2	172	169	1,055	950
Wells Municipal Court	1,290	1 ***	2	0	2	5	184	219
West Wendover Municipal Court	4,540	1 ***	90	1	91	87	415	555 ^j
Fifth Judicial District	53,545	2/(0.12)	353	1,425	1,778	1,212	72	59
Esmeralda County District Court	1,067		5	25	30	1	6	0
Nye County District Court	52,478		348	1,400	1,748	1,211	66	59
Esmeralda County								
Esmeralda Justice Court	1,067	1	27	26	53	81 ^j	1,518	1,511
Nye County								
Beatty Justice Court	2,352	1	69	45	114	149 ^j	1,617	1,387
Pahrump Justice Court	44,853	2	1,222	1,148	2,370	2,613 ^j	5,066	4,851
Tonopah Justice Court	5,273	1	157	95	252	242	1,387	1,655
Sixth Judicial District	17,696	1/(1.50)	93	611	704	590	80	78
Humboldt County District Court	17,696		93	611	704	590	80	78
Humboldt County								
Union Justice Court	17,696	1	700	464	1,164	1,011	3,129	3,087

* Totals reflect statewide judicial positions per jurisdictional level. Some judges serve in both justice and municipal courts in specific townships and cities.

** Carson City is a consolidated municipality and the justice court includes municipal court information. Statistics are reported in the justice court tables only.

*** The judges serve in both justice and municipal courts.

^a Totals reflect aggregate information from the Nevada Trial Courts. Information contained herein may reflect non-standard reporting and is noted by subsequent footnotes. See appendix tables B1-B9 for greater detailed statistics and clarifying footnotes.

^b Source: Nevada State Demographer 2023 certified estimates. "Township boundaries may not correspond to incorporated cities, and are estimated using a different method than the city/town estimates. Because of this, they will differ from city estimates." Estimates are rounded and may include partial persons.

^c Elected positions per NRS 3.011-3.0197, NRS 4.020, and NRS 5.020. Quasi-judicial includes positions such as masters, commissioners, and referees in accordance with NRCP and JCRCP Rule 53. All information as of 6/30/2024.

^d Criminal cases include felony, gross misdemeanor, non-traffic misdemeanor, and criminal/infraction appeals. Traffic and parking cases include juvenile traffic statistics from the courts that process these matters (see Table B9). Counts may include reopened cases.

^f Non-criminal cases include civil, family, and juvenile (non-traffic) cases for district court and civil cases for justice and municipal courts.

^g Authorized positions, one department was vacant the entire year.

^h Reopened (cases) not reported or under-reported.

^j Includes administrative case closures.

Source: Uniform System for Judicial Records, Nevada AOC, Court Statistics and Analysis Unit.

Table A1. Summary of Population, Judicial Positions, and Cases Processed by Court for Nevada Judiciary, Fiscal Year 2024.^a

Nevada Trial Courts, Population, Judicial Position, and Caseload Summaries (2 of 2)	Population as of 7/1/2023 ^b	Authorized Judicial Positions as of 6/30/2024 ^c	Non-Traffic Cases				Traffic, Infractions, and Parking ^d	
			Criminal Cases Filed ^d	Non-Criminal Cases Filed ^f	Total Cases Filed	Total Cases Disposed	Total Cases	Total Dispositions
Seventh Judicial District	16,589	2	181	497	678	562	4	2
Eureka County District Court	1,776		14	45	59	33	1	0
Lincoln County District Court	4,808		33	74	107	62	0	0
White Pine County District Court	10,005		134	378	512	467	3	2
Eureka County								
Eureka Justice Court	1,776	1	73	32	105	105	617	659
Lincoln County								
Meadow Valley Justice Court	3,540	1	55	32	87	59	436	363
Pahranagat Valley Justice Court	1,268	1	56	5	61	43	1,608	1,556
White Pine County								
Ely Justice Court	10,005	1	255	269	524	469	979	905
Lincoln County								
Caliente Municipal Court	1,114	1	8	0	8	11	0	0
White Pine County								
Ely Municipal Court	3,954	1	127	0	127	133	367	345
Eighth Judicial District	2,361,285	58/(13.00)	13,653	88,943	102,596	99,631	0	0
Clark County District Court	2,361,285		13,653	88,943	102,596	99,631	0	0
Clark County								
Boulder Justice Court	15,579	1 ***	122	333	455	414	748	778
Bunkerville Justice Court	925	1	19	15	34	33	761	687
Goodsprings Justice Court	4,566	1	319	52	371	368	8,310	8,286
Henderson Justice Court	343,101	3	1,924	12,585	14,509	12,754	2,405	2,426
Las Vegas Justice Court	1,646,154	16/(3.00)	45,703	99,259	144,962	143,599	119,972 ^h	104,979
Laughlin Justice Court	8,935	1	347	334	681	726	2,829	2,820
Mesquite Justice Court	22,831	1 ***	160	325	485	468	8	6
Moapa Justice Court	1,616	1	126	13	139	106 ^j	1,656	1,369
Moapa Valley Justice Court	6,632	1	129	51	180	164	1,071	956
North Las Vegas Justice Court	309,705	3	2,572	11,761	14,333	15,821	544	186
Searchlight Justice Court	1,241	1	76	8	84	94	2,955	2,483
Boulder Municipal Court	14,958	1 ***	486	8	494	436	1,300	945
Henderson Municipal Court	341,980	3	6,328	94	6,422	6,133 ^j	12,652	13,336
Las Vegas Municipal Court	666,780	6/(1.00)	16,795	148	16,943	14,493	39,026	34,187
Mesquite Municipal Court	22,711	1 ***	602	4	606	550	1,357	1,175
North Las Vegas Municipal Court	282,496	2	6,011	105	6,116	6,432	20,813	19,601
Ninth Judicial District	54,343	2	381	1,407	1,788	1,713	130	119
Douglas County District Court	54,343		381	1,407	1,788	1,713	130	119
Douglas County								
East Fork Justice Court	45,502	1	949	593	1,542	1,148	3,338	3,317
Tahoe Justice Court	8,841	1	446	76	522	448	2,010	1,783
Tenth Judicial District	26,940	1/(0.58)	275	1,416	1,691	1,674	14	21
Churchill County District Court	26,940		275	1,416	1,691	1,674	14	21
Churchill County								
New River Justice Court	26,940	1	620	884	1,504	1,273	1,605	2,110 ^j
Fallon Municipal Court	9,551	1	281	1	282	233	260	291
Eleventh Judicial District	18,427	1/(1.00)	201	422	623	494	19	17
Lander County District Court	6,121		33	109	142	60	7	6
Mineral County District Court	4,842		104	132	236	163	4	2
Pershing County District Court	7,464		64	181	245	271 ^j	8	9
Lander County								
Argenta Justice Court	5,842	1	145	130	275	292	1,219	1,118
Austin Justice Court	279	1	5	16	21	13	427	456
Mineral County								
Hawthorne Justice Court	4,842	1	292	140	432	190	1,556	1,251
Pershing County								
Lake Justice Court	7,464	1	208	146	354	397	357	433

*** The judges serve in both justice and municipal courts.

^a Totals reflect aggregate information from the Nevada Trial Courts. Information contained herein may reflect non-standard reporting and is noted by subsequent footnotes. See appendix tables B1-B9 for greater detailed statistics and clarifying footnotes.

^b Source: Nevada State Demographer 2023 certified estimates. "Township boundaries may not correspond to incorporated cities, and are estimated using a different method than the city/town estimates. Because of this, they will differ from city estimates." Estimates are rounded and may include partial persons.

^c Elected positions per NRS 3.011-3.0197, NRS 4.020, and NRS 5.020. Quasi-judicial includes positions such as masters, commissioners, and referees in accordance with NRCP and JCRCP Rule 53. All information as of 6/30/2024.

^d Criminal cases include felony, gross misdemeanor, non-traffic misdemeanor, and criminal/infraction appeals. Traffic and parking cases include juvenile traffic statistics from the courts that process these matters (see Table B9). Counts may include reopened cases.

^f Non-criminal cases include civil, family, and juvenile (non-traffic) cases for district court and civil cases for justice and municipal courts.

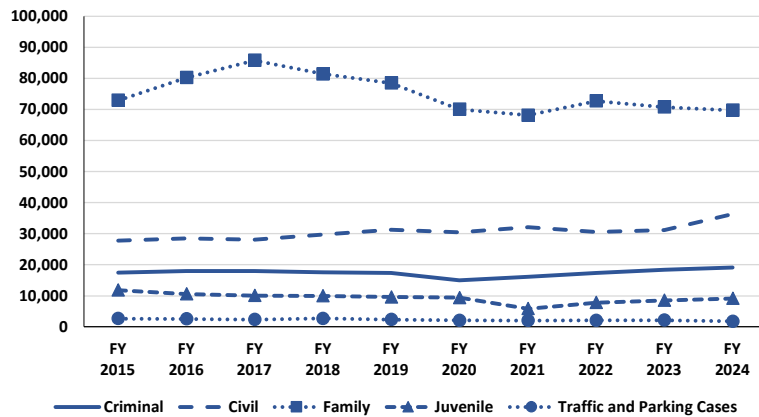
^h Reopened (cases) not reported or under-reported.

^j Includes administrative case closures.

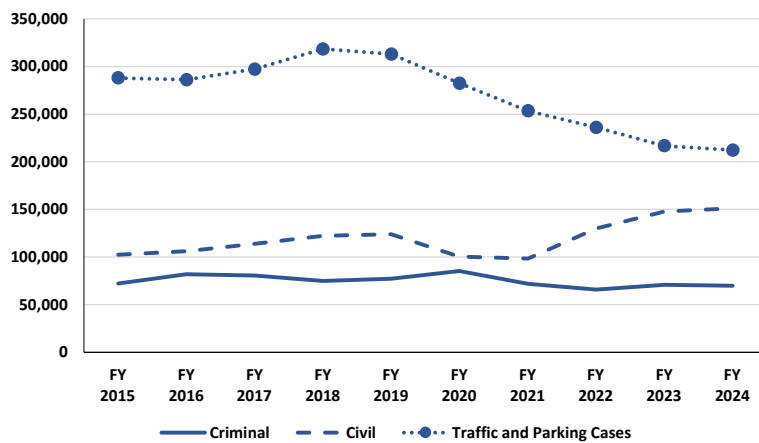
Source: Uniform System for Judicial Records, Nevada AOC, Court Statistics and Analysis Unit.

Figure 1. Nevada Trial Court Filings by Case Type, by Jurisdictional Level, Fiscal Years 2015-24.

District Court Filings, by Case Type, Fiscal Years 2015-24.



Justice Court Filings, by Case Type, Fiscal Years 2015-24.



Municipal Court Filings, by Case Type, Fiscal Years 2015-24.

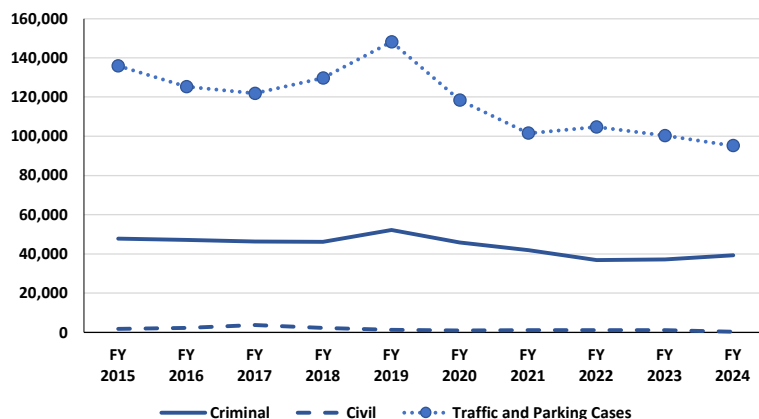
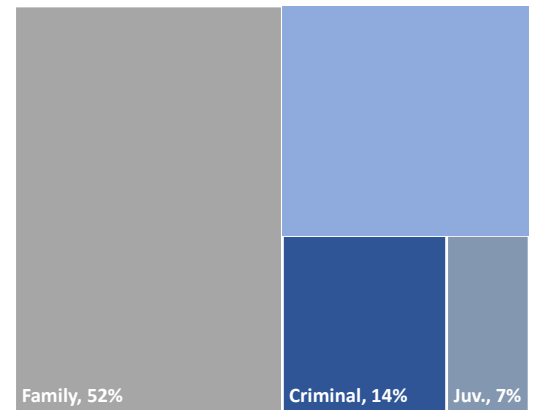
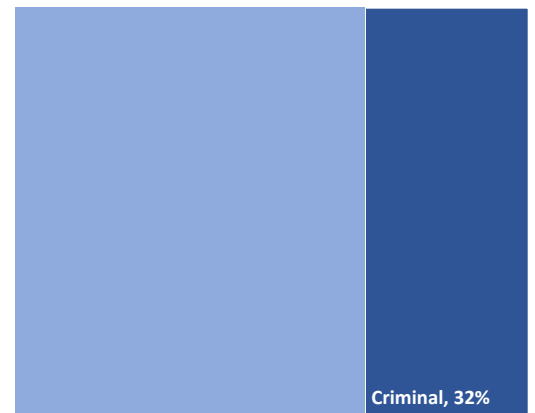


Figure 2. Nevada Trial Court Non-Traffic Distributions, by Jurisdictional Level, Fiscal Year 2024.

FY 2024 District Court Non-Traffic Distribution



FY 2024 Justice Court Non-Traffic Distribution



FY 2024 Municipal Court Non-Traffic Distribution

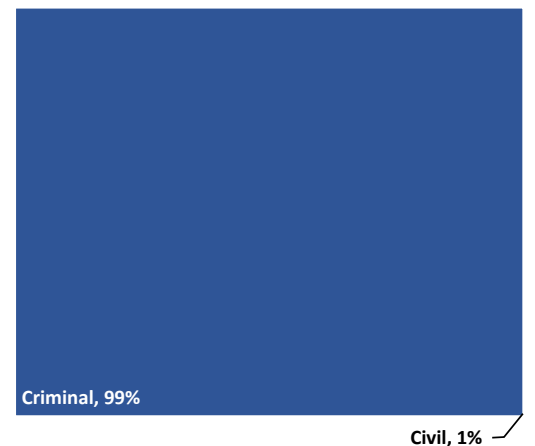
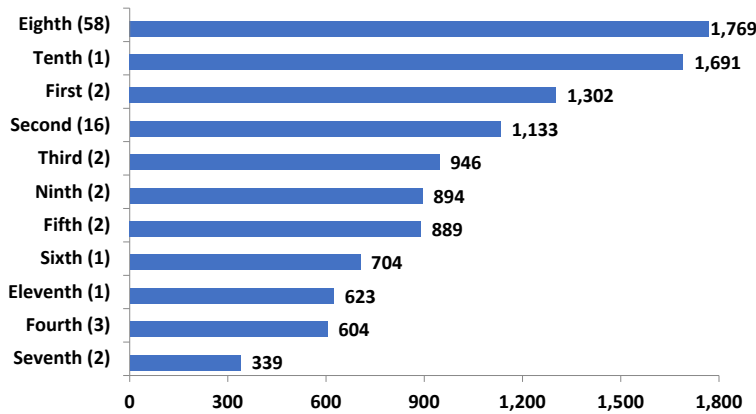


Figure 3. Nevada Trial Court Non-Traffic Cases per Judicial Position, Fiscal Year 2024.

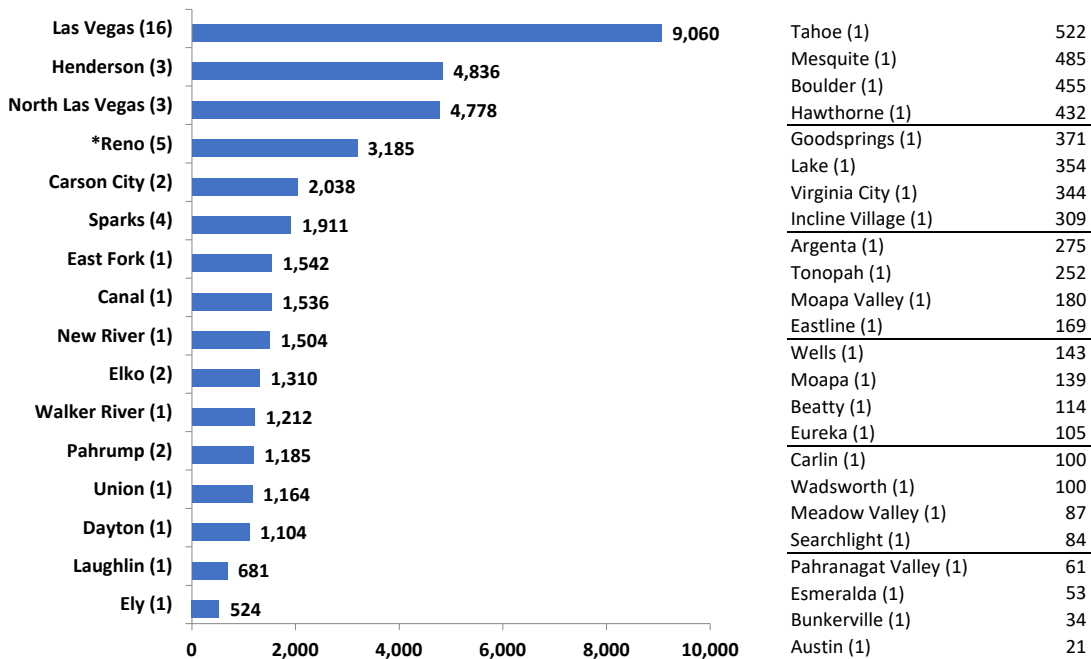
Number of judicial positions in parenthesis. Does not include quasi-judicial positions. Reopened cases included.

*** Actual filled positions (reported in parenthesis) were used to calculate cases per judicial positions. For further detail, see footnotes in Table 1 on pages 1-2 regarding the number of authorized judicial positions.

District Courts



Justice Courts



Municipal Courts

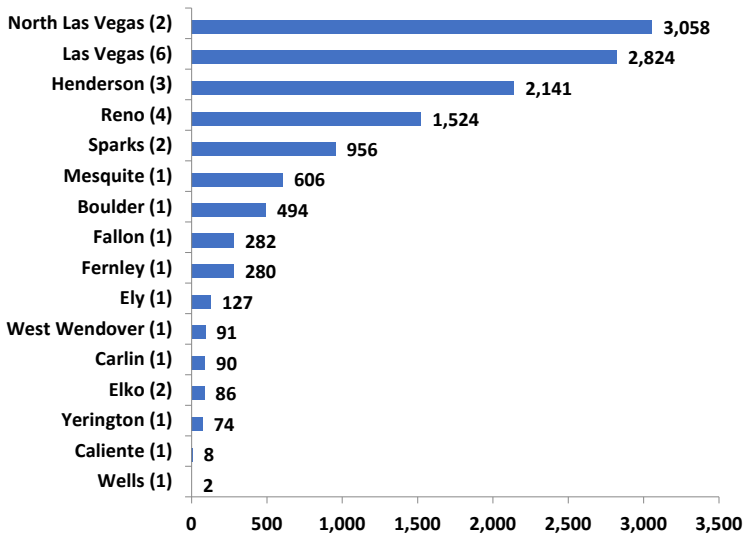
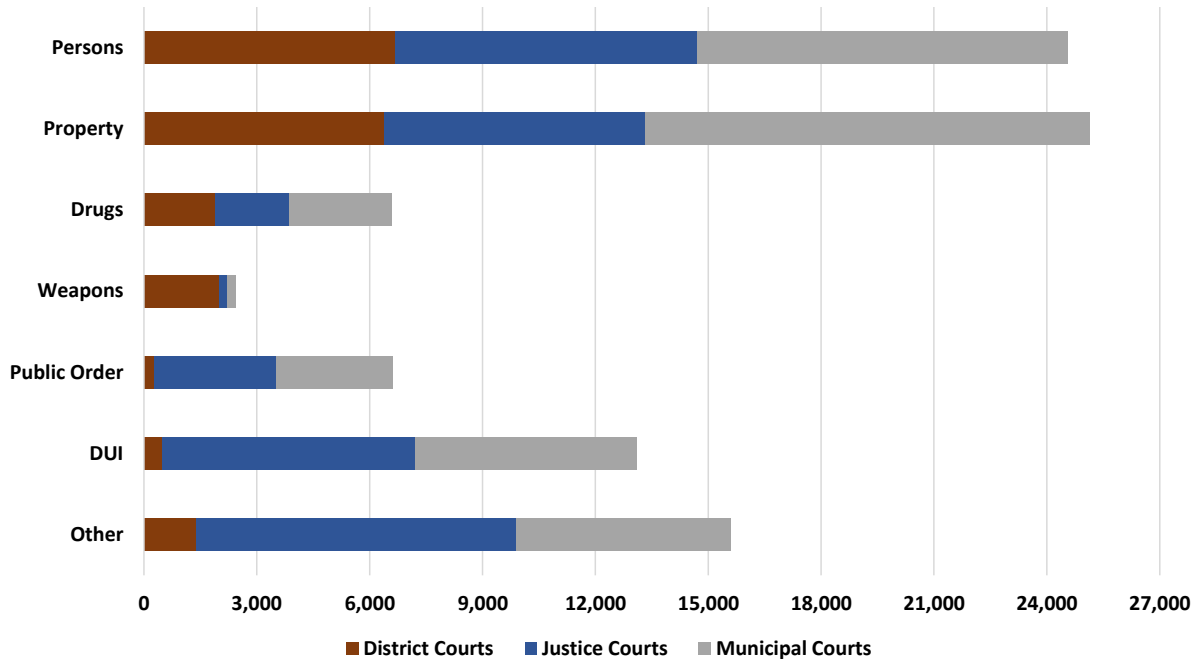


Figure 4. Nevada Non-Traffic Criminal Case Types by USJR Classification, by Jurisdictional Level, Fiscal Year 2024.^{a,b}

	Persons	Property	Drugs	Weapons	Public Order	DUI	Other	Total
District Courts	6,665	6,395	1,900	1,998	277	479	1,388	19,102
Justice Courts^c	8,048	6,922	1,976	215	3,238	6,740	8,502	35,641
Municipal Courts	9,849	11,818	2,723	232	3,088	5,885	5,689	39,284
TOTAL	24,562	25,135	6,599	2,445	6,603	13,104	15,579	94,027



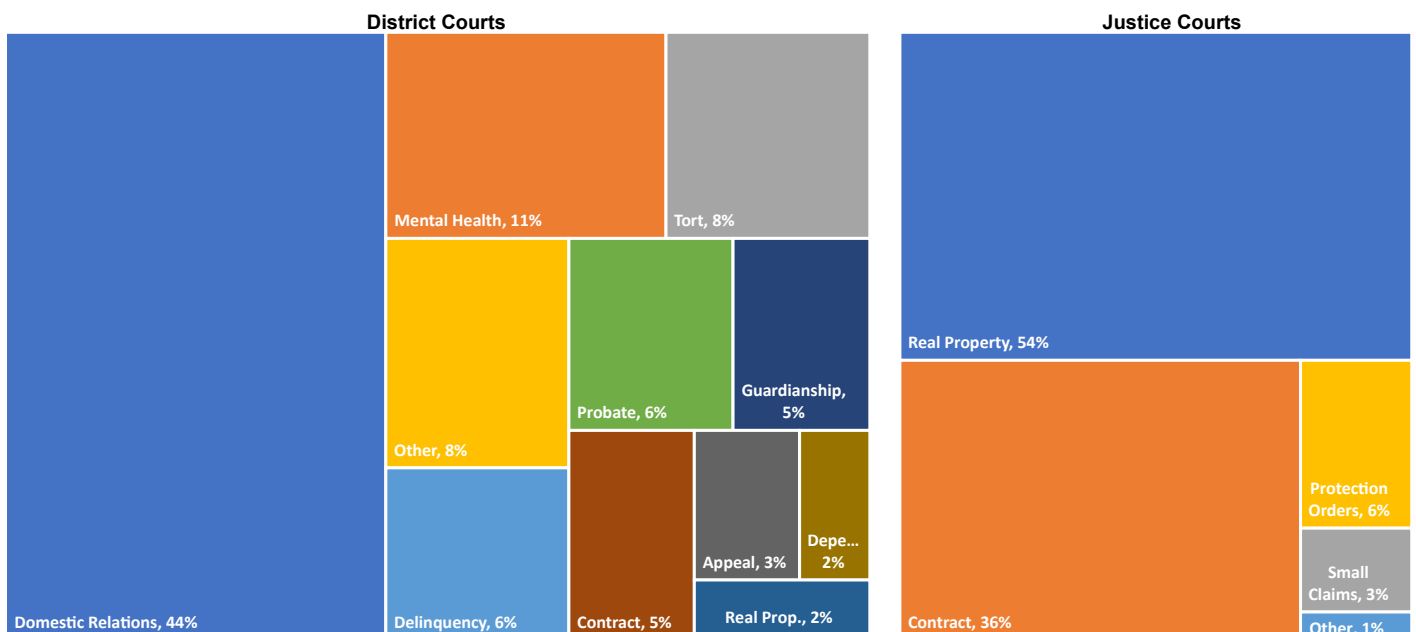
^a District Court includes felony and gross misdemeanor criminal cases; Justice and Municipal Courts include misdemeanor cases only. Reopened cases included. Persons include person-crimes, domestic violence, older/vulnerable person-crimes, child abuse, and protection order violations.

^b Case types determined by the USJR charge hierarchy defined in the Nevada Courts Statistical Reporting Dictionary.

^c Justice Courts hear preliminary matters for felony and gross misdemeanor cases typically adjudicated in District Courts, and these cases are excluded from this table.

Source: Uniform System for Judicial Records, Nevada AOC, Court Statistics and Analysis Unit.

Figure 5. Nevada Non-Criminal Case Distribution by Major USJR Classification, by Jurisdictional Level, Fiscal Year 2024.^a



^a Municipal Courts excluded from this table due to all non-criminal cases being classified as Other Civil or Petitions to Seal Record actions. District Court Other classification includes Civil Other, Writs, and Construction Defect case types, as well as Juvenile Miscellaneous Petitions, Protection Order, and Status Petitions case types. Justice Court Other classification includes Torts, Contested Liens, Petitions to Seal Records, and Other Civil Matters case types.

Source: Uniform System for Judicial Records, Nevada AOC, Court Statistics and Analysis Unit.

Table A1. Summary of District Court Criminal and Civil Cases, Fiscal Years 2023-24. ^a

(See Table A3 for Traffic Statistics.)

Court	Criminal (Non-Traffic) Cases ^b						Civil Cases					
	Filed		Disposed		Pending		Filed		Disposed		Pending	
	FY 2023	FY 2024	FY 2023	FY 2024	FY 2024 Active	FY 2024 Inactive	FY 2023	FY 2024	FY 2023	FY 2024	FY 2024 Active	FY 2024 Inactive
First Judicial District												
Carson City District Court	475	334	255	287	398	98	440	551	448	344	1,324	0
Storey County District Court	2	3	1	1	167	3	33	37	14	19	109	0
Second Judicial District												
Washoe County District Court	2,396	2,823	1,615	1,968	706	923	3,377	3,846	3,030	3,114	2,024	318
Third Judicial District												
Lyon County District Court	265	341	194	322	110	104	325	383	294	319	409	9
Fourth Judicial District												
Elko County District Court	485	464	448	374	0 ^c	- ^d	501	371	495	404	0 ^c	- ^d
Fifth Judicial District												
Esmeralda County District Court	3	5	1	0	22	11	24	18	0	1	170	61
Nye County District Court	357	348	173	261	549	100	655	675	410	477	4,202	70
Sixth Judicial District												
Humboldt County District Court	146	93	102	80	105	94	138	116	102	106	343	6
Seventh Judicial District												
Eureka County District Court	5	14	1	5	12	1	24	16	13	12	28	0
Lincoln County District Court	48	33	26	22	52	1	38	40	23	18	71	0
White Pine County District Court	130	134	129	136	92	55	99	105	89	87	64	1
Eighth Judicial District												
Clark County District Court	13,268	13,653	13,433	14,398	5,259	8,049	24,583	29,179	23,880	27,060	34,186	582
Ninth Judicial District												
Douglas County District Court	354	381	333	338	77	140	450	491	400	438	235	11
Tenth Judicial District												
Churchill County District Court	327	275	320	280	70	97	267	298	272	289	70	12
Eleventh Judicial District												
Lander County District Court	35	33	16	11	35	19	53	28	15	15	103	49
Mineral County District Court	97	104	81	77	59	19	48	53	18	31	94	121
Pershing County District Court	49	64	47	65	26	14	154	91	111	115 ^f	113	56
Total	18,442	19,102	17,175	18,625	7,739	9,728	31,209	36,298	29,614	32,849	43,545	1,296

^a Case statistics include cases that may have been reopened. Pending cases reported by the courts as of June 30, 2024.

^b Includes criminal appeals of limited jurisdiction courts.

^c Estimated from fiscal years 2020-24 New Filings less dispositions. Reopened cases not included.

^d Statistic not reported by the court.

^f Includes administrative case closures.

Source: Uniform System for Judicial Records, Nevada AOC, Court Statistics and Analysis Unit.

Table A2. Summary of District Court Family and Juvenile Cases, Fiscal Years 2023-24.^a
(See Table A3 for Traffic Statistics.)

Court	Family Cases						Juvenile (Non-Traffic) Cases					
	Filed		Disposed		Pending		Filed		Disposed		Pending	
	FY 2023	FY 2024	FY 2023	FY 2024	FY 2024 Active	FY 2024 Inactive	FY 2023	FY 2024	FY 2023	FY 2024	FY 2024 Active	FY 2024 Inactive
First Judicial District												
Carson City District Court	1,462	1,380	1,462	1,057	1,980	0	271	277	224	212	0 ^b	- ^c
Storey County District Court	23	19	15	19	44	0	0	3	0	2	0 ^b	- ^c
Second Judicial District												
Washoe County District Court	10,056	10,187	7,928	8,288	2,267	13	1,314 ^d	1,268 ^d	1,667 ^f	1,563	400	223
Third Judicial District												
Lyon County District Court	920	919	859	909	348	4	222	248	168	263	122	27
Fourth Judicial District												
Elko County District Court	981	859	1,044	763	0 ^b	- ^c	193	119	197	153 ^f	0 ^b	- ^c
Fifth Judicial District												
Esmeralda County District Court	1	7	0	0	36	8	0	0	1	0	8	0
Nye County District Court	596	456	329	309	4,968	44	165	269	178	164	561	24
Sixth Judicial District												
Humboldt County District Court	387	382	325	316	795	1	75	113	70	88	139	7
Seventh Judicial District												
Eureka County District Court	10	25	13	14	19	0	5	4	0	2	10	0
Lincoln County District Court	22	29	11	19	112	12	9	5	5	3	31	0
White Pine County District Court	135	115	118	103	63	0	145	158	149	141	29	16
Eighth Judicial District												
Clark County District Court	54,345	53,570	52,622	52,195	27,274	5,853	5,741	6,194	6,069	5,978	2,866	915
Ninth Judicial District												
Douglas County District Court	768	802	744	822	125	2	78	114	85	115	31	1
Tenth Judicial District												
Churchill County District Court	864	813	860	812	177	61	226	305	250	293	29	10
Eleventh Judicial District												
Lander County District Court	79	65	40	29	144	25	23	16	6	5	51	1
Mineral County District Court	50	51	17	37	103	209	22	28	11	18	110	297
Pershing County District Court	62	57	40	62	67	13	27	33	30	29	28	0
Total	70,761	69,736	66,427	65,754	38,522	6,245	8,516	9,154	9,110	9,029	4,415	1,521

^a Case statistics include cases that may have been reopened. Pending cases reported by the courts as of June 30, 2024.

^b Estimated from fiscal years 2020-24 New Filings less dispositions. Reopened cases not included.

^c Statistic not reported by the court.

^d Reopened (cases) not reported or under-reported.

^f Includes administrative case closures.

Source: Uniform System for Judicial Records, Nevada AOC, Court Statistics and Analysis Unit.

Table A3. Summary of Juvenile Traffic and Infraction Cases Filed and Disposed in District Court, Fiscal Years 2023-24. ^a

Court	Total Cases		Total Charges		Total Disposed	
	FY 2023	FY 2024	FY 2023	FY 2024	FY 2023	FY 2024
First Judicial District						
Carson City District Court	154	105	205	139	125	42
Storey County District Court	1	1	2	1	1	1
Second Judicial District						
Washoe County District Court	1,365 ^b	1,259 ^b	1,849	1,685	1,298	1,253
Third Judicial District						
Lyon County District Court	133	63 ^b	189	100	131	0 ^c
Fourth Judicial District						
Elko County District Court	139	4 ^c	156	8 ^c	227 ^d	19 ^c
Fifth Judicial District						
Esmeralda County District Court	7	6	9	7	1	0
Nye County District Court	70	66	81	67	111 ^d	59
Sixth Judicial District						
Humboldt County District Court	74	80	88	92	97 ^d	78
Seventh Judicial District						
Eureka County District Court	(f)	1	(f)	1	(f)	0
Lincoln County District Court	(f)	0	(f)	0	(f)	0
White Pine County District Court	(f)	3	(f)	4	(f)	2
Eighth Judicial District						
Clark County District Court	(f)	0	(f)	0	(f)	0
Ninth Judicial District						
Douglas County District Court	110	130	136	138	109	119
Tenth Judicial District						
Churchill County District Court	54	14	74	16	60	21
Eleventh Judicial District						
Lander County District Court	4	7	10	7	6 ^d	6
Mineral County District Court	3	4	4	4	3	2
Pershing County District Court	3	8	3	9	1	9
Total	2,117	1,751	2,806	2,278	2,170	1,611

^a Table contains juvenile traffic statistics (see appendix table B9). Case statistics include cases that may have been reopened.

^b Reopened cases not reported.

^c Statistics under-reported due to conversion to a new case management system.

^d Includes administrative case closures.

^f Juvenile traffic violations handled and reported by limited jurisdiction courts.

Source: Uniform System for Judicial Records, Nevada AOC, Court Statistics and Analysis Unit.

Table A4. Summary of Justice Court Criminal and Civil Cases, Fiscal Years 2023-24.^a

(See Table A5 for Traffic Statistics.)

Court	Criminal (Non-Traffic) Cases						Civil Cases					
	Filed		Disposed		Pending		Filed		Disposed		Pending	
	FY 2023	FY 2024	FY 2023	FY 2024	FY 2024 Active	FY 2024 Inactive	FY 2023	FY 2024	FY 2023	FY 2024	FY 2024 Active	FY 2024 Inactive
First Judicial District												
Carson City												
Carson City Justice Court ^b	1,854	1,942	1,433	1,729	977	1,203	2,047	2,134	1,629	1,789	10,932	0
Storey County												
Virginia City Justice Court	247	265	180	230	213	185	61	79	34	65	147	0
Second Judicial District												
Washoe County												
Incline Village Justice Court	193	195	209	190	83	251	108	114	102	99	64	0
Reno Justice Court	5,629	4,974	6,332	5,444	1,159	4,830	9,744	10,949	9,031	9,491	7,255	1
Sparks Justice Court	2,810	2,490	2,978	2,781	527	1,666	4,368	5,155	4,821	4,862	1,589	0
Wadsworth Justice Court	78	83	72	51	46	40	18	17	11	13	8	0
Third Judicial District												
Lyon County												
Canal Justice Court	386	421	405	469	164	151	1,004	1,115	943	1,001	598	0
Dayton Justice Court	431	445	414	527	200	137	546	659	522	610	374	0
Walker River Justice Court	506	531	462	550	376	299	586	681	647	671	182	0
Fourth Judicial District												
Elko County												
Carlin Justice Court	68	39	65	57 ^c	49	42	66	61	52	38	70	0
Eastline Justice Court	128	61	100	92 ^c	62	85	101	108	88	114	48	0
Elko Justice Court	1,321	1,483	1,328	1,430	0 ^d	- ^f	1,109	1,136	1,172	571	0 ^d	- ^f
Wells Justice Court	100	81	100	87	34	92	48	62	35	66	71	0
Fifth Judicial District												
Esmeralda County												
Esmeralda Justice Court	32	27	6	38 ^c	47	1	14	26	14	43 ^c	5	0
Nye County												
Beatty Justice Court	135	69	87	125 ^c	76	132	44	45	31	24	66	0
Pahrump Justice Court	1,656	1,222	1,770	1,720 ^c	449	853	1,008	1,148	958	893	729	0
Tonopah Justice Court	173	157	132	154	109	98	108	95	107	88	28	0
Sixth Judicial District												
Humboldt County												
Union Justice Court	566	700	569	617	1,026	312	437	464	409	394	1,252	0
Seventh Judicial District												
Eureka County												
Eureka Justice Court	51	73	52	77	18	32	38	32	32	28	30	0
Lincoln County												
Meadow Valley Justice Court	65	55	53	50	140	7	41	32	29	9	56	0
Pahrnagat Valley Justice Court	41	56	33	38	51	89	25	5	28	5	17	0
White Pine County												
Ely Justice Court	279	255	312	272	141	63	250	269	199	197	621	0

^a Case statistics include cases that may have been reopened. Pending cases reported by the courts as of June 30, 2024.

^b Carson City is a consolidated municipality and the justice court includes municipal court information. Statistics are reported in the justice court tables only.

^c Includes administrative case closures.

^d Estimated from fiscal years 2020-24 New Filings less dispositions. Reopened cases not included.

^f Statistic not reported by the court.

Source: Uniform System for Judicial Records, Nevada AOC, Court Statistics and Analysis Unit.

Table A4. Summary of Justice Court Criminal and Civil Cases, Fiscal Years 2023-24.^a

(See Table A5 for Traffic Statistics.)

Court	Criminal (Non-Traffic) Cases						Civil Cases					
	Filed		Disposed		Pending		Filed		Disposed		Pending	
	FY 2023	FY 2024	FY 2023	FY 2024	FY 2024 Active	FY 2024 Inactive	FY 2023	FY 2024	FY 2023	FY 2024	FY 2024 Active	FY 2024 Inactive
Eighth Judicial District												
Clark County												
Boulder Justice Court	121	122	104	131	29 ^d	- ^f	275	333	298	283	155 ^d	- ^f
Bunkerville Justice Court	15	19	64 ^c	20	0 ^d	- ^f	9	15	4	13	8 ^d	- ^f
Goodsprings Justice Court	315	319	595 ^c	332	0 ^d	- ^f	42	52	35	36	58 ^d	- ^f
Henderson Justice Court	1,956	1,924	1,856	2,235	0 ^d	- ^f	11,439	12,585	10,665	10,519	3,233 ^d	- ^f
Las Vegas Justice Court	45,438	45,703	38,161	45,660	11,086	100,559	99,664	99,259	98,121	97,939	43,258	9
Laughlin Justice Court	493	347	658 ^c	426	0 ^d	- ^f	367	334	420 ^c	300	60 ^d	- ^f
Mesquite Justice Court	215	160	239	174	0 ^d	- ^f	276	325	272	294	61 ^d	- ^f
Moapa Justice Court	77	126	73	84	0 ^d	- ^f	9	13	4	22	0 ^d	- ^f
Moapa Valley Justice Court	119	129	126	120	0 ^d	- ^f	62	51	61	44	52 ^d	- ^f
North Las Vegas Justice Court	2,548	2,572	2,422	2,633	0 ^d	- ^f	12,116	11,761	9,490	13,188	973 ^d	- ^f
Searchlight Justice Court	78	76	118 ^c	86	0 ^d	- ^f	19	8	15	8	15 ^d	- ^f
Ninth Judicial District												
Douglas County												
East Fork Justice Court	893	949	642	698	267	188	536	593	360	450	230	1
Tahoe Justice Court	534	446	451	378	130	93	67	76	36	70	19	0
Tenth Judicial District												
Churchill County												
New River Justice Court	744	620	792	605	425	340	864	884	691	668	541	0
Eleventh Judicial District												
Lander County												
Argenta Justice Court	160	145	139	165	49	49	118	130	94	127	128	0
Austin Justice Court	8	5	109 ^c	2	24	1	11	16	9	11	16	0
Mineral County												
Hawthorne Justice Court	225	292	42	151	1,665	284	96	140	75	39	562	0
Pershing County												
Lake Justice Court	266	208	186	237	452	160	143	146	147	160	245	0
Total	70,954	69,786	63,869	70,865	20,074	112,242	147,884	151,107	141,691	145,242	73,756	11

^a Case statistics include cases that may have been reopened. Pending cases reported by the courts as of June 30, 2024.

^c Includes administrative case closures.

^d Estimated from fiscal years 2020-24 New Filings less dispositions. Reopened cases not included.

^f Statistic not reported by the court.

Source: Uniform System for Judicial Records, Nevada AOC, Court Statistics and Analysis Unit.

Table A5. Summary of Justice Court Traffic, Parking, and Infraction Cases Filed and Disposed, Fiscal Years 2023-24.^a

Court	Total Cases		Total Charges		Total Disposed	
	FY 2023	FY 2024	FY 2023	FY 2024	FY 2023	FY 2024
First Judicial District						
Carson City						
Carson City Justice Court ^b	8,706	7,469	11,034	8,785	8,388	7,670
Storey County						
Virginia City Justice Court	1,945	2,470	2,428	2,857	1,542	2,705
Second Judicial District						
Washoe County						
Incline Village Justice Court	1,262	1,241	1,370	1,292	1,237	1,164
Reno Justice Court	11,034	15,776	13,396	17,758	11,898	15,354
Sparks Justice Court	3,465	4,144	4,583	5,152	3,497	4,301
Wadsworth Justice Court	2,367	2,595	2,604	2,793	1,888	2,171
Third Judicial District						
Lyon County						
Canal Justice Court	1,177	1,069	1,497	1,408	792	1,158
Dayton Justice Court	1,419	1,856	1,876	2,279	1,267	1,880
Walker River Justice Court	1,239	1,587	1,747	1,920	1,098	1,694
Fourth Judicial District						
Elko County						
Carlin Justice Court	493	138	596	168	509	184 ^c
Eastline Justice Court	284	379	362	435	369 ^c	348
Elko Justice Court	3,521	2,572	4,338	2,562 ^d	3,588	2,390
Wells Justice Court	2,714	2,728	3,005	2,826	2,468	3,638 ^c
Fifth Judicial District						
Esmeralda County						
Esmeralda Justice Court	1,925	1,518	2,109	1,612	2,279 ^c	1,511
Nye County						
Beatty Justice Court	1,504	1,617	1,758	1,713	1,354	1,387
Pahrump Justice Court	4,054	5,066	4,909	5,425	3,370	4,851
Tonopah Justice Court	1,899	1,387	2,311	1,627	1,640	1,655
Sixth Judicial District						
Humboldt County						
Union Justice Court	2,644	3,129	3,061	3,318	2,510	3,087
Seventh Judicial District						
Eureka County						
Eureka Justice Court	669	617	779	685	1,061 ^c	659
Lincoln County						
Meadow Valley Justice Court	636	436	695	458	628	363
Pahrangat Valley Justice Court	1,959	1,608	2,154	1,668	2,049 ^c	1,556
White Pine County						
Ely Justice Court	1,214	979	1,354	1,029	1,054	905
Eighth Judicial District						
Clark County						
Boulder Justice Court	1,158	748	1,277	855	1,798 ^c	778
Bunkerville Justice Court	647	761	711	801	1,778 ^c	687
Goodsprings Justice Court	7,149	8,310	8,044	9,138	16,545 ^c	8,286
Henderson Justice Court	2,581	2,405	3,310	2,807	2,306	2,426
Las Vegas Justice Court	127,213 ^{f,r}	119,972 ^f	127,213 ^{d,r}	124,965 ^d	43,416 ^{g,r}	104,979
Laughlin Justice Court	4,308	2,829	4,862	3,155	4,301 ^c	2,820
Mesquite Justice Court	3	8	12	10	6 ^c	6
Moapa Justice Court	1,460	1,656	1,698	1,818	1,561	1,369
Moapa Valley Justice Court	1,283	1,071	1,428	1,173	1,234	956
North Las Vegas Justice Court	568	544	1,121	900	737 ^c	186
Searchlight Justice Court	4,354	2,955	4,741	3,157	6,201 ^c	2,483
Ninth Judicial District						
Douglas County						
East Fork Justice Court	3,047	3,338	3,828	3,777	2,596	3,317
Tahoe Justice Court	1,335	2,010	1,590	2,225	1,218	1,783
Tenth Judicial District						
Churchill County						
New River Justice Court	2,992	1,605	3,795	2,017	2,758	2,110 ^c
Eleventh Judicial District						
Lander County						
Argenta Justice Court	640	1,219	733	1,264	513	1,118
Austin Justice Court	594	427	697	460	445	456
Mineral County						
Hawthorne Justice Court	1,493	1,556	1,793	1,839	766	1,251
Pershing County						
Lake Justice Court	266	357	350	407	225	433
Total	217,221^f	212,152	235,169^f	228,538	142,890^f	196,075

^a Table contains adult traffic and parking statistics. Information may include cases that may have been reopened or juvenile traffic statistics (see table B9).

^b Carson City is a consolidated municipality and the justice court includes municipal court information. Statistics are reported in the Justice Court tables only.

^c Includes administrative case closures.

^d Charges were under-reported. New Filings were included to normalize count.

^f Reopened (cases) not reported or under-reported.

^g Dispositions estimated.

^r Revised from previous publications.

Source: Uniform System for Judicial Records, Nevada AOC, Court Statistics and Analysis Unit.

Table A6. Summary of Municipal Court Criminal and Civil Cases, Fiscal Years 2023-24.^a

(See Table A7 for Traffic Statistics.)

Court	Criminal (Non-Traffic) Cases						Civil Cases					
	Filed		Disposed		Pending		Filed		Disposed		Pending	
	FY 2023	FY 2024	FY 2023	FY 2024	FY 2024 Active	FY 2024 Inactive	FY 2023	FY 2024	FY 2023	FY 2024	FY 2024 Active	FY 2024 Inactive
First Judicial District												
Carson City Municipal Court	(b)	(b)	(b)	(b)	(b)	(b)	(b)	(b)	(b)	(b)	(b)	(b)
Second Judicial District												
Reno Municipal Court	5,560	6,033	5,437	5,444	2,669	3,261	40	64	42	54	21	0
Sparks Municipal Court	1,510 ^c	1,907 ^c	1,639	1,711	424	998	8	5	7	5	4	0
Third Judicial District												
Fernley Municipal Court	269	280	260	199	195	209	1	0	1	0	6	0
Yerington Municipal Court	79	74	50	81	14	- ^d	1	0	0	0	1 ^f	- ^d
Fourth Judicial District												
Carlin Municipal Court	42	90	30	64	33	19	0	0	0	0	0	0
Elko Municipal Court	200	170	206	167	0 ^f	- ^d	1	2	0	2	5 ^f	- ^d
Wells Municipal Court	4	2	3	5	0	5	0	0	0	0	0	0
West Wendover Municipal Court	110	90	80	86	49	124	0	1	0	1	0	0
Seventh Judicial District												
Caliente Municipal Court	5	8	0	11	2 ^f	- ^d	0	0	0	0	0 ^f	- ^d
Ely Municipal Court	149	127	141	133	0 ^f	- ^d	0	0	0	0	0 ^f	- ^d
Eighth Judicial District												
Boulder Municipal Court	404	486	424	430	276	234	1	8	1	6	27	0
Henderson Municipal Court	5,577	6,328	5,722	6,002	231	3,172	118	94	181 ^g	131 ^g	0 ^f	- ^d
Las Vegas Municipal Court	18,159 ^h	16,795	13,573 ^h	14,327	10,580 ^f	- ^d	235 ^r	148	207 ^r	166	17	0
Mesquite Municipal Court	780	602	628	546	194	1,232	5	4	6	4	0	0
North Las Vegas Municipal Court	4,161	6,011	3,837	6,327	1,339	1,495	131	105	131	105	1 ^f	- ^d
Tenth Judicial District												
Fallon Municipal Court	199	281	257 ^g	233	352	5	0	1	0	0	9	0
Total	37,208	39,284	32,287	35,766	16,358	10,754	541	432	576	474	91	0

^a Case statistics include cases that may have been reopened. Pending cases reported by the courts as of June 30, 2024.

^b Carson City is a consolidated municipality and its statistics are reported in the justice court tables.

^c Reopened (cases) under-reported.

^d Statistic not reported by the court.

^f Estimated from fiscal years 2020-24 New Filings less dispositions. Reopened cases not included.

^g Includes administrative case closures.

^h Criminal statistics include estimates for the last quarter of fiscal year 2023, due to configuration issues with a new case management system.

^r Revised from previous publications.

Source: Uniform System for Judicial Records, Nevada AOC, Court Statistics and Analysis Unit.

Table A7. Summary of Municipal Court Traffic, Parking, and Infraction Cases Filed and Disposed, Fiscal Years 2023-24.^a

Court	Total Cases		Total Charges		Total Disposed	
	FY 2023	FY 2024	FY 2023	FY 2024	FY 2023	FY 2024
First Judicial District						
Carson City Municipal Court	(b)	(b)	(b)	(b)	(b)	(b)
Second Judicial District						
Reno Municipal Court	10,763	11,951	13,296	13,858	10,281	11,891
Sparks Municipal Court	4,855 ^c	4,067 ^c	6,881	5,528	4,216	3,925
Third Judicial District						
Fernley Municipal Court	1,717	1,341	2,331	1,775	1,632	1,164
Yerington Municipal Court	204	256	253	310	151	226
Fourth Judicial District						
Carlin Municipal Court	69	128	91	139	35	153
Elko Municipal Court	157	1,055	198	1,048 ^d	168	950
Wells Municipal Court	185	184	200	186	145	219
West Wendover Municipal Court	477	415	546	551	674 ^f	555 ^f
Seventh Judicial District						
Caliente Municipal Court	0	0	0	0	0	0
Ely Municipal Court	306	367	386	421	303	345
Eighth Judicial District						
Boulder Municipal Court	1,102	1,300	1,670	1,925	1,708 ^f	945
Henderson Municipal Court	16,665	12,652	16,621	15,261	14,300	13,336
Las Vegas Municipal Court	44,091 ^g	39,026	55,508 ^g	49,400	38,166 ^g	34,187
Mesquite Municipal Court	1,224	1,357	1,597	1,604	1,071	1,175
North Las Vegas Municipal Court	18,140	20,813	26,299	27,510	16,825	19,601
Tenth Judicial District						
Fallon Municipal Court	344	260	449	354	375	291
Total	100,299	95,172	126,326	119,870	90,050	88,963

^a Table contains adult traffic and parking statistics. Information may include cases that may have been reopened or juvenile traffic statistics (see table B9).

^b Carson City is a consolidated municipality and its statistics are reported in the justice court tables.

^c Reopened (cases) under-reported.

^d Charges were under-reported. New Filings were included to normalize count.

^f Includes administrative case closures.

^g Traffic statistics include estimates for the last quarter of fiscal year 2023, due to configuration issues with a new case management system.

Source: Uniform System for Judicial Records, Nevada AOC, Court Statistics and Analysis Unit.

Table B1-1. Criminal Caseload Processed by District Courts in Nevada, Fiscal Year 2024.

District Court, Criminal Caseload, Aggregate (1 of 2)			Felony, Total	Gross Misdemeanor, Total	Appeal from LJ Courts	Totals
Totals^a	Nevada District Courts	New Filings (cases)	10,862	1,872	136	12,870
		Reopened (cases)	5,621	606	5	6,232
		Charges	19,347	2,622	0	21,969
		Grand Total Dispositions	16,106	2,417	102	18,625
		Total Non-Trial Dispositions	15,725	2,368	102	18,195
		Total Bench Trial Dispositions	185	44	0	229
		Total Jury Trial Dispositions	196	5	0	201
1st Judicial District	Carson City District Court	New Filings (cases)	191	40	1	232
		Reopened (cases)	74	28	0	102
		Charges	237	56	0	293
		Grand Total Dispositions	228	59	0	287
		Total Non-Trial Dispositions	228	58	0	286
		Total Bench Trial Dispositions	0	0	0	0
		Total Jury Trial Dispositions	0	1	0	1
	Storey County District Court	New Filings (cases)	1	0	1	2
		Reopened (cases)	1	0	0	1
		Charges	1	0	0	1
		Grand Total Dispositions	0	1	0	1
		Total Non-Trial Dispositions	0	1	0	1
		Total Bench Trial Dispositions	0	0	0	0
		Total Jury Trial Dispositions	0	0	0	0
2nd Judicial District	Washoe County District Court	New Filings (cases)	2,073	203	16	2,292
		Reopened (cases)	504	27	0	531
		Charges	3,285	354	0	3,639
		Grand Total Dispositions	1,784	184	0	1,968
		Total Non-Trial Dispositions	1,698	184	0	1,882
		Total Bench Trial Dispositions	0	0	0	0
		Total Jury Trial Dispositions	86	0	0	86
3rd Judicial District	Lyon County District Court	New Filings (cases)	227	50	0	277
		Reopened (cases)	55	9	0	64
		Charges	266	62	0	328
		Grand Total Dispositions	264	58	0	322
		Total Non-Trial Dispositions	79	14	0	93
		Total Bench Trial Dispositions	183	44	0	227
		Total Jury Trial Dispositions	2	0	0	2
4th Judicial District	Elko County District Court ^b	New Filings (cases)	314	42	8	364
		Reopened (cases)	94	6	0	100
		Charges ^c	451	60	0	511
		Grand Total Dispositions	339	32	3	374 ^b
		Total Non-Trial Dispositions	339	32	3	374
		Total Bench Trial Dispositions	0	0	0	0
		Total Jury Trial Dispositions	0	0	0	0
5th Judicial District	Esmeralda County District Court	New Filings (cases)	5	0	0	5
		Reopened (cases)	0	0	0	0
		Charges	15	0	0	15
		Grand Total Dispositions	0	0	0	0
		Total Non-Trial Dispositions	0	0	0	0
		Total Bench Trial Dispositions	0	0	0	0
		Total Jury Trial Dispositions	0	0	0	0
	Nye County District Court	New Filings (cases)	275	27	0	302
		Reopened (cases)	44	2	0	46
		Charges	511	30	0	541
		Grand Total Dispositions	227	34	0	261
		Total Non-Trial Dispositions	227	34	0	261
		Total Bench Trial Dispositions	0	0	0	0
		Total Jury Trial Dispositions	0	0	0	0
6th Judicial District	Humboldt County District Court	New Filings (cases)	84	3	1	88
		Reopened (cases)	5	0	0	5
		Charges	187	6	0	193
		Grand Total Dispositions	74	6	0	80
		Total Non-Trial Dispositions	60	5	0	65
		Total Bench Trial Dispositions	0	0	0	0
		Total Jury Trial Dispositions	14	1	0	15

^a Totals reflect aggregate information from the Nevada District Courts. Information contained herein may reflect non-standard reporting and is noted by subsequent footnotes. Case types determined by the USJR charge hierarchy defined in the Nevada Courts Statistical Reporting Dictionary.

^b Due to case management system limitations, criminal cases reported most dispositions as non-trial dispositions.

^c Charges under-reported.

Source: Uniform System for Judicial Records, Nevada AOC, Court Statistics and Analysis Unit.

Table B1-1. Criminal Caseload Processed by District Courts in Nevada, Fiscal Year 2024.

District Court, Criminal Caseload, Aggregate (2 of 2)				Felony, Total	Gross Misdemeanor, Total	Appeal from LJ Courts	Totals
7th Judicial District	Eureka County District Court	New Filings (cases)		12	1	0	13
		Reopened (cases)		1	0	0	1
		Charges		21	1	0	22
		Grand Total Dispositions		4	1	0	5
		Total Non-Trial Dispositions		4	1	0	5
		Total Bench Trial Dispositions		0	0	0	0
		Total Jury Trial Dispositions		0	0	0	0
	Lincoln County District Court	New Filings (cases)		26	2	0	28
		Reopened (cases)		4	1	0	5
		Charges		40	3	0	43
		Grand Total Dispositions		20	1	1	22
		Total Non-Trial Dispositions		20	1	1	22
		Total Bench Trial Dispositions		0	0	0	0
		Total Jury Trial Dispositions		0	0	0	0
	White Pine County District Court	New Filings (cases)		89	5	5	99
		Reopened (cases)		34	1	0	35
		Charges		163	7	0	170
		Grand Total Dispositions		123	11	2	136
		Total Non-Trial Dispositions		117	11	2	130
		Total Bench Trial Dispositions		0	0	0	0
		Total Jury Trial Dispositions		6	0	0	6
8th Judicial District	Clark County District Court	New Filings (cases)		7,112	1,425	100	8,637
		Reopened (cases)		4,523	491	2	5,016
		Charges		13,563	1,946	0	15,509
		Grand Total Dispositions		12,393	1,916	89	14,398
		Total Non-Trial Dispositions		12,309	1,913	89	14,311
		Total Bench Trial Dispositions		2	0	0	2
		Total Jury Trial Dispositions		82	3	0	85
9th Judicial District	Douglas County District Court	New Filings (cases)		193	16	1	210
		Reopened (cases)		149	22	0	171
		Charges		289	26	0	315
		Grand Total Dispositions		297	38	3	338
		Total Non-Trial Dispositions		294	38	3	335
		Total Bench Trial Dispositions		0	0	0	0
		Total Jury Trial Dispositions		3	0	0	3
10th Judicial District	Churchill County District Court	New Filings (cases)		140	39	0	179
		Reopened (cases)		87	9	0	96
		Charges		163	46	0	209
		Grand Total Dispositions		231	49	0	280
		Total Non-Trial Dispositions		231	49	0	280
		Total Bench Trial Dispositions		0	0	0	0
		Total Jury Trial Dispositions		0	0	0	0
11th Judicial District	Lander County District Court	New Filings (cases)		27	5	0	32
		Reopened (cases)		1	0	0	1
		Charges		28	6	0	34
		Grand Total Dispositions		7	4	0	11
		Total Non-Trial Dispositions		5	4	0	9
		Total Bench Trial Dispositions		0	0	0	0
		Total Jury Trial Dispositions		2	0	0	2
	Mineral County District Court	New Filings (cases)		62	11	1	74
		Reopened (cases)		23	5	2	30
		Charges		75	15	0	90
		Grand Total Dispositions		62	14	1	77
		Total Non-Trial Dispositions		61	14	1	76
		Total Bench Trial Dispositions		0	0	0	0
		Total Jury Trial Dispositions		1	0	0	1
	Pershing County District Court	New Filings (cases)		31	3	2	36
		Reopened (cases)		22	5	1	28
		Charges		52	4	0	56
		Grand Total Dispositions		53	9	3	65
		Total Non-Trial Dispositions		53	9	3	65
		Total Bench Trial Dispositions		0	0	0	0
		Total Jury Trial Dispositions		0	0	0	0

Source: Uniform System for Judicial Records, Nevada AOC, Court Statistics and Analysis Unit.

Table B1-2. Criminal Caseload Processed by District Courts in Nevada, Fiscal Year 2024.

District Court, Criminal Caseload, Felony (1 of 3)				Crimes Against Persons, Felony	Domestic Violence, Felony	Older/Vulnerable Persons Abuse, Felony	Child Abuse & Neglect, Felony	Protection Order Violation, Felony	Crimes Against Property, Felony	Drugs, Felony	Weapons, Felony	Public Order, Felony	Motor Vehicle - DUI, Felony	Motor Vehicle - Reckless, Felony	Motor Vehicle - Other, Felony	Other, Felony
Totals^a	Nevada District Courts	New Filings (cases)		3,245	221	62	210	30	3,431	1,331	1,105	135	430	133	137	392
		Reopened (cases)		1,731	60	22	113	9	2,123	531	656	80	49	74	59	114
		Charges		6,213	447	75	519	41	5,754	2,249	2,283	179	494	208	278	607
		Grand Total Dispositions		4,965	269	93	298	28	5,577	1,621	1,808	216	442	195	152	442
		Total Non-Trial Dispositions		4,824	257	89	289	23	5,495	1,560	1,784	207	433	178	148	438
		Total Bench Trial Dispositions		27	3	1	3	4	55	49	14	8	0	17	0	4
		Total Jury Trial Dispositions		114	9	3	6	1	27	12	10	1	9	0	4	0
1st Judicial District	Carson City District Court	New Filings (cases)		33	2	0	7	1	47	65	16	0	12	1	2	5
		Reopened (cases)		12	1	1	3	0	20	21	2	2	2	1	7	2
		Charges		38	2	0	7	1	52	84	26	0	17	1	4	5
		Grand Total Dispositions		44	2	1	5	2	67	62	16	1	17	2	4	5
		Total Non-Trial Dispositions		44	2	1	5	2	67	62	16	1	17	2	4	5
		Total Bench Trial Dispositions		0	0	0	0	0	0	0	0	0	0	0	0	0
		Total Jury Trial Dispositions		0	0	0	0	0	0	0	0	0	0	0	0	0
	Storey County District Court	New Filings (cases)		0	0	0	0	0	1	0	0	0	0	0	0	0
		Reopened (cases)		0	0	0	0	0	1	0	0	0	0	0	0	0
		Charges		0	0	0	0	0	1	0	0	0	0	0	0	0
		Grand Total Dispositions		0	0	0	0	0	0	0	0	0	0	0	0	0
		Total Non-Trial Dispositions		0	0	0	0	0	0	0	0	0	0	0	0	0
		Total Bench Trial Dispositions		0	0	0	0	0	0	0	0	0	0	0	0	0
		Total Jury Trial Dispositions		0	0	0	0	0	0	0	0	0	0	0	0	0
2nd Judicial District	Washoe County District Court	New Filings (cases)		540	95	6	42	5	570	389	171	15	111	11	59	59
		Reopened (cases)		98	5	1	5	0	212	79	49	6	12	1	11	25
		Charges		928	133	6	71	5	785	599	340	29	127	25	98	139
		Grand Total Dispositions		419	64	3	45	5	558	280	181	15	92	5	50	67
		Total Non-Trial Dispositions		382	56	3	42	4	543	272	175	15	88	5	46	67
		Total Bench Trial Dispositions		0	0	0	0	0	0	0	0	0	0	0	0	0
3rd Judicial District	Lyon County District Court	New Filings (cases)		40	2	1	4	5	65	64	15	13	0	12	1	5
		Reopened (cases)		9	1	0	0	1	17	16	3	1	0	6	0	1
		Charges		56	2	1	4	6	78	67	17	13	0	14	1	7
		Grand Total Dispositions		41	3	1	4	4	80	72	19	11	0	23	0	6
		Total Non-Trial Dispositions		15	0	0	1	0	25	23	5	2	0	6	0	2
		Total Bench Trial Dispositions		25	3	1	3	4	55	49	14	8	0	17	0	4
4th Judicial District	Elko County District Court ^b	New Filings (cases)		28	3	1	6	0	34	63	8	0	4	0	2	165 ^b
		Reopened (cases)		6	0	0	0	1	17	28	2	0	0	0	1	39
		Charges ^c		53	4	1	8	0	51	112	41	0	7	4	4	166
		Grand Total Dispositions ^b		23	5	3	5	1	52	51	6	0	4	1	1	187 ^b
		Total Non-Trial Dispositions		23	5	3	5	1	52	51	6	0	4	1	1	187
		Total Bench Trial Dispositions		0	0	0	0	0	0	0	0	0	0	0	0	0
		Total Jury Trial Dispositions		0	0	0	0	0	0	0	0	0	0	0	0	0

^a Totals reflect aggregate information from the Nevada District Courts. Information contained herein may reflect non-standard reporting and is noted by subsequent footnotes. Case types determined by the USJR charge hierarchy defined in the Nevada Courts Statistical Reporting Dictionary.

^b Due to case management system limitations, most criminal cases reported in Other Felony, including gross misdemeanors, and most dispositions reported as non-trial dispositions.

^c Charges under-reported and include New Filing counts.

Source: Uniform System for Judicial Records, Nevada AOC, Court Statistics and Analysis Unit.

Table B1-2. Criminal Caseload Processed by District Courts in Nevada, Fiscal Year 2024.

District Court, Criminal Caseload, Felony (2 of 3)				Crimes Against Persons, Felony	Domestic Violence, Felony	Older/Vulnerable Persons Abuse, Felony	Child Abuse & Neglect, Felony	Protection Order Violation, Felony	Crimes Against Property, Felony	Drugs, Felony	Weapons, Felony	Public Order, Felony	Motor Vehicle - DUI, Felony	Motor Vehicle - Reckless, Felony	Motor Vehicle - Other, Felony	Other, Felony
5th Judicial District	Esmeralda County District Court	Esmeralda County District Court	New Filings (cases)	4	0	0	0	0	1	0	0	0	0	0	0	0
			Reopened (cases)	0	0	0	0	0	0	0	0	0	0	0	0	0
			Charges	14	0	0	0	0	1	0	0	0	0	0	0	0
			Grand Total Dispositions	0	0	0	0	0	0	0	0	0	0	0	0	0
			Total Non-Trial Dispositions	0	0	0	0	0	0	0	0	0	0	0	0	0
			Total Bench Trial Dispositions	0	0	0	0	0	0	0	0	0	0	0	0	0
			Total Jury Trial Dispositions	0	0	0	0	0	0	0	0	0	0	0	0	0
	Nye County District Court	Nye County District Court	New Filings (cases)	71	3	8	6	0	76	52	23	0	10	0	16	10
			Reopened (cases)	7	0	0	0	0	23	9	3	0	0	1	1	0
			Charges	166	3	8	8	0	101	90	30	0	26	0	33	46
			Grand Total Dispositions	52	8	5	0	0	71	44	19	0	7	1	9	11
			Total Non-Trial Dispositions	52	8	5	0	0	71	44	19	0	7	1	9	11
			Total Bench Trial Dispositions	0	0	0	0	0	0	0	0	0	0	0	0	0
			Total Jury Trial Dispositions	0	0	0	0	0	0	0	0	0	0	0	0	0
6th Judicial District	Humboldt County District Court	Humboldt County District Court	New Filings (cases)	27	0	0	0	0	23	29	1	0	2	0	1	1
			Reopened (cases)	2	0	0	0	0	2	0	0	1	0	0	0	0
			Charges	65	0	0	0	0	51	64	1	0	2	0	3	1
			Grand Total Dispositions	16	0	0	0	1	29	22	2	1	3	0	0	0
			Total Non-Trial Dispositions	11	0	0	0	1	23	21	1	1	2	0	0	0
			Total Bench Trial Dispositions	0	0	0	0	0	0	0	0	0	0	0	0	0
			Total Jury Trial Dispositions	5	0	0	0	0	6	1	1	0	1	0	0	0
7th Judicial District	Eureka County District Court	Eureka County District Court	New Filings (cases)	0	1	0	0	0	3	0	0	0	1	0	4	3
			Reopened (cases)	0	0	0	0	0	1	0	0	0	0	0	0	0
			Charges	0	3	0	0	0	8	0	0	0	1	0	5	4
			Grand Total Dispositions	0	1	0	0	0	1	0	0	0	1	0	1	0
			Total Non-Trial Dispositions	0	1	0	0	0	1	0	0	0	1	0	1	0
			Total Bench Trial Dispositions	0	0	0	0	0	0	0	0	0	0	0	0	0
			Total Jury Trial Dispositions	0	0	0	0	0	0	0	0	0	0	0	0	0
	Lincoln County District Court	Lincoln County District Court	New Filings (cases)	8	0	0	1	0	5	5	0	0	0	0	0	7
			Reopened (cases)	0	0	0	0	0	2	0	0	0	0	0	0	2
			Charges	14	0	0	6	0	7	6	0	0	0	0	0	7
			Grand Total Dispositions	5	1	0	0	0	8	3	0	0	1	0	0	2
			Total Non-Trial Dispositions	5	1	0	0	0	8	3	0	0	1	0	0	2
			Total Bench Trial Dispositions	0	0	0	0	0	0	0	0	0	0	0	0	0
			Total Jury Trial Dispositions	0	0	0	0	0	0	0	0	0	0	0	0	0
	White Pine County District Court	White Pine County District Court	New Filings (cases)	22	1	3	3	3	21	22	6	0	2	1	1	4
			Reopened (cases)	6	1	2	2	0	7	9	4	0	0	0	1	2
			Charges	49	1	4	5	3	53	32	6	0	2	1	2	5
			Grand Total Dispositions	28	2	5	6	2	20	44	10	1	0	0	2	3
			Total Non-Trial Dispositions	25	2	4	5	2	20	43	10	1	0	0	2	3
			Total Bench Trial Dispositions	0	0	0	0	0	0	0	0	0	0	0	0	0
			Total Jury Trial Dispositions	3	0	1	1	0	0	1	0	0	0	0	0	0

Source: Uniform System for Judicial Records, Nevada AOC, Court Statistics and Analysis Unit.

Table B1-2. Criminal Caseload Processed by District Courts in Nevada, Fiscal Year 2024.

District Court, Criminal Caseload, Felony (3 of 3)				Crimes Against Persons, Felony	Domestic Violence, Felony	Older/Vulnerable Persons Abuse, Felony	Child Abuse & Neglect, Felony	Protection Order Violation, Felony	Crimes Against Property, Felony	Drugs, Felony	Weapons, Felony	Public Order, Felony	Motor Vehicle - DUI, Felony	Motor Vehicle - Reckless, Felony	Motor Vehicle - Other, Felony	Other, Felony
8th Judicial District	Clark County	Clark County District Court	New Filings (cases)	2,372	108	43	128	16	2,493	481	850	102	269	97	48	105
			Reopened (cases)	1,551	47	15	97	6	1,750	252	586	66	33	59	36	25
			Charges	4,682	290	53	381	26	4,433	1,012	1,798	127	294	146	125	196
			Grand Total Dispositions	4,223	170	71	217	12	4,552	775	1,529	182	301	155	80	126
			Total Non-Trial Dispositions	4,155	170	69	216	12	4,546	773	1,526	182	299	155	80	126
			Total Bench Trial Dispositions	2	0	0	0	0	0	0	0	0	0	0	0	0
			Total Jury Trial Dispositions	66	0	2	1	0	6	2	3	0	2	0	0	0
9th Judicial District	Douglas County	Douglas County District Court	New Filings (cases)	37	2	0	5	0	36	79	9	4	8	5	0	8
			Reopened (cases)	20	2	3	3	1	42	57	5	4	1	6	0	5
			Charges	65	5	2	17	0	56	92	16	9	7	11	0	9
			Grand Total Dispositions	41	6	4	9	1	72	122	15	5	5	7	0	10
			Total Non-Trial Dispositions	40	5	4	8	1	72	122	15	5	5	7	0	10
			Total Bench Trial Dispositions	0	0	0	0	0	0	0	0	0	0	0	0	0
			Total Jury Trial Dispositions	1	1	0	1	0	0	0	0	0	0	0	0	0
10th Judicial District	Churchill County	Churchill County District Court	New Filings (cases)	38	3	0	3	0	33	32	3	1	7	6	0	14
			Reopened (cases)	16	0	0	1	0	17	37	2	0	0	0	2	12
			Charges	53	3	0	3	0	37	34	3	1	7	6	0	16
			Grand Total Dispositions	59	3	0	3	0	38	94	7	0	7	0	1	19
			Total Non-Trial Dispositions	59	3	0	3	0	38	94	7	0	7	0	1	19
			Total Bench Trial Dispositions	0	0	0	0	0	0	0	0	0	0	0	0	0
			Total Jury Trial Dispositions	0	0	0	0	0	0	0	0	0	0	0	0	0
11th Judicial District	Lander County	Lander County District Court	New Filings (cases)	2	0	0	2	0	6	14	0	0	1	0	1	1
			Reopened (cases)	0	0	0	0	0	1	0	0	0	0	0	0	0
			Charges	2	0	0	2	0	7	14	0	0	1	0	1	1
			Grand Total Dispositions	1	0	0	0	0	2	1	0	0	2	0	1	0
			Total Non-Trial Dispositions	1	0	0	0	0	2	1	0	0	0	0	1	0
			Total Bench Trial Dispositions	0	0	0	0	0	0	0	0	0	0	0	0	0
			Total Jury Trial Dispositions	0	0	0	0	0	0	0	0	0	2	0	0	0
	Mineral County	Mineral County District Court	New Filings (cases)	12	0	0	2	0	11	29	3	0	3	0	1	1
			Reopened (cases)	2	1	0	0	0	5	13	0	0	1	0	0	1
			Charges	13	0	0	3	0	14	35	5	0	3	0	1	1
			Grand Total Dispositions	5	1	0	1	0	14	31	3	0	2	1	1	3
			Total Non-Trial Dispositions	4	1	0	1	0	14	31	3	0	2	1	1	3
			Total Bench Trial Dispositions	0	0	0	0	0	0	0	0	0	0	0	0	0
			Total Jury Trial Dispositions	1	0	0	0	0	0	0	0	0	0	0	0	0
	Pershing County	Pershing County District Court	New Filings (cases)	11	1	0	1	0	6	7	0	0	0	0	1	4
			Reopened (cases)	2	2	0	2	0	6	10	0	0	0	0	0	0
			Charges	15	1	0	4	0	19	8	0	0	0	0	1	4
			Grand Total Dispositions	8	3	0	3	0	13	20	1	0	0	0	2	3
			Total Non-Trial Dispositions	8	3	0	3	0	13	20	1	0	0	0	2	3
			Total Bench Trial Dispositions	0	0	0	0	0	0	0	0	0	0	0	0	0
			Total Jury Trial Dispositions	0	0	0	0	0	0	0	0	0	0	0	0	0

Source: Uniform System for Judicial Records, Nevada AOC, Court Statistics and Analysis Unit.

Table B1-2. Criminal Caseload Processed by District Courts in Nevada, Fiscal Year 2024.

District Court, Criminal Caseload, Gross Misdemeanor (1 of 3)				Crimes Against Persons, Gross Misdemeanor	Domestic Violence, Gross Misdemeanor	Older/Vulnerable Persons Abuse, Gross Misdemeanor	Child Abuse & Neglect, Gross Misdemeanor	Protection Order Violation, Gross Misdemeanor	Crimes Against Property, Gross Misdemeanor	Drugs, Gross Misdemeanor	Weapons, Gross Misdemeanor	Public Order, Gross Misdemeanor	Motor Vehicle - Other, Gross Misdemeanor	Other, Gross Misdemeanor	Criminal Appeal from Limited Jurisdiction Courts
Totals^a	Nevada District Courts	New Filings (cases)		519	13	5	192	14	606	31	169	48	3	272	136 ^a
		Reopened (cases)		127	3	1	79	9	235	7	68	14	2	61	5
		Charges		737	36	5	218	29	877	49	259	62	3	347	-
		Grand Total Dispositions		607	15	5	252	17	817	40	253	69	6	336	102 ^d
		Total Non-Trial Dispositions		595	14	5	246	15	797	38	249	69	6	334	102 ^d
		Total Bench Trial Dispositions		8	0	0	6	2	20	2	4	0	0	2	0
		Total Jury Trial Dispositions		4	1	0	0	0	0	0	0	0	0	0	0
1st Judicial District	Carson City District Court	New Filings (cases)		5	0	1	13	2	8	3	1	0	0	7	1
		Reopened (cases)		7	0	0	7	2	6	1	4	0	0	1	0
		Charges		8	0	1	17	2	12	4	2	0	0	10	-
		Grand Total Dispositions		9	0	2	17	2	16	4	5	0	0	4	0
		Total Non-Trial Dispositions		8	0	2	17	2	16	4	5	0	0	4	0
		Total Bench Trial Dispositions		0	0	0	0	0	0	0	0	0	0	0	0
		Total Jury Trial Dispositions		1	0	0	0	0	0	0	0	0	0	0	0
	Storey County District Court	New Filings (cases)		0	0	0	0	0	0	0	0	0	0	0	1
		Reopened (cases)		0	0	0	0	0	0	0	0	0	0	0	0
		Charges		0	0	0	0	0	0	0	0	0	0	0	-
		Grand Total Dispositions		0	0	0	0	0	0	0	1	0	0	0	0
2nd Judicial District	Washoe County District Court	New Filings (cases)		83	8	3	21	5	48	9	16	0	0	10	16
		Reopened (cases)		5	1	0	2	2	9	0	8	0	0	0	0
		Charges		120	19	3	25	10	96	23	28	0	0	30	-
		Grand Total Dispositions		69	5	0	20	4	46	13	22	0	0	5	0
		Total Non-Trial Dispositions		69	5	0	20	4	46	13	22	0	0	5	0
		Total Bench Trial Dispositions		0	0	0	0	0	0	0	0	0	0	0	0
		Total Jury Trial Dispositions		0	0	0	0	0	0	0	0	0	0	0	0
	Lyon County District Court	New Filings (cases)		10	0	0	7	5	16	4	6	0	0	2	0
		Reopened (cases)		0	0	0	0	0	8	0	1	0	0	0	0
		Charges		15	0	0	7	10	18	4	6	0	0	2	-
		Grand Total Dispositions		12	0	0	7	3	27	2	5	0	0	2	0
3rd Judicial District	Elko County District Court ^b	New Filings (cases)		12	0	0	1	0	14	8	5	0	0	2	8
		Reopened (cases)		1	0	0	1	0	3	0	0	0	0	1	0
		Charges ^c		18	0	0	4	0	16	9	9	0	0	4	-
		Grand Total Dispositions		10	0	0	2	0	6	8	3	2	0	1	3 ^d
		Total Non-Trial Dispositions		10	0	0	2	0	6	8	3	2	0	1	3 ^d
		Total Bench Trial Dispositions		0	0	0	0	0	0	0	0	0	0	0	0
		Total Jury Trial Dispositions		0	0	0	0	0	0	0	0	0	0	0	0
	Elko County District Court ^b	New Filings (cases)		12	0	0	1	0	14	8	5	0	0	2	8
		Reopened (cases)		1	0	0	1	0	3	0	0	0	0	1	0
		Charges ^c		18	0	0	4	0	16	9	9	0	0	4	-
		Grand Total Dispositions		10	0	0	2	0	6	8	3	2	0	1	3 ^d
4th Judicial District	Elko County District Court ^b	New Filings (cases)		12	0	0	1	0	14	8	5	0	0	2	8
		Reopened (cases)		1	0	0	1	0	3	0	0	0	0	1	0
		Charges ^c		18	0	0	4	0	16	9	9	0	0	4	-
		Grand Total Dispositions		10	0	0	2	0	6	8	3	2	0	1	3 ^d
		Total Non-Trial Dispositions		10	0	0	2	0	6	8	3	2	0	1	3 ^d
		Total Bench Trial Dispositions		0	0	0	0	0	0	0	0	0	0	0	0
		Total Jury Trial Dispositions		0	0	0	0	0	0	0	0	0	0	0	0
	Elko County District Court ^b	New Filings (cases)		12	0	0	1	0	14	8	5	0	0	2	8
		Reopened (cases)		1	0	0	1	0	3	0	0	0	0	1	0
		Charges ^c		18	0	0	4	0	16	9	9	0	0	4	-
		Grand Total Dispositions		10	0	0	2	0	6	8	3	2	0	1	3 ^d

^a Totals reflect aggregate information from the Nevada District Courts. Information contained herein may reflect non-standard reporting and is noted by subsequent footnotes. Case types determined by the USJR charge hierarchy defined in the Nevada Courts Statistical Reporting Dictionary.

^b Due to case management system limitations, most criminal cases reported in Other Felony, including gross misdemeanors, and most dispositions reported as non-trial dispositions.

^c Charges under-reported and include New Filing counts.

^d Includes Civil Infraction Appeal cases.

Source: Uniform System for Judicial Records, Nevada AOC, Court Statistics and Analysis Unit.

Table B1-2. Criminal Caseload Processed by District Courts in Nevada, Fiscal Year 2024.

District Court, Criminal Caseload, Gross Misdemeanor (2 of 3)				Crimes Against Persons, Gross Misdemeanor	Domestic Violence, Gross Misdemeanor	Older/Vulnerable Persons Abuse, Gross Misdemeanor	Child Abuse & Neglect, Gross Misdemeanor	Protection Order Violation, Gross Misdemeanor	Crimes Against Property, Gross Misdemeanor	Drugs, Gross Misdemeanor	Weapons, Gross Misdemeanor	Public Order, Gross Misdemeanor	Motor Vehicle - Other, Gross Misdemeanor	Other, Gross Misdemeanor	Criminal Appeal from Limited Jurisdiction Courts
5th Judicial District	Esmeralda County	Esmeralda County District Court	New Filings (cases)	0	0	0	0	0	0	0	0	0	0	0	0
			Reopened (cases)	0	0	0	0	0	0	0	0	0	0	0	0
			Charges	0	0	0	0	0	0	0	0	0	0	0	-
			Grand Total Dispositions	0	0	0	0	0	0	0	0	0	0	0	0
			Total Non-Trial Dispositions	0	0	0	0	0	0	0	0	0	0	0	0
			Total Bench Trial Dispositions	0	0	0	0	0	0	0	0	0	0	0	0
			Total Jury Trial Dispositions	0	0	0	0	0	0	0	0	0	0	0	0
	Nye County	Nye County District Court	New Filings (cases)	11	0	0	3	0	5	2	1	2	0	3	0
			Reopened (cases)	0	0	0	1	0	1	0	0	0	0	0	0
			Charges	13	0	0	3	0	5	3	1	2	0	3	-
			Grand Total Dispositions	10	0	0	5	0	12	0	0	2	0	5	0
			Total Non-Trial Dispositions	10	0	0	5	0	12	0	0	2	0	5	0
			Total Bench Trial Dispositions	0	0	0	0	0	0	0	0	0	0	0	0
			Total Jury Trial Dispositions	0	0	0	0	0	0	0	0	0	0	0	0
6th Judicial District	Humboldt County	Humboldt County District Court	New Filings (cases)	2	0	0	0	0	1	0	0	0	0	0	1
			Reopened (cases)	0	0	0	0	0	0	0	0	0	0	0	0
			Charges	5	0	0	0	0	1	0	0	0	0	0	-
			Grand Total Dispositions	4	0	0	0	1	1	0	0	0	0	0	0
			Total Non-Trial Dispositions	3	0	0	0	1	1	0	0	0	0	0	0
			Total Bench Trial Dispositions	0	0	0	0	0	0	0	0	0	0	0	0
			Total Jury Trial Dispositions	1	0	0	0	0	0	0	0	0	0	0	0
7th Judicial District	Eureka County	Eureka County District Court	New Filings (cases)	0	0	0	1	0	0	0	0	0	0	0	0
			Reopened (cases)	0	0	0	0	0	0	0	0	0	0	0	0
			Charges	0	0	0	1	0	0	0	0	0	0	0	-
			Grand Total Dispositions	0	0	0	0	0	0	0	0	0	0	1	0
			Total Non-Trial Dispositions	0	0	0	0	0	0	0	0	0	0	1	0
			Total Bench Trial Dispositions	0	0	0	0	0	0	0	0	0	0	0	0
			Total Jury Trial Dispositions	0	0	0	0	0	0	0	0	0	0	0	0
	Lincoln County	Lincoln County District Court	New Filings (cases)	1	0	0	0	0	1	0	0	0	0	0	0
			Reopened (cases)	0	0	0	0	0	0	1	0	0	0	0	0
			Charges	1	0	0	0	0	2	0	0	0	0	0	-
			Grand Total Dispositions	0	0	0	0	0	1	0	0	0	0	0	1
			Total Non-Trial Dispositions	0	0	0	0	0	1	0	0	0	0	0	1
			Total Bench Trial Dispositions	0	0	0	0	0	0	0	0	0	0	0	0
			Total Jury Trial Dispositions	0	0	0	0	0	0	0	0	0	0	0	0
	White Pine County	White Pine County District Court	New Filings (cases)	0	0	0	0	0	4	0	1	0	0	0	5
			Reopened (cases)	0	0	0	0	0	0	0	0	1	0	0	0
			Charges	0	0	0	0	0	5	0	2	0	0	0	-
			Grand Total Dispositions	3	1	0	0	0	4	0	2	1	0	0	2
			Total Non-Trial Dispositions	3	1	0	0	0	4	0	2	1	0	0	2
			Total Bench Trial Dispositions	0	0	0	0	0	0	0	0	0	0	0	0
			Total Jury Trial Dispositions	0	0	0	0	0	0	0	0	0	0	0	0

Source: Uniform System for Judicial Records, Nevada AOC, Court Statistics and Analysis Unit.

Table B1-2. Criminal Caseload Processed by District Courts in Nevada, Fiscal Year 2024.

District Court, Criminal Caseload, Gross Misdemeanor (3 of 3)				Crimes Against Persons, Gross Misdemeanor	Domestic Violence, Gross Misdemeanor	Older/Vulnerable Persons Abuse, Gross Misdemeanor	Child Abuse & Neglect, Gross Misdemeanor	Protection Order Violation, Gross Misdemeanor	Crimes Against Property, Gross Misdemeanor	Drugs, Gross Misdemeanor	Weapons, Gross Misdemeanor	Public Order, Gross Misdemeanor	Motor Vehicle - Other, Gross Misdemeanor	Other, Gross Misdemeanor	Criminal Appeal from Limited Jurisdiction Courts
8th Judicial District	Clark County	Clark County District Court	New Filings (cases)	375	4	0	133	1	492	3	133	45	1	238	100
			Reopened (cases)	109	1	1	56	1	201	1	50	13	2	56	2
			Charges	523	15	0	146	6	703	3	203	59	1	287	-
			Grand Total Dispositions	465	7	1	171	2	682	7	206	64	4	307	89
			Total Non-Trial Dispositions	463	6	1	171	2	682	7	206	64	4	307	89
			Total Bench Trial Dispositions	0	0	0	0	0	0	0	0	0	0	0	0
			Total Jury Trial Dispositions	2	1	0	0	0	0	0	0	0	0	0	0
9th Judicial District	Douglas County	Douglas County District Court	New Filings (cases)	3	0	1	3	0	7	0	2	0	0	0	1 ^d
			Reopened (cases)	0	0	0	9	3	5	2	3	0	0	0	0
			Charges	8	1	1	4	0	8	0	3	0	0	1	-
			Grand Total Dispositions	3	0	1	16	3	10	1	4	0	0	0	3 ^d
			Total Non-Trial Dispositions	3	0	1	16	3	10	1	4	0	0	0	3 ^d
			Total Bench Trial Dispositions	0	0	0	0	0	0	0	0	0	0	0	0
			Total Jury Trial Dispositions	0	0	0	0	0	0	0	0	0	0	0	0
10th Judicial District	Churchill County	Churchill County District Court	New Filings (cases)	9	1	0	8	1	8	2	3	1	2	4	0
			Reopened (cases)	1	1	0	2	1	0	1	1	0	0	2	0
			Charges	15	1	0	9	1	8	2	3	1	2	4	-
			Grand Total Dispositions	13	2	0	11	2	9	2	4	0	2	4	0
			Total Non-Trial Dispositions	13	2	0	11	2	9	2	4	0	2	4	0
			Total Bench Trial Dispositions	0	0	0	0	0	0	0	0	0	0	0	0
			Total Jury Trial Dispositions	0	0	0	0	0	0	0	0	0	0	0	0
11th Judicial District	Lander County	Lander County District Court	New Filings (cases)	4	0	0	0	0	1	0	0	0	0	0	0
			Reopened (cases)	0	0	0	0	0	0	0	0	0	0	0	0
			Charges	4	0	0	0	0	1	1	0	0	0	0	-
			Grand Total Dispositions	1	0	0	0	0	0	2	0	0	0	1	0
			Total Non-Trial Dispositions	1	0	0	0	0	0	2	0	0	0	1	0
			Total Bench Trial Dispositions	0	0	0	0	0	0	0	0	0	0	0	0
			Total Jury Trial Dispositions	0	0	0	0	0	0	0	0	0	0	0	0
	Mineral County	Mineral County District Court	New Filings (cases)	4	0	0	1	0	1	0	1	0	0	4	1
			Reopened (cases)	1	0	0	1	0	2	1	0	0	0	0	2
			Charges	6	0	0	1	0	2	0	2	0	0	4	-
			Grand Total Dispositions	5	0	0	2	0	3	1	0	0	0	3	1
			Total Non-Trial Dispositions	5	0	0	2	0	3	1	0	0	0	3	1
			Total Bench Trial Dispositions	0	0	0	0	0	0	0	0	0	0	0	0
			Total Jury Trial Dispositions	0	0	0	0	0	0	0	0	0	0	0	0
	Pershing County	Pershing County District Court	New Filings (cases)	0	0	0	1	0	0	0	0	0	0	2	2
			Reopened (cases)	3	0	0	0	0	0	0	1	0	0	1	1
			Charges	1	0	0	1	0	0	0	0	0	0	2	-
			Grand Total Dispositions	3	0	1	1	0	0	0	1	0	0	3	3
			Total Non-Trial Dispositions	3	0	1	1	0	0	0	1	0	0	3	3
			Total Bench Trial Dispositions	0	0	0	0	0	0	0	0	0	0	0	0
			Total Jury Trial Dispositions	0	0	0	0	0	0	0	0	0	0	0	0

^d Includes Civil Infraction Appeal cases.

Source: Uniform System for Judicial Records, Nevada AOC, Court Statistics and Analysis Unit.

Table B2-1. Civil Caseload Processed by District Courts in Nevada, Fiscal Year 2024.

District Court, Civil Caseload, Aggregate (1 of 2)				Real Property	Tort	Probate	Construction Defect	Contract	Judicial Review/ Appeal	Civil Writ	Other Civil	Totals
Totals^a	Nevada District Courts	New Filings (cases)		1,974	9,155	6,339	44	4,994	3,406	579	6,833	33,324
		Reopened (cases)		143	513	1,132	0	261	183	44	698	2,974
		Grand Total Dispositions		2,474	8,796	6,209	36	4,208	3,516	692	6,918	32,849
		Total Non-Trial Dispositions		2,419	8,655	6,203	35	4,157	3,515	692	6,891	32,567
		Total Bench Trial Dispositions		46	22	5	1	42	1	0	20	137
		Total Jury Trial Dispositions		9	119	1	0	9	0	0	7	145
1st Judicial District	Carson City District Court	New Filings (cases)		15	88	139	0	57	60	2	103	464
		Reopened (cases)		0	6	64	0	4	3	0	10	87
		Grand Total Dispositions		6	44	167	0	33	34	1	59	344
		Total Non-Trial Dispositions		6	44	166	0	32	34	1	59	342
		Total Bench Trial Dispositions		0	0	1	0	1	0	0	0	2
		Total Jury Trial Dispositions		0	0	0	0	0	0	0	0	0
	Storey County District Court	New Filings (cases)		9	0	15	1	5	1	2	3	36
		Reopened (cases)		0	0	1	0	0	0	0	0	1
		Grand Total Dispositions		2	3	10	0	0	0	2	2	19
		Total Non-Trial Dispositions		2	2	10	0	0	0	2	2	18
		Total Bench Trial Dispositions		0	1	0	0	0	0	0	0	1
		Total Jury Trial Dispositions		0	0	0	0	0	0	0	0	0
2nd Judicial District	Washoe County District Court	New Filings (cases)		46	565	909	2	155	286	19	1,529	3,511
		Reopened (cases)		8	41	7	0	40	36	2	201	335
		Grand Total Dispositions		63	373	1,070	2	125	231	11	1,239	3,114
		Total Non-Trial Dispositions		63	370	1,070	2	123	231	11	1,233	3,103
		Total Bench Trial Dispositions		0	1	0	0	1	0	0	4	6
3rd Judicial District	Lyon County District Court	New Filings (cases)		27	22	165	1	63	12	4	58	352
		Reopened (cases)		1	1	22	0	3	1	0	3	31
		Grand Total Dispositions		26	18	182	1	34	12	8	38	319
		Total Non-Trial Dispositions		26	18	182	1	34	11	8	38	318
		Total Bench Trial Dispositions		0	0	0	0	0	1	0	0	1
4th Judicial District	Elko County District Court ^b	New Filings (cases)		7	12	144	0	26	31	9	89 ^b	318
		Reopened (cases)		0	3	41	0	0	0	1	8	53
		Grand Total Dispositions		9	19	228	0	12	16	8	112 ^b	404
		Total Non-Trial Dispositions		9	19	228	0	12	16	8	112	404
		Total Bench Trial Dispositions		0	0	0	0	0	0	0	0	0
5th Judicial District	Esmeralda County District Court	New Filings (cases)		2	3	11	0	1	0	1	0	18
		Reopened (cases)		0	0	0	0	0	0	0	0	0
		Grand Total Dispositions		0	0	1	0	0	0	0	0	1
		Total Non-Trial Dispositions		0	0	1	0	0	0	0	0	1
		Total Bench Trial Dispositions		0	0	0	0	0	0	0	0	0
		Total Jury Trial Dispositions		0	0	0	0	0	0	0	0	0
	Nye County District Court	New Filings (cases)		19	47	303	1	68	16	4	49	507
		Reopened (cases)		0	0	164	0	1	1	0	2	168
		Grand Total Dispositions		16	25	395	0	18	8	1	14	477
		Total Non-Trial Dispositions		16	25	395	0	16	8	1	14	475
		Total Bench Trial Dispositions		0	0	0	0	2	0	0	0	2
6th Judicial District	Humboldt County District Court	New Filings (cases)		20	6	41	0	25	8	6	9	115
		Reopened (cases)		0	0	0	0	0	1	0	0	1
		Grand Total Dispositions		15	5	37	0	15	11	13	10	106
		Total Non-Trial Dispositions		15	5	36	0	15	11	13	10	105
		Total Bench Trial Dispositions		0	0	0	0	0	0	0	0	0
		Total Jury Trial Dispositions		0	0	1	0	0	0	0	0	1

^a Totals reflect aggregate information from the Nevada District Courts. Information contained herein may reflect non-standard reporting and is noted by subsequent footnotes.^b Due to case management system limitations, civil cases reported most dispositions as non-trial dispositions.

Source: Uniform System for Judicial Records, Nevada AOC, Court Statistics and Analysis Unit.

Table B2-1. Civil Caseload Processed by District Courts in Nevada, Fiscal Year 2024.

District Court, Civil Caseload, Aggregate (2 of 2)				Real Property	Tort	Probate	Construction Defect	Contract	Judicial Review/ Appeal	Civil Writ	Other Civil	Totals
7th Judicial District	Eureka County	Eureka County District Court	New Filings (cases)	0	0	8	0	2	2	0	4	16
			Reopened (cases)	0	0	0	0	0	0	0	0	
			Grand Total Dispositions	0	2	6	0	1	1	0	2	12
			Total Non-Trial Dispositions	0	2	6	0	1	1	0	2	12
			Total Bench Trial Dispositions	0	0	0	0	0	0	0	0	0
			Total Jury Trial Dispositions	0	0	0	0	0	0	0	0	0
	Lincoln County	Lincoln County District Court	New Filings (cases)	7	4	20	0	2	3	3	1	40
			Reopened (cases)	0	0	0	0	0	0	0	0	0
			Grand Total Dispositions	1	0	13	0	1	1	1	1	18
			Total Non-Trial Dispositions	1	0	13	0	1	1	1	1	18
			Total Bench Trial Dispositions	0	0	0	0	0	0	0	0	0
			Total Jury Trial Dispositions	0	0	0	0	0	0	0	0	0
	White Pine County	White Pine County District Court	New Filings (cases)	6	6	40	0	6	13	2	19	92
			Reopened (cases)	0	3	6	0	0	0	0	4	13
			Grand Total Dispositions	6	11	41	0	4	6	5	14	87
			Total Non-Trial Dispositions	4	11	40	0	4	6	5	13	83
			Total Bench Trial Dispositions	2	0	1	0	0	0	0	1	4
			Total Jury Trial Dispositions	0	0	0	0	0	0	0	0	0
8th Judicial District	Clark County	Clark County District Court	New Filings (cases)	1,768	8,344	4,248	33	4,515	2,909	514	4,835	27,166
			Reopened (cases)	129	453	600	0	210	133	36	452	2,013
			Grand Total Dispositions	2,294	8,245	3,551	31	3,924	3,130	609	5,276	27,060
			Total Non-Trial Dispositions	2,241	8,108	3,550	30	3,879	3,130	609	5,257	26,804
			Total Bench Trial Dispositions	44	20	1	1	38	0	0	15	119
			Total Jury Trial Dispositions	9	117	0	0	7	0	0	4	137
9th Judicial District	Douglas County	Douglas County District Court	New Filings (cases)	22	35	139	5	49	22	4	59	335
			Reopened (cases)	5	6	121	0	2	3	4	15	156
			Grand Total Dispositions	22	37	252	2	26	22	7	70	438
			Total Non-Trial Dispositions	22	37	250	2	25	22	7	70	435
			Total Bench Trial Dispositions	0	0	2	0	0	0	0	0	2
			Total Jury Trial Dispositions	0	0	0	0	1	0	0	0	1
10th Judicial District	Churchill County	Churchill County District Court	New Filings (cases)	9	15	106	0	19	33	2	15	199
			Reopened (cases)	0	0	93	0	1	4	0	1	99
			Grand Total Dispositions	5	8	207	0	13	34	2	20	289
			Total Non-Trial Dispositions	5	8	207	0	13	34	2	20	289
			Total Bench Trial Dispositions	0	0	0	0	0	0	0	0	0
			Total Jury Trial Dispositions	0	0	0	0	0	0	0	0	0
11th Judicial District	Lander County	Lander County District Court	New Filings (cases)	2	2	10	0	0	1	1	12	28
			Reopened (cases)	0	0	0	0	0	0	0	0	0
			Grand Total Dispositions	2	0	5	0	0	2	1	5	15
			Total Non-Trial Dispositions	2	0	5	0	0	2	1	5	15
			Total Bench Trial Dispositions	0	0	0	0	0	0	0	0	0
			Total Jury Trial Dispositions	0	0	0	0	0	0	0	0	0
	Mineral County	Mineral County District Court	New Filings (cases)	4	1	23	1	0	6	0	17	52
			Reopened (cases)	0	0	0	0	0	1	0	0	1
			Grand Total Dispositions	1	1	12	0	0	5	2	10	31
			Total Non-Trial Dispositions	1	1	12	0	0	5	2	10	31
			Total Bench Trial Dispositions	0	0	0	0	0	0	0	0	0
			Total Jury Trial Dispositions	0	0	0	0	0	0	0	0	0
	Pershing County	Pershing County District Court	New Filings (cases)	11	5	18	0	1	3	6	31	75
			Reopened (cases)	0	0	13	0	0	0	1	2	16
			Grand Total Dispositions ^c	6	5	32	0	2	3	21	46	115 ^c
			Total Non-Trial Dispositions	6	5	32	0	2	3	21	45	114
			Total Bench Trial Dispositions	0	0	0	0	0	0	0	0	0
			Total Jury Trial Dispositions	0	0	0	0	0	0	0	1	1

^c Includes administrative case closures.

Source: Uniform System for Judicial Records, Nevada AOC, Court Statistics and Analysis Unit.

Table B2-2. Civil Caseload Processed by District Courts in Nevada, Fiscal Year 2024.

District Court Civil Caseload, Real Property and Tort (1 of 3)			Real Property						Tort											
			Unlawful Detainer	Other Landlord/Tenant	Judicial Foreclosure	Other Title to Property	Condemnation/Eminent Domain	Other Real Property	Auto Negligence	Premises Liability	Other Negligence	Medical/Dental	Legal	Accounting	Other Malpractice	Product Liability	Intentional Misconduct	Employment Tort	Insurance Tort	Other Tort
Totals^a	Nevada District Courts	New Filings (cases)	28	108	212	1,337	7	282	5,654	1,818	584	178	35	14	6	56	217	128	143	322
		Reopened (cases)	3	9	18	75	1	37	258	90	53	21	5	3	0	11	20	6	20	26
		Grand Total Dispositions	39	116	690	1,282	9	338	5,357	1,568	610	232	35	12	6	68	266	137	204	301
		Total Non-Trial Dispositions	35	111	690	1,251	7	325	5,273	1,551	597	226	34	12	6	65	261	134	203	293
		Total Bench Trial Dispositions	1	4	0	31	0	10	6	2	5	0	0	0	0	0	4	0	0	5
		Total Jury Trial Dispositions	3	1	0	0	2	3	78	15	8	6	1	0	0	3	1	3	1	3
1st Judicial District	Carson City District Court	New Filings (cases)	0	2	1	6	0	6	27	9	9	2	0	0	0	0	8	2	1	30
		Reopened (cases)	0	0	0	0	0	0	3	1	1	0	0	0	0	0	0	1	0	0
		Grand Total Dispositions	0	1	0	2	0	3	22	3	5	1	1	0	0	0	6	3	1	2
		Total Non-Trial Dispositions	0	1	0	2	0	3	22	3	5	1	1	0	0	0	6	3	1	2
		Total Bench Trial Dispositions	0	0	0	0	0	0	0	0	0	0	0	0	0	0	0	0	0	0
		Total Jury Trial Dispositions	0	0	0	0	0	0	0	0	0	0	0	0	0	0	0	0	0	0
	Storey County District Court	New Filings (cases)	0	0	3	1	0	5	0	0	0	0	0	0	0	0	0	0	0	0
		Reopened (cases)	0	0	0	0	0	0	0	0	0	0	0	0	0	0	0	0	0	0
		Grand Total Dispositions	0	0	0	0	0	2	1	1	0	0	0	0	0	0	0	1	0	0
		Total Non-Trial Dispositions	0	0	0	0	0	2	1	0	0	0	0	0	0	0	0	1	0	0
		Total Bench Trial Dispositions	0	0	0	0	0	0	0	1	0	0	0	0	0	0	0	0	0	0
		Total Jury Trial Dispositions	0	0	0	0	0	0	0	0	0	0	0	0	0	0	0	0	0	0
2nd Judicial District	Washoe County District Court	New Filings (cases)	2	4	14	25	1	0	299	128	49	18	0	0	3	7	15	6	16	24
		Reopened (cases)	0	2	1	5	0	0	24	3	2	0	1	0	0	3	2	0	1	5
		Grand Total Dispositions	3	7	28	25	0	0	219	66	31	7	4	1	0	3	9	6	18	9
		Total Non-Trial Dispositions	3	7	28	25	0	0	217	65	31	7	4	1	0	3	9	6	18	9
		Total Bench Trial Dispositions	0	0	0	0	0	0	1	0	0	0	0	0	0	0	0	0	0	0
		Total Jury Trial Dispositions	0	0	0	0	0	0	1	1	0	0	0	0	0	0	0	0	0	0
3rd Judicial District	Lyon County District Court	New Filings (cases)	1	1	0	15	0	10	11	4	5	0	0	0	0	0	1	0	0	1
		Reopened (cases)	0	0	0	0	0	1	0	0	0	0	0	0	0	0	0	0	0	1
		Grand Total Dispositions	0	0	3	12	0	11	6	3	4	0	0	0	0	0	1	1	0	3
		Total Non-Trial Dispositions	0	0	3	12	0	11	6	3	4	0	0	0	0	0	1	1	0	3
		Total Bench Trial Dispositions	0	0	0	0	0	0	0	0	0	0	0	0	0	0	0	0	0	0
		Total Jury Trial Dispositions	0	0	0	0	0	0	0	0	0	0	0	0	0	0	0	0	0	0
4th Judicial District	Elko County District Court ^b	New Filings (cases)	0	1	0	3	0	3	7	1	0	0	0	0	0	0	1	0	2	1
		Reopened (cases)	0	0	0	0	0	0	1	1	0	0	0	0	0	0	1	0	0	0
		Grand Total Dispositions	0	1	0	8	0	0	8	3	0	1	0	0	0	0	2	2	1	2
		Total Non-Trial Dispositions	0	1	0	8	0	0	8	3	0	1	0	0	0	0	2	2	1	2
		Total Bench Trial Dispositions	0	0	0	0	0	0	0	0	0	0	0	0	0	0	0	0	0	0
		Total Jury Trial Dispositions	0	0	0	0	0	0	0	0	0	0	0	0	0	0	0	0	0	0

^a Totals reflect aggregate information from the Nevada District Courts. Information contained herein may reflect non-standard reporting and is noted by subsequent footnotes.^b Due to case management system limitations, most civil cases reported in "Other" categorizations, and most dispositions reported as non-trial dispositions.

Source: Uniform System for Judicial Records, Nevada AOC, Court Statistics and Analysis Unit.

Table B2-2. Civil Caseload Processed by District Courts in Nevada, Fiscal Year 2024.

District Court Civil Caseload, Real Property and Tort (2 of 3)				Real Property						Tort											
				Unlawful Detainer	Other Landlord/Tenant	Judicial Foreclosure	Other Title to Property	Condemnation/Eminent Domain	Other Real Property	Auto Negligence	Premises Liability	Other Negligence	Medical/Dental	Legal	Accounting	Other Malpractice	Product Liability	Intentional Misconduct	Employment Tort	Insurance Tort	Other Tort
5th Judicial District	Esmeralda County	Esmeralda County District Court	New Filings (cases)	0	0	0	2	0	0	0	0	1	0	0	2	0	0	0	0	0	0
			Reopened (cases)	0	0	0	0	0	0	0	0	0	0	0	0	0	0	0	0	0	0
			Grand Total Dispositions	0	0	0	0	0	0	0	0	0	0	0	0	0	0	0	0	0	0
			Total Non-Trial Dispositions	0	0	0	0	0	0	0	0	0	0	0	0	0	0	0	0	0	0
			Total Bench Trial Dispositions	0	0	0	0	0	0	0	0	0	0	0	0	0	0	0	0	0	0
			Total Jury Trial Dispositions	0	0	0	0	0	0	0	0	0	0	0	0	0	0	0	0	0	0
	Nye County	Nye County District Court	New Filings (cases)	0	1	2	7	2	7	20	10	7	1	0	6	0	0	0	1	0	2
			Reopened (cases)	0	0	0	0	0	0	0	0	0	0	0	0	0	0	0	0	0	0
			Grand Total Dispositions	0	0	2	9	0	5	7	4	5	1	0	2	1	0	2	0	0	3
			Total Non-Trial Dispositions	0	0	2	9	0	5	7	4	5	1	0	2	1	0	2	0	0	3
			Total Bench Trial Dispositions	0	0	0	0	0	0	0	0	0	0	0	0	0	0	0	0	0	0
			Total Jury Trial Dispositions	0	0	0	0	0	0	0	0	0	0	0	0	0	0	0	0	0	0
6th Judicial District	Humboldt County	Humboldt County District Court	New Filings (cases)	0	0	0	17	0	3	3	0	2	0	0	0	0	0	0	0	0	1
			Reopened (cases)	0	0	0	0	0	0	0	0	0	0	0	0	0	0	0	0	0	0
			Grand Total Dispositions	0	0	0	13	0	2	1	1	3	0	0	0	0	0	0	0	0	0
			Total Non-Trial Dispositions	0	0	0	13	0	2	1	1	3	0	0	0	0	0	0	0	0	0
			Total Bench Trial Dispositions	0	0	0	0	0	0	0	0	0	0	0	0	0	0	0	0	0	0
			Total Jury Trial Dispositions	0	0	0	0	0	0	0	0	0	0	0	0	0	0	0	0	0	0
7th Judicial District	Eureka County	Eureka County District Court	New Filings (cases)	0	0	0	0	0	0	0	0	0	0	0	0	0	0	0	0	0	0
			Reopened (cases)	0	0	0	0	0	0	0	0	0	0	0	0	0	0	0	0	0	0
			Grand Total Dispositions	0	0	0	0	0	0	1	1	0	0	0	0	0	0	0	0	0	0
			Total Non-Trial Dispositions	0	0	0	0	0	0	1	1	0	0	0	0	0	0	0	0	0	0
			Total Bench Trial Dispositions	0	0	0	0	0	0	0	0	0	0	0	0	0	0	0	0	0	0
			Total Jury Trial Dispositions	0	0	0	0	0	0	0	0	0	0	0	0	0	0	0	0	0	0
	Lincoln County	Lincoln County District Court	New Filings (cases)	0	0	0	5	0	2	2	1	0	0	0	0	0	0	1	0	0	0
			Reopened (cases)	0	0	0	0	0	0	0	0	0	0	0	0	0	0	0	0	0	0
			Grand Total Dispositions	0	0	0	1	0	0	0	0	0	0	0	0	0	0	0	0	0	0
			Total Non-Trial Dispositions	0	0	0	1	0	0	0	0	0	0	0	0	0	0	0	0	0	0
			Total Bench Trial Dispositions	0	0	0	0	0	0	0	0	0	0	0	0	0	0	0	0	0	0
			Total Jury Trial Dispositions	0	0	0	0	0	0	0	0	0	0	0	0	0	0	0	0	0	0
	White Pine County	White Pine County District Court	New Filings (cases)	0	0	0	5	0	1	2	1	0	0	0	2	0	0	0	0	0	1
			Reopened (cases)	0	0	0	0	0	0	1	1	0	0	0	1	0	0	0	0	0	0
			Grand Total Dispositions	0	0	0	6	0	0	4	2	3	0	0	2	0	0	0	0	0	0
			Total Non-Trial Dispositions	0	0	0	4	0	0	4	2	3	0	0	2	0	0	0	0	0	0
			Total Bench Trial Dispositions	0	0	0	2	0	0	0	0	0	0	0	0	0	0	0	0	0	0
			Total Jury Trial Dispositions	0	0	0	0	0	0	0	0	0	0	0	0	0	0	0	0	0	0

Source: Uniform System for Judicial Records, Nevada AOC, Court Statistics and Analysis Unit.

Table B2-2. Civil Caseload Processed by District Courts in Nevada, Fiscal Year 2024.

District Court Civil Caseload, Real Property and Tort (3 of 3)				Real Property						Tort											
				Unlawful Detainer	Other Landlord/Tenant	Judicial Foreclosure	Other Title to Property	Condemnation/Eminent Domain	Other Real Property	Auto Negligence	Premises Liability	Other Negligence	Medical/Dental	Legal	Accounting	Other Malpractice	Product Liability	Intentional Misconduct	Employment Tort	Insurance Tort	Other Tort
8th Judicial District	Clark County	Clark County District Court	New Filings (cases)	25	98	186	1,231	4	224	5,261	1,654	504	155	34	4	3	47	186	118	123	255
			Reopened (cases)	3	7	17	68	1	33	229	84	49	21	3	2	0	8	16	5	18	18
			Grand Total Dispositions	36	106	654	1,190	9	299	5,071	1,477	553	220	29	7	5	64	242	124	181	272
			Total Non-Trial Dispositions	32	101	654	1,161	7	286	4,989	1,462	540	214	28	7	5	61	237	121	180	264
			Total Bench Trial Dispositions	1	4	0	29	0	10	5	1	5	0	0	0	0	0	4	0	0	5
9th Judicial District	Douglas County	Douglas County District Court	Total Jury Trial Dispositions	3	1	0	0	2	3	77	14	8	6	1	0	0	3	1	3	1	3
			New Filings (cases)	0	1	4	7	0	10	12	8	5	1	1	0	0	1	4	0	1	2
			Reopened (cases)	0	0	0	2	0	3	0	0	1	0	1	0	0	0	1	0	1	2
			Grand Total Dispositions	0	1	2	8	0	11	12	5	4	0	1	0	0	1	4	0	3	7
			Total Non-Trial Dispositions	0	1	2	8	0	11	12	5	4	0	1	0	0	1	4	0	3	7
10th Judicial District	Churchill County	Churchill County District Court	Total Bench Trial Dispositions	0	0	0	0	0	0	0	0	0	0	0	0	0	0	0	0	0	0
			Total Jury Trial Dispositions	0	0	0	0	0	0	0	0	0	0	0	0	0	0	0	0	0	0
			New Filings (cases)	0	0	2	3	0	4	7	2	2	1	0	0	0	0	0	0	0	3
			Reopened (cases)	0	0	0	0	0	0	0	0	0	0	0	0	0	0	0	0	0	0
			Grand Total Dispositions	0	0	1	1	0	3	3	1	2	1	0	0	0	0	0	0	0	1
11th Judicial District	Lander County	Lander County District Court	Total Non-Trial Dispositions	0	0	1	1	0	3	3	1	2	1	0	0	0	0	0	0	0	1
			Total Bench Trial Dispositions	0	0	0	0	0	0	0	0	0	0	0	0	0	0	0	0	0	0
			Total Jury Trial Dispositions	0	0	0	0	0	0	0	0	0	0	0	0	0	0	0	0	0	0
			New Filings (cases)	0	0	0	1	0	1	0	0	0	0	0	0	0	1	0	1	0	0
			Reopened (cases)	0	0	0	0	0	0	0	0	0	0	0	0	0	0	0	0	0	0
	Mineral County	Mineral County District Court	Grand Total Dispositions	0	0	0	2	0	0	0	0	0	0	0	0	0	0	0	0	0	0
			Total Non-Trial Dispositions	0	0	0	2	0	0	0	0	0	0	0	0	0	0	0	0	0	0
			Total Bench Trial Dispositions	0	0	0	0	0	0	0	0	0	0	0	0	0	0	0	0	0	0
			Total Jury Trial Dispositions	0	0	0	0	0	0	0	0	0	0	0	0	0	0	0	0	0	0
			New Filings (cases)	0	0	0	3	0	1	1	0	0	0	0	0	0	0	0	0	0	0
	Pershing County	Pershing County District Court	Reopened (cases)	0	0	0	0	0	0	0	0	0	0	0	0	0	0	0	0	0	0
			Grand Total Dispositions	0	0	0	1	0	0	1	0	0	0	0	0	0	0	0	0	0	0
			Total Non-Trial Dispositions	0	0	0	1	0	0	1	0	0	0	0	0	0	0	0	0	0	0
			Total Bench Trial Dispositions	0	0	0	0	0	0	0	0	0	0	0	0	0	0	0	0	0	0
			Total Jury Trial Dispositions	0	0	0	0	0	0	0	0	0	0	0	0	0	0	0	0	0	0
	Pershing County	Pershing County District Court	New Filings (cases)	0	0	0	6	0	5	2	0	0	0	0	0	0	0	1	0	0	2
			Reopened (cases)	0	0	0	0	0	0	0	0	0	0	0	0	0	0	0	0	0	0
			Grand Total Dispositions ^a	0	0	0	4	0	2	1	1	0	1	0	0	0	0	0	0	0	2
			Total Non-Trial Dispositions	0	0	0	4	0	2	1	1	0	1	0	0	0	0	0	0	0	2
			Total Bench Trial Dispositions	0	0	0	0	0	0	0	0	0	0	0	0	0	0	0	0	0	0
			Total Jury Trial Dispositions	0	0	0	0	0	0	0	0	0	0	0	0	0	0	0	0	0	0

^a Includes administrative case closures.

Source: Uniform System for Judicial Records, Nevada AOC, Court Statistics and Analysis Unit.

Table B2-2. Civil Caseload Processed by District Courts in Nevada, Fiscal Year 2024.

District Court Civil Caseload, Probate, Construction Defect, and Contract (1 of 3)			Probate						Construction Defect		Contract						
			Summary Administration	General Administration	Special Administration	Set Aside	Probate Trust/Conservatorship	Other Probate	Chapter 40	Other Construction Defect	Uniform Commercial Code (UCC)	Building and Construction	Insurance Carrier	Commercial Instrument	Collection of Accounts	Employment Contract	Other Contract
Totals^a	Nevada District Courts	New Filings (cases)	1,146	1,054	1,506	1,482	330	821	29	15	16	60	131	29	3,431	32	1,295
		Reopened (cases)	368	379	239	57	18	71	0	0	4	5	4	5	117	2	124
		Grand Total Dispositions	1,471	1,383	1,184	1,379	195	597	28	8	23	62	129	46	2,485	30	1,433
		Total Non-Trial Dispositions	1,470	1,383	1,182	1,378	194	596	27	8	23	60	129	46	2,482	29	1,388
		Total Bench Trial Dispositions	0	0	2	1	1	1	1	0	0	2	0	0	3	0	37
		Total Jury Trial Dispositions	1	0	0	0	0	0	0	0	0	0	0	0	0	1	8
1st Judicial District	Carson City District Court	New Filings (cases)	22	27	24	57	8	1	0	0	0	2	1	0	44	0	10
		Reopened (cases)	17	30	10	2	1	4	0	0	0	0	0	0	2	0	2
		Grand Total Dispositions	30	65	25	35	6	6	0	0	2	2	0	1	22	0	6
		Total Non-Trial Dispositions	30	65	25	34	6	6	0	0	2	2	0	1	21	0	6
		Total Bench Trial Dispositions	0	0	0	1	0	0	0	0	0	0	0	0	1	0	0
		Total Jury Trial Dispositions	0	0	0	0	0	0	0	0	0	0	0	0	0	0	0
	Storey County District Court	New Filings (cases)	4	8	0	2	0	1	0	1	0	0	0	0	3	0	2
		Reopened (cases)	0	0	1	0	0	0	0	0	0	0	0	0	0	0	0
		Grand Total Dispositions	2	3	2	2	0	1	0	0	0	0	0	0	0	0	0
		Total Non-Trial Dispositions	2	3	2	2	0	1	0	0	0	0	0	0	0	0	0
2nd Judicial District	Washoe County District Court	New Filings (cases)	139	158	200	240	80	92	1	1	0	3	5	0	95	2	50
		Reopened (cases)	1	0	2	1	2	1	0	0	2	0	0	0	30	1	7
		Grand Total Dispositions	179	212	271	252	55	101	1	1	2	3	4	0	72	3	41
		Total Non-Trial Dispositions	179	212	271	252	55	101	1	1	2	3	4	0	72	2	40
		Total Bench Trial Dispositions	0	0	0	0	0	0	0	0	0	0	0	0	0	0	1
3rd Judicial District	Lyon County District Court	New Filings (cases)	44	26	25	53	4	13	0	1	0	1	0	0	45	0	17
		Reopened (cases)	2	0	15	2	2	1	0	0	0	0	0	0	1	0	2
		Grand Total Dispositions	52	34	38	44	7	7	0	1	0	0	0	0	23	0	11
		Total Non-Trial Dispositions	52	34	38	44	7	7	0	1	0	0	0	0	23	0	11
		Total Bench Trial Dispositions	0	0	0	0	0	0	0	0	0	0	0	0	0	0	0
4th Judicial District	Elko County District Court ^b	New Filings (cases)	5	5	6	39	2	87^b	0	0	0	0	0	0	23	0	3
		Reopened (cases)	21	7	7	4	0	2	0	0	0	0	0	0	0	0	0
		Grand Total Dispositions	31	13	17	53	5	109	0	0	0	1	1	0	7	0	3
		Total Non-Trial Dispositions	31	13	17	53	5	109	0	0	0	1	1	0	7	0	3
		Total Bench Trial Dispositions	0	0	0	0	0	0	0	0	0	0	0	0	0	0	0
		Total Jury Trial Dispositions	0	0	0	0	0	0	0	0	0	0	0	0	0	0	0

^a Totals reflect aggregate information from the Nevada District Courts. Information contained herein may reflect non-standard reporting and is noted by subsequent footnotes.

^b Due to case management system limitations, most civil cases reported in "Other" categorizations, and most dispositions reported as non-trial dispositions.

Source: Uniform System for Judicial Records, Nevada AOC, Court Statistics and Analysis Unit.

Table B2-2. Civil Caseload Processed by District Courts in Nevada, Fiscal Year 2024.

District Court Civil Caseload, Probate, Construction Defect, and Contract (2 of 3)				Probate						Construction Defect		Contract						
				Summary Administration	General Administration	Special Administration	Set Aside	Probate Trust/Conservatorship	Other Probate	Chapter 40	Other Construction Defect	Uniform Commercial Code (UCC)	Building and Construction	Insurance Carrier	Commercial Instrument	Collection of Accounts	Employment Contract	Other Contract
5th Judicial District	Esmeralda County	Esmeralda County District Court	New Filings (cases)	1	0	0	9	0	1	0	0	0	0	0	0	1	0	0
			Reopened (cases)	0	0	0	0	0	0	0	0	0	0	0	0	0	0	0
			Grand Total Dispositions	0	0	0	0	0	1	0	0	0	0	0	0	0	0	0
			Total Non-Trial Dispositions	0	0	0	0	0	1	0	0	0	0	0	0	0	0	0
			Total Bench Trial Dispositions	0	0	0	0	0	0	0	0	0	0	0	0	0	0	0
			Total Jury Trial Dispositions	0	0	0	0	0	0	0	0	0	0	0	0	0	0	0
	Nye County	Nye County District Court	New Filings (cases)	33	18	63	82	14	93	1	0	0	0	0	0	46	0	22
			Reopened (cases)	31	11	80	0	3	39	0	0	0	0	0	0	0	0	1
			Grand Total Dispositions	56	25	142	81	11	80	0	0	0	0	0	0	10	0	8
			Total Non-Trial Dispositions	56	25	142	81	11	80	0	0	0	0	0	0	10	0	6
			Total Bench Trial Dispositions	0	0	0	0	0	0	0	0	0	0	0	0	0	0	2
			Total Jury Trial Dispositions	0	0	0	0	0	0	0	0	0	0	0	0	0	0	0
6th Judicial District	Humboldt County	Humboldt County District Court	New Filings (cases)	12	7	2	16	3	1	0	0	0	0	0	0	20	0	5
			Reopened (cases)	0	0	0	0	0	0	0	0	0	0	0	0	0	0	0
			Grand Total Dispositions	14	6	3	13	0	1	0	0	0	0	0	0	11	0	4
			Total Non-Trial Dispositions	13	6	3	13	0	1	0	0	0	0	0	0	11	0	4
			Total Bench Trial Dispositions	0	0	0	0	0	0	0	0	0	0	0	0	0	0	0
			Total Jury Trial Dispositions	1	0	0	0	0	0	0	0	0	0	0	0	0	0	0
7th Judicial District	Eureka County	Eureka County District Court	New Filings (cases)	0	1	0	4	1	2	0	0	0	0	0	0	1	0	1
			Reopened (cases)	0	0	0	0	0	0	0	0	0	0	0	0	0	0	0
			Grand Total Dispositions	1	0	0	3	0	2	0	0	0	1	0	0	0	0	0
			Total Non-Trial Dispositions	1	0	0	3	0	2	0	0	0	1	0	0	0	0	0
			Total Bench Trial Dispositions	0	0	0	0	0	0	0	0	0	0	0	0	0	0	0
			Total Jury Trial Dispositions	0	0	0	0	0	0	0	0	0	0	0	0	0	0	0
	Lincoln County	Lincoln County District Court	New Filings (cases)	6	4	4	4	1	1	0	0	0	0	0	0	1	0	1
			Reopened (cases)	0	0	0	0	0	0	0	0	0	0	0	0	0	0	0
			Grand Total Dispositions	2	3	2	5	0	1	0	0	0	0	0	0	0	0	1
			Total Non-Trial Dispositions	2	3	2	5	0	1	0	0	0	0	0	0	0	0	1
			Total Bench Trial Dispositions	0	0	0	0	0	0	0	0	0	0	0	0	0	0	0
			Total Jury Trial Dispositions	0	0	0	0	0	0	0	0	0	0	0	0	0	0	0
	White Pine County	White Pine County District Court	New Filings (cases)	15	6	2	14	1	2	0	0	0	0	0	0	6	0	0
			Reopened (cases)	1	0	3	2	0	0	0	0	0	0	0	0	0	0	0
			Grand Total Dispositions	15	5	3	15	1	2	0	0	0	0	0	0	4	0	0
			Total Non-Trial Dispositions	15	5	3	15	1	1	0	0	0	0	0	0	4	0	0
			Total Bench Trial Dispositions	0	0	0	0	0	1	0	0	0	0	0	0	0	0	0
			Total Jury Trial Dispositions	0	0	0	0	0	0	0	0	0	0	0	0	0	0	0

Source: Uniform System for Judicial Records, Nevada AOC, Court Statistics and Analysis Unit.

Table B2-2. Civil Caseload Processed by District Courts in Nevada, Fiscal Year 2024.

District Court Civil Caseload, Probate, Construction Defect, and Contract (3 of 3)				Probate						Construction Defect		Contract						
				Summary Administration	General Administration	Special Administration	Set Aside	Probate Trust/Conservatorship	Other Probate	Chapter 40	Other Construction Defect	Uniform Commercial Code (UCC)	Building and Construction	Insurance Carrier	Commercial Instrument	Collection of Accounts	Employment Contract	Other Contract
8th Judicial District	Clark County	Clark County District Court	New Filings (cases)	803	722	1,154	851	196	522	26	7	16	51	125	29	3,132	30	1,132
			Reopened (cases)	219	240	81	37	6	17	0	0	2	4	4	5	83	1	111
			Grand Total Dispositions	957	854	616	767	87	270	27	4	19	54	124	45	2,321	27	1,334
			Total Non-Trial Dispositions	957	854	615	767	87	270	26	4	19	52	124	45	2,319	27	1,293
			Total Bench Trial Dispositions	0	0	1	0	0	0	1	0	0	2	0	0	2	0	34
9th Judicial District	Douglas County	Douglas County District Court	Total Jury Trial Dispositions	0	0	0	0	0	0	0	0	0	0	0	0	0	0	7
			New Filings (cases)	17	46	8	50	16	2	1	4	0	2	0	0	0	0	47
			Reopened (cases)	19	65	22	7	3	5	0	0	0	1	0	0	0	0	1
			Grand Total Dispositions	31	115	32	51	15	8	0	2	0	0	0	0	3	0	23
			Total Non-Trial Dispositions	31	115	31	51	14	8	0	2	0	0	0	0	3	0	22
10th Judicial District	Churchill County	Churchill County District Court	Total Bench Trial Dispositions	0	0	1	0	1	0	0	0	0	0	0	0	0	0	0
			Total Jury Trial Dispositions	0	0	0	0	0	0	0	0	0	0	0	0	0	0	1
			New Filings (cases)	38	17	12	35	4	0	0	0	0	0	0	0	14	0	5
			Reopened (cases)	51	26	11	2	1	2	0	0	0	0	0	0	1	0	0
			Grand Total Dispositions	91	42	24	38	8	4	0	0	0	0	0	0	11	0	2
11th Judicial District	Lander County	Lander County District Court	Total Non-Trial Dispositions	91	42	24	38	8	4	0	0	0	0	0	0	11	0	2
			Total Bench Trial Dispositions	0	0	0	0	0	0	0	0	0	0	0	0	0	0	0
			Total Jury Trial Dispositions	0	0	0	0	0	0	0	0	0	0	0	0	0	0	0
			New Filings (cases)	2	3	1	3	0	1	0	0	0	0	0	0	0	0	0
			Reopened (cases)	0	0	0	0	0	0	0	0	0	0	0	0	0	0	0
	Mineral County	Mineral County District Court	Grand Total Dispositions	1	2	0	1	0	1	0	0	0	0	0	0	0	0	0
			Total Non-Trial Dispositions	1	2	0	1	0	1	0	0	0	0	0	0	0	0	0
			Total Bench Trial Dispositions	0	0	0	0	0	0	0	0	0	0	0	0	0	0	0
			Total Jury Trial Dispositions	0	0	0	0	0	0	0	0	0	0	0	0	0	0	0
			New Filings (cases)	2	3	3	14	0	1	0	1	0	0	0	0	0	0	0
	Pershing County	Pershing County District Court	Reopened (cases)	0	0	0	0	0	0	0	0	0	0	0	0	0	0	0
			Grand Total Dispositions	0	2	2	7	0	1	0	0	0	0	0	0	0	0	0
			Total Non-Trial Dispositions	0	2	2	7	0	1	0	0	0	0	0	0	0	0	0
			Total Bench Trial Dispositions	0	0	0	0	0	0	0	0	0	0	0	0	0	0	0
			Total Jury Trial Dispositions	0	0	0	0	0	0	0	0	0	0	0	0	0	0	0
	Pershing County	Pershing County District Court	New Filings (cases)	3	3	2	9	0	1	0	0	0	1	0	0	0	0	0
			Reopened (cases)	6	0	7	0	0	0	0	0	0	0	0	0	0	0	0
			Grand Total Dispositions ^a	9	2	7	12	0	2	0	0	0	1	0	0	1	0	0
			Total Non-Trial Dispositions	9	2	7	12	0	2	0	0	0	1	0	0	1	0	0
			Total Bench Trial Dispositions	0	0	0	0	0	0	0	0	0	0	0	0	0	0	0
			Total Jury Trial Dispositions	0	0	0	0	0	0	0	0	0	0	0	0	0	0	0

^a Includes administrative case closures.

Source: Uniform System for Judicial Records, Nevada AOC, Court Statistics and Analysis Unit.

Table B2-2. Civil Caseload Processed by District Courts in Nevada, Fiscal Year 2024.

District Court Civil Caseload, Judicial Review/Appeal, Civil Writ, and Other Civil (1 of 3)			Judicial Review/Appeal							Civil Writ					Other Civil		
			Petition to Seal Records	Mental Competency	Department of Motor Vehicle Appeal	Worker's Compensation Appeal	Other Nevada State Agency Appeal	Appeal from Lower Court	Other Judicial Review/Appeal	Writ of Habeas Corpus	Writ of Mandamus	Writ of Quo Warranto	Writ of Prohibition	Other Civil Writ	Compromise of Minor's Claim	Foreign Judgment	Other Civil Matters
Totals^a	Nevada District Courts	New Filings (cases)	1,316	190	5	108	137	1,471	179	355	197	2	4	21	2,437	502	3,894
		Reopened (cases)	39	11	0	19	15	76	23	34	9	0	0	1	314	22	362
		Grand Total Dispositions	1,152	177	5	124	222	1,552	284	445	205	0	4	38	2,650	517	3,751
		Total Non-Trial Dispositions	1,152	177	5	124	221	1,552	284	445	205	0	4	38	2,650	516	3,725
		Total Bench Trial Dispositions	0	0	0	0	1	0	0	0	0	0	0	0	0	1	19
		Total Jury Trial Dispositions	0	0	0	0	0	0	0	0	0	0	0	0	0	0	7
1st Judicial District	Carson City District Court	New Filings (cases)	5	0	0	9	20	12	14	0	2	0	0	0	15	3	85
		Reopened (cases)	0	0	0	0	0	2	1	0	0	0	0	0	8	1	1
		Grand Total Dispositions	3	0	0	7	3	7	14	0	1	0	0	0	14	2	43
		Total Non-Trial Dispositions	3	0	0	7	3	7	14	0	1	0	0	0	14	2	43
		Total Bench Trial Dispositions	0	0	0	0	0	0	0	0	0	0	0	0	0	0	0
		Total Jury Trial Dispositions	0	0	0	0	0	0	0	0	0	0	0	0	0	0	0
	Storey County District Court	New Filings (cases)	0	0	0	0	0	0	1	0	2	0	0	0	0	0	3
		Reopened (cases)	0	0	0	0	0	0	0	0	0	0	0	0	0	0	0
		Grand Total Dispositions	0	0	0	0	0	0	0	0	2	0	0	0	0	0	2
		Total Non-Trial Dispositions	0	0	0	0	0	0	0	0	2	0	0	0	0	0	2
		Total Bench Trial Dispositions	0	0	0	0	0	0	0	0	0	0	0	0	0	0	0
		Total Jury Trial Dispositions	0	0	0	0	0	0	0	0	0	0	0	0	0	0	0
2nd Judicial District	Washoe County District Court	New Filings (cases)	96	139	0	0	5	23	23	0	12	0	0	7	166	46	1,317
		Reopened (cases)	17	8	0	2	0	6	3	0	2	0	0	0	3	0	198
		Grand Total Dispositions	20	128	0	5	9	20	49	0	5	0	0	6	177	44	1,018
		Total Non-Trial Dispositions	20	128	0	5	9	20	49	0	5	0	0	6	177	44	1,012
		Total Bench Trial Dispositions	0	0	0	0	0	0	0	0	0	0	0	0	0	0	4
		Total Jury Trial Dispositions	0	0	0	0	0	0	0	0	0	0	0	0	0	0	2
3rd Judicial District	Lyon County District Court	New Filings (cases)	2	0	0	1	2	6	1	2	2	0	0	0	4	10	44
		Reopened (cases)	0	0	0	0	1	0	0	0	0	0	0	0	2	1	0
		Grand Total Dispositions	2	0	0	2	3	5	0	4	4	0	0	0	5	4	29
		Total Non-Trial Dispositions	2	0	0	2	2	5	0	4	4	0	0	0	5	4	29
		Total Bench Trial Dispositions	0	0	0	0	1	0	0	0	0	0	0	0	0	0	0
		Total Jury Trial Dispositions	0	0	0	0	0	0	0	0	0	0	0	0	0	0	0
4th Judicial District	Elko County District Court ^b	New Filings (cases)	1	12	0	0	1	15	2	6	3	0	0	0	5	2	82 ^b
		Reopened (cases)	0	0	0	0	0	0	0	1	0	0	0	0	8	0	0
		Grand Total Dispositions	3	8	0	0	0	4	1	7	1	0	0	0	10	3	99
		Total Non-Trial Dispositions	3	8	0	0	0	4	1	7	1	0	0	0	10	3	99
		Total Bench Trial Dispositions	0	0	0	0	0	0	0	0	0	0	0	0	0	0	0
		Total Jury Trial Dispositions	0	0	0	0	0	0	0	0	0	0	0	0	0	0	0

^a Totals reflect aggregate information from the Nevada District Courts. Information contained herein may reflect non-standard reporting and is noted by subsequent footnotes.^b Due to case management system limitations, most civil cases reported in "Other" categorizations, and most dispositions reported as non-trial dispositions.

Source: Uniform System for Judicial Records, Nevada AOC, Court Statistics and Analysis Unit.

Table B2-2. Civil Caseload Processed by District Courts in Nevada, Fiscal Year 2024.

District Court Civil Caseload, Judicial Review/Appeal, Civil Writ, and Other Civil (2 of 3)				Judicial Review/Appeal							Civil Writ					Other Civil		
				Petition to Seal Records	Mental Competency	Department of Motor Vehicle Appeal	Worker's Compensation Appeal	Other Nevada State Agency Appeal	Appeal from Lower Court	Other Judicial Review/Appeal	Writ of Habeas Corpus	Writ of Mandamus	Writ of Quo Warranto	Writ of Prohibition	Other Civil Writ	Compromise of Minor's Claim	Foreign Judgment	Other Civil Matters
5th Judicial District	Esmeralda County	Esmeralda County District Court	New Filings (cases)	0	0	0	0	0	0	0	0	0	1	0	0	0	0	0
			Reopened (cases)	0	0	0	0	0	0	0	0	0	0	0	0	0	0	0
			Grand Total Dispositions	0	0	0	0	0	0	0	0	0	0	0	0	0	0	0
			Total Non-Trial Dispositions	0	0	0	0	0	0	0	0	0	0	0	0	0	0	0
			Total Bench Trial Dispositions	0	0	0	0	0	0	0	0	0	0	0	0	0	0	0
			Total Jury Trial Dispositions	0	0	0	0	0	0	0	0	0	0	0	0	0	0	0
	Nye County	Nye County District Court	New Filings (cases)	8	0	0	0	0	5	3	0	2	0	0	2	6	6	37
			Reopened (cases)	0	0	0	0	0	1	0	0	0	0	0	0	1	0	1
			Grand Total Dispositions	3	0	0	0	0	5	0	0	0	0	0	1	4	0	10
			Total Non-Trial Dispositions	3	0	0	0	0	5	0	0	0	0	0	1	4	0	10
			Total Bench Trial Dispositions	0	0	0	0	0	0	0	0	0	0	0	0	0	0	0
			Total Jury Trial Dispositions	0	0	0	0	0	0	0	0	0	0	0	0	0	0	0
6th Judicial District	Humboldt County	Humboldt County District Court	New Filings (cases)	0	5	0	0	1	0	2	1	5	0	0	0	0	0	9
			Reopened (cases)	0	1	0	0	0	0	0	0	0	0	0	0	0	0	0
			Grand Total Dispositions	0	7	0	0	2	0	2	6	7	0	0	0	0	0	10
			Total Non-Trial Dispositions	0	7	0	0	2	0	2	6	7	0	0	0	0	0	10
			Total Bench Trial Dispositions	0	0	0	0	0	0	0	0	0	0	0	0	0	0	0
			Total Jury Trial Dispositions	0	0	0	0	0	0	0	0	0	0	0	0	0	0	0
7th Judicial District	Eureka County	Eureka County District Court	New Filings (cases)	0	0	0	0	0	0	2	0	0	0	0	0	2	0	2
			Reopened (cases)	0	0	0	0	0	0	0	0	0	0	0	0	0	0	0
			Grand Total Dispositions	0	0	0	0	0	0	1	0	0	0	0	0	0	0	2
			Total Non-Trial Dispositions	0	0	0	0	0	0	1	0	0	0	0	0	0	0	2
			Total Bench Trial Dispositions	0	0	0	0	0	0	0	0	0	0	0	0	0	0	0
			Total Jury Trial Dispositions	0	0	0	0	0	0	0	0	0	0	0	0	0	0	0
	Lincoln County	Lincoln County District Court	New Filings (cases)	2	0	0	0	0	0	1	1	2	0	0	0	0	0	1
			Reopened (cases)	0	0	0	0	0	0	0	0	0	0	0	0	0	0	0
			Grand Total Dispositions	1	0	0	0	0	0	0	1	0	0	0	0	0	0	1
			Total Non-Trial Dispositions	1	0	0	0	0	0	0	1	0	0	0	0	0	0	1
			Total Bench Trial Dispositions	0	0	0	0	0	0	0	0	0	0	0	0	0	0	0
			Total Jury Trial Dispositions	0	0	0	0	0	0	0	0	0	0	0	0	0	0	0
	White Pine County	White Pine County District Court	New Filings (cases)	2	5	0	0	1	5	0	0	2	0	0	0	1	2	16
			Reopened (cases)	0	0	0	0	0	0	0	0	0	0	0	0	1	3	0
			Grand Total Dispositions	0	4	0	0	0	2	0	3	2	0	0	0	1	3	10
			Total Non-Trial Dispositions	0	4	0	0	0	2	0	3	2	0	0	0	1	2	10
			Total Bench Trial Dispositions	0	0	0	0	0	0	0	0	0	0	0	0	0	1	0
			Total Jury Trial Dispositions	0	0	0	0	0	0	0	0	0	0	0	0	0	0	0

Source: Uniform System for Judicial Records, Nevada AOC, Court Statistics and Analysis Unit.

Table B2-2. Civil Caseload Processed by District Courts in Nevada, Fiscal Year 2024.

District Court Civil Caseload, Judicial Review/Appeal, Civil Writ, and Other Civil (3 of 3)				Judicial Review/Appeal							Civil Writ					Other Civil		
				Petition to Seal Records	Mental Competency	Department of Motor Vehicle Appeal	Worker's Compensation Appeal	Other Nevada State Agency Appeal	Appeal from Lower Court	Other Judicial Review/Appeal	Writ of Habeas Corpus	Writ of Mandamus	Writ of Quo Warranto	Writ of Prohibition	Other Civil Writ	Compromise of Minor's Claim	Foreign Judgment	Other Civil Matters
8th Judicial District	Clark County	Clark County District Court	New Filings (cases)	1,191	0	5	97	103	1,388	125	339	159	1	3	12	2,227	426	2,182
			Reopened (cases)	21	0	0	17	13	63	19	31	4	0	0	1	285	12	155
			Grand Total Dispositions	1,108	0	5	110	203	1,493	211	401	173	0	4	31	2,424	450	2,402
			Total Non-Trial Dispositions	1,108	0	5	110	203	1,493	211	401	173	0	4	31	2,424	450	2,383
			Total Bench Trial Dispositions	0	0	0	0	0	0	0	0	0	0	0	0	0	0	15
9th Judicial District	Douglas County	Douglas County District Court	New Filings (cases)	6	1	0	0	3	7	5	1	2	0	1	0	5	6	48
			Reopened (cases)	1	0	0	0	0	2	0	1	3	0	0	0	5	5	5
			Grand Total Dispositions	7	1	0	0	2	7	5	3	4	0	0	0	9	10	51
			Total Non-Trial Dispositions	7	1	0	0	2	7	5	3	4	0	0	0	9	10	51
			Total Bench Trial Dispositions	0	0	0	0	0	0	0	0	0	0	0	0	0	0	0
10th Judicial District	Churchill County	Churchill County District Court	New Filings (cases)	2	22	0	1	0	8	0	0	2	0	0	0	2	1	12
			Reopened (cases)	0	1	0	0	1	2	0	0	0	0	0	0	1	0	0
			Grand Total Dispositions	4	22	0	0	0	8	0	0	2	0	0	0	3	1	16
			Total Non-Trial Dispositions	4	22	0	0	0	8	0	0	2	0	0	0	3	1	16
			Total Bench Trial Dispositions	0	0	0	0	0	0	0	0	0	0	0	0	0	0	0
11th Judicial District	Lander County	Lander County District Court	New Filings (cases)	0	0	0	0	0	1	0	0	1	0	0	0	1	0	11
			Reopened (cases)	0	0	0	0	0	0	0	0	0	0	0	0	0	0	0
			Grand Total Dispositions	0	1	0	0	0	0	1	1	0	0	0	0	0	0	5
			Total Non-Trial Dispositions	0	1	0	0	0	0	1	1	0	0	0	0	0	0	5
			Total Bench Trial Dispositions	0	0	0	0	0	0	0	0	0	0	0	0	0	0	0
	Mineral County	Mineral County District Court	New Filings (cases)	1	5	0	0	0	0	0	0	0	0	0	0	3	0	14
			Reopened (cases)	0	1	0	0	0	0	0	0	0	0	0	0	0	0	0
			Grand Total Dispositions	1	4	0	0	0	0	0	1	1	0	0	0	3	0	7
			Total Non-Trial Dispositions	1	4	0	0	0	0	0	1	1	0	0	0	3	0	7
			Total Bench Trial Dispositions	0	0	0	0	0	0	0	0	0	0	0	0	0	0	0
	Pershing County	Pershing County District Court	New Filings (cases)	0	1	0	0	1	1	0	5	1	0	0	0	0	0	31
			Reopened (cases)	0	0	0	0	0	0	0	1	0	0	0	0	0	0	2
			Grand Total Dispositions ^a	0	2	0	0	0	1	0	18	3	0	0	0	0	0	46
			Total Non-Trial Dispositions	0	2	0	0	0	1	0	18	3	0	0	0	0	0	45
			Total Bench Trial Dispositions	0	0	0	0	0	0	0	0	0	0	0	0	0	0	0
			Total Jury Trial Dispositions	0	0	0	0	0	0	0	0	0	0	0	0	0	0	1

^a Includes administrative case closures.

Source: Uniform System for Judicial Records, Nevada AOC, Court Statistics and Analysis Unit.

Table B3. Family Caseload Processed by District Courts in Nevada, Fiscal Year 2024.

District Court, Family Caseload (1 of 3)			Domestic Relations Case													Mental Health Case	Guardianships Case	Totals	
			Marriage Dissolution	Paternity	Visitation (Non-Divorce)	Adoptions	Custody (Non-Divorce)	Support			TPR ^a		Protection Orders		Other Domestic Relations				
								IV-D UIFSA	IV-D Intrastate	Other Support	State Initiated (TPR) Petition	Other (TPR) Petition	Request for Domestic Violence Protective Orders (TPOs)	High-Risk Protection Orders					
Totals ^b	Nevada District Courts	New Filings (cases)	15,987	3,457	110	1,174	804	1,062	2,581	24	146	418	11,775	25	3,508	7,584	3,066	51,721	
		Reopened (cases)	4,410	2,056	26	72	543	1,064	962	31	12	37	161	0	354	5,581	2,706	18,015	
		Grand Total Dispositions	19,218	5,344	110	1,181	851	1,641	3,620	65	133	424	11,430	21	3,668	12,358	5,690	65,754	
		Total Non-Trial Dispositions	18,771	5,084	102	1,088	798	1,630	3,600	65	122	405	11,430	21	3,642	12,135	5,398	64,291	
		Total Trial Dispositions	447	260	8	93	53	11	20	0	11	19	0	0	26	223	292	1,463	
1st Judicial District	Carson City	Carson City District Court	New Filings (cases)	330	6	0	68	90	29	30	5	27	17	107	1	50	64	86	910
		Reopened (cases)	108	2	0	11	51	39	59	23	1	0	3	0	2	1	170	470	
		Grand Total Dispositions	346	8	1	68	97	60	90	24	29	14	66	0	39	43	172	1,057	
		Total Non-Trial Dispositions	346	8	1	68	97	60	88	24	28	14	66	0	39	43	172	1,054	
	Total Trial Dispositions	0	0	0	0	0	0	2	0	1	0	0	0	0	0	0	0	3	
	Storey County	Storey County District Court	New Filings (cases)	7	1	0	1	0	0	0	0	0	0	2	0	1	1	2	15
		Reopened (cases)	2	1	0	0	0	0	0	0	0	0	1	0	0	0	0	4	
		Grand Total Dispositions	11	2	0	0	0	0	0	0	0	0	1	0	4	0	1	19	
		Total Non-Trial Dispositions	11	2	0	0	0	0	0	0	0	0	1	0	4	0	1	19	
		Total Trial Dispositions	0	0	0	0	0	0	0	0	0	0	0	0	0	0	0	0	
2nd Judicial District		Washoe County	Washoe County District Court	New Filings (cases)	1,890	13	31	178	516	565 ^c	(c)	1	103	0	2,110	12	121	2,180	544
	Reopened (cases)		692	14	3	4	391	673		1	0	0	89	0	2	0	54	1,923	
	Grand Total Dispositions		1,793	10	23	150	505	880		1	96	0	2,102	11	111	2,153	453	8,288	
	Total Non-Trial Dispositions		1,747	10	20	70	462	875		1	86	0	2,102	11	100	1,931	195	7,610	
	Total Trial Dispositions		46	0	3	80	43	5		0	10	0	0	0	11	222	258	678	
3rd Judicial District	Lyon County	Lyon County District Court	New Filings (cases)	204	1	1	11	66	58	66	0	0	11	7	0	32	0	52	509
		Reopened (cases)	68	0	2	0	46	38	116	0	0	0	0	0	0	0	140	410	
		Grand Total Dispositions	254	2	3	11	99	83	204	1	0	7	4	0	32	0	209	909	
		Total Non-Trial Dispositions	250	2	3	11	98	83	204	1	0	6	4	0	32	0	209	903	
		Total Trial Dispositions	4	0	0	0	1	0	0	0	0	1	0	0	0	0	0	6	
4th Judicial District	Elko County	Elko County District Court ^d	New Filings (cases)	127	0	2	29	22	4	30	5	15	3	1	0	247 ^d	0	59	544
		Reopened (cases)	40	1	0	4	8	15	36	0	11	0	1	0	105	0	94	315	
		Grand Total Dispositions	131	2	1	24	32	19	65	2	8	6	2	0	336 ^d	0	135	763 ^d	
		Total Non-Trial Dispositions	127	2	1	24	32	19	65	2	8	6	2	0	336	0	135	759	
		Total Trial Dispositions	4	0	0	0	0	0	0	0	0	0	0	0	0	0	0	4	

^a NRS Chapter 128 allows termination of parental rights through motion in existing juvenile child abuse and neglect cases (Table B4). These terminations through motion are not reported separately in these tables.

^b Totals reflect aggregate information from the Nevada District Courts. Information contained herein may reflect non-standard reporting and is noted by subsequent footnotes.

^c All IV-D matters reported in the IV-D UIFSA case type.

^d Due to case management system limitations, most family cases reported in Other Domestic Relations, and most dispositions reported as non-trial dispositions.

Source: Uniform System for Judicial Records, Nevada AOC, Court Statistics and Analysis Unit.

Table B3. Family Caseload Processed by District Courts in Nevada, Fiscal Year 2024.

District Court, Family Caseload (2 of 3)				Domestic Relations Case												Mental Health Case	Guardianships Case	Totals	
				Marriage Dissolution	Paternity	Visitation (Non-Divorce)	Adoptions	Custody (Non-Divorce)	Support			TPR ^a		Protection Orders					Other Domestic Relations
									IV-D UIFSA	IV-D Intrastate	Other Support	State Initiated (TPR) Petition	Other (TPR) Petition	Request for Domestic Violence Protective Orders (TPOs)	High-Risk Protection Orders				
5th Judicial District	Esmeralda County	Esmeralda County District Court	New Filings (cases)	4	0	0	0	1	0	0	0	0	0	0	0	0	2	0	7
			Reopened (cases)	0	0	0	0	0	0	0	0	0	0	0	0	0	0	0	0
			Grand Total Dispositions	0	0	0	0	0	0	0	0	0	0	0	0	0	0	0	0
			Total Non-Trial Dispositions	0	0	0	0	0	0	0	0	0	0	0	0	0	0	0	0
			Total Trial Dispositions	0	0	0	0	0	0	0	0	0	0	0	0	0	0	0	0
	Nye County	Nye County District Court	New Filings (cases)	188	0	0	12	32	82	9	0	0	4	3	0	43	0	43	416
			Reopened (cases)	19	0	0	1	7	0	0	0	0	1	0	0	1	0	11	40
			Grand Total Dispositions	175	1	0	9	32	0	0	0	0	6	0	0	34	0	52	309
			Total Non-Trial Dispositions	175	1	0	8	31	0	0	0	0	6	0	0	34	0	45	300
			Total Trial Dispositions	0	0	0	1	1	0	0	0	0	0	0	0	0	0	7	9
6th Judicial District	Humboldt County	Humboldt County District Court	New Filings (cases)	181	4	0	5	20	6	29	8	0	8	18	0	19	0	18	316
			Reopened (cases)	23	0	0	0	2	9	26	5	0	0	0	0	0	0	1	66
			Grand Total Dispositions	178	0	0	5	13	10	38	28	0	4	15	0	15	0	10	316
			Total Non-Trial Dispositions	178	0	0	5	13	10	38	28	0	4	15	0	15	0	10	316
			Total Trial Dispositions	0	0	0	0	0	0	0	0	0	0	0	0	0	0	0	0
7th Judicial District	Eureka County	Eureka County District Court	New Filings (cases)	13	0	0	0	2	0	0	0	0	1	0	3	2	0	0	21
			Reopened (cases)	3	0	0	0	0	0	0	0	0	0	0	0	0	0	1	4
			Grand Total Dispositions	11	0	0	1	0	0	0	0	0	0	0	1	0	0	1	14
			Total Non-Trial Dispositions	11	0	0	1	0	0	0	0	0	0	0	1	0	0	1	14
			Total Trial Dispositions	0	0	0	0	0	0	0	0	0	0	0	0	0	0	0	0
	Lincoln County	Lincoln County District Court	New Filings (cases)	13	0	0	2	3	0	1	0	0	1	0	0	2	0	6	28
			Reopened (cases)	1	0	0	0	0	0	0	0	0	0	0	0	0	0	0	1
			Grand Total Dispositions	12	0	0	3	1	0	0	0	0	1	0	0	2	0	0	19
			Total Non-Trial Dispositions	12	0	0	2	1	0	0	0	0	1	0	0	1	0	0	17
			Total Trial Dispositions	0	0	0	1	0	0	0	0	0	0	0	0	1	0	0	2
	White Pine County	White Pine County District Court	New Filings (cases)	38	1	0	3	5	1	7	0	0	5	0	0	0	5	9	74
			Reopened (cases)	15	0	0	1	8	6	9	0	0	0	0	0	0	0	2	41
			Grand Total Dispositions	47	0	0	5	10	6	20	0	0	1	0	0	0	4	10	103
			Total Non-Trial Dispositions	41	0	0	0	7	0	2	0	0	0	0	0	0	3	7	60
			Total Trial Dispositions	6	0	0	5	3	6	18	0	0	1	0	0	0	1	3	43

^a NRS Chapter 128 allows termination of parental rights through motion in existing juvenile child abuse and neglect cases (Table B4). These terminations through motion are not reported separately in these tables.
Source: Uniform System for Judicial Records, Nevada AOC, Court Statistics and Analysis Unit.

Table B3. Family Caseload Processed by District Courts in Nevada, Fiscal Year 2024.

District Court, Family Caseload (3 of 3)				Domestic Relations Case												Mental Health Case	Guardianships Case	Totals	
				Marriage Dissolution	Paternity	Visitation (Non-Divorce)	Adoptions	Custody (Non-Divorce)	Support			TPR ^a		Protection Orders					Other Domestic Relations
									IV-D UIFSA	IV-D Intrastate	Other Support	State Initiated (TPR) Petition	Other (TPR) Petition	Request for Domestic Violence Protective Orders (TPOs)	High-Risk Protection Orders				
8th Judicial District	Clark County	Clark County District Court	New Filings (cases)	12,213	3,282	75	829	0 ^f	276	2,358	2	0	352	9,509	9	2,972	5,309	2,186	39,372
			Reopened (cases)	3,286	2,035	21	45	0	209	647	0	0	36	65	0	243	5,578	2,033	14,198
			Grand Total Dispositions	15,327	5,165	81	869	0	459	3,082	1	0	371	9,220	9	3,080	10,138	4,393	52,195
			Total Non-Trial Dispositions	14,962	4,905	76	864	0	459	3,082	1	0	354	9,220	9	3,066	10,138	4,371	51,507
			Total Trial Dispositions	365	260	5	5	0	0	0	0	17	0	0	14	0	22	688	
9th Judicial District	Douglas County	Douglas County District Court	New Filings (cases)	350	145	0	14	0	19	0	0	0	0	0	0	0	12	12	552
			Reopened (cases)	73	3	0	6	0	2	2	0	0	0	0	0	0	2	162	250
			Grand Total Dispositions	436	152	0	16	0	22	7	0	0	0	0	0	0	9	180	822
			Total Non-Trial Dispositions	420	152	0	16	0	22	7	0	0	0	0	0	0	9	179	805
			Total Trial Dispositions	16	0	0	0	0	0	0	0	0	0	0	0	0	1	17	
10th Judicial District	Churchill County	Churchill County District Court	New Filings (cases)	377	2	0	16	33	21	25	1	1	13	18	0	16	11	26	560
			Reopened (cases)	62	0	0	0	25	72	55	1	0	0	2	0	1	0	35	253
			Grand Total Dispositions	439	2	0	17	54	101	84	2	0	12	20	0	13	11	57	812
			Total Non-Trial Dispositions	437	2	0	17	50	101	84	2	0	12	20	0	13	11	57	806
			Total Trial Dispositions	2	0	0	0	4	0	0	0	0	0	0	0	0	0	6	
11th Judicial District	Lander County	Lander County District Court	New Filings (cases)	36	1	1	2	6	0	0	0	0	2	0	0	2	0	4	54
			Reopened (cases)	11	0	0	0	0	0	0	0	0	0	0	0	0	0	0	11
			Grand Total Dispositions	24	0	1	1	1	0	0	0	0	0	0	0	1	0	1	29
			Total Non-Trial Dispositions	23	0	1	1	1	0	0	0	0	0	0	0	1	0	1	28
					Total Trial Dispositions	1	0	0	0	0	0	0	0	0	0	0	0	0	1
	Mineral County	Mineral County District Court	New Filings (cases)	10	0	0	2	4	1	13	0	0	0	0	0	0	0	8	38
			Reopened (cases)	2	0	0	0	4	1	3	0	0	0	0	0	0	0	3	13
			Grand Total Dispositions	14	0	0	1	3	0	9	2	0	2	0	0	1	0	5	37
			Total Non-Trial Dispositions	11	0	0	0	2	0	9	2	0	2	0	0	1	0	5	32
					Total Trial Dispositions	3	0	0	1	1	0	0	0	0	0	0	0	0	5
	Pershing County	Pershing County District Court	New Filings (cases)	6	1	0	2	4	0	13	2	0	1	0	0	1	0	11	41
			Reopened (cases)	5	0	0	0	1	0	9	1	0	0	0	0	0	0	0	16
			Grand Total Dispositions	20	0	0	1	4	1	21	4	0	0	0	0	0	0	11	62
			Total Non-Trial Dispositions	20	0	0	1	4	1	21	4	0	0	0	0	0	0	10	61
					Total Trial Dispositions	0	0	0	0	0	0	0	0	0	0	0	0	1	1

^a NRS Chapter 128 allows termination of parental rights through motion in existing juvenile child abuse and neglect cases (Table B4). These terminations through motion are not reported separately in these tables.

^f Court collects custody actions in other case types.

Source: Uniform System for Judicial Records, Nevada AOC, Court Statistics and Analysis Unit.

Table B4. Juvenile Caseload Processed by District Courts in Nevada, Fiscal Year 2024.

District Court, Juvenile Non-Traffic Caseload (1 of 3)			Delinquency					Status Petition	Dependency/ Child Victim ^a			Miscellaneous Petition	Protection Orders	Totals	Hearings			
			Person	Property	Drug	Public Order	Other Delinquency		Child Abuse/ Neglect Petition	Dependent (no fault)	Other Dependency Child Victim				Informal Hearings (Involving a Judicial Officer)	Detention Hearings	Extradition Hearings	Protective Custody Hearings
Totals^b	Nevada District Courts	New Filings (cases)	2,006	1,306	350	230	1,153	277	1,699	2	11	75	76	7,185	263	2,984	0	1,856
		Reopened (cases)	682	507	96	75	323	8	271	0	6	0	1	1,969				
		Charges	3,853	3,562	731	649	3,886	291	-	-	-	-	-	12,972				
		Grand Total Dispositions	2,460	1,817	497	274	1,346	246	2,237	2	13	61	76	9,029				
		Total Non-Trial Dispositions	2,449	1,814	495	274	1,346	245	2,089	2	13	56	76	8,859				
		Total Trial Dispositions	11	3	2	0	0	1	148	0	0	5	0	170				
1st Judicial District	Carson City District Court	New Filings (cases)	62	15	5	15	9	0	13	0	0	6	ND	125	0	225	0	13
		Reopened (cases)	20	22	6	5	5	0	94	0	0	0		152				
		Charges	98	25	8	23	24	0	-	-	-	0		178				
		Grand Total Dispositions	50	20	9	16	9	4	104	0	0	0		212				
		Total Non-Trial Dispositions	49	20	8	16	9	4	104	0	0	0		210				
		Total Trial Dispositions	1	0	1	0	0	0	0	0	0	0		2				
	Storey County District Court	New Filings (cases)	0	0	0	0	0	0	1	0	0	0	ND	1	0	0	0	1
		Reopened (cases)	0	0	0	0	0	0	2	0	0	0		2				
		Charges	0	0	0	0	0	0	-	-	-	0		0				
		Grand Total Dispositions	0	0	0	0	0	0	2	0	0	0		2				
2nd Judicial District	Washoe County District Court	New Filings (cases)	440	191	122	22	132	ND	298^c	(c)	(c)	0	62	1,267	0	473^d	(d)	316
		Reopened (cases) ^f	1	0	0	0	0		0			0	0	1 ^f				
		Charges	734	412	289	73	518		-			0	0	2,026				
		Grand Total Dispositions	449	232	150	19	129		523			0	61	1,563				
		Total Non-Trial Dispositions	448	232	150	19	129		439			0	61	1,478				
		Total Trial Dispositions	1	0	0	0	0		84			0	0	85				
3rd Judicial District	Lyon County District Court	New Filings (cases)	59	60	14	14	17	48	2	1	2	0	ND	217	0	97	0	0
		Reopened (cases)	9	12	6	2	1	1	0	0	0	0		31				
		Charges	81	85	26	20	21	55	-	-	-	0		288				
		Grand Total Dispositions	55	73	32	14	11	61	17	0	0	0		263				
		Total Non-Trial Dispositions	55	73	32	14	11	61	17	0	0	0		263				
		Total Trial Dispositions	0	0	0	0	0	0	0	0	0	0		0				
4th Judicial District	Elko County District Court ^g	New Filings (cases)	11	9	2	2	47^g	16	1	0	8	0	0	96	0	20	0	4
		Reopened (cases)	3	5	0	0	5	0	9	0	1	0	0	23				
		Charges	13	14	2	13	49	16	-	-	-	0	0	107				
		Grand Total Dispositions^h	12	9	5	3	108^g	9	3	0	4	0	0	153^h				
		Total Non-Trial Dispositions	12	9	5	3	108	9	3	0	4	0	0	153				
		Total Trial Dispositions	0	0	0	0	0	0	0	0	0	0	0	0				

^a May include termination of parental right actions filed through motion per NRS Chapter 128 in existing child abuse/neglect cases. These terminations through motion are not reported separately on this table.

^b Totals reflect aggregate information from the Nevada District Courts. Information contained herein may reflect non-standard reporting and is noted by subsequent footnotes. Delinquency case types determined by the USJR charge hierarchy defined in the Nevada Courts Statistical Reporting Dictionary.

^c All Dependency/ Child Victim matters reported in the Child Abuse/Neglect Petition case type.

^d Detention hearings include extradition hearings counts.

^f Reopened (cases) under-reported.

^g Due to case management system limitations, most delinquency cases reported in Other Delinquency, and most dispositions reported as non-trial dispositions.

^h Includes administrative case closures.

ND No Data.

Source: Uniform System for Judicial Records, Nevada AOC, Court Statistics and Analysis Unit.

Table B4. Juvenile Caseload Processed by District Courts in Nevada, Fiscal Year 2024.

District Court, Juvenile Non-Traffic Caseload (2 of 3)				Delinquency					Dependency/ Child Victim ^a				Miscellaneous Petition	Protection Orders	Totals	Hearings			
				Person	Property	Drug	Public Order	Other Delinquency	Status Petition	Child Abuse/ Neglect Petition	Dependent (no fault)	Other Dependency Child Victim				Informal Hearings (Involving a Judicial Officer)	Detention Hearings	Extradition Hearings	Protective Custody Hearings
5th Judicial District	Esmeralda County	Esmeralda County District Court	New Filings (cases)	0	0	0	0	0	0	0	0	0	0	ND	0	0	0	0	0
			Reopened (cases)	0	0	0	0	0	0	0	0	0	0		0				
			Charges	0	0	0	0	0	0	-	-	-	0		0				
			Grand Total Dispositions	0	0	0	0	0	0	0	0	0	0		0				
			Total Non-Trial Dispositions	0	0	0	0	0	0	0	0	0	0		0				
			Total Trial Dispositions	0	0	0	0	0	0	0	0	0	0		0				
	Nye County	Nye County District Court	New Filings (cases)	39	4	9	9	34	126	21	0	0	25	ND	267	0	0	0	0
			Reopened (cases)	1	0	0	0	0	0	1	0	0	0		2				
			Charges	55	5	13	13	42	126	-	-	-	0		254				
			Grand Total Dispositions	22	7	9	4	11	88	11	0	0	12		164				
			Total Non-Trial Dispositions	22	7	9	4	11	88	11	0	0	12		164				
			Total Trial Dispositions	0	0	0	0	0	0	0	0	0	0		0				
6th Judicial District	Humboldt County	Humboldt County District Court	New Filings (cases)	36	9	4	38	0	0	13	0	0	13	ND	113	0	24	0	0
			Reopened (cases)	0	0	0	0	0	0	0	0	0	0		0				
			Charges	51	23	5	44	0	0	-	-	-	0		123				
			Grand Total Dispositions	29	8	5	24	0	0	10	0	0	12		88				
			Total Non-Trial Dispositions	29	8	5	24	0	0	10	0	0	12		88				
7th Judicial District	Eureka County	Eureka County District Court	New Filings (cases)	1	0	0	0	3	0	0	0	0	0	ND	4	0	0	0	0
			Reopened (cases)	0	0	0	0	0	0	0	0	0	0		0				
			Charges	1	0	0	0	5	0	-	-	-	0		6				
			Grand Total Dispositions	0	0	0	0	1	0	1	0	0	0		2				
			Total Non-Trial Dispositions	0	0	0	0	1	0	1	0	0	0		2				
	Lincoln County	Lincoln County District Court	New Filings (cases)	1	0	2	0	1	0	1	0	0	0	ND	5	0	0	0	1
			Reopened (cases)	0	0	0	0	0	0	0	0	0	0		0				
			Charges	1	0	2	0	1	0	-	-	-	0		4				
			Grand Total Dispositions	0	0	1	0	1	0	1	0	0	0		3				
			Total Non-Trial Dispositions	0	0	1	0	1	0	1	0	0	0		3				
	White Pine County	White Pine County District Court	New Filings (cases)	31	24	5	2	50	34	2	0	0	1	ND	149	0	0	0	0
			Reopened (cases)	2	2	1	0	2	0	2	0	0	0		9				
			Charges	41	39	7	2	50	35	-	-	-	0		174				
			Grand Total Dispositions	28	26	7	5	36	32	5	0	0	2		141				
			Total Non-Trial Dispositions	28	26	7	5	36	31	5	0	0	2		140				
			Total Trial Dispositions	0	0	0	0	0	1	0	0	0	0		1				

^a May include termination of parental right actions filed through motion per NRS Chapter 128 in existing child abuse/neglect cases. These terminations through motion are not reported separately on this table.

ND No Data.

Source: Uniform System for Judicial Records, Nevada AOC, Court Statistics and Analysis Unit.

Table B4. Juvenile Caseload Processed by District Courts in Nevada, Fiscal Year 2024.

District Court, Juvenile Non-Traffic Caseload (3 of 3)				Delinquency					Status Petition	Dependency/ Child Victim ^a			Miscellaneous Petition	Protection Orders	Totals	Hearings			
				Person	Property	Drug	Public Order	Other Delinquency		Child Abuse/ Neglect Petition	Dependent (no fault)	Other Dependency Child Victim				Informal Hearings (Involving a Judicial Officer)	Detention Hearings	Extradition Hearings	Protective Custody Hearings
8th Judicial District	Clark County	Clark County District Court	New Filings (cases)	1,236	925	175	116	788	ND	1,333	1	0	22	ND	4,596	ND	2,070	0	1,514
			Reopened (cases)	620	456	79	48	290		105	0	0	0		1,598				
			Charges	2,666	2,854	360	439	3,016		-	-	-	0		9,335				
			Grand Total Dispositions	1,699	1,378	262	153	966		1,492	2	0	26		5,978				
			Total Non-Trial Dispositions	1,690	1,375	261	153	966		1,429	2	0	21		5,897				
			Total Trial Dispositions	9	3	1	0	0		63	0	0	5		81				
9th Judicial District	Douglas County	Douglas County District Court	New Filings (cases)	20	16	7	3	33	0	1	0	1	8	2	91	0	24	0	0
			Reopened (cases)	1	1	0	2	11	0	3	0	5	0	0	23				
			Charges	21	25	10	4	51	5	-	-	-	0	0	116				
			Grand Total Dispositions	23	15	8	6	39	0	5	0	9	8	2	115				
			Total Non-Trial Dispositions	23	15	8	6	39	0	5	0	9	8	2	115				
			Total Trial Dispositions	0	0	0	0	0	0	0	0	0	0	0	0				
10th Judicial District	Churchill County	Churchill County District Court	New Filings (cases)	52	30	2	8	17	53	8	0	0	0	12	182	263	34	0	7
			Reopened (cases)	25	6	4	18	7	7	55	0	0	0	1	123				
			Charges	66	47	2	17	27	54	-	-	-	0	0	213				
			Grand Total Dispositions	80	32	6	27	23	52	60	0	0	0	13	293				
			Total Non-Trial Dispositions	80	32	6	27	23	52	59	0	0	0	13	292				
			Total Trial Dispositions	0	0	0	0	0	0	1	0	0	0	0	1				
11th Judicial District	Lander County	Lander County District Court	New Filings (cases)	2	1	1	0	10	0	2	0	0	0	ND	16	0	3	0	0
			Reopened (cases)	0	0	0	0	0	0	0	0	0	0		0				
			Charges	2	1	1	0	15	0	-	-	-	0		19				
			Grand Total Dispositions	0	0	1	0	2	0	2	0	0	0		5				
			Total Non-Trial Dispositions	0	0	1	0	2	0	2	0	0	0		5				
			Total Trial Dispositions	0	0	0	0	0	0	0	0	0	0		0				
	Mineral County	Mineral County District Court	New Filings (cases)	13	7	0	0	7	0	0	0	0	0	ND	27	0	10	0	0
			Reopened (cases)	0	1	0	0	0	0	0	0	0	0		1				
			Charges	20	8	0	0	12	0	-	-	-	0		40				
			Grand Total Dispositions	11	4	0	1	2	0	0	0	0	0		18				
			Total Non-Trial Dispositions	11	4	0	1	2	0	0	0	0	0		18				
			Total Trial Dispositions	0	0	0	0	0	0	0	0	0	0		0				
	Pershing County	Pershing County District Court	New Filings (cases)	3	15	2	1	5	0	3	0	0	0	ND	29	0	4	0	0
			Reopened (cases)	0	2	0	0	2	0	0	0	0	0		4				
			Charges	3	24	6	1	55	0	-	-	-	0		89				
			Grand Total Dispositions	2	13	2	2	8	0	1	0	0	1		29				
			Total Non-Trial Dispositions	2	13	2	2	8	0	1	0	0	1		29				
			Total Trial Dispositions	0	0	0	0	0	0	0	0	0	0		0				

^a May include termination of parental right actions filed through motion per NRS Chapter 128 in existing child abuse/neglect cases. These terminations through motion are not reported separately on this table.

ND No Data.

Source: Uniform System for Judicial Records, Nevada AOC, Court Statistics and Analysis Unit.

Table B5-1. Criminal Caseload Processed by Justice Courts in Nevada, Fiscal Year 2024.

Justice Court, Criminal Caseload, Aggregate (1 of 4)				Felony, Total	Gross Misdemeanor, Total	Misdemeanor (Non-Traffic), Total	Criminal Case Totals	Traffic, Infraction, and Parking Totals
Totals ^a	Nevada Justice Courts	New Filings (cases)	27,180	4,182	32,972	64,334	211,456	
		Reopened (cases)	2,178	605	2,669	5,452	499	
		Charges	60,428	8,854	48,293	117,575	228,310	
		Grand Total Dispositions	29,930	4,524	36,411	70,865	195,914	
		Total Non-Trial Dispositions	29,923	4,521	36,154	70,598	195,798	
		Total Trial Dispositions	7	3	257	267	116	
1st Judicial District	Carson City	Carson City Justice Court ^b	New Filings (cases)	826	104	989	1,919	7,460
			Reopened (cases)	11	3	9	23	9
			Charges	1,318	211	1,795	3,324	8,785
			Grand Total Dispositions	689	89	951	1,729	7,670
			Total Non-Trial Dispositions	689	89	933	1,711	7,666
			Total Trial Dispositions	0	0	18	18	4
	Storey County	Virginia City Justice Court	New Filings (cases)	46	11	208	265	2,469
			Reopened (cases)	0	0	0	0	1
			Charges	69	20	252	341	2,857
			Grand Total Dispositions	34	10	186	230	2,705
			Total Non-Trial Dispositions	34	10	184	228	2,703
			Total Trial Dispositions	0	0	2	2	2
2nd Judicial District	Washoe County	Incline Village Justice Court	New Filings (cases)	19	7	115	141	1,237
			Reopened (cases)	7	3	44	54	4
			Charges	38	14	144	196	1,292
			Grand Total Dispositions	26	7	157	190	1,164
			Total Non-Trial Dispositions	26	7	154	187	1,164
			Total Trial Dispositions	0	0	3	3	0
		Reno Justice Court	New Filings (cases)	1,763	270	1,851	3,884	15,732
			Reopened (cases)	458	98	534	1,090	44
			Charges	2,881	453	3,031	6,365	17,758
			Grand Total Dispositions	2,436	409	2,599	5,444	15,354
			Total Non-Trial Dispositions	2,436	409	2,572	5,417	15,347
			Total Trial Dispositions	0	0	27	27	7
		Sparks Justice Court	New Filings (cases)	851	117	1,006	1,974	4,111
			Reopened (cases)	211	57	248	516	33
			Charges	1,321	185	1,550	3,056	5,152
			Grand Total Dispositions	1,143	195	1,443	2,781	4,301
			Total Non-Trial Dispositions	1,143	195	1,422	2,760	4,300
			Total Trial Dispositions	0	0	21	21	1
		Wadsworth Justice Court	New Filings (cases)	0	0	73	73	2,567
			Reopened (cases)	0	0	10	10	28
			Charges	0	0	83	83	2,793
			Grand Total Dispositions	0	0	51	51	2,171
			Total Non-Trial Dispositions	0	0	51	51	2,169
			Total Trial Dispositions	0	0	0	0	2
3rd Judicial District	Lyon County	Canal Justice Court	New Filings (cases)	134	26	248	408	1,066
			Reopened (cases)	10	2	1	13	3
			Charges	201	42	320	563	1,408
			Grand Total Dispositions	168	36	265	469	1,158
			Total Non-Trial Dispositions	168	36	261	465	1,157
			Total Trial Dispositions	0	0	4	4	1
		Dayton Justice Court	New Filings (cases)	72	19	347	438	1,855
			Reopened (cases)	4	2	1	7	1
			Charges	88	31	488	607	2,279
			Grand Total Dispositions	108	24	395	527	1,880
			Total Non-Trial Dispositions	108	24	390	522	1,879
			Total Trial Dispositions	0	0	5	5	1
		Walker River Justice Court	New Filings (cases)	104	28	391	523	1,586
			Reopened (cases)	7	0	1	8	1
			Charges	191	51	692	934	1,920
			Grand Total Dispositions	133	20	397	550	1,694
			Total Non-Trial Dispositions	133	20	386	539	1,691
			Total Trial Dispositions	0	0	11	11	3

^a Totals reflect aggregate information from the Nevada Justice Courts. Information contained herein may reflect non-standard reporting and is noted by subsequent footnotes. Case types determined by the USJR charge hierarchy defined in the Nevada Courts Statistical Reporting Dictionary. Civil Infraction reporting began January 2023.

^b Carson City is a consolidated municipality and the justice court includes municipal court information. Statistics are reported in the justice court tables only.

Source: Uniform System for Judicial Records, Nevada AOC, Court Statistics and Analysis Unit.

Table B5-1. Criminal Caseload Processed by Justice Courts in Nevada, Fiscal Year 2024.

Justice Court, Criminal Caseload, Aggregate (2 of 4)				Felony, Total	Gross Misdemeanor, Total	Misdemeanor (Non-Traffic), Total	Criminal Case Totals	Traffic, Infraction, and Parking Totals
4th Judicial District	Elko County	Carlin Justice Court	New Filings (cases)	0	2	37	39	138
			Reopened (cases)	0	0	0	0	0
			Charges	0	2	62	64	168
			Grand Total Dispositions ^c	0	1	56	57 ^c	184 ^c
			Total Non-Trial Dispositions	0	1	55	56	182
			Total Trial Dispositions	0	0	1	1	2
		Eastline Justice Court	New Filings (cases)	0	0	61	61	379
			Reopened (cases)	0	0	0	0	0
			Charges	0	0	80	80	435
			Grand Total Dispositions ^c	0	0	92	92 ^c	348
			Total Non-Trial Dispositions	0	0	91	91	348
			Total Trial Dispositions	0	0	1	1	0
		Elko Justice Court	New Filings (cases)	508	7	617	1,132	2,517
			Reopened (cases)	59	0	292	351	55
			Charges ^d	533	14	636	1,183 ^d	2,562 ^d
			Grand Total Dispositions ^f	656	3	771	1,430 ^f	2,390 ^f
			Total Non-Trial Dispositions	656	3	761	1,420	2,355
			Total Trial Dispositions	0	0	10	10	35
		Wells Justice Court	New Filings (cases)	0	0	79	79	2,724
			Reopened (cases)	0	0	2	2	4
			Charges	0	0	109	109	2,826
			Grand Total Dispositions	0	0	87	87	3,638 ^c
			Total Non-Trial Dispositions	0	0	86	86	3,626
			Total Trial Dispositions	0	0	1	1	12
	Nye County	Esmeralda Justice Court	New Filings (cases)	9	3	15	27	1,515
			Reopened (cases)	0	0	0	0	3
			Charges	30	9	22	61	1,612
			Grand Total Dispositions ^c	12	1	25	38 ^c	1,511
			Total Non-Trial Dispositions	12	1	23	36	1,506
			Total Trial Dispositions	0	0	2	2	5
		Beatty Justice Court	New Filings (cases)	13	1	55	69	1,616
			Reopened (cases)	0	0	0	0	1
			Charges	26	4	67	97	1,713
			Grand Total Dispositions ^c	34	4	87	125 ^c	1,387
			Total Non-Trial Dispositions	34	4	87	125	1,387
			Total Trial Dispositions	0	0	0	0	0
		Pahrump Justice Court	New Filings (cases)	472	71	482	1,025	5,009
			Reopened (cases)	81	19	97	197	57
			Charges	789	109	756	1,654	5,425
			Grand Total Dispositions ^c	713	131	876	1,720 ^c	4,851
			Total Non-Trial Dispositions	713	131	870	1,714	4,847
			Total Trial Dispositions	0	0	6	6	4
		Tonopah Justice Court	New Filings (cases)	53	7	94	154	1,386
			Reopened (cases)	2	1	0	3	1
			Charges	82	19	143	244	1,627
			Grand Total Dispositions	67	9	78	154	1,655
			Total Non-Trial Dispositions	67	9	76	152	1,654
			Total Trial Dispositions	0	0	2	2	1
6th Judicial District	Humboldt County	Union Justice Court	New Filings (cases)	217	25	455	697	3,128
			Reopened (cases)	2	0	1	3	1
			Charges	415	55	593	1,063	3,318
			Grand Total Dispositions	169	14	434	617	3,087
			Total Non-Trial Dispositions	168	14	425	607	3,086
			Total Trial Dispositions	1	0	9	10	1

^c Includes administrative case closures.^d Charges under-reported and include New Filing counts.^f Due to case management system limitations, most dispositions reported as non-trial dispositions.

Source: Uniform System for Judicial Records, Nevada AOC, Court Statistics and Analysis Unit.

Table B5-1. Criminal Caseload Processed by Justice Courts in Nevada, Fiscal Year 2024.

Justice Court, Criminal Caseload, Aggregate (3 of 4)				Felony, Total	Gross Misdemeanor, Total	Misdemeanor (Non-Traffic), Total	Criminal Case Totals	Traffic, Infraction, and Parking Totals
7th Judicial District	Eureka County	Eureka Justice Court	New Filings (cases)	19	2	51	72	608
			Reopened (cases)	1	0	0	1	0
			Charges	32	10	82	124	674
			Grand Total Dispositions	19	3	55	77	651
			Total Non-Trial Dispositions	19	3	49	71	650
			Total Trial Dispositions	0	0	6	6	1
	Lincoln County	Meadow Valley Justice Court	New Filings (cases)	19	4	31	54	436
			Reopened (cases)	0	0	1	1	0
			Charges	45	9	57	111	458
			Grand Total Dispositions	21	3	26	50	363
			Total Non-Trial Dispositions	21	3	26	50	363
			Total Trial Dispositions	0	0	0	0	0
	Lincoln County	Pahrnagat Valley Justice Court	New Filings (cases)	24	2	30	56	1,603
			Reopened (cases)	0	0	0	0	1
			Charges	59	10	70	139	1,664
			Grand Total Dispositions	13	1	24	38	1,552
			Total Non-Trial Dispositions	13	1	24	38	1,552
			Total Trial Dispositions	0	0	0	0	0
	White Pine County	Ely Justice Court	New Filings (cases)	137	22	82	241	974
			Reopened (cases)	8	5	1	14	1
			Charges	232	53	125	410	1,025
			Grand Total Dispositions	144	29	99	272	903
			Total Non-Trial Dispositions	144	27	86	257	898
			Total Trial Dispositions	0	2	13	15	5
8th Judicial District	Clark County	Boulder Justice Court	New Filings (cases)	81	7	34	122	741
			Reopened (cases)	0	0	0	0	0
			Charges	151	15	58	224	846
			Grand Total Dispositions	84	11	36	131	776
			Total Non-Trial Dispositions	84	11	35	130	776
			Total Trial Dispositions	0	0	1	1	0
		Bunkerville Justice Court	New Filings (cases)	5	0	14	19	747
			Reopened (cases)	0	0	0	0	0
			Charges	60	0	16	76	786
			Grand Total Dispositions	5	0	15	20	670
			Total Non-Trial Dispositions	5	0	15	20	670
			Total Trial Dispositions	0	0	0	0	0
		Goodsprings Justice Court	New Filings (cases)	43	5	271	319	8,278
			Reopened (cases)	0	0	0	0	8
			Charges	69	16	330	415	9,113
			Grand Total Dispositions	81	3	248	332	8,267
			Total Non-Trial Dispositions	81	3	248	332	8,266
			Total Trial Dispositions	0	0	0	0	1
		Henderson Justice Court	New Filings (cases)	1,429	230	234	1,893	2,352
			Reopened (cases)	29	2	0	31	5
			Charges	3,792	579	724	5,095	2,749
			Grand Total Dispositions	1,584	249	402	2,235	2,383
			Total Non-Trial Dispositions	1,584	249	402	2,235	2,383
			Total Trial Dispositions	0	0	0	0	0
		Las Vegas Justice Court	New Filings (cases)	17,350	2,653	22,785	42,788	119,829
			Reopened (cases)	1,235	401	1,279	2,915	143 ^g
			Charges	42,168	5,802	32,012	79,982	124,965
			Grand Total Dispositions	18,594	2,728	24,338	45,660	104,979
			Total Non-Trial Dispositions	18,589	2,727	24,260	45,576	104,968
			Total Trial Dispositions	5	1	78	84	11
		Laughlin Justice Court	New Filings (cases)	93	9	245	347	2,817
			Reopened (cases)	0	0	0	0	0
			Charges	192	21	336	549	3,141
			Grand Total Dispositions	184	12	230	426	2,808
			Total Non-Trial Dispositions	184	12	230	426	2,808
			Total Trial Dispositions	0	0	0	0	0
		Mesquite Justice Court	New Filings (cases)	130	23	7	160	8
			Reopened (cases)	0	0	0	0	0
			Charges	253	45	42	340	10
			Grand Total Dispositions	143	21	10	174	6
			Total Non-Trial Dispositions	143	21	10	174	6
			Total Trial Dispositions	0	0	0	0	0

^g Reopened (cases) not reported or under-reported.

Source: Uniform System for Judicial Records, Nevada AOC, Court Statistics and Analysis Unit.

Table B5-1. Criminal Caseload Processed by Justice Courts in Nevada, Fiscal Year 2024.

Justice Court, Criminal Caseload, Aggregate (4 of 4)				Felony, Total	Gross Misdemeanor, Total	Misdemeanor (Non-Traffic), Total	Criminal Case Totals	Traffic, Infraction, and Parking Totals		
8th Judicial District Cont.	Clark County Cont.	Moapa Justice Court	New Filings (cases)	14	0	109	123	1,632		
			Reopened (cases)	0	2	1	3	4		
			Charges	33	0	132	165	1,796		
			Grand Total Dispositions	19	0	65	84	1,354		
			Total Non-Trial Dispositions	19	0	65	84	1,354		
			Total Trial Dispositions	0	0	0	0	0		
		Moapa Valley Justice Court	New Filings (cases)	15	0	114	129	1,034		
			Reopened (cases)	0	0	0	0	0		
			Charges	118	2	135	255	1,130		
			Grand Total Dispositions	17	0	103	120	925		
			Total Non-Trial Dispositions	17	0	103	120	922		
			Total Trial Dispositions	0	0	0	0	3		
		North Las Vegas Justice Court	New Filings (cases)	1,938	395	237	2,570	535		
			Reopened (cases)	2	0	0	2	0		
			Charges	3,845	769	857	5,471	887		
			Grand Total Dispositions	1,921	397	315	2,633	185		
			Total Non-Trial Dispositions	1,921	397	314	2,632	185		
			Total Trial Dispositions	0	0	1	1	0		
		Searchlight Justice Court	New Filings (cases)	13	1	62	76	2,946		
			Reopened (cases)	0	0	0	0	0		
			Charges	23	3	66	92	3,147		
			Grand Total Dispositions	20	2	64	86	2,476		
			Total Non-Trial Dispositions	20	2	60	82	2,474		
			Total Trial Dispositions	0	0	4	4	2		
9th Judicial District	Douglas County	East Fork Justice Court	New Filings (cases)	248	29	548	825	3,275		
			Reopened (cases)	21	5	98	124	63		
			Charges	413	64	859	1,336	3,777		
			Grand Total Dispositions	177	22	499	698	3,317		
			Total Non-Trial Dispositions	176	22	485	683	3,312		
			Total Trial Dispositions	1	0	14	15	5		
		Tahoe Justice Court	New Filings (cases)	80	17	303	400	1,988		
			Reopened (cases)	3	0	43	46	22		
			Charges	117	27	436	580	2,225		
			Grand Total Dispositions	74	13	291	378	1,783		
10th Judicial District	Churchill County	New River Justice Court	Total Non-Trial Dispositions	74	13	281	368	1,781		
			Total Trial Dispositions	0	0	10	10	2		
			New Filings (cases)	251	57	289	597	1,604		
			Reopened (cases)	18	3	2	23	1		
			Charges	421	113	466	1,000	2,017		
			Grand Total Dispositions	262	52	291	605	2,110 ^c		
			Total Non-Trial Dispositions	262	52	288	602	2,108		
			Total Trial Dispositions	0	0	3	3	2		
		11th Judicial District	Lander County	Argenta Justice Court	New Filings (cases)	33	7	100	140	1,218
					Reopened (cases)	4	0	1	5	1
Charges	46				18	116	180	1,264		
Grand Total Dispositions	46				8	111	165	1,118		
Total Non-Trial Dispositions	46				8	107	161	1,116		
Total Trial Dispositions	0				0	4	4	2		
Austin Justice Court	New Filings (cases)			1	0	4	5	427		
	Reopened (cases)			0	0	0	0	0		
	Charges			1	0	4	5	460		
	Grand Total Dispositions			0	0	2	2	456		
	Total Non-Trial Dispositions			0	0	2	2	456		
	Total Trial Dispositions			0	0	0	0	0		
Mineral County	Hawthorne Justice Court		New Filings (cases)	112	17	154	283	1,552		
			Reopened (cases)	4	2	3	9	4		
			Charges	272	63	355	690	1,839		
			Grand Total Dispositions	67	10	74	151	1,251		
			Total Non-Trial Dispositions	67	10	74	151	1,251		
			Total Trial Dispositions	0	0	0	0	0		
Pershing County	Lake Justice Court		New Filings (cases)	58	4	145	207	357		
			Reopened (cases)	1	0	0	1	0		
			Charges	104	16	192	312	407		
			Grand Total Dispositions	67	7	163	237	433		
		Total Non-Trial Dispositions	67	7	163	237	432			
		Total Trial Dispositions	0	0	0	0	1			

^c Includes administrative case closures.

Source: Uniform System for Judicial Records, Nevada AOC, Court Statistics and Analysis Unit.

Table B5-2. Criminal Caseload Processed by Justice Courts in Nevada, Fiscal Year 2024.

Justice Court, Criminal Caseload, Felony (1 of 6)				Crimes Against Persons, Felony	Domestic Violence, Felony	Older/Vulnerable Persons Abuse, Felony	Child Abuse & Neglect, Felony	Protection Order Violation, Felony	Crimes Against Property, Felony	Drugs, Felony	Weapons, Felony	Public Order, Felony	Motor Vehicle - DUI, Felony	Motor Vehicle - Reckless, Felony	Motor Vehicle - Other, Felony	Other, Felony
Totals^a	Nevada Justice Courts	New Filings (cases)		5,906	2,927	139	1,177	62	8,506	4,927	1,546	238	468	25	280	979
		Reopened (cases)		353	211	6	103	4	638	607	117	9	16	2	12	100
		Charges		11,582	4,754	212	2,594	96	23,313	8,998	5,600	468	600	151	673	1,387
		Grand Total Dispositions		6,430	3,118	129	1,286	77	9,723	5,238	1,699	268	539	42	237	1,144
		Total Non-Trial Dispositions		6,429	3,117	128	1,286	77	9,721	5,236	1,699	268	539	42	237	1,144
		Total Trial Dispositions		1	1	1	0	0	2	2	0	0	0	0	0	0
1st Judicial District	Carson City Justice Court^b	New Filings (cases)		99	11	6	33	1	148	462	15	0	7	0	10	34
		Reopened (cases)		4	0	0	0	0	4	3	0	0	0	0	0	0
		Charges		144	17	7	51	1	253	707	70	2	9	0	14	43
		Grand Total Dispositions		91	11	3	25	1	137	367	11	0	8	1	9	25
		Total Non-Trial Dispositions		91	11	3	25	1	137	367	11	0	8	1	9	25
		Total Trial Dispositions		0	0	0	0	0	0	0	0	0	0	0	0	0
	Storey County Justice Court	New Filings (cases)		5	0	0	2	0	14	21	0	0	2	0	0	2
		Reopened (cases)		0	0	0	0	0	0	0	0	0	0	0	0	0
		Charges		5	0	0	4	0	19	32	2	0	2	0	1	4
		Grand Total Dispositions		5	0	0	0	0	10	15	2	0	1	1	0	0
		Total Non-Trial Dispositions		5	0	0	0	0	10	15	2	0	1	1	0	0
		Total Trial Dispositions		0	0	0	0	0	0	0	0	0	0	0	0	0
2nd Judicial District	Washoe County	Incline Village Justice Court	New Filings (cases)	7	0	0	0	0	4	8	0	0	0	0	0	0
			Reopened (cases)	1	0	0	0	0	1	5	0	0	0	0	0	0
			Charges	17	0	0	2	0	7	10	0	2	0	0	0	0
			Grand Total Dispositions	6	0	0	0	0	10	8	0	0	2	0	0	0
			Total Non-Trial Dispositions	6	0	0	0	0	10	8	0	0	2	0	0	0
			Total Trial Dispositions	0	0	0	0	0	0	0	0	0	0	0	0	0
		Reno Justice Court	New Filings (cases)	414	148	8	40	8	412	505	90	13	51	0	32	42
			Reopened (cases)	104	53	1	26	1	91	157	11	3	4	0	3	4
			Charges	654	199	12	81	12	665	797	235	36	63	2	61	64
			Grand Total Dispositions	614	182	6	78	12	593	668	112	15	72	1	30	53
			Total Non-Trial Dispositions	614	182	6	78	12	593	668	112	15	72	1	30	53
			Total Trial Dispositions	0	0	0	0	0	0	0	0	0	0	0	0	0
		Sparks Justice Court	New Filings (cases)	126	45	4	16	4	284	269	39	1	31	0	22	10
			Reopened (cases)	21	15	0	2	0	47	108	10	0	3	2	3	0
			Charges	198	61	6	24	5	440	390	114	1	38	2	30	12
			Grand Total Dispositions	174	78	1	24	2	339	395	55	2	32	4	23	14
			Total Non-Trial Dispositions	174	78	1	24	2	339	395	55	2	32	4	23	14
			Total Trial Dispositions	0	0	0	0	0	0	0	0	0	0	0	0	0
		Wadsworth Justice Court	New Filings (cases)	0	0	0	0	0	0	0	0	0	0	0	0	0
			Reopened (cases)	0	0	0	0	0	0	0	0	0	0	0	0	0
			Charges	0	0	0	0	0	0	0	0	0	0	0	0	0
			Grand Total Dispositions	0	0	0	0	0	0	0	0	0	0	0	0	0
			Total Non-Trial Dispositions	0	0	0	0	0	0	0	0	0	0	0	0	0
			Total Trial Dispositions	0	0	0	0	0	0	0	0	0	0	0	0	0

^a Totals reflect aggregate information from the Nevada Justice Courts. Information contained herein may reflect non-standard reporting and is noted by subsequent footnotes. Case types determined by the USJR charge hierarchy defined in the Nevada Courts Statistical Reporting Dictionary.

^b Carson City is a consolidated municipality and the justice court includes municipal court information. Statistics are reported in the justice court tables only.

Source: Uniform System for Judicial Records, Nevada AOC, Court Statistics and Analysis Unit.

Table B5-2. Criminal Caseload Processed by Justice Courts in Nevada, Fiscal Year 2024.

Justice Court, Criminal Caseload, Felony (2 of 6)				Crimes Against Persons, Felony	Domestic Violence, Felony	Older/Vulnerable Persons Abuse, Felony	Child Abuse & Neglect, Felony	Protection Order Violation, Felony	Crimes Against Property, Felony	Drugs, Felony	Weapons, Felony	Public Order, Felony	Motor Vehicle - DUI, Felony	Motor Vehicle - Reckless, Felony	Motor Vehicle - Other, Felony	Other, Felony
3rd Judicial District	Lyon County	Canal Justice Court	New Filings (cases)	23	2	0	1	0	44	45	4	1	5	0	5	4
			Reopened (cases)	3	0	0	0	0	3	3	0	0	0	0	1	0
			Charges	28	2	0	1	0	74	60	17	1	6	0	7	5
			Grand Total Dispositions	33	2	0	1	1	53	58	6	1	6	0	3	4
			Total Non-Trial Dispositions	33	2	0	1	1	53	58	6	1	6	0	3	4
			Total Trial Dispositions	0	0	0	0	0	0	0	0	0	0	0	0	0
		Dayton Justice Court	New Filings (cases)	6	1	0	0	3	17	32	4	0	3	0	3	3
			Reopened (cases)	0	0	0	0	0	3	0	1	0	0	0	0	0
			Charges	11	1	0	0	3	18	36	10	0	3	0	3	3
			Grand Total Dispositions	12	1	0	3	2	30	41	7	0	5	0	3	4
			Total Non-Trial Dispositions	12	1	0	3	2	30	41	7	0	5	0	3	4
			Total Trial Dispositions	0	0	0	0	0	0	0	0	0	0	0	0	0
		Walker River Justice Court	New Filings (cases)	18	3	0	4	3	30	30	3	1	1	0	6	5
			Reopened (cases)	2	0	0	0	0	2	1	0	0	1	0	1	0
			Charges	25	4	0	11	6	72	46	9	2	1	0	9	6
			Grand Total Dispositions	28	4	0	7	3	36	36	3	1	7	0	5	3
			Total Non-Trial Dispositions	28	4	0	7	3	36	36	3	1	7	0	5	3
			Total Trial Dispositions	0	0	0	0	0	0	0	0	0	0	0	0	0
4th Judicial District	Elko County	Carlin Justice Court	New Filings (cases)	0	0	0	0	0	0	0	0	0	0	0	0	0
			Reopened (cases)	0	0	0	0	0	0	0	0	0	0	0	0	0
			Charges	0	0	0	0	0	0	0	0	0	0	0	0	0
			Grand Total Dispositions	0	0	0	0	0	0	0	0	0	0	0	0	0
			Total Non-Trial Dispositions	0	0	0	0	0	0	0	0	0	0	0	0	0
			Total Trial Dispositions	0	0	0	0	0	0	0	0	0	0	0	0	0
		Eastline Justice Court	New Filings (cases)	0	0	0	0	0	0	0	0	0	0	0	0	0
			Reopened (cases)	0	0	0	0	0	0	0	0	0	0	0	0	0
			Charges	0	0	0	0	0	0	0	0	0	0	0	0	0
			Grand Total Dispositions	0	0	0	0	0	0	0	0	0	0	0	0	0
			Total Non-Trial Dispositions	0	0	0	0	0	0	0	0	0	0	0	0	0
			Total Trial Dispositions	0	0	0	0	0	0	0	0	0	0	0	0	0
		Elko Justice Court ^c	New Filings (cases)	7	0	0	0	0	10	13	2	0	0	0	1	475 ^c
			Reopened (cases)	4	0	0	0	0	0	1	1	0	0	0	0	53
			Charges ^d	9	0	0	0	0	14	26	4	0	1	1	2	476
			Grand Total Dispositions	7	0	0	0	1	18	20	4	0	0	0	0	606 ^c
			Total Non-Trial Dispositions	7	0	0	0	1	18	20	4	0	0	0	0	606
			Total Trial Dispositions	0	0	0	0	0	0	0	0	0	0	0	0	0
		Wells Justice Court	New Filings (cases)	0	0	0	0	0	0	0	0	0	0	0	0	0
			Reopened (cases)	0	0	0	0	0	0	0	0	0	0	0	0	0
			Charges	0	0	0	0	0	0	0	0	0	0	0	0	0
			Grand Total Dispositions	0	0	0	0	0	0	0	0	0	0	0	0	0
			Total Non-Trial Dispositions	0	0	0	0	0	0	0	0	0	0	0	0	0
			Total Trial Dispositions	0	0	0	0	0	0	0	0	0	0	0	0	0

^c Due to case management system limitations, Other Felony includes most felony cases, including gross misdemeanors, and most dispositions are reported as non-trial dispositions.

^d Charges under-reported and include New Filing counts.

Source: Uniform System for Judicial Records, Nevada AOC, Court Statistics and Analysis Unit.

Table B5-2. Criminal Caseload Processed by Justice Courts in Nevada, Fiscal Year 2024.

Justice Court, Criminal Caseload, Felony (3 of 6)				Crimes Against Persons, Felony	Domestic Violence, Felony	Older/Vulnerable Persons Abuse, Felony	Child Abuse & Neglect, Felony	Protection Order Violation, Felony	Crimes Against Property, Felony	Drugs, Felony	Weapons, Felony	Public Order, Felony	Motor Vehicle - DUI, Felony	Motor Vehicle - Reckless, Felony	Motor Vehicle - Other, Felony	Other, Felony
5th Judicial District	Esmeralda County	Esmeralda Justice Court	New Filings (cases)	1	0	0	2	0	1	0	2	0	0	0	0	3
			Reopened (cases)	0	0	0	0	0	0	0	0	0	0	0	0	0
			Charges	4	0	0	15	0	1	0	5	0	0	0	0	5
			Grand Total Dispositions ^f	4	0	0	2	0	1	1	0	0	0	0	0	4
			Total Non-Trial Dispositions	4	0	0	2	0	1	1	0	0	0	0	0	4
			Total Trial Dispositions	0	0	0	0	0	0	0	0	0	0	0	0	0
	Nye County	Beatty Justice Court	New Filings (cases)	5	3	0	0	0	1	2	0	0	0	1	1	0
			Reopened (cases)	0	0	0	0	0	0	0	0	0	0	0	0	0
			Charges	10	6	0	0	0	3	2	0	0	0	4	1	0
			Grand Total Dispositions ^f	6	4	0	6	1	3	6	2	1	2	0	1	2
			Total Non-Trial Dispositions	6	4	0	6	1	3	6	2	1	2	0	1	2
			Total Trial Dispositions	0	0	0	0	0	0	0	0	0	0	0	0	0
		Pahrump Justice Court	New Filings (cases)	99	15	2	16	1	82	187	14	0	5	0	0	51
			Reopened (cases)	30	4	2	2	0	17	23	0	0	1	0	0	2
			Charges	151	23	7	32	1	156	284	46	0	9	1	0	79
			Grand Total Dispositions ^f	163	26	7	27	3	172	219	17	0	9	0	0	70
			Total Non-Trial Dispositions	163	26	7	27	3	172	219	17	0	9	0	0	70
			Total Trial Dispositions	0	0	0	0	0	0	0	0	0	0	0	0	0
		Tonopah Justice Court	New Filings (cases)	19	2	0	0	0	11	14	3	0	0	0	1	3
			Reopened (cases)	0	0	0	0	0	0	2	0	0	0	0	0	0
			Charges	30	4	0	3	0	15	22	3	0	0	0	2	3
			Grand Total Dispositions	22	3	0	0	0	18	17	2	0	2	0	0	3
			Total Non-Trial Dispositions	22	3	0	0	0	18	17	2	0	2	0	0	3
			Total Trial Dispositions	0	0	0	0	0	0	0	0	0	0	0	0	0
6th Judicial District	Humboldt County	Union Justice Court	New Filings (cases)	47	4	6	5	3	65	71	5	0	3	0	5	3
			Reopened (cases)	0	0	0	0	0	0	2	0	0	0	0	0	0
			Charges	70	6	8	5	3	128	139	38	0	3	0	11	4
			Grand Total Dispositions	37	7	2	1	3	46	66	3	0	3	0	0	1
			Total Non-Trial Dispositions	37	7	2	1	3	45	66	3	0	3	0	0	1
			Total Trial Dispositions	0	0	0	0	0	1	0	0	0	0	0	0	0
7th Judicial District	Eureka County	Eureka Justice Court	New Filings (cases)	3	1	0	2	0	5	6	0	0	1	0	0	1
			Reopened (cases)	0	0	0	0	0	1	0	0	0	0	0	0	0
			Charges	3	1	0	4	0	10	10	1	0	1	0	1	1
			Grand Total Dispositions	4	1	0	1	0	6	3	0	0	1	0	1	2
			Total Non-Trial Dispositions	4	1	0	1	0	6	3	0	0	1	0	1	2
			Total Trial Dispositions	0	0	0	0	0	0	0	0	0	0	0	0	0

^f Includes administrative case closures.

Source: Uniform System for Judicial Records, Nevada AOC, Court Statistics and Analysis Unit.

Table B5-2. Criminal Caseload Processed by Justice Courts in Nevada, Fiscal Year 2024.

Justice Court, Criminal Caseload, Felony (4 of 6)				Crimes Against Persons, Felony	Domestic Violence, Felony	Older/Vulnerable Persons Abuse, Felony	Child Abuse & Neglect, Felony	Protection Order Violation, Felony	Crimes Against Property, Felony	Drugs, Felony	Weapons, Felony	Public Order, Felony	Motor Vehicle - DUI, Felony	Motor Vehicle - Reckless, Felony	Motor Vehicle - Other, Felony	Other, Felony
7th Judicial District Cont.	Lincoln County	Meadow Valley Justice Court	New Filings (cases)	4	2	0	1	0	6	4	0	0	0	0	0	2
			Reopened (cases)	0	0	0	0	0	0	0	0	0	0	0	0	0
			Charges	4	6	0	1	0	23	8	1	0	0	0	0	2
			Grand Total Dispositions	3	2	0	0	0	8	3	0	0	0	0	0	5
			Total Non-Trial Dispositions	3	2	0	0	0	8	3	0	0	0	0	0	5
			Total Trial Dispositions	0	0	0	0	0	0	0	0	0	0	0	0	0
		Pahrnagat Valley Justice Court	New Filings (cases)	4	0	0	2	0	7	9	0	0	0	0	1	1
			Reopened (cases)	0	0	0	0	0	0	0	0	0	0	0	0	0
			Charges	5	0	0	2	0	23	24	2	0	0	0	1	2
			Grand Total Dispositions	2	0	0	0	0	7	2	0	0	0	0	1	1
			Total Non-Trial Dispositions	2	0	0	0	0	7	2	0	0	0	0	1	1
			Total Trial Dispositions	0	0	0	0	0	0	0	0	0	0	0	0	0
	White Pine County	Ely Justice Court	New Filings (cases)	32	6	2	8	3	23	45	4	1	1	0	1	11
			Reopened (cases)	3	1	0	0	0	3	0	1	0	0	0	0	0
			Charges	65	8	3	16	3	44	64	8	5	2	0	2	12
			Grand Total Dispositions	33	6	2	4	3	31	46	7	1	2	0	1	8
			Total Non-Trial Dispositions	33	6	2	4	3	31	46	7	1	2	0	1	8
			Total Trial Dispositions	0	0	0	0	0	0	0	0	0	0	0	0	0
8th Judicial District	Clark County	Boulder Justice Court	New Filings (cases)	18	6	2	10	0	20	17	4	0	1	0	2	1
			Reopened (cases)	0	0	0	0	0	0	0	0	0	0	0	0	0
			Charges	31	9	2	22	0	38	28	5	0	5	4	5	2
			Grand Total Dispositions	19	7	1	6	2	24	20	3	0	2	0	0	0
			Total Non-Trial Dispositions	19	7	1	6	2	24	20	3	0	2	0	0	0
			Total Trial Dispositions	0	0	0	0	0	0	0	0	0	0	0	0	0
		Bunkerville Justice Court	New Filings (cases)	1	1	0	0	0	1	0	1	0	0	0	1	0
			Reopened (cases)	0	0	0	0	0	0	0	0	0	0	0	0	0
			Charges	1	1	0	0	0	56	0	1	0	0	0	1	0
			Grand Total Dispositions	1	1	0	0	0	1	0	1	0	0	0	1	0
			Total Non-Trial Dispositions	1	1	0	0	0	1	0	1	0	0	0	1	0
			Total Trial Dispositions	0	0	0	0	0	0	0	0	0	0	0	0	0
		Goodsprings Justice Court	New Filings (cases)	3	4	0	2	0	16	8	7	0	3	0	0	0
			Reopened (cases)	0	0	0	0	0	0	0	0	0	0	0	0	0
			Charges	9	4	0	3	0	22	17	9	0	3	1	1	0
			Grand Total Dispositions	4	4	0	1	0	46	13	6	0	4	3	0	0
			Total Non-Trial Dispositions	4	4	0	1	0	46	13	6	0	4	3	0	0
			Total Trial Dispositions	0	0	0	0	0	0	0	0	0	0	0	0	0
		Henderson Justice Court	New Filings (cases)	329	235	17	91	5	587	75	41	8	27	1	12	1
			Reopened (cases)	10	3	0	1	2	11	1	0	1	0	0	0	0
			Charges	646	378	20	164	7	1,895	284	320	12	35	6	20	5
			Grand Total Dispositions	317	221	14	97	2	752	87	37	8	22	3	12	12
			Total Non-Trial Dispositions	317	221	14	97	2	752	87	37	8	22	3	12	12
			Total Trial Dispositions	0	0	0	0	0	0	0	0	0	0	0	0	0

Source: Uniform System for Judicial Records, Nevada AOC, Court Statistics and Analysis Unit.

Table B5-2. Criminal Caseload Processed by Justice Courts in Nevada, Fiscal Year 2024.

Justice Court, Criminal Caseload, Felony (5 of 6)				Crimes Against Persons, Felony	Domestic Violence, Felony	Older/Vulnerable Persons Abuse, Felony	Child Abuse & Neglect, Felony	Protection Order Violation, Felony	Crimes Against Property, Felony	Drugs, Felony	Weapons, Felony	Public Order, Felony	Motor Vehicle - DUI, Felony	Motor Vehicle - Reckless, Felony	Motor Vehicle - Other, Felony	Other, Felony
8th Judicial District Cont.	Clark County Cont.	Las Vegas Justice Court	New Filings (cases)	3,964	2,159	81	757	26	5,805	2,491	1,152	208	270	21	137	279
			Reopened (cases)	155	131	3	71	1	444	282	93	5	6	0	4	40
			Charges	8,237	3,576	129	1,783	47	17,436	4,857	4,254	385	349	117	414	584
			Grand Total Dispositions	4,139	2,277	86	829	33	6,474	2,564	1,247	231	287	26	111	290
			Total Non-Trial Dispositions	4,138	2,276	85	829	33	6,473	2,563	1,247	231	287	26	111	290
			Total Trial Dispositions	1	1	1	0	0	1	1	0	0	0	0	0	0
		Laughlin Justice Court	New Filings (cases)	26	8	0	8	0	36	8	5	0	1	0	1	0
			Reopened (cases)	0	0	0	0	0	0	0	0	0	0	0	0	0
			Charges	53	18	0	13	0	74	17	9	0	3	3	2	0
			Grand Total Dispositions	36	11	0	7	0	92	31	5	0	1	1	0	0
			Total Non-Trial Dispositions	36	11	0	7	0	92	31	5	0	1	1	0	0
			Total Trial Dispositions	0	0	0	0	0	0	0	0	0	0	0	0	0
		Mesquite Justice Court	New Filings (cases)	27	11	1	7	1	66	12	3	0	1	0	0	1
			Reopened (cases)	0	0	0	0	0	0	0	0	0	0	0	0	0
			Charges	40	18	2	12	2	138	30	7	0	1	1	1	1
			Grand Total Dispositions	26	10	2	6	2	64	23	3	3	0	0	1	3
			Total Non-Trial Dispositions	26	10	2	6	2	64	23	3	3	0	0	1	3
			Total Trial Dispositions	0	0	0	0	0	0	0	0	0	0	0	0	0
		Moapa Justice Court	New Filings (cases)	2	2	0	2	0	2	3	1	0	1	0	1	0
			Reopened (cases)	0	0	0	0	0	0	0	0	0	0	0	0	0
			Charges	2	3	1	5	0	15	4	1	0	1	0	1	0
			Grand Total Dispositions	4	1	0	1	0	6	6	0	0	0	0	1	0
			Total Non-Trial Dispositions	4	1	0	1	0	6	6	0	0	0	0	1	0
			Total Trial Dispositions	0	0	0	0	0	0	0	0	0	0	0	0	0
		Moapa Valley Justice Court	New Filings (cases)	5	3	0	0	0	4	3	0	0	0	0	0	0
			Reopened (cases)	0	0	0	0	0	0	0	0	0	0	0	0	0
			Charges	6	4	1	0	2	99	6	0	0	0	0	0	0
			Grand Total Dispositions	5	3	0	0	0	6	2	0	0	0	0	1	0
			Total Non-Trial Dispositions	5	3	0	0	0	6	2	0	0	0	0	1	0
			Total Trial Dispositions	0	0	0	0	0	0	0	0	0	0	0	0	0
		North Las Vegas Justice Court	New Filings (cases)	445	233	5	137	0	596	313	135	4	27	2	22	19
			Reopened (cases)	1	0	0	0	0	1	0	0	0	0	0	0	0
			Charges	849	374	7	265	0	1,193	635	384	20	30	8	47	33
			Grand Total Dispositions	475	232	3	128	2	575	273	154	5	35	2	21	16
			Total Non-Trial Dispositions	475	232	3	128	2	575	273	154	5	35	2	21	16
			Total Trial Dispositions	0	0	0	0	0	0	0	0	0	0	0	0	0
		Searchlight Justice Court	New Filings (cases)	4	2	0	0	0	4	0	1	0	0	0	2	0
			Reopened (cases)	0	0	0	0	0	0	0	0	0	0	0	0	0
			Charges	9	2	0	0	0	8	0	1	0	0	0	3	0
			Grand Total Dispositions	4	2	0	1	0	7	2	0	0	1	0	3	0
			Total Non-Trial Dispositions	4	2	0	1	0	7	2	0	0	1	0	3	0
			Total Trial Dispositions	0	0	0	0	0	0	0	0	0	0	0	0	0

Source: Uniform System for Judicial Records, Nevada AOC, Court Statistics and Analysis Unit.

Table B5-2. Criminal Caseload Processed by Justice Courts in Nevada, Fiscal Year 2024.

Justice Court, Criminal Caseload, Felony (6 of 6)				Crimes Against Persons, Felony	Domestic Violence, Felony	Older/Vulnerable Persons Abuse, Felony	Child Abuse & Neglect, Felony	Protection Order Violation, Felony	Crimes Against Property, Felony	Drugs, Felony	Weapons, Felony	Public Order, Felony	Motor Vehicle - DUI, Felony	Motor Vehicle - Reckless, Felony	Motor Vehicle - Other, Felony	Other, Felony
9th Judicial District	Douglas County	East Fork Justice Court	New Filings (cases)	45	5	0	8	1	56	109	6	0	8	0	4	6
			Reopened (cases)	5	2	0	0	0	3	11	0	0	0	0	0	0
			Charges	73	5	0	12	1	122	161	10	0	10	1	9	9
			Grand Total Dispositions	32	5	1	9	1	30	80	3	0	10	0	3	3
			Total Non-Trial Dispositions	32	5	1	9	1	30	79	3	0	10	0	3	3
			Total Trial Dispositions	0	0	0	0	0	0	1	0	0	0	0	0	0
		Tahoe Justice Court	New Filings (cases)	13	1	0	2	0	18	39	1	1	3	0	1	1
			Reopened (cases)	0	1	0	0	0	1	0	0	0	1	0	0	0
			Charges	20	1	0	2	0	25	56	6	1	4	0	1	1
			Grand Total Dispositions	12	2	0	1	0	15	32	5	0	5	0	1	1
			Total Non-Trial Dispositions	12	2	0	1	0	15	32	5	0	5	0	1	1
			Total Trial Dispositions	0	0	0	0	0	0	0	0	0	0	0	0	0
10th Judicial District	Churchill County	New River Justice Court	New Filings (cases)	62	10	3	4	3	90	49	3	0	11	0	6	10
			Reopened (cases)	10	0	0	1	0	4	2	0	0	0	0	0	1
			Charges	91	17	3	14	3	152	93	6	1	16	0	10	15
			Grand Total Dispositions	71	11	1	9	3	80	57	3	0	15	0	4	8
			Total Non-Trial Dispositions	71	11	1	9	3	80	57	3	0	15	0	4	8
			Total Trial Dispositions	0	0	0	0	0	0	0	0	0	0	0	0	0
11th Judicial District	Lander County	Argenta Justice Court	New Filings (cases)	4	1	0	2	0	6	17	0	0	1	0	0	2
			Reopened (cases)	0	0	0	0	0	0	4	0	0	0	0	0	0
			Charges	4	1	0	2	0	7	26	1	0	1	0	1	3
			Grand Total Dispositions	7	0	0	3	0	7	25	0	0	2	0	0	2
			Total Non-Trial Dispositions	7	0	0	3	0	7	25	0	0	2	0	0	2
			Total Trial Dispositions	0	0	0	0	0	0	0	0	0	0	0	0	0
		Austin Justice Court	New Filings (cases)	0	0	0	0	0	1	0	0	0	0	0	0	0
			Reopened (cases)	0	0	0	0	0	0	0	0	0	0	0	0	0
			Charges	0	0	0	0	0	1	0	0	0	0	0	0	0
			Grand Total Dispositions	0	0	0	0	0	0	0	0	0	0	0	0	0
			Total Non-Trial Dispositions	0	0	0	0	0	0	0	0	0	0	0	0	0
			Total Trial Dispositions	0	0	0	0	0	0	0	0	0	0	0	0	0
	Mineral County	Hawthorne Justice Court	New Filings (cases)	22	1	2	7	0	25	49	1	0	2	0	2	1
			Reopened (cases)	0	0	0	0	0	2	2	0	0	0	0	0	0
			Charges	55	2	3	31	0	44	111	14	0	2	0	9	1
			Grand Total Dispositions	14	1	0	4	0	17	30	0	0	1	0	0	0
			Total Non-Trial Dispositions	14	1	0	4	0	17	30	0	0	1	0	0	0
			Total Trial Dispositions	0	0	0	0	0	0	0	0	0	0	0	0	0
	Pershing County	Lake Justice Court	New Filings (cases)	17	2	0	8	0	9	11	0	0	2	0	1	8
			Reopened (cases)	0	1	0	0	0	0	0	0	0	0	0	0	0
			Charges	23	3	1	14	0	23	16	7	0	2	0	3	12
			Grand Total Dispositions	20	3	0	5	0	9	22	1	0	2	0	1	4
			Total Non-Trial Dispositions	20	3	0	5	0	9	22	1	0	2	0	1	4
			Total Trial Dispositions	0	0	0	0	0	0	0	0	0	0	0	0	0

Source: Uniform System for Judicial Records, Nevada AOC, Court Statistics and Analysis Unit.

Table B5-2. Criminal Caseload Processed by Justice Courts in Nevada, Fiscal Year 2024.

Justice Court, Criminal Caseload, Gross Misdemeanor (1 of 6)				Crimes Against Persons, Gross Misdemeanor	Domestic Violence, Gross Misdemeanor	Older/Vulnerable Persons Abuse, Gross Misdemeanor	Child Abuse & Neglect, Gross Misdemeanor	Protection Order Violation, Gross Misdemeanor	Crimes Against Property, Gross Misdemeanor	Drugs, Gross Misdemeanor	Weapons, Gross Misdemeanor	Public Order, Gross Misdemeanor	Motor Vehicle - Other, Gross Misdemeanor	Other, Gross Misdemeanor
Totals^a	Nevada Justice Courts	New Filings (cases)		1,728	152	14	74	48	1,548	34	228	52	69	235
		Reopened (cases)		189	19	1	14	3	305	2	29	5	3	35
		Charges		2,819	378	25	125	69	3,411	131	1,116	109	107	564
		Grand Total Dispositions		1,675	197	17	98	54	1,759	57	269	67	61	270
		Total Non-Trial Dispositions		1,673	197	17	98	54	1,758	57	269	67	61	270
		Total Trial Dispositions		2	0	0	0	0	1	0	0	0	0	0
1st Judicial District	Carson City Justice Court ^b	New Filings (cases)		28	0	3	7	4	38	8	6	0	2	8
		Reopened (cases)		3	0	0	0	0	0	0	0	0	0	0
		Charges		45	0	4	10	4	58	42	15	1	2	30
		Grand Total Dispositions		27	0	2	9	6	20	10	4	0	3	8
		Total Non-Trial Dispositions		27	0	2	9	6	20	10	4	0	3	8
		Total Trial Dispositions		0	0	0	0	0	0	0	0	0	0	0
	Storey County Justice Court	New Filings (cases)		0	0	0	1	2	7	0	1	0	0	0
		Reopened (cases)		0	0	0	0	0	0	0	0	0	0	0
		Charges		4	0	0	2	2	8	1	1	0	0	2
		Grand Total Dispositions		2	0	0	2	1	4	0	0	0	1	0
		Total Non-Trial Dispositions		2	0	0	2	1	4	0	0	0	1	0
		Total Trial Dispositions		0	0	0	0	0	0	0	0	0	0	0
2nd Judicial District	Washoe County	Incline Village Justice Court	New Filings (cases)	3	0	0	1	1	1	0	1	0	0	0
			Reopened (cases)	0	0	0	0	0	3	0	0	0	0	0
			Charges	7	0	0	1	1	1	3	1	0	0	0
			Grand Total Dispositions	2	0	0	1	1	1	0	1	1	0	0
			Total Non-Trial Dispositions	2	0	0	1	1	1	0	1	1	0	0
			Total Trial Dispositions	0	0	0	0	0	0	0	0	0	0	0
		Reno Justice Court	New Filings (cases)	125	16	0	16	2	77	1	20	1	3	9
			Reopened (cases)	27	3	0	7	1	51	1	2	1	0	5
			Charges	176	37	0	25	3	136	11	43	2	3	17
			Grand Total Dispositions	147	17	0	26	5	160	2	26	3	3	20
			Total Non-Trial Dispositions	147	17	0	26	5	160	2	26	3	3	20
			Total Trial Dispositions	0	0	0	0	0	0	0	0	0	0	0
		Sparks Justice Court	New Filings (cases)	36	6	0	10	5	44	0	7	0	0	9
			Reopened (cases)	17	7	0	3	0	24	0	3	0	0	3
			Charges	48	13	0	13	7	70	1	19	0	0	14
			Grand Total Dispositions	52	11	0	8	9	89	0	15	0	0	11
			Total Non-Trial Dispositions	52	11	0	8	9	89	0	15	0	0	11
			Total Trial Dispositions	0	0	0	0	0	0	0	0	0	0	0
		Wadsworth Justice Court	New Filings (cases)	0	0	0	0	0	0	0	0	0	0	0
			Reopened (cases)	0	0	0	0	0	0	0	0	0	0	0
			Charges	0	0	0	0	0	0	0	0	0	0	0
			Grand Total Dispositions	0	0	0	0	0	0	0	0	0	0	0
			Total Non-Trial Dispositions	0	0	0	0	0	0	0	0	0	0	0
			Total Trial Dispositions	0	0	0	0	0	0	0	0	0	0	0

^a Totals reflect aggregate information from the Nevada Justice Courts. Information contained herein may reflect non-standard reporting and is noted by subsequent footnotes. Case types determined by the USJR charge hierarchy defined in the Nevada Courts Statistical Reporting Dictionary.

^b Carson City is a consolidated municipality and the justice court includes municipal court information. Statistics are reported in the justice court tables only.

Source: Uniform System for Judicial Records, Nevada AOC, Court Statistics and Analysis Unit.

Table B5-2. Criminal Caseload Processed by Justice Courts in Nevada, Fiscal Year 2024.

Justice Court, Criminal Caseload, Gross Misdemeanor (2 of 6)				Crimes Against Persons, Gross Misdemeanor	Domestic Violence, Gross Misdemeanor	Older/Vulnerable Persons Abuse, Gross Misdemeanor	Child Abuse & Neglect, Gross Misdemeanor	Protection Order Violation, Gross Misdemeanor	Crimes Against Property, Gross Misdemeanor	Drugs, Gross Misdemeanor	Weapons, Gross Misdemeanor	Public Order, Gross Misdemeanor	Motor Vehicle - Other, Gross Misdemeanor	Other, Gross Misdemeanor
3rd Judicial District	Lyon County	Canal Justice Court	New Filings (cases)	2	1	0	3	0	10	3	2	0	2	3
			Reopened (cases)	0	0	0	0	0	2	0	0	0	0	0
			Charges	4	1	0	3	0	15	5	6	0	2	6
			Grand Total Dispositions	6	0	0	5	0	14	2	4	0	2	3
			Total Non-Trial Dispositions	6	0	0	5	0	14	2	4	0	2	3
			Total Trial Dispositions	0	0	0	0	0	0	0	0	0	0	0
		Dayton Justice Court	New Filings (cases)	10	0	1	0	1	4	1	1	1	0	0
			Reopened (cases)	0	0	0	0	0	1	0	1	0	0	0
			Charges	15	0	1	0	1	6	4	3	1	0	0
			Grand Total Dispositions	10	0	1	2	2	4	1	4	0	0	0
			Total Non-Trial Dispositions	10	0	1	2	2	4	1	4	0	0	0
			Total Trial Dispositions	0	0	0	0	0	0	0	0	0	0	0
		Walker River Justice Court	New Filings (cases)	7	0	0	3	2	6	3	2	0	2	3
			Reopened (cases)	0	0	0	0	0	0	0	0	0	0	0
			Charges	11	0	0	6	8	11	4	6	0	2	3
			Grand Total Dispositions	4	0	0	1	1	9	2	2	0	0	1
			Total Non-Trial Dispositions	4	0	0	1	1	9	2	2	0	0	1
			Total Trial Dispositions	0	0	0	0	0	0	0	0	0	0	0
4th Judicial District	Elko County	Carlin Justice Court	New Filings (cases)	1	0	0	0	0	1	0	0	0	0	0
			Reopened (cases)	0	0	0	0	0	0	0	0	0	0	0
			Charges	1	0	0	0	0	1	0	0	0	0	0
			Grand Total Dispositions	1	0	0	0	0	0	0	0	0	0	0
			Total Non-Trial Dispositions	1	0	0	0	0	0	0	0	0	0	0
			Total Trial Dispositions	0	0	0	0	0	0	0	0	0	0	0
		Eastline Justice Court	New Filings (cases)	0	0	0	0	0	0	0	0	0	0	0
			Reopened (cases)	0	0	0	0	0	0	0	0	0	0	0
			Charges	0	0	0	0	0	0	0	0	0	0	0
			Grand Total Dispositions	0	0	0	0	0	0	0	0	0	0	0
			Total Non-Trial Dispositions	0	0	0	0	0	0	0	0	0	0	0
			Total Trial Dispositions	0	0	0	0	0	0	0	0	0	0	0
		Elko Justice Court ^c	New Filings (cases)	2	0	0	1	0	1	1	0	0	0	2
			Reopened (cases)	0	0	0	0	0	0	0	0	0	0	0
			Charges ^d	5	0	0	1	0	4	1	1	0	0	2
			Grand Total Dispositions	0	0	0	0	0	3	0	0	0	0	0
			Total Non-Trial Dispositions	0	0	0	0	0	3	0	0	0	0	0
			Total Trial Dispositions	0	0	0	0	0	0	0	0	0	0	0
		Wells Justice Court	New Filings (cases)	0	0	0	0	0	0	0	0	0	0	0
			Reopened (cases)	0	0	0	0	0	0	0	0	0	0	0
			Charges	0	0	0	0	0	0	0	0	0	0	0
			Grand Total Dispositions	0	0	0	0	0	0	0	0	0	0	0
			Total Non-Trial Dispositions	0	0	0	0	0	0	0	0	0	0	0
			Total Trial Dispositions	0	0	0	0	0	0	0	0	0	0	0

^c Due to case management system limitations, Other Felony includes most felony cases, including gross misdemeanors.

^d Charges under-reported and include New Filing counts.

Source: Uniform System for Judicial Records, Nevada AOC, Court Statistics and Analysis Unit.

Table B5-2. Criminal Caseload Processed by Justice Courts in Nevada, Fiscal Year 2024.

Justice Court, Criminal Caseload, Gross Misdemeanor (3 of 6)				Crimes Against Persons, Gross Misdemeanor	Domestic Violence, Gross Misdemeanor	Older/Vulnerable Persons Abuse, Gross Misdemeanor	Child Abuse & Neglect, Gross Misdemeanor	Protection Order Violation, Gross Misdemeanor	Crimes Against Property, Gross Misdemeanor	Drugs, Gross Misdemeanor	Weapons, Gross Misdemeanor	Public Order, Gross Misdemeanor	Motor Vehicle - Other, Gross Misdemeanor	Other, Gross Misdemeanor
5th Judicial District	Esmeralda County	Esmeralda Justice Court	New Filings (cases)	1	0	0	0	0	0	0	0	0	1	1
			Reopened (cases)	0	0	0	0	0	0	0	0	0	0	0
			Charges	2	0	0	0	0	0	0	0	0	5	2
			Grand Total Dispositions ^f	0	0	0	0	0	1	0	0	0	0	0
			Total Non-Trial Dispositions	0	0	0	0	0	1	0	0	0	0	0
			Total Trial Dispositions	0	0	0	0	0	0	0	0	0	0	0
	Nye County	Beatty Justice Court	New Filings (cases)	0	0	0	0	0	0	0	0	0	1	0
			Reopened (cases)	0	0	0	0	0	0	0	0	0	0	0
			Charges	0	0	1	0	0	0	0	0	0	1	2
			Grand Total Dispositions ^f	2	0	0	0	0	1	0	0	0	1	0
			Total Non-Trial Dispositions	2	0	0	0	0	1	0	0	0	1	0
			Total Trial Dispositions	0	0	0	0	0	0	0	0	0	0	0
		Pahrump Justice Court	New Filings (cases)	26	0	1	1	0	15	1	6	0	0	21
			Reopened (cases)	6	0	1	1	0	6	0	0	0	0	5
			Charges	32	0	4	1	0	24	3	14	0	0	31
			Grand Total Dispositions ^f	36	0	4	18	0	31	6	5	0	0	31
			Total Non-Trial Dispositions	36	0	4	18	0	31	6	5	0	0	31
			Total Trial Dispositions	0	0	0	0	0	0	0	0	0	0	0
		Tonopah Justice Court	New Filings (cases)	4	0	1	0	0	2	0	0	0	0	0
			Reopened (cases)	0	0	0	0	0	1	0	0	0	0	0
			Charges	10	0	1	0	0	4	0	2	0	0	2
			Grand Total Dispositions	4	0	0	1	0	3	1	0	0	0	0
			Total Non-Trial Dispositions	4	0	0	1	0	3	1	0	0	0	0
			Total Trial Dispositions	0	0	0	0	0	0	0	0	0	0	0
6th Judicial District	Humboldt County	Union Justice Court	New Filings (cases)	5	0	1	5	4	8	1	1	0	0	0
			Reopened (cases)	0	0	0	0	0	0	0	0	0	0	0
			Charges	9	0	1	8	4	18	3	7	0	0	5
			Grand Total Dispositions	5	0	1	1	1	6	0	0	0	0	0
			Total Non-Trial Dispositions	5	0	1	1	1	6	0	0	0	0	0
			Total Trial Dispositions	0	0	0	0	0	0	0	0	0	0	0
7th Judicial District	Eureka County	Eureka Justice Court	New Filings (cases)	0	0	0	0	0	2	0	0	0	0	0
			Reopened (cases)	0	0	0	0	0	0	0	0	0	0	0
			Charges	3	0	0	0	0	5	2	0	0	0	0
			Grand Total Dispositions	0	0	0	0	0	2	1	0	0	0	0
			Total Non-Trial Dispositions	0	0	0	0	0	2	1	0	0	0	0
			Total Trial Dispositions	0	0	0	0	0	0	0	0	0	0	0

^f Includes administrative case closures.

Source: Uniform System for Judicial Records, Nevada AOC, Court Statistics and Analysis Unit.

Table B5-2. Criminal Caseload Processed by Justice Courts in Nevada, Fiscal Year 2024.

Justice Court, Criminal Caseload, Gross Misdemeanor (4 of 6)				Crimes Against Persons, Gross Misdemeanor	Domestic Violence, Gross Misdemeanor	Older/Vulnerable Persons Abuse, Gross Misdemeanor	Child Abuse & Neglect, Gross Misdemeanor	Protection Order Violation, Gross Misdemeanor	Crimes Against Property, Gross Misdemeanor	Drugs, Gross Misdemeanor	Weapons, Gross Misdemeanor	Public Order, Gross Misdemeanor	Motor Vehicle - Other, Gross Misdemeanor	Other, Gross Misdemeanor
7th Judicial District Cont.	Lincoln County	Meadow Valley Justice Court	New Filings (cases)	3	0	0	0	0	1	0	0	0	0	0
			Reopened (cases)	0	0	0	0	0	0	0	0	0	0	0
			Charges	3	0	0	0	0	4	0	1	0	0	1
			Grand Total Dispositions	2	0	0	0	0	1	0	0	0	0	0
			Total Non-Trial Dispositions	2	0	0	0	0	1	0	0	0	0	0
			Total Trial Dispositions	0	0	0	0	0	0	0	0	0	0	0
		Pahrnagat Valley Justice Court	New Filings (cases)	2	0	0	0	0	0	0	0	0	0	0
			Reopened (cases)	0	0	0	0	0	0	0	0	0	0	0
			Charges	6	0	0	2	0	2	0	0	0	0	0
			Grand Total Dispositions	1	0	0	0	0	0	0	0	0	0	0
			Total Non-Trial Dispositions	1	0	0	0	0	0	0	0	0	0	0
			Total Trial Dispositions	0	0	0	0	0	0	0	0	0	0	0
	White Pine County	Ely Justice Court	New Filings (cases)	4	1	2	0	0	10	0	3	0	0	2
			Reopened (cases)	2	0	0	0	0	3	0	0	0	0	0
			Charges	15	2	3	0	0	20	1	5	0	0	7
			Grand Total Dispositions	8	0	1	0	0	15	0	5	0	0	0
			Total Non-Trial Dispositions	6	0	1	0	0	15	0	5	0	0	0
			Total Trial Dispositions	2	0	0	0	0	0	0	0	0	0	0
8th Judicial District	Clark County	Boulder Justice Court	New Filings (cases)	2	0	0	0	2	1	0	1	0	0	1
			Reopened (cases)	0	0	0	0	0	0	0	0	0	0	0
			Charges	2	1	0	0	2	7	0	2	0	0	1
			Grand Total Dispositions	3	0	0	0	2	3	0	0	0	0	3
			Total Non-Trial Dispositions	3	0	0	0	2	3	0	0	0	0	3
			Total Trial Dispositions	0	0	0	0	0	0	0	0	0	0	0
		Bunkerville Justice Court	New Filings (cases)	0	0	0	0	0	0	0	0	0	0	0
			Reopened (cases)	0	0	0	0	0	0	0	0	0	0	0
			Charges	0	0	0	0	0	0	0	0	0	0	0
			Grand Total Dispositions	0	0	0	0	0	0	0	0	0	0	0
			Total Non-Trial Dispositions	0	0	0	0	0	0	0	0	0	0	0
			Total Trial Dispositions	0	0	0	0	0	0	0	0	0	0	0
		Goodsprings Justice Court	New Filings (cases)	3	0	0	0	0	0	0	1	1	0	0
			Reopened (cases)	0	0	0	0	0	0	0	0	0	0	0
			Charges	3	0	0	0	0	10	0	1	1	1	0
			Grand Total Dispositions	1	0	0	0	0	0	0	1	1	0	0
			Total Non-Trial Dispositions	1	0	0	0	0	0	0	1	1	0	0
			Total Trial Dispositions	0	0	0	0	0	0	0	0	0	0	0
		Henderson Justice Court	New Filings (cases)	129	11	0	1	4	69	0	8	3	0	5
			Reopened (cases)	1	0	0	0	0	1	0	0	0	0	0
			Charges	216	21	0	1	10	282	0	34	4	0	11
			Grand Total Dispositions	134	15	0	0	6	75	0	10	3	0	6
			Total Non-Trial Dispositions	134	15	0	0	6	75	0	10	3	0	6
			Total Trial Dispositions	0	0	0	0	0	0	0	0	0	0	0

Source: Uniform System for Judicial Records, Nevada AOC, Court Statistics and Analysis Unit.

Table B5-2. Criminal Caseload Processed by Justice Courts in Nevada, Fiscal Year 2024.

Justice Court, Criminal Caseload, Gross Misdemeanor (5 of 6)				Crimes Against Persons, Gross Misdemeanor	Domestic Violence, Gross Misdemeanor	Older/Vulnerable Persons Abuse, Gross Misdemeanor	Child Abuse & Neglect, Gross Misdemeanor	Protection Order Violation, Gross Misdemeanor	Crimes Against Property, Gross Misdemeanor	Drugs, Gross Misdemeanor	Weapons, Gross Misdemeanor	Public Order, Gross Misdemeanor	Motor Vehicle - Other, Gross Misdemeanor	Other, Gross Misdemeanor
8th Judicial District Cont.	Clark County Cont.	Las Vegas Justice Court	New Filings (cases)	1,077	99	0	4	10	1,106	10	137	38	40	132
			Reopened (cases)	131	9	0	0	1	211	1	23	4	3	18
			Charges	1,805	256	1	17	15	2,327	33	848	86	66	348
			Grand Total Dispositions	989	130	1	9	12	1,178	29	159	43	34	144
			Total Non-Trial Dispositions	989	130	1	9	12	1,177	29	159	43	34	144
			Total Trial Dispositions	0	0	0	0	0	1	0	0	0	0	0
		Laughlin Justice Court	New Filings (cases)	4	1	0	0	0	3	0	1	0	0	0
			Reopened (cases)	0	0	0	0	0	0	0	0	0	0	0
			Charges	8	5	0	0	0	5	0	3	0	0	0
			Grand Total Dispositions	3	3	0	0	0	2	0	4	0	0	0
			Total Non-Trial Dispositions	3	3	0	0	0	2	0	4	0	0	0
			Total Trial Dispositions	0	0	0	0	0	0	0	0	0	0	0
		Mesquite Justice Court	New Filings (cases)	13	0	0	0	1	8	0	0	1	0	0
			Reopened (cases)	0	0	0	0	0	0	0	0	0	0	0
			Charges	23	0	0	0	1	15	0	1	1	0	4
			Grand Total Dispositions	11	0	0	0	1	7	0	0	1	0	1
			Total Non-Trial Dispositions	11	0	0	0	1	7	0	0	1	0	1
			Total Trial Dispositions	0	0	0	0	0	0	0	0	0	0	0
		Moapa Justice Court	New Filings (cases)	0	0	0	0	0	0	0	0	0	0	0
			Reopened (cases)	0	0	0	0	0	2	0	0	0	0	0
			Charges	0	0	0	0	0	0	0	0	0	0	0
			Grand Total Dispositions	0	0	0	0	0	0	0	0	0	0	0
			Total Non-Trial Dispositions	0	0	0	0	0	0	0	0	0	0	0
			Total Trial Dispositions	0	0	0	0	0	0	0	0	0	0	0
		Moapa Valley Justice Court	New Filings (cases)	0	0	0	0	0	0	0	0	0	0	0
			Reopened (cases)	0	0	0	0	0	0	0	0	0	0	0
			Charges	0	0	0	0	0	2	0	0	0	0	0
			Grand Total Dispositions	0	0	0	0	0	0	0	0	0	0	0
			Total Non-Trial Dispositions	0	0	0	0	0	0	0	0	0	0	0
			Total Trial Dispositions	0	0	0	0	0	0	0	0	0	0	0
		North Las Vegas Justice Court	New Filings (cases)	215	17	0	3	2	97	0	21	7	13	20
			Reopened (cases)	0	0	0	0	0	0	0	0	0	0	0
			Charges	307	42	0	5	2	273	0	75	13	19	33
			Grand Total Dispositions	205	21	2	1	1	97	0	20	13	15	22
			Total Non-Trial Dispositions	205	21	2	1	1	97	0	20	13	15	22
			Total Trial Dispositions	0	0	0	0	0	0	0	0	0	0	0
		Searchlight Justice Court	New Filings (cases)	0	0	0	0	0	1	0	0	0	0	0
			Reopened (cases)	0	0	0	0	0	0	0	0	0	0	0
			Charges	0	0	0	0	0	1	0	2	0	0	0
			Grand Total Dispositions	0	0	0	0	0	1	0	0	1	0	0
			Total Non-Trial Dispositions	0	0	0	0	0	1	0	0	1	0	0
			Total Trial Dispositions	0	0	0	0	0	0	0	0	0	0	0

Source: Uniform System for Judicial Records, Nevada AOC, Court Statistics and Analysis Unit.

Table B5-2. Criminal Caseload Processed by Justice Courts in Nevada, Fiscal Year 2024.

Justice Court, Criminal Caseload, Gross Misdemeanor (6 of 6)				Crimes Against Persons, Gross Misdemeanor	Domestic Violence, Gross Misdemeanor	Older/Vulnerable Persons Abuse, Gross Misdemeanor	Child Abuse & Neglect, Gross Misdemeanor	Protection Order Violation, Gross Misdemeanor	Crimes Against Property, Gross Misdemeanor	Drugs, Gross Misdemeanor	Weapons, Gross Misdemeanor	Public Order, Gross Misdemeanor	Motor Vehicle - Other, Gross Misdemeanor	Other, Gross Misdemeanor
9th Judicial District	Douglas County	East Fork Justice Court	New Filings (cases)	5	0	0	4	1	8	3	2	0	1	5
			Reopened (cases)	1	0	0	1	1	0	0	0	0	0	2
			Charges	9	0	0	7	1	20	6	5	0	1	15
			Grand Total Dispositions	4	0	1	4	0	8	0	2	0	1	2
			Total Non-Trial Dispositions	4	0	1	4	0	8	0	2	0	1	2
			Total Trial Dispositions	0	0	0	0	0	0	0	0	0	0	0
		Tahoe Justice Court	New Filings (cases)	4	0	0	1	1	4	0	4	0	2	1
			Reopened (cases)	0	0	0	0	0	0	0	0	0	0	0
			Charges	8	0	0	1	1	8	1	5	0	2	1
			Grand Total Dispositions	1	0	0	2	0	4	0	3	0	1	2
			Total Non-Trial Dispositions	1	0	0	2	0	4	0	3	0	1	2
			Total Trial Dispositions	0	0	0	0	0	0	0	0	0	0	0
10th Judicial District	Churchill County	New River Justice Court	New Filings (cases)	11	0	3	8	3	17	0	2	0	2	11
			Reopened (cases)	1	0	0	0	0	0	0	0	0	0	2
			Charges	22	0	4	14	3	45	0	4	0	3	18
			Grand Total Dispositions	11	0	3	6	2	13	1	3	1	0	12
			Total Non-Trial Dispositions	11	0	3	6	2	13	1	3	1	0	12
			Total Trial Dispositions	0	0	0	0	0	0	0	0	0	0	0
11th Judicial District	Lander County	Argenta Justice Court	New Filings (cases)	3	0	0	0	0	4	0	0	0	0	0
			Reopened (cases)	0	0	0	0	0	0	0	0	0	0	0
			Charges	4	0	0	0	0	12	1	0	0	0	1
			Grand Total Dispositions	2	0	0	0	0	6	0	0	0	0	0
			Total Non-Trial Dispositions	2	0	0	0	0	6	0	0	0	0	0
			Total Trial Dispositions	0	0	0	0	0	0	0	0	0	0	0
		Austin Justice Court	New Filings (cases)	0	0	0	0	0	0	0	0	0	0	0
			Reopened (cases)	0	0	0	0	0	0	0	0	0	0	0
			Charges	0	0	0	0	0	0	0	0	0	0	0
			Grand Total Dispositions	0	0	0	0	0	0	0	0	0	0	0
			Total Non-Trial Dispositions	0	0	0	0	0	0	0	0	0	0	0
			Total Trial Dispositions	0	0	0	0	0	0	0	0	0	0	0
	Mineral County	Hawthorne Justice Court	New Filings (cases)	2	0	1	3	3	3	2	1	0	0	2
			Reopened (cases)	0	0	0	2	0	0	0	0	0	0	0
			Charges	10	0	3	6	4	14	9	12	0	0	5
			Grand Total Dispositions	0	0	0	2	2	1	2	1	0	0	2
			Total Non-Trial Dispositions	0	0	0	2	2	1	2	1	0	0	2
			Total Trial Dispositions	0	0	0	0	0	0	0	0	0	0	0
	Pershing County	Lake Justice Court	New Filings (cases)	1	0	1	2	0	0	0	0	0	0	0
			Reopened (cases)	0	0	0	0	0	0	0	0	0	0	0
			Charges	6	0	2	2	0	3	0	0	0	0	3
			Grand Total Dispositions	2	0	1	0	2	0	0	0	0	0	2
			Total Non-Trial Dispositions	2	0	1	0	2	0	0	0	0	0	2
			Total Trial Dispositions	0	0	0	0	0	0	0	0	0	0	0

Source: Uniform System for Judicial Records, Nevada AOC, Court Statistics and Analysis Unit.

Table B5-2. Criminal Caseload Processed by Justice Courts in Nevada, Fiscal Year 2024.

Justice Court, Criminal Caseload, Misdemeanor and Civil Infractions (1 of 6)				Crimes Against Persons, Misdemeanor	Domestic Violence, Misdemeanor	Older/Vulnerable Persons Abuse, Misdemeanor	Protection Order Violation, Misdemeanor	Crimes Against Property, Misdemeanor	Drugs, Misdemeanor	Weapons, Misdemeanor	Public Order, Misdemeanor	Motor Vehicle - DUI, Misdemeanor	Motor Vehicle - Reckless, Misdemeanor	Other, Misdemeanor	Traffic, Misdemeanor	Traffic, Infraction	Parking ^a	Other Infraction
Totals^a	Nevada Justice Courts	New Filings (cases)		4,057	3,147	0	337	6,608	1,832	200	3,142	5,709	1,744	6,196	57,788	152,465	1,152	51
		Reopened (cases)		199	276	0	32	314	144	15	96	1,031	41	521	477	22	0	0
		Charges		5,479	7,255	1	538	8,707	3,369	379	3,810	6,945	2,162	9,648	73,769	153,223	1,265	53
		Grand Total Dispositions		4,122	3,979	0	391	7,269	2,367	237	3,274	7,257	1,661	5,854	38,882	156,491	499	42
		Total Non-Trial Dispositions		4,070	3,955	0	384	7,238	2,357	234	3,255	7,218	1,648	5,795	38,770	156,487	499	42
		Total Trial Dispositions		52	24	0	7	31	10	3	19	39	13	59	112	4	0	0
1st Judicial District	Carson City Justice Court ^b	New Filings (cases)		108	97	0	22	206	61	6	100	230	53	106	2,931	4,518	11	0
		Reopened (cases)		1	2	0	0	6	0	0	0	0	0	0	9	0	0	0
		Charges		151	138	0	26	320	451	23	137	292	80	177	4,243	4,529	13	0
		Grand Total Dispositions		120	89	0	25	190	58	10	96	209	48	106	2,938	4,724	8	0
		Total Non-Trial Dispositions		118	87	0	24	185	57	10	93	206	47	106	2,934	4,724	8	0
		Total Trial Dispositions		2	2	0	1	5	1	0	3	3	1	0	4	0	0	0
	Storey County Virginia City Justice Court	New Filings (cases)		19	10	0	2	26	32	6	8	41	42	22	817	1,625	27	0
		Reopened (cases)		0	0	0	0	0	0	0	0	0	0	0	1	0	0	0
		Charges		29	12	0	3	36	38	6	13	46	45	24	1,192	1,638	27	0
		Grand Total Dispositions		21	8	0	5	15	15	6	14	34	40	28	671	2,013	21	0
		Total Non-Trial Dispositions		21	8	0	5	15	15	5	13	34	40	28	669	2,013	21	0
		Total Trial Dispositions		0	0	0	0	0	0	1	1	0	0	0	2	0	0	0
2nd Judicial District	Washoe County	Incline Village Justice Court	New Filings (cases)	15	4	0	0	23	9	0	9	26	6	23	156	1,081	0	0
			Reopened (cases)	3	5	0	0	1	6	0	3	17	0	9	4	0	0	0
			Charges	19	5	0	1	27	17	1	10	29	7	28	211	1,081	0	0
			Grand Total Dispositions	22	8	0	1	26	17	0	10	38	7	28	239	918	7	0
			Total Non-Trial Dispositions	21	8	0	1	25	17	0	9	38	7	28	239	918	7	0
			Total Trial Dispositions	1	0	0	0	1	0	0	1	0	0	0	0	0	0	0
		Reno Justice Court	New Filings (cases)	296	127	0	14	220	351	22	67	394	114	246	4,983	10,747	2	0
			Reopened (cases)	58	70	0	4	25	53	3	13	267	5	36	44	0	0	0
			Charges	411	291	0	29	381	667	42	104	471	139	496	6,909	10,847	2	0
			Grand Total Dispositions	338	225	0	18	277	450	28	87	755	132	289	5,968	9,377	9	0
			Total Non-Trial Dispositions	333	222	0	17	275	449	28	87	748	129	284	5,961	9,377	9	0
			Total Trial Dispositions	5	3	0	1	2	1	0	0	7	3	5	7	0	0	0
		Sparks Justice Court	New Filings (cases)	126	85	0	16	141	232	14	55	178	46	113	1,845	2,266	0	0
			Reopened (cases)	24	35	0	5	34	35	1	5	93	3	13	33	0	0	0
			Charges	154	137	1	28	233	418	23	67	226	58	205	2,812	2,340	0	0
			Grand Total Dispositions	154	132	0	20	246	295	16	56	319	44	161	2,020	2,281	0	0
			Total Non-Trial Dispositions	151	129	0	20	245	295	15	56	315	42	154	2,019	2,281	0	0
			Total Trial Dispositions	3	3	0	0	1	0	1	0	4	2	7	1	0	0	0
		Wadsworth Justice Court	New Filings (cases)	2	0	0	1	5	5	0	5	25	14	16	591	1,976	0	0
			Reopened (cases)	0	0	0	0	1	0	0	0	7	1	1	28	0	0	0
			Charges	4	0	0	1	5	6	0	5	27	15	20	785	2,008	0	0
			Grand Total Dispositions	1	0	0	0	3	4	0	3	12	13	15	508	1,663	0	0
			Total Non-Trial Dispositions	1	0	0	0	3	4	0	3	12	13	15	506	1,663	0	0
			Total Trial Dispositions	0	0	0	0	0	0	0	0	0	0	0	2	0	0	0

^a Totals reflect aggregate information from the Nevada Justice Courts. Information contained herein may reflect non-standard reporting and is noted by subsequent footnotes. Case types determined by the USJR charge hierarchy defined in the Nevada Courts Statistical Reporting Dictionary. Parking includes both misdemeanor and civil infraction offenses; civil infraction reporting began January 2023.

^b Carson City is a consolidated municipality and the justice court includes municipal court information. Statistics are reported in the justice court tables only.

Source: Uniform System for Judicial Records, Nevada AOC, Court Statistics and Analysis Unit.

Table B5-2. Criminal Caseload Processed by Justice Courts in Nevada, Fiscal Year 2024.

Justice Court, Criminal Caseload, Misdemeanor and Civil Infractions (2 of 6)				Crimes Against Persons, Misdemeanor	Domestic Violence, Misdemeanor	Older/Vulnerable Persons Abuse, Misdemeanor	Protection Order Violation, Misdemeanor	Crimes Against Property, Misdemeanor	Drugs, Misdemeanor	Weapons, Misdemeanor	Public Order, Misdemeanor	Motor Vehicle - DUI, Misdemeanor	Motor Vehicle - Reckless, Misdemeanor	Other, Misdemeanor	Traffic, Misdemeanor	Traffic, Infraction	Parking ^a	Other Infraction
3rd Judicial District	Lyon County	Canal Justice Court	New Filings (cases)	21	56	0	6	22	69	3	9	29	7	26	432	632	1	1
			Reopened (cases)	0	0	0	0	0	1	0	0	0	0	0	2	1	0	0
			Charges	27	62	0	6	26	86	5	11	44	9	44	759	646	2	1
			Grand Total Dispositions	22	62	0	8	23	74	4	12	26	10	24	395	761	2	0
			Total Non-Trial Dispositions	22	59	0	8	23	74	4	12	25	10	24	394	761	2	0
			Total Trial Dispositions	0	3	0	0	0	0	0	0	1	0	0	1	0	0	0
		Dayton Justice Court	New Filings (cases)	36	44	0	11	46	66	8	18	61	17	40	532	1,321	2	0
			Reopened (cases)	0	0	0	1	0	0	0	0	0	0	0	0	1	0	0
			Charges	49	50	0	12	52	86	15	23	89	23	89	937	1,340	2	0
			Grand Total Dispositions	43	52	0	15	37	84	7	25	65	20	47	604	1,275	1	0
			Total Non-Trial Dispositions	43	51	0	15	37	82	7	25	63	20	47	603	1,275	1	0
			Total Trial Dispositions	0	1	0	0	0	2	0	0	2	0	0	1	0	0	0
		Walker River Justice Court	New Filings (cases)	37	35	0	6	30	91	3	13	52	41	83	536	1,050	0	0
			Reopened (cases)	1	0	0	0	0	0	0	0	0	0	0	1	0	0	0
			Charges	44	37	0	12	36	121	4	21	61	48	308	839	1,080	1	0
			Grand Total Dispositions	45	53	0	7	26	77	3	10	48	39	89	484	1,210	0	0
			Total Non-Trial Dispositions	42	52	0	7	25	77	3	10	47	39	84	481	1,210	0	0
			Total Trial Dispositions	3	1	0	0	1	0	0	0	1	0	5	3	0	0	0
4th Judicial District	Elko County	Carlin Justice Court	New Filings (cases)	5	2	0	3	8	2	1	4	3	1	8	56	82	0	0
			Reopened (cases)	0	0	0	0	0	0	0	0	0	0	0	0	0	0	0
			Charges	8	4	0	4	15	2	1	9	3	4	12	83	84	1	0
			Grand Total Dispositions ^c	8	3	0	5	10	6	0	4	11	3	6	82 ^c	102 ^c	0	0
			Total Non-Trial Dispositions	7	3	0	5	10	6	0	4	11	3	6	80	102	0	0
			Total Trial Dispositions	1	0	0	0	0	0	0	0	0	0	0	2	0	0	0
		Eastline Justice Court	New Filings (cases)	10	14	0	2	11	15	0	4	0	3	2	245	134	0	0
			Reopened (cases)	0	0	0	0	0	0	0	0	0	0	0	0	0	0	0
			Charges	11	17	0	2	13	19	0	11	0	3	4	290	145	0	0
			Grand Total Dispositions ^c	26	18	0	3	14	21	0	2	3	3	2	188	160	0	0
			Total Non-Trial Dispositions	26	18	0	3	13	21	0	2	3	3	2	188	160	0	0
			Total Trial Dispositions	0	0	0	0	1	0	0	0	0	0	0	0	0	0	0
		Elko Justice Court ^d	New Filings (cases)	5	9	0	0	6	4	1	3	8	1	580 ^d	1,093	1,423	1	0
			Reopened (cases)	1	1	0	0	2	0	0	0	3	0	285	55	0	0	0
			Charges ^f	5	11	0	0	12	7	2	6	9	1	583	1,138	1,423	1	0
			Grand Total Dispositions	10	5	0	0	15	8	0	2	12	1	718 ^d	1,138	1,251	1	0
			Total Non-Trial Dispositions	10	5	0	0	15	8	0	2	11	1	709	1,106	1,248	1	0
			Total Trial Dispositions	0	0	0	0	0	0	0	0	1	0	9	32	3	0	0
		Wells Justice Court	New Filings (cases)	7	6	0	3	16	7	1	5	17	7	10	382	2,338	3	1
			Reopened (cases)	0	0	0	0	0	1	0	0	0	1	0	4	0	0	0
			Charges	7	6	0	5	20	9	1	9	21	8	23	471	2,351	3	1
			Grand Total Dispositions	10	10	0	3	14	10	0	5	20	6	9	1,201 ^c	2,433 ^c	3	1
			Total Non-Trial Dispositions	10	10	0	3	14	10	0	5	20	5	9	1,189	2,433	3	1
			Total Trial Dispositions	0	0	0	0	0	0	0	0	0	1	0	12	0	0	0

^a Parking includes both misdemeanor and civil infraction offenses; civil infraction reporting began January 2023.

^c Includes administrative case closures.

^d Due to case management system limitations, most misdemeanor cases reported in Other Misdemeanor and most dispositions reported as non-trial dispositions.

^f Charges under-reported and include New Filing counts.

Source: Uniform System for Judicial Records, Nevada AOC, Court Statistics and Analysis Unit.

Table B5-2. Criminal Caseload Processed by Justice Courts in Nevada, Fiscal Year 2024.

Justice Court, Criminal Caseload, Misdemeanor and Civil Infractions (3 of 6)				Crimes Against Persons, Misdemeanor	Domestic Violence, Misdemeanor	Older/Vulnerable Persons Abuse, Misdemeanor	Protection Order Violation, Misdemeanor	Crimes Against Property, Misdemeanor	Drugs, Misdemeanor	Weapons, Misdemeanor	Public Order, Misdemeanor	Motor Vehicle - DUI, Misdemeanor	Motor Vehicle - Reckless, Misdemeanor	Other, Misdemeanor	Traffic, Misdemeanor	Traffic, Infraction	Parking ^a	Other Infraction
5th Judicial District	Esmeralda County	Esmeralda Justice Court	New Filings (cases)	1	2	0	0	3	0	0	0	2	1	6	1,290 ^g	225	0	0
			Reopened (cases)	0	0	0	0	0	0	0	0	0	0	0	2	1	0	0
			Charges	2	2	0	0	5	0	0	0	2	1	10	1,382	230	0	0
			Grand Total Dispositions ^c	1	2	0	2	1	4	0	0	8	0	7	1,290	220	0	1
			Total Non-Trial Dispositions	1	2	0	2	1	4	0	0	7	0	6	1,285	220	0	1
			Total Trial Dispositions	0	0	0	0	0	0	0	0	1	0	1	5	0	0	0
	Nye County	Beatty Justice Court	New Filings (cases)	2	0	0	0	36	2	0	1	1	12	1	263	1,351	2	0
			Reopened (cases)	0	0	0	0	0	0	0	0	0	0	0	1	0	0	0
			Charges	5	2	0	0	39	4	0	1	1	13	2	356	1,355	2	0
			Grand Total Dispositions ^c	1	4	0	1	47	2	0	4	12	11	5	252	1,134	1	0
			Total Non-Trial Dispositions	1	4	0	1	47	2	0	4	12	11	5	252	1,134	1	0
			Total Trial Dispositions	0	0	0	0	0	0	0	0	0	0	0	0	0	0	0
		Pahrump Justice Court	New Filings (cases)	51	44	0	13	122	39	1	5	82	11	114	1,650	3,359	0	0
			Reopened (cases)	11	23	0	2	33	14	0	0	12	0	2	57	0	0	0
			Charges	64	69	0	17	147	111	1	10	97	11	229	2,066	3,359	0	0
			Grand Total Dispositions ^c	129	118	0	21	226	99	4	20	115	3	141	1,450	3,400	1	0
			Total Non-Trial Dispositions	128	118	0	20	226	97	4	20	115	3	139	1,446	3,400	1	0
			Total Trial Dispositions	1	0	0	1	0	2	0	0	0	0	2	4	0	0	0
		Tonopah Justice Court	New Filings (cases)	14	9	0	1	24	0	4	1	10	2	29	450	936	0	0
			Reopened (cases)	0	0	0	0	0	0	0	0	0	0	0	1	0	0	0
			Charges	18	14	0	2	32	5	7	2	13	2	48	676	951	0	0
			Grand Total Dispositions	11	7	0	4	24	4	0	1	8	3	16	471	1,184	0	0
			Total Non-Trial Dispositions	11	7	0	3	23	4	0	1	8	3	16	470	1,184	0	0
			Total Trial Dispositions	0	0	0	1	1	0	0	0	0	0	0	1	0	0	0
6th Judicial District	Humboldt County	Union Justice Court	New Filings (cases)	84	62	0	12	91	36	5	20	37	15	93	549	2,579	0	0
			Reopened (cases)	0	0	0	0	0	0	0	0	0	0	1	1	0	0	0
			Charges	95	70	0	15	108	51	7	28	41	16	162	715	2,603	0	0
			Grand Total Dispositions	76	53	0	4	70	37	6	22	75	17	74	738	2,349	0	0
			Total Non-Trial Dispositions	73	53	0	4	67	34	6	22	75	17	74	737	2,349	0	0
			Total Trial Dispositions	3	0	0	0	3	3	0	0	0	0	0	1	0	0	0
7th Judicial District	Eureka County	Eureka Justice Court	New Filings (cases)	9	1	0	2	4	5	0	6	3	0	21	114	493	1	0
			Reopened (cases)	0	0	0	0	0	0	0	0	0	0	0	0	0	0	0
			Charges	13	4	0	4	6	8	0	11	4	1	31	171	502	1	0
			Grand Total Dispositions	8	2	0	1	4	5	2	5	9	1	18	101	549	1	0
			Total Non-Trial Dispositions	8	2	0	1	4	5	2	2	9	1	15	100	549	1	0
			Total Trial Dispositions	0	0	0	0	0	0	0	3	0	0	3	1	0	0	0

^a Parking includes both misdemeanor and civil infraction offenses; civil infraction reporting began January 2023.

^c Includes administrative case closures.

^g The Traffic, Misdemeanor case type may include Infraction information.

Source: Uniform System for Judicial Records, Nevada AOC, Court Statistics and Analysis Unit.

Table B5-2. Criminal Caseload Processed by Justice Courts in Nevada, Fiscal Year 2024.

Justice Court, Criminal Caseload, Misdemeanor and Civil Infractions (4 of 6)				Crimes Against Persons, Misdemeanor	Domestic Violence, Misdemeanor	Older/Vulnerable Persons Abuse, Misdemeanor	Protection Order Violation, Misdemeanor	Crimes Against Property, Misdemeanor	Drugs, Misdemeanor	Weapons, Misdemeanor	Public Order, Misdemeanor	Motor Vehicle - DUI, Misdemeanor	Motor Vehicle - Reckless, Misdemeanor	Other, Misdemeanor	Traffic, Misdemeanor	Traffic, Infraction	Parking ^a	Other Infraction
7th Judicial District Cont.	Lincoln County	Meadow Valley Justice Court	New Filings (cases)	4	3	0	1	3	0	4	2	5	1	8	59	377	0	0
			Reopened (cases)	0	0	0	0	0	0	0	0	1	0	0	0	0	0	0
			Charges	7	7	0	3	10	4	4	4	6	1	11	81	377	0	0
			Grand Total Dispositions	2	1	0	1	3	0	4	0	6	1	8	44	319	0	0
			Total Non-Trial Dispositions	2	1	0	1	3	0	4	0	6	1	8	44	319	0	0
			Total Trial Dispositions	0	0	0	0	0	0	0	0	0	0	0	0	0	0	0
		Pahrnagat Valley Justice Court	New Filings (cases)	2	1	0	0	18	1	0	1	1	2	4	200	1,402	1	0
			Reopened (cases)	0	0	0	0	0	0	0	0	0	0	0	1	0	0	0
			Charges	6	3	0	1	39	8	0	2	2	3	6	254	1,409	1	0
			Grand Total Dispositions	1	0	0	0	14	1	0	2	1	2	3	165	1,387	0	0
			Total Non-Trial Dispositions	1	0	0	0	14	1	0	2	1	2	3	165	1,387	0	0
			Total Trial Dispositions	0	0	0	0	0	0	0	0	0	0	0	0	0	0	0
	White Pine County	Ely Justice Court	New Filings (cases)	6	3	0	3	13	4	3	3	12	4	31	159	815	0	0
			Reopened (cases)	1	0	0	0	0	0	0	0	0	0	0	1	0	0	0
			Charges	12	10	0	3	15	6	3	6	15	5	50	207	818	0	0
			Grand Total Dispositions	19	3	0	1	13	4	4	2	24	5	24	106	796	1	0
			Total Non-Trial Dispositions	13	2	0	1	12	4	4	2	24	3	21	101	796	1	0
8th Judicial District	Clark County	Boulder Justice Court	New Filings (cases)	0	2	0	0	2	2	0	1	9	12	6	186	551	3	1
			Reopened (cases)	0	0	0	0	0	0	0	0	0	0	0	0	0	0	0
			Charges	1	5	0	0	3	6	1	1	21	13	7	283	558	4	1
			Grand Total Dispositions	0	1	0	0	3	3	0	1	11	15	2	163	606	5	2
			Total Non-Trial Dispositions	0	1	0	0	3	3	0	0	11	15	2	163	606	5	2
			Total Trial Dispositions	0	0	0	0	0	0	0	1	0	0	0	0	0	0	0
		Bunkerville Justice Court	New Filings (cases)	0	0	0	0	1	0	0	1	2	3	7	125	608	0	14
			Reopened (cases)	0	0	0	0	0	0	0	0	0	0	0	0	0	0	0
			Charges	0	0	0	0	1	0	0	1	2	3	9	159	612	1	14
			Grand Total Dispositions	0	0	0	0	2	0	0	1	0	3	9	137	522	0	11
			Total Non-Trial Dispositions	0	0	0	0	2	0	0	1	0	3	9	137	522	0	11
			Total Trial Dispositions	0	0	0	0	0	0	0	0	0	0	0	0	0	0	0
		Goodsprings Justice Court	New Filings (cases)	8	9	0	0	12	2	0	1	25	100	114	1,946	6,296	30	6
			Reopened (cases)	0	0	0	0	0	0	0	0	0	0	0	3	5	0	0
			Charges	11	14	0	0	13	2	0	2	38	118	132	2,687	6,388	32	6
			Grand Total Dispositions	9	11	0	0	20	3	0	2	28	95	80	2,664	5,568	29	6
			Total Non-Trial Dispositions	9	11	0	0	20	3	0	2	28	95	80	2,663	5,568	29	6
			Total Trial Dispositions	0	0	0	0	0	0	0	0	0	0	0	1	0	0	0
		Henderson Justice Court	New Filings (cases)	58	12	0	0	32	4	2	1	9	32	84	597	1,742	12	1
			Reopened (cases)	0	0	0	0	0	0	0	0	0	0	0	1	4	0	0
			Charges	106	220	0	0	169	6	5	5	45	40	128	966	1,767	14	2
			Grand Total Dispositions	58	41	0	0	50	6	1	9	72	34	131	609	1,757	14	3
			Total Non-Trial Dispositions	58	41	0	0	50	6	1	9	72	34	131	609	1,757	14	3
			Total Trial Dispositions	0	0	0	0	0	0	0	0	0	0	0	0	0	0	0

^a Parking includes both misdemeanor and civil infraction offenses; civil infraction reporting began January 2023.

Source: Uniform System for Judicial Records, Nevada AOC, Court Statistics and Analysis Unit.

Table B5-2. Criminal Caseload Processed by Justice Courts in Nevada, Fiscal Year 2024.

Justice Court, Criminal Caseload, Misdemeanor and Civil Infractions (5 of 6)				Crimes Against Persons, Misdemeanor	Domestic Violence, Misdemeanor	Older/Vulnerable Persons Abuse, Misdemeanor	Protection Order Violation, Misdemeanor	Crimes Against Property, Misdemeanor	Drugs, Misdemeanor	Weapons, Misdemeanor	Public Order, Misdemeanor	Motor Vehicle - DUI, Misdemeanor	Motor Vehicle - Reckless, Misdemeanor	Other, Misdemeanor	Traffic, Misdemeanor	Traffic, Infraction	Parking ^a	Other Infraction
8th Judicial District Cont.	Clark County Cont.	Las Vegas Justice Court	New Filings (cases)	2,872	2,279	0	191	5,022	635	101	2,640	4,000	1,049	3,996	30,519	88,685	625	0
			Reopened (cases)	78	131	0	17	183	7	10	70	594	28	161	143 ^h	0 ^h	0 ^h	0
			Charges	3,804	5,483	0	313	6,140	848	184	3,070	4,703	1,292	6,175	35,575	88,685	705	0
			Grand Total Dispositions	2,759	2,834	0	223	5,445	899	130	2,739	4,863	973	3,473	10,028	94,889	62	0
			Total Non-Trial Dispositions	2,741	2,831	0	222	5,436	899	129	2,732	4,847	972	3,451	10,017	94,889	62	0
			Total Trial Dispositions	18	3	0	1	9	0	1	7	16	1	22	11	0	0	0
		Laughlin Justice Court	New Filings (cases)	35	24	0	0	77	1	1	11	26	12	58	711	2,020	85	1
			Reopened (cases)	0	0	0	0	0	0	0	0	0	0	0	0	0	0	0
			Charges	41	43	0	0	116	4	2	12	32	15	71	1,009	2,044	87	1
			Grand Total Dispositions	22	27	0	0	74	5	1	13	25	8	55	634	2,148	24	2
			Total Non-Trial Dispositions	22	27	0	0	74	5	1	13	25	8	55	634	2,148	24	2
			Total Trial Dispositions	0	0	0	0	0	0	0	0	0	0	0	0	0	0	0
		Mesquite Justice Court	New Filings (cases)	2	1	0	0	2	0	0	0	1	0	1	3	5	0	0
			Reopened (cases)	0	0	0	0	0	0	0	0	0	0	0	0	0	0	0
			Charges	3	14	0	0	12	1	2	0	7	0	3	5	5	0	0
			Grand Total Dispositions	2	2	0	0	2	1	0	0	2	0	1	2	4	0	0
			Total Non-Trial Dispositions	2	2	0	0	2	1	0	0	2	0	1	2	4	0	0
			Total Trial Dispositions	0	0	0	0	0	0	0	0	0	0	0	0	0	0	0
		Moapa Justice Court	New Filings (cases)	3	0	0	0	22	3	1	2	10	25	43	498	1,116	3	15
			Reopened (cases)	0	0	0	0	0	0	0	0	0	0	1	1	3	0	0
			Charges	3	0	0	0	25	3	2	3	13	30	53	647	1,131	3	15
			Grand Total Dispositions	2	1	0	0	13	1	0	1	11	14	22	400	942	2	10
			Total Non-Trial Dispositions	2	1	0	0	13	1	0	1	11	14	22	400	942	2	10
			Total Trial Dispositions	0	0	0	0	0	0	0	0	0	0	0	0	0	0	0
		Moapa Valley Justice Court	New Filings (cases)	2	10	0	0	63	0	1	4	9	3	22	266	711	56	1
			Reopened (cases)	0	0	0	0	0	0	0	0	0	0	0	0	0	0	0
			Charges	3	14	0	0	64	0	1	5	9	3	36	355	718	56	1
			Grand Total Dispositions	1	6	0	0	45	0	1	1	1	6	42	270	605	50	0
			Total Non-Trial Dispositions	1	6	0	0	45	0	1	1	1	6	42	267	605	50	0
			Total Trial Dispositions	0	0	0	0	0	0	0	0	0	0	0	3	0	0	0
		North Las Vegas Justice Court	New Filings (cases)	25	94	0	0	31	3	1	4	64	8	7	177	354	3	1
			Reopened (cases)	0	0	0	0	0	0	0	0	0	0	0	0	0	0	0
			Charges	107	341	0	0	171	9	9	10	132	26	52	494	385	7	1
			Grand Total Dispositions	43	103	0	0	33	3	2	6	101	12	12	164	20	1	0
			Total Non-Trial Dispositions	43	102	0	0	33	3	2	6	101	12	12	164	20	1	0
			Total Trial Dispositions	0	1	0	0	0	0	0	0	0	0	0	0	0	0	0
		Searchlight Justice Court	New Filings (cases)	0	1	0	0	2	0	0	0	12	38	9	873	2,053	17	3
			Reopened (cases)	0	0	0	0	0	0	0	0	0	0	0	0	0	0	0
			Charges	2	1	0	0	3	0	0	0	12	39	9	1,057	2,064	23	3
			Grand Total Dispositions	2	2	0	0	3	2	0	0	11	40	4	622	1,836	16	2
			Total Non-Trial Dispositions	2	2	0	0	2	2	0	0	11	37	4	620	1,836	16	2
			Total Trial Dispositions	0	0	0	0	1	0	0	0	0	3	0	2	0	0	0

^a Parking includes both misdemeanor and civil infraction offenses; civil infraction reporting began January 2023.

^h Reopened (cases) not reported or under-reported.

Source: Uniform System for Judicial Records, Nevada AOC, Court Statistics and Analysis Unit.

Table B5-2. Criminal Caseload Processed by Justice Courts in Nevada, Fiscal Year 2024.

Justice Court, Criminal Caseload, Misdemeanor and Civil Infractions (6 of 6)				Crimes Against Persons, Misdemeanor	Domestic Violence, Misdemeanor	Older/Vulnerable Persons Abuse, Misdemeanor	Protection Order Violation, Misdemeanor	Crimes Against Property, Misdemeanor	Drugs, Misdemeanor	Weapons, Misdemeanor	Public Order, Misdemeanor	Motor Vehicle - DUI, Misdemeanor	Motor Vehicle - Reckless, Misdemeanor	Other, Misdemeanor	Traffic, Misdemeanor	Traffic, Infraction	Parking ^a	Other Infraction
9th Judicial District	Douglas County	East Fork Justice Court	New Filings (cases)	71	33	0	2	89	51	7	46	116	20	113	961	2,295	16	3
			Reopened (cases)	12	6	0	1	13	15	1	5	30	3	12	59	4	0	0
			Charges	98	50	0	7	140	138	14	73	160	35	144	1,405	2,353	16	3
			Grand Total Dispositions	50	30	0	3	92	54	3	40	119	22	86	957	2,342	15	3
			Total Non-Trial Dispositions	47	26	0	3	89	54	3	39	116	22	86	953	2,341	15	3
			Total Trial Dispositions	3	4	0	0	3	0	0	1	3	0	0	4	1	0	0
		Tahoe Justice Court	New Filings (cases)	59	18	0	3	97	24	0	31	30	14	27	353	1,388	247	0
			Reopened (cases)	8	3	0	1	15	9	0	0	7	0	0	19	3	0	0
			Charges	77	25	0	3	123	65	1	51	38	17	36	558	1,414	252	1
			Grand Total Dispositions	50	17	0	3	99	25	1	26	39	9	22	313	1,247	223	0
			Total Non-Trial Dispositions	46	16	0	2	98	24	1	25	39	9	21	311	1,247	223	0
			Total Trial Dispositions	4	1	0	1	1	1	0	1	0	0	1	2	0	0	0
10th Judicial District	Churchill County	New River Justice Court	New Filings (cases)	22	25	0	9	42	31	3	18	86	15	38	380	1,222	2	0
			Reopened (cases)	0	0	0	1	0	1	0	0	0	0	0	1	0	0	0
			Charges	29	55	0	20	81	47	8	25	111	16	74	780	1,232	5	0
			Grand Total Dispositions	17	24	0	9	46	38	2	15	92	11	37	425 ^c	1,683 ^c	2	0
			Total Non-Trial Dispositions	16	24	0	8	46	38	2	15	92	11	36	423	1,683	2	0
11th Judicial District	Lander County	Argenta Justice Court	New Filings (cases)	12	3	0	8	10	8	1	19	17	6	16	112	1,105	0	1
			Reopened (cases)	0	0	0	0	0	1	0	0	0	0	0	1	0	0	0
			Charges	12	3	0	11	14	9	1	22	18	9	17	152	1,111	0	1
			Grand Total Dispositions	17	7	0	4	14	9	2	14	22	5	17	109	1,008	0	1
			Total Non-Trial Dispositions	16	6	0	4	13	9	2	13	22	5	17	107	1,008	0	1
			Total Trial Dispositions	1	1	0	0	1	0	0	1	0	0	0	2	0	0	0
		Austin Justice Court	New Filings (cases)	1	0	0	0	0	0	0	0	0	0	3	73	353	1	0
			Reopened (cases)	0	0	0	0	0	0	0	0	0	0	0	0	0	0	0
			Charges	1	0	0	0	0	0	0	0	0	0	3	103	355	2	0
			Grand Total Dispositions	0	0	0	0	0	1	0	0	0	0	1	41	415	0	0
			Total Non-Trial Dispositions	0	0	0	0	0	1	0	0	0	0	1	41	415	0	0
			Total Trial Dispositions	0	0	0	0	0	0	0	0	0	0	0	0	0	0	0
	Mineral County	Hawthorne Justice Court	New Filings (cases)	7	10	0	2	19	22	0	9	45	4	36	563	986	1	2
			Reopened (cases)	1	0	0	0	1	1	0	0	0	0	0	4	0	0	0
			Charges	16	21	0	5	41	87	4	23	69	8	81	799	1,036	2	2
			Grand Total Dispositions	4	3	0	1	13	11	0	8	19	1	14	207	1,044	0	0
			Total Non-Trial Dispositions	4	3	0	1	13	11	0	8	19	1	14	207	1,044	0	0
			Total Trial Dispositions	0	0	0	0	0	0	0	0	0	0	0	0	0	0	0
	Pershing County	Lake Justice Court	New Filings (cases)	20	12	0	4	11	15	0	15	31	3	34	112	245	0	0
			Reopened (cases)	0	0	0	0	0	0	0	0	0	0	0	0	0	0	0
			Charges	24	15	0	5	14	20	0	17	36	5	56	158	249	0	0
			Grand Total Dispositions	18	15	0	3	17	31	0	16	31	4	28	84	349	0	0
			Total Non-Trial Dispositions	18	15	0	3	17	31	0	16	31	4	28	83	349	0	0
			Total Trial Dispositions	0	0	0	0	0	0	0	0	0	0	0	1	0	0	0

^a Parking includes both misdemeanor and civil infraction offenses; civil infraction reporting began January 2023.

^c Includes administrative case closures.

Source: Uniform System for Judicial Records, Nevada AOC, Court Statistics and Analysis Unit.

Table B6-1. Civil Caseload Processed by Justice Courts in Nevada, Fiscal Year 2024.

Justice Court, Civil Caseload, Aggregate (1 of 4)				Real Property	Tort	Contract	Contested Liens	Petitions to Seal Records ^a	Other Civil Matters ^a	Small Claims	Protection Orders	Totals
Totals ^b	Nevada Justice Courts	New Filings (cases)		65,760	365	54,063	12	681	949	4,837	8,066	134,733
		Reopened (cases)		14,815	20	806	0	4	33	266	430	16,374
		Grand Total Dispositions		86,287	340	44,266	12	615	1,012	4,444	8,266	145,242
		Total Non-Trial Dispositions		84,788	336	44,258	12	614	979	3,037	8,266	142,290
		Total Trial Dispositions		1,499	4	8	0	1	33	1,407	0	2,952
1st Judicial District	Carson City Justice Court ^c	New Filings (cases)		763	0	599	0	16	20 ^a	222	507	2,127
		Reopened (cases)		6	0	0	0	0	0	1	0	7
		Grand Total Dispositions		649	2	395	0	0	8	158	577	1,789
		Total Non-Trial Dispositions		593	2	395	0	0	7	91	577	1,665
		Total Trial Dispositions		56	0	0	0	0	1	67	0	124
	Storey County Justice Court	New Filings (cases)		4	0	14	0	1	2 ^a	5	53	79
		Reopened (cases)		0	0	0	0	0	0	0	0	0
		Grand Total Dispositions		2	0	9	0	0	1	4	49	65
		Total Non-Trial Dispositions		2	0	9	0	0	1	4	49	65
		Total Trial Dispositions		0	0	0	0	0	0	0	0	0
2nd Judicial District	Washoe County	Incline Village Justice Court	New Filings (cases)	10	0	29	0	0	8 ^a	17	43	107
			Reopened (cases)	0	0	1	0	0	1	0	5	7
			Grand Total Dispositions	6	0	18	0	0	10	16	49	99
			Total Non-Trial Dispositions	4	0	18	0	0	10	12	49	93
			Total Trial Dispositions	2	0	0	0	0	0	4	0	6
		Reno Justice Court	New Filings (cases)	4,780	91	3,490	1	0	122 ^a	912	789	10,185
			Reopened (cases)	556	3	78	0	0	6	93	28	764
			Grand Total Dispositions	5,276	36	2,480	0	0	103	782	814	9,491
			Total Non-Trial Dispositions	4,763	34	2,479	0	0	85	650	814	8,825
			Total Trial Dispositions	513	2	1	0	0	18	132	0	666
		Sparks Justice Court	New Filings (cases)	1,953	11	1,882	0	0	71 ^a	285	287	4,489
			Reopened (cases)	509	0	46	0	0	1	73	37	666
			Grand Total Dispositions	2,386	7	1,686	0	0	78	396	309	4,862
			Total Non-Trial Dispositions	2,204	7	1,686	0	0	72	349	309	4,627
			Total Trial Dispositions	182	0	0	0	0	6	47	0	235
		Wadsworth Justice Court	New Filings (cases)	2	0	6	0	0	2 ^a	1	6	17
			Reopened (cases)	0	0	0	0	0	0	0	0	0
			Grand Total Dispositions	3	0	4	0	0	2	0	4	13
			Total Non-Trial Dispositions	2	0	4	0	0	2	0	4	12
			Total Trial Dispositions	1	0	0	0	0	0	0	0	1
3rd Judicial District	Lyon County	Canal Justice Court	New Filings (cases)	426	0	402	0	1	1	53	229	1,112
			Reopened (cases)	2	0	0	0	0	0	1	0	3
			Grand Total Dispositions	384	0	332	0	1	1	57	226	1,001
			Total Non-Trial Dispositions	345	0	332	0	1	1	47	226	952
			Total Trial Dispositions	39	0	0	0	0	0	10	0	49
		Dayton Justice Court	New Filings (cases)	127	0	264	1	0	15	25	217	649
			Reopened (cases)	2	0	6	0	0	1	1	0	10
			Grand Total Dispositions	125	0	230	0	2	18	18	217	610
			Total Non-Trial Dispositions	110	0	230	0	1	18	14	217	590
			Total Trial Dispositions	15	0	0	0	1	0	4	0	20
		Walker River Justice Court	New Filings (cases)	150	0	95	0	4	87 ^a	49	185	570
			Reopened (cases)	58	0	3	0	0	0	1	49	111
			Grand Total Dispositions	226	0	74	0	4	60	42	265	671
			Total Non-Trial Dispositions	224	0	74	0	4	56	19	265	642
			Total Trial Dispositions	2	0	0	0	0	4	23	0	29

^a The Petitions to Seal Records statistics are incomplete. Other Civil Matters statistics may be over-inclusive of petition to seal record actions.

^b Totals reflect aggregate information from the Nevada Justice Courts. Information contained herein may reflect non-standard reporting and is noted by other footnotes.

^c Carson City is a consolidated municipality and the justice court includes municipal court information. Statistics are reported in the justice court tables only.

Source: Uniform System for Judicial Records, Nevada AOC, Court Statistics and Analysis Unit.

Table B6-1. Civil Caseload Processed by Justice Courts in Nevada, Fiscal Year 2024.

Justice Court, Civil Caseload, Aggregate (2 of 4)				Real Property	Tort	Contract	Contested Liens	Petitions to Seal Records ^a	Other Civil Matters ^a	Small Claims	Protection Orders	Totals
4th Judicial District	Elko County	Carlin Justice Court	New Filings (cases)	17	0	16	0	0	4 ^a	1	23	61
			Reopened (cases)	0	0	0	0	0	0	0	0	0
			Grand Total Dispositions	11	0	6	0	0	1	2	18	38
			Total Non-Trial Dispositions	11	0	6	0	0	1	1	18	37
			Total Trial Dispositions	0	0	0	0	0	0	1	0	1
		Eastline Justice Court	New Filings (cases)	12	0	31	0	0	1 ^a	25	39	108
			Reopened (cases)	0	0	0	0	0	0	0	0	0
			Grand Total Dispositions	7	0	31	0	0	0	39	37	114
			Total Non-Trial Dispositions	7	0	31	0	0	0	38	37	113
			Total Trial Dispositions	0	0	0	0	0	0	1	0	1
		Elko Justice Court	New Filings (cases)	157	2	572	0	3	7 ^a	39	328	1,108
			Reopened (cases)	0	0	1	0	0	0	1	26	28
			Grand Total Dispositions ^d	84	0	224	0	0	0	18	245	571 ^d
			Total Non-Trial Dispositions	80	0	224	0	0	0	11	245	560
			Total Trial Dispositions	4	0	0	0	0	0	7	0	11
		Wells Justice Court	New Filings (cases)	22	0	7	0	0	3	0	30	62
			Reopened (cases)	0	0	0	0	0	0	0	0	0
			Grand Total Dispositions	34	0	6	0	0	0	1	25	66
			Total Non-Trial Dispositions	34	0	6	0	0	0	1	25	66
			Total Trial Dispositions	0	0	0	0	0	0	0	0	0
5th Judicial District	Esmeralda County	Esmeralda Justice Court	New Filings (cases)	3	1	1	0	0	1	4	16	26
			Reopened (cases)	0	0	0	0	0	0	0	0	0
			Grand Total Dispositions ^f	2	0	2	0	0	6	4	29	43 ^f
			Total Non-Trial Dispositions	2	0	2	0	0	6	4	29	43
			Total Trial Dispositions	0	0	0	0	0	0	0	0	0
	Nye County	Beatty Justice Court	New Filings (cases)	6	0	12	0	0	2 ^a	1	24	45
			Reopened (cases)	0	0	0	0	0	0	0	0	0
			Grand Total Dispositions	5	0	3	0	0	0	1	15	24
			Total Non-Trial Dispositions	5	0	3	0	0	0	1	15	24
			Total Trial Dispositions	0	0	0	0	0	0	0	0	0
		Pahrump Justice Court	New Filings (cases)	162	3	562	0	2	0	36	369	1,134
			Reopened (cases)	10	1	2	0	0	0	1	0	14
			Grand Total Dispositions	171	3	307	0	2	0	38	372	893
			Total Non-Trial Dispositions	170	3	306	0	2	0	21	372	874
			Total Trial Dispositions	1	0	1	0	0	0	17	0	19
		Tonopah Justice Court	New Filings (cases)	15	0	19	0	0	0	3	56	93
			Reopened (cases)	0	0	0	0	0	1	0	1	2
			Grand Total Dispositions	13	0	16	0	0	0	3	56	88
			Total Non-Trial Dispositions	13	0	16	0	0	0	2	56	87
			Total Trial Dispositions	0	0	0	0	0	0	1	0	1
6th Judicial District	Humboldt County	Union Justice Court	New Filings (cases)	50	0	174	0	1	3 ^a	32	203	463
			Reopened (cases)	1	0	0	0	0	0	0	0	1
			Grand Total Dispositions	40	0	126	0	1	18	12	197	394
			Total Non-Trial Dispositions	40	0	126	0	1	18	12	197	394
			Total Trial Dispositions	0	0	0	0	0	0	0	0	0
7th Judicial District	Eureka County	Eureka Justice Court	New Filings (cases)	4	0	10	0	0	0 ^a	2	16	32
			Reopened (cases)	0	0	0	0	0	0	0	0	0
			Grand Total Dispositions	1	0	12	0	0	0	2	13	28
			Total Non-Trial Dispositions	1	0	12	0	0	0	1	13	27
			Total Trial Dispositions	0	0	0	0	0	0	1	0	1

^a The Petitions to Seal Records statistics are incomplete. Other Civil Matters statistics may be over-inclusive of petition to seal record actions.^d Due to case management system limitations, most dispositions reported as non-trial dispositions.^f Includes administrative case closures.

Source: Uniform System for Judicial Records, Nevada AOC, Court Statistics and Analysis Unit.

Table B6-1. Civil Caseload Processed by Justice Courts in Nevada, Fiscal Year 2024.

Justice Court, Civil Caseload, Aggregate (3 of 4)				Real Property	Tort	Contract	Contested Liens	Petitions to Seal Records ^a	Other Civil Matters ^a	Small Claims	Protection Orders	Totals
7th Judicial District Cont.	Lincoln County	Meadow Valley Justice Court	New Filings (cases)	3	0	9	0	0	5 ^a	6	9	32
			Reopened (cases)	0	0	0	0	0	0	0	0	0
			Grand Total Dispositions	1	0	5	0	0	0	1	2	9
			Total Non-Trial Dispositions	1	0	5	0	0	0	1	2	9
			Total Trial Dispositions	0	0	0	0	0	0	0	0	0
		Pahrnagat Valley Justice Court	New Filings (cases)	0	0	2	0	0	2 ^a	0	1	5
			Reopened (cases)	0	0	0	0	0	0	0	0	0
			Grand Total Dispositions	0	0	4	0	0	1	0	0	5
			Total Non-Trial Dispositions	0	0	4	0	0	1	0	0	5
			Total Trial Dispositions	0	0	0	0	0	0	0	0	0
	White Pine County	Ely Justice Court	New Filings (cases)	37	0	72	0	0	2 ^a	45	97	253
			Reopened (cases)	2	0	3	0	0	0	10	1	16
			Grand Total Dispositions	30	0	36	0	0	1	50	80	197
			Total Non-Trial Dispositions	29	0	36	0	0	1	37	80	183
			Total Trial Dispositions	1	0	0	0	0	0	13	0	14
8th Judicial District	Clark County	Boulder Justice Court	New Filings (cases)	64	0	119	0	0	0	9	141	333
			Reopened (cases)	0	0	0	0	0	0	0	0	0
			Grand Total Dispositions	62	0	73	0	0	0	8	140	283
			Total Non-Trial Dispositions	62	0	73	0	0	0	8	140	283
			Total Trial Dispositions	0	0	0	0	0	0	0	0	0
		Bunkerville Justice Court	New Filings (cases)	1	0	3	0	0	0	2	9	15
			Reopened (cases)	0	0	0	0	0	0	0	0	0
			Grand Total Dispositions	1	0	3	0	0	0	0	9	13
			Total Non-Trial Dispositions	1	0	3	0	0	0	0	9	13
			Total Trial Dispositions	0	0	0	0	0	0	0	0	0
		Goodsprings Justice Court	New Filings (cases)	26	0	18	0	0	0	0	6	50
			Reopened (cases)	1	0	1	0	0	0	0	0	2
			Grand Total Dispositions	23	0	12	0	0	0	0	1	36
			Total Non-Trial Dispositions	23	0	12	0	0	0	0	1	36
			Total Trial Dispositions	0	0	0	0	0	0	0	0	0
		Henderson Justice Court	New Filings (cases)	5,426	15	5,464	2	28	51	280	499	11,765
			Reopened (cases)	757	1	48	0	0	0	1	13	820
			Grand Total Dispositions	6,007	10	3,759	2	21	37	198	485	10,519
			Total Non-Trial Dispositions	5,444	10	3,757	2	21	34	169	485	9,922
			Total Trial Dispositions	563	0	2	0	0	3	29	0	597
		Las Vegas Justice Court	New Filings (cases)	44,811	221	34,355	4	568	352	2,403	2,720	85,434
			Reopened (cases)	12,900	15	613	0	4	23	73	197	13,825
			Grand Total Dispositions	61,407	264	30,003	9	543	525	2,250	2,938	97,939
			Total Non-Trial Dispositions	61,293	262	30,001	9	543	524	1,260	2,938	96,830
			Total Trial Dispositions	114	2	2	0	0	1	990	0	1,109
		Laughlin Justice Court	New Filings (cases)	155	0	118	0	0	0	7	54	334
			Reopened (cases)	0	0	0	0	0	0	0	0	0
			Grand Total Dispositions	154	0	86	0	0	0	7	53	300
			Total Non-Trial Dispositions	154	0	86	0	0	0	5	53	298
			Total Trial Dispositions	0	0	0	0	0	0	2	0	2
		Mesquite Justice Court	New Filings (cases)	54	0	130	0	2	3	16	120	325
			Reopened (cases)	0	0	0	0	0	0	0	0	0
			Grand Total Dispositions	48	0	126	0	2	2	11	105	294
			Total Non-Trial Dispositions	48	0	124	0	2	2	7	105	288
			Total Trial Dispositions	0	0	2	0	0	0	4	0	6

^a The Petitions to Seal Records statistics are incomplete. Other Civil Matters statistics may be over-inclusive of petition to seal record actions.

Source: Uniform System for Judicial Records, Nevada AOC, Court Statistics and Analysis Unit.

Table B6-1. Civil Caseload Processed by Justice Courts in Nevada, Fiscal Year 2024.

Justice Court, Civil Caseload, Aggregate (4 of 4)				Real Property	Tort	Contract	Contested Liens	Petitions to Seal Records ^a	Other Civil Matters ^a	Small Claims	Protection Orders	Totals
8th Judicial District Cont.	Clark County Cont.	Moapa Justice Court	New Filings (cases)	2	0	3	0	1	1	1	5	13
			Reopened (cases)	0	0	0	0	0	0	0	0	0
			Grand Total Dispositions	1	0	11	0	1	1	1	7	22
			Total Non-Trial Dispositions	1	0	11	0	1	1	1	7	22
			Total Trial Dispositions	0	0	0	0	0	0	0	0	0
		Moapa Valley Justice Court	New Filings (cases)	11	0	15	1	0	0	1	23	51
			Reopened (cases)	0	0	0	0	0	0	0	0	0
			Grand Total Dispositions	9	0	11	0	0	0	1	23	44
			Total Non-Trial Dispositions	9	0	11	0	0	0	0	23	43
			Total Trial Dispositions	0	0	0	0	0	0	1	0	1
		North Las Vegas Justice Court	New Filings (cases)	6,141	20	5,019	3	18	34	206	303	11,744
			Reopened (cases)	9	0	1	0	0	0	1	6	17
			Grand Total Dispositions	8,874	18	3,837	1	15	26	134	283	13,188
			Total Non-Trial Dispositions	8,871	18	3,837	1	15	26	95	283	13,146
			Total Trial Dispositions	3	0	0	0	0	0	39	0	42
		Searchlight Justice Court	New Filings (cases)	4	0	3	0	0	0	0	1	8
			Reopened (cases)	0	0	0	0	0	0	0	0	0
			Grand Total Dispositions	3	0	3	0	0	0	0	2	8
			Total Non-Trial Dispositions	3	0	3	0	0	0	0	2	8
			Total Trial Dispositions	0	0	0	0	0	0	0	0	0
9th Judicial District	Douglas County	East Fork Justice Court	New Filings (cases)	35	1	223	0	15	1	45	212	532
			Reopened (cases)	1	0	0	0	0	0	7	53	61
			Grand Total Dispositions	26	0	112	0	12	1	69	230	450
			Total Non-Trial Dispositions	24	0	112	0	12	1	61	230	440
			Total Trial Dispositions	2	0	0	0	0	0	8	0	10
		Tahoe Justice Court	New Filings (cases)	12	0	18	0	13	1	5	21	70
			Reopened (cases)	0	0	0	0	0	0	1	5	6
			Grand Total Dispositions	10	0	17	0	9	0	7	27	70
			Total Non-Trial Dispositions	10	0	17	0	9	0	7	27	70
			Total Trial Dispositions	0	0	0	0	0	0	0	0	0
10th Judicial District	Churchill County	New River Justice Court	New Filings (cases)	205	0	215	0	4	95 ^a	49	313	881
			Reopened (cases)	1	0	1	0	0	0	0	1	3
			Grand Total Dispositions	120	0	143	0	2	93	38	272	668
			Total Non-Trial Dispositions	119	0	143	0	2	93	33	272	662
			Total Trial Dispositions	1	0	0	0	0	0	5	0	6
		Argenta Justice Court	New Filings (cases)	19	0	18	0	0	33	21	30	121
			Reopened (cases)	0	0	0	0	0	0	1	8	9
			Grand Total Dispositions	22	0	35	0	0	15	18	37	127
			Total Non-Trial Dispositions	22	0	35	0	0	15	18	37	127
			Total Trial Dispositions	0	0	0	0	0	0	0	0	0
11th Judicial District	Lander County	Austin Justice Court	New Filings (cases)	3	0	2	0	0	6	1	4	16
			Reopened (cases)	0	0	0	0	0	0	0	0	0
			Grand Total Dispositions	3	0	3	0	0	1	0	4	11
			Total Non-Trial Dispositions	3	0	3	0	0	1	0	4	11
			Total Trial Dispositions	0	0	0	0	0	0	0	0	0
		Hawthorne Justice Court	New Filings (cases)	34	0	29	0	4	9 ^a	15	47	138
			Reopened (cases)	0	0	2	0	0	0	0	0	2
			Grand Total Dispositions	8	0	5	0	0	0	5	21	39
			Total Non-Trial Dispositions	8	0	5	0	0	0	4	21	38
	Pershing County	Lake Justice Court	New Filings (cases)	54	0	43	0	0	5 ^a	13	31	146
			Reopened (cases)	0	0	0	0	0	0	0	0	0
			Grand Total Dispositions	53	0	21	0	0	3	53	30	160
			Total Non-Trial Dispositions	53	0	21	0	0	3	53	30	160
			Total Trial Dispositions	0	0	0	0	0	0	0	0	0
		Mineral County	New Filings (cases)	34	0	29	0	4	9 ^a	15	47	138
			Reopened (cases)	0	0	2	0	0	0	0	0	2
			Grand Total Dispositions	8	0	5	0	0	0	5	21	39
			Total Non-Trial Dispositions	8	0	5	0	0	0	4	21	38

^a The Petitions to Seal Records statistics are incomplete. Other Civil Matters statistics may be over-inclusive of petition to seal record actions.

Source: Uniform System for Judicial Records, Nevada AOC, Court Statistics and Analysis Unit.

Table B6-2. Civil Caseload Processed by Justice Courts in Nevada, Fiscal Year 2024.

Justice Court, Civil Caseload (1 of 4)			Real Property			Tort					Contract						Contested Liens	Petitions to Seal Records ^a	Other Civil Matters ^a	Small Claims	Protection Orders		
			Landlord/Tenant (Summary Eviction)	Unlawful Detainer Complaint	Other Real Property	Auto Negligence	Premises Liability	Other Negligence	Intentional Misconduct	Other Tort	Credit Card Collection	Payday Loan Collection	Debt Collection Agency	Other Debt Collection	Contract Buyer/Plaintiff	Other Contract					Request for DV Protection Orders	Request for Non-DV Protection Orders	High-Risk Protection Orders
Totals^b	Nevada Justice Courts	New Filings (cases)	64,437	838	485	254	4	19	68	20	35,696	7,442	2,651	6,395	213	1,666	12	681	949	4,837	1,429	6,627	10
		Reopened (cases)	14,785	27	3	16	0	0	3	1	313	76	215	120	8	74	0	4	33	266	86	344	0
		Grand Total Dispositions	85,078	741	468	261	6	26	11	36	27,895	6,209	3,216	5,093	314	1,539	12	615	1,012	4,444	1,404	6,854	8
		Total Non-Trial Dispositions	83,714	611	463	257	6	26	11	36	27,891	6,209	3,216	5,092	314	1,536	12	614	979	3,037	1,404	6,854	8
		Total Trial Dispositions	1,364	130	5	4	0	0	0	0	4	0	0	1	0	3	0	1	33	1,407	0	0	0
1st Judicial District	Carson City	New Filings (cases)	760	1	2	0	0	0	0	0	488	7	16	59	3	26	0	16	20 ^a	222	226	279	2
		Reopened (cases)	6	0	0	0	0	0	0	0	0	0	0	0	0	0	0	0	0	1	0	0	0
		Grand Total Dispositions	648	0	1	2	0	0	0	0	322	1	21	31	3	17	0	0	8	158	251	325	1
		Total Non-Trial Dispositions	592	0	1	2	0	0	0	0	322	1	21	31	3	17	0	0	7	91	251	325	1
		Total Trial Dispositions	56	0	0	0	0	0	0	0	0	0	0	0	0	0	0	0	1	67	0	0	0
	Storey County	New Filings (cases)	4	0	0	0	0	0	0	0	11	0	0	1	1	1	0	1	2 ^a	5	20	33	0
		Reopened (cases)	0	0	0	0	0	0	0	0	0	0	0	0	0	0	0	0	0	0	0	0	0
		Grand Total Dispositions	2	0	0	0	0	0	0	0	8	0	0	0	1	0	0	0	1	4	14	35	0
		Total Non-Trial Dispositions	2	0	0	0	0	0	0	0	8	0	0	0	1	0	0	0	1	4	14	35	0
		Total Trial Dispositions	0	0	0	0	0	0	0	0	0	0	0	0	0	0	0	0	0	0	0	0	0
2nd Judicial District	Washoe County	New Filings (cases)	10	0	0	0	0	0	0	0	22	1	0	4	0	2	0	0	8 ^a	17	10	33	0
		Reopened (cases)	0	0	0	0	0	0	0	0	0	0	1	0	0	0	0	0	1	0	0	5	0
		Grand Total Dispositions	6	0	0	0	0	0	0	0	13	0	2	3	0	0	0	0	10	16	9	40	0
		Total Non-Trial Dispositions	4	0	0	0	0	0	0	0	13	0	2	3	0	0	0	0	10	12	9	40	0
		Total Trial Dispositions	2	0	0	0	0	0	0	0	0	0	0	0	0	0	0	0	0	4	0	0	0
		New Filings (cases)	4,719	53	8	22	0	3	64	2	2,763	303	34	266	11	113	1	0	122 ^a	912	0	789	0
		Reopened (cases)	549	7	0	3	0	0	0	0	18	3	42	4	2	9	0	0	6	93	0	28	0
		Grand Total Dispositions	5,218	51	7	28	0	2	1	5	1,949	183	77	145	20	106	0	0	103	782	0	814	0
		Total Non-Trial Dispositions	4,715	45	3	26	0	2	1	5	1,949	183	77	145	20	105	0	0	85	650	0	814	0
		Total Trial Dispositions	503	6	4	2	0	0	0	0	0	0	0	0	0	1	0	0	18	132	0	0	0
	Sparks	New Filings (cases)	1,935	18	0	10	0	0	0	1	1,380	280	2	172	1	47	0	0	71 ^a	285	0	287	0
		Reopened (cases)	508	1	0	0	0	0	0	0	33	2	10	0	0	1	0	0	1	73	0	37	0
		Grand Total Dispositions	2,369	17	0	6	0	0	0	1	1,242	242	23	138	5	36	0	0	78	396	0	309	0
		Total Non-Trial Dispositions	2,188	16	0	6	0	0	0	1	1,242	242	23	138	5	36	0	0	72	349	0	309	0
	Wadsworth	New Filings (cases)	2	0	0	0	0	0	0	0	4	0	0	1	0	1	0	0	2 ^a	1	0	6	0
		Reopened (cases)	0	0	0	0	0	0	0	0	0	0	0	0	0	0	0	0	0	0	0	0	0
		Grand Total Dispositions	2	1	0	0	0	0	0	0	2	0	0	1	1	0	0	0	2	0	0	4	0
		Total Non-Trial Dispositions	2	0	0	0	0	0	0	0	2	0	0	1	1	0	0	0	2	0	0	4	0
		Total Trial Dispositions	0	1	0	0	0	0	0	0	0	0	0	0	0	0	0	0	0	0	0	0	0
3rd Judicial District	Lyon County	New Filings (cases)	424	1	1	0	0	0	0	0	319	11	4	40	4	24	0	1	1	53	66	162	1
		Reopened (cases)	2	0	0	0	0	0	0	0	0	0	0	0	0	0	0	0	1	0	0	0	0
		Grand Total Dispositions	379	4	1	0	0	0	0	0	269	2	4	32	8	17	0	1	1	57	64	161	1
		Total Non-Trial Dispositions	344	1	0	0	0	0	0	0	269	2	4	32	8	17	0	1	1	47	64	161	1
		Total Trial Dispositions	35	3	1	0	0	0	0	0	0	0	0	0	0	0	0	0	0	10	0	0	0
		New Filings (cases)	127	0	0	0	0	0	0	0	211	2	18	23	2	8	1	0	15	25	66	150	1
		Reopened (cases)	2	0	0	0	0	0	0	0	1	0	0	4	0	1	0	0	1	1	0	0	0
		Grand Total Dispositions	125	0	0	0	0	0	0	0	185	1	16	20	2	6	0	2	18	18	67	149	1
		Total Non-Trial Dispositions	110	0	0	0	0	0	0	0	185	1	16	20	2	6	0	1	18	14	67	149	1
		Total Trial Dispositions	15	0	0	0	0	0	0	0	0	0	0	0	0	0	0	1	0	4	0	0	0
		New Filings (cases)	150	0	0	0	0	0	0	0	84	0	3	4	0	4	0	4	87 ^a	49	108	74	3
		Reopened (cases)	58	0	0	0	0	0	0	0	3	0	0	0	0	0	0	0	1	29	20	0	0
		Grand Total Dispositions	226	0	0	0	0	0	0	0	61	0	4	6	2	1	0	4	60	42	165	97	3
		Total Non-Trial Dispositions	224	0	0	0	0	0	0	0	61	0	4	6	2	1	0	4	56	19	165	97	3
		Total Trial Dispositions	2	0	0	0	0	0	0	0	0	0	0	0	0	0	0	0	4	23	0	0	0

^a The Petitions to Seal Records statistics are incomplete. Other Civil Matters statistics may be over-inclusive of petition to seal record actions.^b Totals reflect aggregate information from the Nevada Justice Courts. Information contained herein may reflect non-standard reporting and is noted by other footnotes.^c Carson City is a consolidated municipality and the justice court includes municipal court information. Statistics are reported in the justice court tables only.

Source: Uniform System for Judicial Records, Nevada AOC, Court Statistics and Analysis Unit.

Table B6-2. Civil Caseload Processed by Justice Courts in Nevada, Fiscal Year 2024.

Justice Court, Civil Caseload (2 of 4)				Real Property			Tort					Contract						Contested Liens	Petitions to Seal Records ^a	Other Civil Matters ^a	Small Claims	Protection Orders		
				Landlord/Tenant (Summary Eviction)	Unlawful Detainer Complaint	Other Real Property	Auto Negligence	Premises Liability	Other Negligence	Intentional Misconduct	Other Tort	Credit Card Collection	Payday Loan Collection	Debt Collection Agency	Other Debt Collection	Contract Buyer Plaintiff	Other Contract					Request for DV Protection Orders	Request for Non-DV Protection Orders	High-Risk Protection Orders
4th Judicial District	Elko County	Carlin Justice Court	New Filings (cases)	17	0	0	0	0	0	0	0	11	0	0	3	0	2	0	0	4 ^a	1	13	10	0
			Reopened (cases)	0	0	0	0	0	0	0	0	0	0	0	0	0	0	0	0	0	0	0	0	0
			Grand Total Dispositions	11	0	0	0	0	0	0	0	5	0	0	1	0	0	0	0	1	2	10	8	0
			Total Non-Trial Dispositions	11	0	0	0	0	0	0	0	5	0	0	1	0	0	0	0	1	1	10	8	0
			Total Trial Dispositions	0	0	0	0	0	0	0	0	0	0	0	0	0	0	0	0	0	1	0	0	0
		Eastline Justice Court	New Filings (cases)	10	2	0	0	0	0	0	0	28	0	0	3	0	0	0	0	1 ^a	25	5	34	0
			Reopened (cases)	0	0	0	0	0	0	0	0	0	0	0	0	0	0	0	0	0	0	0	0	0
			Grand Total Dispositions	7	0	0	0	0	0	0	0	24	0	1	4	0	2	0	0	0	39	5	32	0
			Total Non-Trial Dispositions	7	0	0	0	0	0	0	0	24	0	1	4	0	2	0	0	0	38	5	32	0
			Total Trial Dispositions	0	0	0	0	0	0	0	0	0	0	0	0	0	0	0	0	1	0	0	0	0
	Elko Justice Court	New Filings (cases)	113	43	1	2	0	0	0	0	0	364	12	15	126	34	21	0	3	7 ^a	39	185	143	0
		Reopened (cases)	0	0	0	0	0	0	0	0	0	0	0	0	1	0	0	0	0	1	25	1	0	0
		Grand Total Dispositions ^d	74	6	4	0	0	0	0	0	0	150	3	0	59	3	9	0	0	0	18	138	107	0
		Total Non-Trial Dispositions	74	2	4	0	0	0	0	0	0	150	3	0	59	3	9	0	0	0	11	138	107	0
	Wells Justice Court	New Filings (cases)	21	0	1	0	0	0	0	0	0	6	0	0	1	0	0	0	0	3	0	6	24	0
		Reopened (cases)	0	0	0	0	0	0	0	0	0	0	0	0	0	0	0	0	0	0	0	0	0	0
		Grand Total Dispositions	33	0	1	0	0	0	0	0	0	5	0	0	1	0	0	0	0	1	5	20	0	0
		Total Non-Trial Dispositions	33	0	1	0	0	0	0	0	0	5	0	0	1	0	0	0	0	1	5	20	0	0
		Total Trial Dispositions	0	0	0	0	0	0	0	0	0	0	0	0	0	0	0	0	0	0	0	0	0	0
5th Judicial District	Esmeralda County	Esmeralda Justice Court	New Filings (cases)	2	0	1	1	0	0	0	0	1	0	0	0	0	0	0	0	1	4	10	6	0
			Reopened (cases)	0	0	0	0	0	0	0	0	0	0	0	0	0	0	0	0	0	0	0	0	0
			Grand Total Dispositions ^f	2	0	0	0	0	0	0	0	2	0	0	0	0	0	0	0	6	4	12	17	0
			Total Non-Trial Dispositions	2	0	0	0	0	0	0	0	2	0	0	0	0	0	0	0	6	4	12	17	0
			Total Trial Dispositions	0	0	0	0	0	0	0	0	0	0	0	0	0	0	0	0	0	0	0	0	0
	Nye County	Beatty Justice Court	New Filings (cases)	4	2	0	0	0	0	0	0	11	0	0	0	1	0	0	0	2 ^a	1	10	14	0
			Reopened (cases)	0	0	0	0	0	0	0	0	0	0	0	0	0	0	0	0	0	0	0	0	0
			Grand Total Dispositions	3	2	0	0	0	0	0	0	2	0	0	0	1	0	0	0	1	6	9	0	0
			Total Non-Trial Dispositions	3	2	0	0	0	0	0	0	2	0	0	0	1	0	0	0	1	6	9	0	0
			Total Trial Dispositions	0	0	0	0	0	0	0	0	0	0	0	0	0	0	0	0	0	0	0	0	0
		Pahrump Justice Court	New Filings (cases)	151	11	0	1	0	0	0	2	497	3	7	50	5	0	0	2	0	36	161	208	0
			Reopened (cases)	8	2	0	1	0	0	0	0	2	0	0	0	0	0	0	0	1	0	0	0	0
			Grand Total Dispositions	159	12	0	2	0	0	0	1	286	0	1	15	5	0	0	2	0	38	161	211	0
			Total Non-Trial Dispositions	158	12	0	2	0	0	0	1	285	0	1	15	5	0	0	2	0	21	161	211	0
			Total Trial Dispositions	1	0	0	0	0	0	0	0	1	0	0	0	0	0	0	0	17	0	0	0	0
	Tonopah Justice Court	New Filings (cases)	15	0	0	0	0	0	0	0	0	15	1	0	3	0	0	0	0	3	28	28	0	0
		Reopened (cases)	0	0	0	0	0	0	0	0	0	0	0	0	0	0	0	0	1	0	0	1	0	0
		Grand Total Dispositions	13	0	0	0	0	0	0	0	0	14	0	0	2	0	0	0	0	3	28	28	0	0
		Total Non-Trial Dispositions	13	0	0	0	0	0	0	0	0	14	0	0	2	0	0	0	0	2	28	28	0	0
		Total Trial Dispositions	0	0	0	0	0	0	0	0	0	0	0	0	0	0	0	0	1	0	0	0	0	0
6th Judicial District	Humboldt County	Union Justice Court	New Filings (cases)	50	0	0	0	0	0	0	0	146	3	0	12	4	9	0	1	3 ^a	32	76	127	0
			Reopened (cases)	1	0	0	0	0	0	0	0	0	0	0	0	0	0	0	0	0	0	0	0	0
			Grand Total Dispositions	40	0	0	0	0	0	0	0	103	2	1	10	4	6	0	1	18	12	77	120	0
			Total Non-Trial Dispositions	40	0	0	0	0	0	0	0	103	2	1	10	4	6	0	1	18	12	77	120	0
			Total Trial Dispositions	0	0	0	0	0	0	0	0	0	0	0	0	0	0	0	0	0	0	0	0	0
7th Judicial District	Eureka County	Eureka Justice Court	New Filings (cases)	3	0	1	0	0	0	0	0	9	0	0	1	0	0	0	0	0 ^a	2	4	12	0
			Reopened (cases)	0	0	0	0	0	0	0	0	0	0	0	0	0	0	0	0	0	0	0	0	0
			Grand Total Dispositions	1	0	0	0	0	0	0	0	10	0	1	0	0	1	0	0	0	2	4	9	0
			Total Non-Trial Dispositions	1	0	0	0	0	0	0	0	10	0	1	0	0	1	0	0	0	1	4	9	0
			Total Trial Dispositions	0	0	0	0	0	0	0	0	0	0	0	0	0	0	0	0	1	0	0	0	0

^a The Petitions to Seal Records statistics are incomplete. Other Civil Matters statistics may be over-inclusive of petition to seal record actions.^d Due to case management system limitations, most dispositions reported as non-trial dispositions.^f Includes administrative case closures.

Source: Uniform System for Judicial Records, Nevada AOC, Court Statistics and Analysis Unit.

Table B6-2. Civil Caseload Processed by Justice Courts in Nevada, Fiscal Year 2024.

Justice Court, Civil Caseload (3 of 4)				Real Property			Tort					Contract						Contested Liens	Petitions to Seal Records ^a	Other Civil Matters ^a	Small Claims	Protection Orders		
				Landlord/Tenant (Summary Eviction)	Unlawful Detainer Complaint	Other Real Property	Auto Negligence	Premises Liability	Other Negligence	Intentional Misconduct	Other Tort	Credit Card Collection	Payday Loan Collection	Debt Collection Agency	Other Debt Collection	Contract Buyer Plaintiff	Other Contract					Request for DV Protection Orders	Request for Non-DV Protection Orders	High-Risk Protection Orders
7th Judicial District	Lincoln County	Meadow Valley Justice Court	New Filings (cases)	3	0	0	0	0	0	0	0	8	0	0	1	0	0	0	0	5 ^a	6	8	1	0
			Reopened (cases)	0	0	0	0	0	0	0	0	0	0	0	0	0	0	0	0	0	0	0	0	0
			Grand Total Dispositions	1	0	0	0	0	0	0	0	5	0	0	0	0	0	0	0	0	1	1	1	0
			Total Non-Trial Dispositions	1	0	0	0	0	0	0	0	5	0	0	0	0	0	0	0	0	1	1	1	0
			Total Trial Dispositions	0	0	0	0	0	0	0	0	0	0	0	0	0	0	0	0	0	0	0	0	0
		Pahrangat Valley Justice Court	New Filings (cases)	0	0	0	0	0	0	0	0	2	0	0	0	0	0	0	0	2 ^a	0	1	0	0
			Reopened (cases)	0	0	0	0	0	0	0	0	0	0	0	0	0	0	0	0	0	0	0	0	0
			Grand Total Dispositions	0	0	0	0	0	0	0	0	4	0	0	0	0	0	0	0	1	0	0	0	0
			Total Non-Trial Dispositions	0	0	0	0	0	0	0	0	4	0	0	0	0	0	0	0	1	0	0	0	0
			Total Trial Dispositions	0	0	0	0	0	0	0	0	0	0	0	0	0	0	0	0	0	0	0	0	0
	White Pine County	Ely Justice Court	New Filings (cases)	35	2	0	0	0	0	0	0	54	1	2	7	0	8	0	0	2 ^a	45	47	50	0
			Reopened (cases)	2	0	0	0	0	0	0	0	2	0	0	1	0	0	0	0	0	10	0	1	0
			Grand Total Dispositions	30	0	0	0	0	0	0	0	32	0	1	1	1	1	0	0	1	50	41	39	0
			Total Non-Trial Dispositions	29	0	0	0	0	0	0	0	32	0	1	1	1	1	0	0	1	37	41	39	0
			Total Trial Dispositions	1	0	0	0	0	0	0	0	0	0	0	0	0	0	0	0	13	0	0	0	0
8th Judicial District	Clark County	Boulder Justice Court	New Filings (cases)	55	9	0	0	0	0	0	0	119	0	0	0	0	0	0	0	9	28	113	0	0
			Reopened (cases)	0	0	0	0	0	0	0	0	0	0	0	0	0	0	0	0	0	0	0	0	0
			Grand Total Dispositions	55	7	0	0	0	0	0	0	73	0	0	0	0	0	0	0	8	25	115	0	0
			Total Non-Trial Dispositions	55	7	0	0	0	0	0	0	73	0	0	0	0	0	0	0	8	25	115	0	0
			Total Trial Dispositions	0	0	0	0	0	0	0	0	0	0	0	0	0	0	0	0	0	0	0	0	0
		Bunkerville Justice Court	New Filings (cases)	1	0	0	0	0	0	0	0	3	0	0	0	0	0	0	0	2	3	6	0	0
			Reopened (cases)	0	0	0	0	0	0	0	0	0	0	0	0	0	0	0	0	0	0	0	0	0
			Grand Total Dispositions	1	0	0	0	0	0	0	0	3	0	0	0	0	0	0	0	0	3	6	0	0
			Total Non-Trial Dispositions	1	0	0	0	0	0	0	0	3	0	0	0	0	0	0	0	0	3	6	0	0
			Total Trial Dispositions	0	0	0	0	0	0	0	0	0	0	0	0	0	0	0	0	0	0	0	0	0
		Goodsprings Justice Court	New Filings (cases)	24	2	0	0	0	0	0	0	17	0	1	0	0	0	0	0	0	0	5	1	0
			Reopened (cases)	1	0	0	0	0	0	0	0	1	0	0	0	0	0	0	0	0	0	0	0	0
			Grand Total Dispositions	23	0	0	0	0	0	0	0	12	0	0	0	0	0	0	0	0	0	1	0	0
			Total Non-Trial Dispositions	23	0	0	0	0	0	0	0	12	0	0	0	0	0	0	0	0	0	1	0	0
			Total Trial Dispositions	0	0	0	0	0	0	0	0	0	0	0	0	0	0	0	0	0	0	0	0	0
		Henderson Justice Court	New Filings (cases)	5,335	51	40	12	1	1	0	1	3,945	677	159	510	42	131	2	28	51	280	2	497	0
			Reopened (cases)	757	0	0	1	0	0	0	0	33	3	4	4	1	3	0	0	0	1	0	13	0
			Grand Total Dispositions	5,926	45	36	8	1	1	0	0	2,678	411	137	413	40	80	2	21	37	198	2	483	0
			Total Non-Trial Dispositions	5,364	44	36	8	1	1	0	0	2,678	411	137	412	40	79	2	21	34	169	2	483	0
			Total Trial Dispositions	562	1	0	0	0	0	0	0	0	0	0	1	0	1	0	0	3	29	0	0	0
		Las Vegas Justice Court	New Filings (cases)	43,900	572	339	186	2	15	4	14	20,865	5,587	2,267	4,449	51	1,136	4	568	352	2,403	0	2,720	0
			Reopened (cases)	12,880	17	3	11	0	0	3	1	218	68	158	104	5	60	0	4	23	73	0	197	0
			Grand Total Dispositions	60,518	552	337	198	5	22	10	29	17,195	4,919	2,835	3,737	165	1,152	9	543	525	2,250	0	2,938	0
			Total Non-Trial Dispositions	60,518	438	337	196	5	22	10	29	17,194	4,919	2,835	3,737	165	1,151	9	543	524	1,260	0	2,938	0
			Total Trial Dispositions	0	114	0	2	0	0	0	0	1	0	0	0	0	1	0	0	1	990	0	0	0
		Laughlin Justice Court	New Filings (cases)	155	0	0	0	0	0	0	0	102	0	0	7	2	7	0	0	0	7	16	38	0
			Reopened (cases)	0	0	0	0	0	0	0	0	0	0	0	0	0	0	0	0	0	0	0	0	0
			Grand Total Dispositions	154	0	0	0	0	0	0	0	65	0	0	9	0	12	0	0	0	7	16	37	0
			Total Non-Trial Dispositions	154	0	0	0	0	0	0	0	65	0	0	9	0	12	0	0	0	5	16	37	0
			Total Trial Dispositions	0	0	0	0	0	0	0	0	0	0	0	0	0	0	0	0	2	0	0	0	0
		Mesquite Justice Court	New Filings (cases)	51	3	0	0	0	0	0	0	116	4	0	8	0	2	0	2	3	16	45	75	0
			Reopened (cases)	0	0	0	0	0	0	0	0	0	0	0	0	0	0	0	0	0	0	0	0	0
			Grand Total Dispositions	46	2	0	0	0	0	0	0	112	1	3	8	0	2	0	2	2	11	34	71	0
			Total Non-Trial Dispositions	46	2	0	0	0	0	0	0	110	1	3	8	0	2	0	2	2	7	34	71	0
			Total Trial Dispositions	0	0	0	0	0	0	0	0	2	0	0	0	0	0	0	0	4	0	0	0	0

^a The Petitions to Seal Records statistics are incomplete. Other Civil Matters statistics may be over-inclusive of petition to seal record actions.

Source: Uniform System for Judicial Records, Nevada AOC, Court Statistics and Analysis Unit.

Table B6-2. Civil Caseload Processed by Justice Courts in Nevada, Fiscal Year 2024.

Justice Court, Civil Caseload (4 of 4)				Real Property			Tort					Contract						Contested Liens	Petitions to Seal Records ^a	Other Civil Matters ^a	Small Claims	Protection Orders		
				Landlord/Tenant (Summary Eviction)	Unlawful Detainer Complaint	Other Real Property	Auto Negligence	Premises Liability	Other Negligence	Intentional Misconduct	Other Tort	Credit Card Collection	Payday Loan Collection	Debt Collection Agency	Other Debt Collection	Contract Buyer Plaintiff	Other Contract					Request for DV Protection Orders	Request for Non-DV Protection Orders	High-Risk Protection Orders
8th Judicial District Cont.	Clark County Cont.	Moapa Justice Court	New Filings (cases)	2	0	0	0	0	0	0	0	3	0	0	0	0	0	0	1	1	1	2	3	0
			Reopened (cases)	0	0	0	0	0	0	0	0	0	0	0	0	0	0	0	0	0	0	0	0	0
			Grand Total Dispositions	1	0	0	0	0	0	0	0	6	0	3	0	0	2	0	1	1	1	2	5	0
			Total Non-Trial Dispositions	1	0	0	0	0	0	0	0	6	0	3	0	0	2	0	1	1	1	2	5	0
			Total Trial Dispositions	0	0	0	0	0	0	0	0	0	0	0	0	0	0	0	0	0	0	0	0	0
		Moapa Valley Justice Court	New Filings (cases)	6	5	0	0	0	0	0	0	11	0	0	4	0	0	1	0	0	1	9	14	0
			Reopened (cases)	0	0	0	0	0	0	0	0	0	0	0	0	0	0	0	0	0	0	0	0	0
			Grand Total Dispositions	5	4	0	0	0	0	0	0	11	0	0	0	0	0	0	0	0	1	9	14	0
			Total Non-Trial Dispositions	5	4	0	0	0	0	0	0	11	0	0	0	0	0	0	0	0	0	9	14	0
			Total Trial Dispositions	0	0	0	0	0	0	0	0	0	0	0	0	0	0	0	0	0	1	0	0	0
		North Las Vegas Justice Court	New Filings (cases)	5,999	55	87	19	1	0	0	0	3,635	544	104	596	43	97	3	18	34	206	0	303	0
			Reopened (cases)	9	0	0	0	0	0	0	0	0	0	0	1	0	0	0	0	0	1	0	6	0
			Grand Total Dispositions	8,764	32	78	17	0	1	0	0	2,774	442	77	425	47	72	1	15	26	134	0	283	0
			Total Non-Trial Dispositions	8,761	32	78	17	0	1	0	0	2,774	442	77	425	47	72	1	15	26	95	0	283	0
			Total Trial Dispositions	3	0	0	0	0	0	0	0	0	0	0	0	0	0	0	0	0	39	0	0	0
		Searchlight Justice Court	New Filings (cases)	4	0	0	0	0	0	0	0	3	0	0	0	0	0	0	0	0	0	0	1	0
			Reopened (cases)	0	0	0	0	0	0	0	0	0	0	0	0	0	0	0	0	0	0	0	0	0
			Grand Total Dispositions	3	0	0	0	0	0	0	0	2	0	0	0	0	1	0	0	0	0	0	2	0
			Total Non-Trial Dispositions	3	0	0	0	0	0	0	0	2	0	0	0	0	1	0	0	0	0	0	2	0
			Total Trial Dispositions	0	0	0	0	0	0	0	0	0	0	0	0	0	0	0	0	0	0	0	0	0
9th Judicial District	Douglas County	East Fork Justice Court	New Filings (cases)	33	2	0	1	0	0	0	0	191	2	9	14	1	6	0	15	1	45	84	128	0
			Reopened (cases)	1	0	0	0	0	0	0	0	0	0	0	0	0	0	0	0	0	7	24	29	0
			Grand Total Dispositions	24	2	0	0	0	0	0	0	91	0	4	12	1	4	0	12	1	69	92	138	0
			Total Non-Trial Dispositions	22	2	0	0	0	0	0	0	91	0	4	12	1	4	0	12	1	61	92	138	0
			Total Trial Dispositions	2	0	0	0	0	0	0	0	0	0	0	0	0	0	0	0	0	8	0	0	0
		Tahoe Justice Court	New Filings (cases)	7	4	1	0	0	0	0	0	13	1	0	1	2	1	0	13	1	5	5	16	0
			Reopened (cases)	0	0	0	0	0	0	0	0	0	0	0	0	0	0	0	0	0	1	2	3	0
			Grand Total Dispositions	6	4	0	0	0	0	0	0	12	1	0	1	1	2	0	9	0	7	7	20	0
			Total Non-Trial Dispositions	6	4	0	0	0	0	0	0	12	1	0	1	1	2	0	9	0	7	7	20	0
			Total Trial Dispositions	0	0	0	0	0	0	0	0	0	0	0	0	0	0	0	0	0	0	0	0	0
10th Judicial District	Churchill County	New River Justice Court	New Filings (cases)	203	1	1	0	0	0	0	0	176	3	5	14	2	15	0	4	95 ^a	49	132	181	0
			Reopened (cases)	1	0	0	0	0	0	0	0	1	0	0	0	0	0	0	0	0	0	1	0	0
			Grand Total Dispositions	119	0	1	0	0	0	0	0	122	1	3	8	2	7	0	2	93	38	112	160	0
			Total Non-Trial Dispositions	118	0	1	0	0	0	0	0	122	1	3	8	2	7	0	2	93	33	112	160	0
			Total Trial Dispositions	1	0	0	0	0	0	0	0	0	0	0	0	0	0	0	0	0	5	0	0	0
11th Judicial District	Lander County	Argenta Justice Court	New Filings (cases)	19	0	0	0	0	0	0	0	13	0	0	4	1	0	0	0	33	21	16	14	0
			Reopened (cases)	0	0	0	0	0	0	0	0	0	0	0	0	0	0	0	0	0	1	5	3	0
			Grand Total Dispositions	22	0	0	0	0	0	0	0	24	0	2	7	2	0	0	0	15	18	19	18	0
			Total Non-Trial Dispositions	22	0	0	0	0	0	0	0	24	0	2	7	2	0	0	0	15	18	19	18	0
			Total Trial Dispositions	0	0	0	0	0	0	0	0	0	0	0	0	0	0	0	0	0	0	0	0	0
		Austin Justice Court	New Filings (cases)	3	0	0	0	0	0	0	0	2	0	0	0	0	0	0	0	6	1	1	3	0
			Reopened (cases)	0	0	0	0	0	0	0	0	0	0	0	0	0	0	0	0	0	0	0	0	0
			Grand Total Dispositions	3	0	0	0	0	0	0	0	3	0	0	0	0	0	0	0	1	0	0	4	0
			Total Non-Trial Dispositions	3	0	0	0	0	0	0	0	3	0	0	0	0	0	0	0	1	0	0	4	0
			Total Trial Dispositions	0	0	0	0	0	0	0	0	0	0	0	0	0	0	0	0	0	0	0	0	0
	Mineral County	Hawthorne Justice Court	New Filings (cases)	34	0	0	0	0	0	0	0	19	0	3	1	3	3	0	4	9 ^a	15	19	26	2
			Reopened (cases)	0	0	0	0	0	0	0	0	1	0	0	1	0	0	0	0	0	0	0	0	0
			Grand Total Dispositions	8	0	0	0	0	0	0	0	4	0	0	0	0	1	0	0	0	5	9	10	2
			Total Non-Trial Dispositions	8	0	0	0	0	0	0	0	4	0	0	0	0	1	0	0	0	4	9	10	2
			Total Trial Dispositions	0	0	0	0	0	0	0	0	0	0	0	0	0	0	0	0	0	1	0	0	0
	Pershing County	Lake Justice Court	New Filings (cases)	51	1	2	0	0	0	0	0	29	0	2	10	0	2	0	0	5 ^a	13	17	14	0
			Reopened (cases)	0	0	0	0	0	0	0	0	0	0	0	0	0	0	0	0	0	0	0	0	0
			Grand Total Dispositions	51	0	2	0	0	0	0	0	15	0	0	4	0	2	0	0	3	53	16	14	0
			Total Non-Trial Dispositions	51	0	2	0	0	0	0	0	15	0	0	4	0	2	0	0	3	53	16	14	0
			Total Trial Dispositions	0	0	0	0	0	0	0	0	0	0	0	0	0	0	0	0	0	0	0	0	0

^a The Petitions to Seal Records statistics are incomplete. Other Civil Matters statistics may be over-inclusive of petition to seal record actions.

Source: Uniform System for Judicial Records, Nevada AOC, Court Statistics and Analysis Unit.

Table B7-1. Criminal Caseload Processed by Municipal Courts in Nevada, Fiscal Year 2024.

Municipal Court, Criminal Caseload, Aggregate (1 of 2)			Misdemeanor (Non-Traffic), Total	Traffic, Infraction, and Parking Totals	
Totals ^a	Nevada Municipal Courts	New Filings (cases)	34,074	92,659	
		Reopened (cases)	5,210	2,236	
		Charges	42,672	119,519	
		Grand Total Dispositions	35,766	88,649	
		Total Non-Trial Dispositions	35,323	88,136	
		Total Trial Dispositions	443	513	
2nd Judicial District	Washoe County	Reno Municipal Court	New Filings (cases)	5,453	11,482
			Reopened (cases)	580	469
			Charges	6,185	13,858
			Grand Total Dispositions	5,444	11,891
			Total Non-Trial Dispositions	5,422	11,889
		Total Trial Dispositions	22	2	
		Sparks Municipal Court	New Filings (cases)	1,901	4,067
			Reopened (cases) ^b	6	0
			Charges	2,440	5,528
			Grand Total Dispositions	1,711	3,925
Total Non-Trial Dispositions	1,694		3,923		
Total Trial Dispositions	17	2			
3rd Judicial District	Lyon County	Fernley Municipal Court	New Filings (cases)	280	1,340
			Reopened (cases)	0	1
			Charges	532	1,775
			Grand Total Dispositions	199	1,164
			Total Non-Trial Dispositions	195	1,157
		Total Trial Dispositions	4	7	
		Yerington Municipal Court	New Filings (cases)	70	255
			Reopened (cases)	4	0
			Charges	80	309
			Grand Total Dispositions	81	221
Total Non-Trial Dispositions	78		214		
Total Trial Dispositions	3	7			
4th Judicial District	Elko County	Carlin Municipal Court	New Filings (cases)	90	128
			Reopened (cases)	0	0
			Charges	184	139
			Grand Total Dispositions	64	153
			Total Non-Trial Dispositions	62	153
		Total Trial Dispositions	2	0	
		Elko Municipal Court	New Filings (cases)	106	1,047
			Reopened (cases)	64	8
			Charges	107	1,048
			Grand Total Dispositions	167	950
			Total Non-Trial Dispositions	155	949
		Total Trial Dispositions	12	1	
		Wells Municipal Court	New Filings (cases)	2	184
			Reopened (cases)	0	0
			Charges	2	186
			Grand Total Dispositions	5	219
			Total Non-Trial Dispositions	5	219
		Total Trial Dispositions	0	0	
		West Wendover Municipal Court	New Filings (cases)	90	415
			Reopened (cases)	0	0
Charges	100		551		
Grand Total Dispositions	86		555 ^c		
Total Non-Trial Dispositions	83		555		
Total Trial Dispositions	3	0			

^a Totals reflect aggregate information from the Nevada Municipal Courts. Information contained herein may reflect non-standard reporting and is noted by subsequent footnotes. Case types determined by the USJR charge hierarchy defined in the Nevada Courts Statistical Reporting Dictionary. Civil Infraction reporting began January 2023. Carson City is a consolidated municipality and its statistics are reported in the justice court tables.

^b Reopened (cases) under-reported.

^c Includes administrative case closures.

Source: Uniform System for Judicial Records, Nevada AOC, Court Statistics and Analysis Unit.

Table B7-1. Criminal Caseload Processed by Municipal Courts in Nevada, Fiscal Year 2024.

Municipal Court, Criminal Caseload, Aggregate (2 of 2)				Misdemeanor (Non-Traffic), Total	Traffic, Infraction, and Parking Totals
7th Judicial District	Lincoln County	Caliente Municipal Court	New Filings (cases)	8	0
			Reopened (cases)	0	0
			Charges	8	0
			Grand Total Dispositions	11	0
			Total Non-Trial Dispositions	11	0
			Total Trial Dispositions	0	0
	White Pine County	Ely Municipal Court	New Filings (cases)	125	364
			Reopened (cases)	2	3
			Charges	165	421
			Grand Total Dispositions	133	345
			Total Non-Trial Dispositions	132	345
			Total Trial Dispositions	1	0
8th Judicial District	Clark County	Boulder Municipal Court	New Filings (cases)	480	1,280
			Reopened (cases)	6	10
			Charges	1,011	1,913
			Grand Total Dispositions	430	936
			Total Non-Trial Dispositions	416	934
			Total Trial Dispositions	14	2
		Henderson Municipal Court	New Filings (cases)	4,733	12,218
			Reopened (cases)	1,595	179
			Charges	6,278	14,937
			Grand Total Dispositions	6,002	13,046
			Total Non-Trial Dispositions	5,975	13,037
			Total Trial Dispositions	27	9
		Las Vegas Municipal Court	New Filings (cases)	14,576	38,285
			Reopened (cases)	2,219	741
			Charges	17,416	49,400
			Grand Total Dispositions	14,327	34,187
			Total Non-Trial Dispositions	14,141	34,131
			Total Trial Dispositions	186	56
		Mesquite Municipal Court	New Filings (cases)	599	1,345
			Reopened (cases)	3	1
			Charges	891	1,590
			Grand Total Dispositions	546	1,165
			Total Non-Trial Dispositions	538	1,163
			Total Trial Dispositions	8	2
		North Las Vegas Municipal Court	New Filings (cases)	5,280	19,990
			Reopened (cases)	731	823
			Charges	6,970	27,510
			Grand Total Dispositions	6,327	19,601
			Total Non-Trial Dispositions	6,185	19,176
			Total Trial Dispositions	142	425
10th Judicial District	Churchill County	Fallon Municipal Court	New Filings (cases)	281	259
			Reopened (cases)	0	1
			Charges	303	354
			Grand Total Dispositions	233	291
			Total Non-Trial Dispositions	231	291
			Total Trial Dispositions	2	0

Source: Uniform System for Judicial Records, Nevada AOC, Court Statistics and Analysis Unit.

Table B7-2. Criminal Caseload Processed by Municipal Courts in Nevada, Fiscal Year 2024.

Municipal Court, Criminal Caseload, Misdemeanor (1 of 3)				Crimes Against Persons, Misdemeanor	Domestic Violence, Misdemeanor	Older/Vulnerable Persons Abuse, Misdemeanor	Protection Order Violation, Misdemeanor	Crimes Against Property, Misdemeanor	Drugs, Misdemeanor	Weapons, Misdemeanor	Public Order, Misdemeanor	Motor Vehicle - DUI, Misdemeanor	Motor Vehicle - Reckless, Misdemeanor	Other, Misdemeanor	Traffic, Misdemeanor	Traffic, Infraction	Parking ^a	Other Infraction
Totals^a	Nevada Municipal Courts	New Filings (cases)		3,999	4,030	11	318	10,682	2,283	205	2,874	4,752	926	3,994	34,635	56,200	1,535	289
		Reopened (cases)		516	887	2	86	1,136	440	27	214	1,133	91	678	2,144	83	7	2
		Charges		4,335	4,536	13	417	12,273	3,695	265	3,883	5,203	1,257	6,795	57,993	59,410	1,807	309
		Grand Total Dispositions		3,960	4,321	12	359	10,191	2,523	213	2,935	5,477	777	4,998	31,927	55,000	1,402	320
		Total Non-Trial Dispositions		3,868	4,276	12	354	10,124	2,505	208	2,913	5,441	763	4,859	31,435	54,985	1,397	319
		Total Trial Dispositions		92	45	0	5	67	18	5	22	36	14	139	492	15	5	1
2nd Judicial District	Washoe County	Reno Municipal Court	New Filings (cases)	495	379	11	20	2,293	210	19	614	641	94	677	3,644	7,838	0	0
		Reno Municipal Court	Reopened (cases)	37	55	2	5	106	32	2	53	213	17	58	469	0	0	0
		Reno Municipal Court	Charges	555	392	12	29	2,433	271	26	699	684	113	971	5,868	7,990	0	0
		Reno Municipal Court	Grand Total Dispositions	480	400	11	14	2,069	230	18	704	772	103	643	4,046	7,843	2	0
		Reno Municipal Court	Total Non-Trial Dispositions	479	398	11	14	2,061	230	18	704	769	99	639	4,044	7,843	2	0
		Reno Municipal Court	Total Trial Dispositions	1	2	0	0	8	0	0	0	3	4	4	2	0	0	0
	Sparks Municipal Court	Sparks Municipal Court	New Filings (cases)	182	206	0	47	919	106	14	76	241	32	78	1,582	2,413	71	1
		Sparks Municipal Court	Reopened (cases) ^b	0	3	0	0	1	0	0	0	1	0	1	0 ^b	0 ^b	0 ^b	0 ^b
		Sparks Municipal Court	Charges	212	298	0	71	1,065	174	15	116	268	39	182	2,977	2,445	105	1
		Sparks Municipal Court	Grand Total Dispositions	173	203	0	46	791	95	13	90	196	29	75	1,409	2,462	54	0
3rd Judicial District	Lyon County	Fernley Municipal Court	New Filings (cases)	31	0	0	1	53	37	2	9	49	13	85	526	807	7	0
		Fernley Municipal Court	Reopened (cases)	0	0	0	0	0	0	0	0	0	0	0	1	0	0	0
		Fernley Municipal Court	Charges	31	1	0	1	81	46	2	13	56	13	288	927	839	9	0
		Fernley Municipal Court	Grand Total Dispositions	22	1	0	0	34	29	0	6	37	11	59	442	717	5	0
		Fernley Municipal Court	Total Non-Trial Dispositions	21	1	0	0	34	28	0	6	37	10	58	435	717	5	0
		Fernley Municipal Court	Total Trial Dispositions	1	0	0	0	0	1	0	0	0	1	1	7	0	0	0
		Yerington Municipal Court	New Filings (cases)	6	12	0	1	12	7	0	17	11	1	3	82	172	1	0
		Yerington Municipal Court	Reopened (cases)	0	0	0	0	2	0	0	0	2	0	0	0	0	0	0
		Yerington Municipal Court	Charges	6	13	0	1	14	10	0	21	11	1	3	126	182	1	0
		Yerington Municipal Court	Grand Total Dispositions	7	13	0	1	19	5	0	14	18	1	3	78	143	0	0
		Yerington Municipal Court	Total Non-Trial Dispositions	7	11	0	1	19	5	0	14	17	1	3	78	136	0	0
		Yerington Municipal Court	Total Trial Dispositions	0	2	0	0	0	0	0	0	1	0	0	0	7	0	0

^a Totals reflect aggregate information from the Nevada Municipal Courts. Information contained herein may reflect non-standard reporting and is noted by subsequent footnotes. Case types determined by the USJR charge hierarchy defined in the Nevada Courts Statistical Reporting Dictionary. Parking includes both misdemeanor and civil infraction offenses; civil infraction reporting began January 2023. Carson City is a consolidated municipality and its statistics are reported in the justice court tables.

^b Reopened (cases) under-reported.

Source: Uniform System for Judicial Records, Nevada AOC, Court Statistics and Analysis Unit.

Table B7-2. Criminal Caseload Processed by Municipal Courts in Nevada, Fiscal Year 2024.

Municipal Court, Criminal Caseload, Misdemeanor (2 of 3)				Crimes Against Persons, Misdemeanor	Domestic Violence, Misdemeanor	Older/Vulnerable Persons Abuse, Misdemeanor	Protection Order Violation, Misdemeanor	Crimes Against Property, Misdemeanor	Drugs, Misdemeanor	Weapons, Misdemeanor	Public Order, Misdemeanor	Motor Vehicle - DUI, Misdemeanor	Motor Vehicle - Reckless, Misdemeanor	Other, Misdemeanor	Traffic, Misdemeanor	Traffic, Infraction	Parking ^a	Other Infraction
4th Judicial District	Elko County	Carlin Municipal Court	New Filings (cases)	0	0	0	0	4	0	0	66	0	0	20	24	102	2	0
			Reopened (cases)	0	0	0	0	0	0	0	0	0	0	0	0	0	0	0
			Charges	0	0	0	0	4	0	0	121	0	0	59	29	102	8	0
			Grand Total Dispositions	0	0	0	0	1	0	0	48	1	0	14	16	133	4	0
			Total Non-Trial Dispositions	0	0	0	0	1	0	0	47	1	0	13	16	133	4	0
			Total Trial Dispositions	0	0	0	0	0	0	0	1	0	0	1	0	0	0	0
		Elko Municipal Court ^c	New Filings (cases)	0	0	0	0	2	0	0	1	1	1	101	147	893	7	0
			Reopened (cases)	0	0	0	0	1	0	0	0	1	0	62	5	3	0	0
			Charges ^d	0	0	0	0	2	0	0	1	1	1	102	148 ^d	893 ^d	7 ^d	0
			Grand Total Dispositions	0	0	0	0	2	0	0	1	8	0	156	109 ^c	835 ^c	6 ^c	0
			Total Non-Trial Dispositions	0	0	0	0	2	0	0	1	5	0	147	109	834	6	0
			Total Trial Dispositions	0	0	0	0	0	0	0	0	3	0	9	0	1	0	0
		Wells Municipal Court	New Filings (cases)	0	0	0	0	0	0	0	0	0	2	0	6	175	3	0
			Reopened (cases)	0	0	0	0	0	0	0	0	0	0	0	0	0	0	0
			Charges	0	0	0	0	0	0	0	0	0	2	0	7	176	3	0
			Grand Total Dispositions	0	0	0	0	2	0	0	0	0	2	1	9	208	2	0
			Total Non-Trial Dispositions	0	0	0	0	2	0	0	0	0	2	1	9	208	2	0
			Total Trial Dispositions	0	0	0	0	0	0	0	0	0	0	0	0	0	0	0
		West Wendover Municipal Court	New Filings (cases)	18	0	0	0	30	0	2	5	10	5	20	13	402	0	0
			Reopened (cases)	0	0	0	0	0	0	0	0	0	0	0	0	0	0	0
			Charges	19	0	0	0	32	0	2	7	11	8	21	21	530	0	0
			Grand Total Dispositions	18	0	0	0	17	0	1	6	19	2	23	17 ^f	537 ^f	1 ^f	0
			Total Non-Trial Dispositions	18	0	0	0	17	0	1	5	17	2	23	17	537	1	0
			Total Trial Dispositions	0	0	0	0	0	0	0	1	2	0	0	0	0	0	0
7th Judicial District	Lincoln County	Caliente Municipal Court	New Filings (cases)	0	0	0	0	0	0	0	0	0	0	8	0	0	0	0
			Reopened (cases)	0	0	0	0	0	0	0	0	0	0	0	0	0	0	0
			Charges	0	0	0	0	0	0	0	0	0	0	8	0	0	0	0
			Grand Total Dispositions	0	0	0	0	0	0	0	0	0	0	11	0	0	0	0
			Total Non-Trial Dispositions	0	0	0	0	0	0	0	0	0	0	11	0	0	0	0
			Total Trial Dispositions	0	0	0	0	0	0	0	0	0	0	0	0	0	0	0
	White Pine County	Ely Municipal Court	New Filings (cases)	11	0	0	1	46	7	1	39	16	1	3	159	204	1	0
			Reopened (cases)	0	0	0	0	1	0	0	0	1	0	0	3	0	0	0
			Charges	11	0	0	1	51	9	1	64	21	2	5	213	207	1	0
			Grand Total Dispositions	20	0	0	4	45	7	2	34	18	0	3	149	193	0	3
			Total Non-Trial Dispositions	20	0	0	4	44	7	2	34	18	0	3	149	193	0	3
			Total Trial Dispositions	0	0	0	0	1	0	0	0	0	0	0	0	0	0	0

^a Parking includes both misdemeanor and civil infraction offenses; civil infraction reporting began January 2023.

^c Due to case management system limitations, most misdemeanor cases reported in Other Misdemeanor and most dispositions reported as non-trial dispositions.

^d Charges under-reported and include New Filing counts.

^f Includes administrative case closures.

Source: Uniform System for Judicial Records, Nevada AOC, Court Statistics and Analysis Unit.

Table B7-2. Criminal Caseload Processed by Municipal Courts in Nevada, Fiscal Year 2024.

Municipal Court, Criminal Caseload, Misdemeanor (3 of 3)				Crimes Against Persons, Misdemeanor	Domestic Violence, Misdemeanor	Older/Vulnerable Persons Abuse, Misdemeanor	Protection Order Violation, Misdemeanor	Crimes Against Property, Misdemeanor	Drugs, Misdemeanor	Weapons, Misdemeanor	Public Order, Misdemeanor	Motor Vehicle - DUI, Misdemeanor	Motor Vehicle - Reckless, Misdemeanor	Other, Misdemeanor	Traffic, Misdemeanor	Traffic, Infraction	Parking ^a	Other Infraction
8th Judicial District	Clark County	Boulder Municipal Court	New Filings (cases)	29	42	0	1	45	63	6	22	117	45	110	639	584	55	2
			Reopened (cases)	2	0	0	0	2	1	0	0	0	0	1	9	1	0	0
			Charges	32	47	0	1	57	140	6	34	133	60	501	1,249	601	61	2
			Grand Total Dispositions	30	21	0	3	46	58	8	22	113	32	97	513	380	43	0
			Total Non-Trial Dispositions	27	21	0	3	46	58	8	22	113	32	86	512	379	43	0
			Total Trial Dispositions	3	0	0	0	0	0	0	0	0	0	11	1	1	0	0
		Henderson Municipal Court	New Filings (cases)	666	836	0	79	1,304	565	19	155	294	70	745	4,826	6,553	774	65
			Reopened (cases)	156	417	0	47	268	150	5	13	394	30	115	173	0	4	2
			Charges	726	959	1	87	1,533	972	32	237	319	82	1,330	6,957	7,124	791	65
			Grand Total Dispositions	745	1,227	0	116	1,338	736	27	176	835	83	719	6,058	6,188	742	58
			Total Non-Trial Dispositions	735	1,223	0	116	1,337	733	27	174	832	81	717	6,049	6,188	742	58
			Total Trial Dispositions	10	4	0	0	1	3	0	2	3	2	2	9	0	0	0
		Las Vegas Municipal Court	New Filings (cases)	1,797	1,611	0	105	4,396	878	103	1,513	2,564	357	1,252	14,360	23,299	451	175
			Reopened (cases)	261	331	0	30	669	231	17	139	461	19	61	726	14	1	0
			Charges	1,917	1,778	0	125	4,982	1,258	128	1,971	2,753	560	1,944	23,968	24,623	617	192
			Grand Total Dispositions	1,756	1,550	0	115	4,379	969	102	1,504	2,624	247	1,081	11,458	22,138	390	201
			Total Non-Trial Dispositions	1,696	1,531	0	112	4,336	957	98	1,489	2,609	244	1,069	11,407	22,136	387	201
			Total Trial Dispositions	60	19	0	3	43	12	4	15	15	3	12	51	2	3	0
		Mesquite Municipal Court	New Filings (cases)	45	69	0	8	207	97	5	22	105	7	34	404	901	37	3
			Reopened (cases)	0	1	0	0	2	0	0	0	0	0	0	1	0	0	0
			Charges	51	94	0	10	269	214	6	37	155	8	47	639	911	37	3
			Grand Total Dispositions	41	55	0	5	180	93	5	26	95	7	39	343	784	35	3
			Total Non-Trial Dispositions	40	54	0	5	177	92	5	26	93	7	39	341	784	35	3
			Total Trial Dispositions	1	1	0	0	3	1	0	0	2	0	0	2	0	0	0
		North Las Vegas Municipal Court	New Filings (cases)	696	857	0	48	1,318	309	33	321	668	296	734	8,068	11,753	126	43
			Reopened (cases)	60	80	0	4	84	26	3	9	60	25	380	756	65	2	0
			Charges	750	936	0	83	1,687	597	46	546	754	366	1,205	14,615	12,682	167	46
			Grand Total Dispositions	642	835	0	53	1,228	298	36	293	696	259	1,987	7,101	12,327	118	55
			Total Non-Trial Dispositions	628	820	0	53	1,221	298	36	293	692	255	1,889	6,683	12,323	116	54
			Total Trial Dispositions	14	15	0	0	7	0	0	0	4	4	98	418	4	2	1
10th Judicial District	Churchill County	Fallon Municipal Court	New Filings (cases)	23	18	0	7	53	4	1	14	35	2	124	155	104	0	0
			Reopened (cases)	0	0	0	0	0	0	0	0	0	0	0	1	0	0	0
			Charges	25	18	0	8	63	4	1	16	37	2	129	249	105	0	0
			Grand Total Dispositions	26	16	1	2	40	3	1	11	45	1	87	179	112	0	0
			Total Non-Trial Dispositions	26	16	1	2	40	3	1	10	44	1	87	179	112	0	0
			Total Trial Dispositions	0	0	0	0	0	0	0	1	1	0	0	0	0	0	0

^a Parking includes both misdemeanor and civil infraction offenses; civil infraction reporting began January 2023.
Source: Uniform System for Judicial Records, Nevada AOC, Court Statistics and Analysis Unit.

Table B8. Civil Caseload Processed by Municipal Courts in Nevada, Fiscal Year 2024.

Municipal Court, Civil Caseload, Aggregate (1 of 2)				Real Property	Tort	Contract	Contested Liens	Petitions to Seal Records ^a	Other Civil Matters ^a	Totals
Totals ^b	Nevada Municipal Courts	New Filings (cases)		0	0	0	0	320	85	405
		Reopened (cases)		0	0	0	0	27	0	27
		Grand Total Dispositions		0	0	0	0	399	75	474
		Total Non-Trial Dispositions		0	0	0	0	399	75	474
		Total Trial Dispositions		0	0	0	0	0	0	0
1st Judicial District	Carson City Municipal Court	New Filings (cases)		0	0	0	0	0	0	0
		Reopened (cases)		0	0	0	0	0	0	0
		Grand Total Dispositions		0	0	0	0	0	0	0
		Total Non-Trial Dispositions		0	0	0	0	0	0	0
		Total Trial Dispositions		0	0	0	0	0	0	0
2nd Judicial District	Reno Municipal Court	New Filings (cases)		0	0	0	0	0	64 ^a	64
		Reopened (cases)		0	0	0	0	0	0	0
		Grand Total Dispositions		0	0	0	0	0	54	54
		Total Non-Trial Dispositions		0	0	0	0	0	54	54
		Total Trial Dispositions		0	0	0	0	0	0	0
	Sparks Municipal Court	New Filings (cases)		0	0	0	0	2	3 ^a	5
		Reopened (cases)		0	0	0	0	0	0	0
		Grand Total Dispositions		0	0	0	0	2	3	5
		Total Non-Trial Dispositions		0	0	0	0	2	3	5
		Total Trial Dispositions		0	0	0	0	0	0	0
3rd Judicial District	Fernley Municipal Court	New Filings (cases)		0	0	0	0	0	0	0
		Reopened (cases)		0	0	0	0	0	0	0
		Grand Total Dispositions		0	0	0	0	0	0	0
		Total Non-Trial Dispositions		0	0	0	0	0	0	0
		Total Trial Dispositions		0	0	0	0	0	0	0
	Yerington Municipal Court	New Filings (cases)		0	0	0	0	0	0	0
		Reopened (cases)		0	0	0	0	0	0	0
		Grand Total Dispositions		0	0	0	0	0	0	0
		Total Non-Trial Dispositions		0	0	0	0	0	0	0
		Total Trial Dispositions		0	0	0	0	0	0	0
4th Judicial District	Elko County	Carlin Municipal Court	New Filings (cases)	0	0	0	0	0	0	0
			Reopened (cases)	0	0	0	0	0	0	0
			Grand Total Dispositions	0	0	0	0	0	0	0
			Total Non-Trial Dispositions	0	0	0	0	0	0	0
			Total Trial Dispositions	0	0	0	0	0	0	0
		Elko Municipal Court	New Filings (cases)	0	0	0	0	1	1	2
			Reopened (cases)	0	0	0	0	0	0	0
			Grand Total Dispositions	0	0	0	0	2	0	2
			Total Non-Trial Dispositions	0	0	0	0	2	0	2
			Total Trial Dispositions	0	0	0	0	0	0	0
		Wells Municipal Court	New Filings (cases)	0	0	0	0	0	0	0
			Reopened (cases)	0	0	0	0	0	0	0
			Grand Total Dispositions	0	0	0	0	0	0	0
			Total Non-Trial Dispositions	0	0	0	0	0	0	0
			Total Trial Dispositions	0	0	0	0	0	0	0
		West Wendover Municipal Court	New Filings (cases)	0	0	0	0	0	1	1
			Reopened (cases)	0	0	0	0	0	0	0
			Grand Total Dispositions	0	0	0	0	0	1	1
			Total Non-Trial Dispositions	0	0	0	0	0	1	1
			Total Trial Dispositions	0	0	0	0	0	0	0

^a The Petitions to Seal Records statistics are incomplete. Other Civil Matters statistics may be over-inclusive of petition to seal record actions.

^b Totals reflect aggregate information from the Nevada Municipal Courts. Information contained herein may reflect non-standard reporting and is noted by other footnotes.

Source: Uniform System for Judicial Records, Nevada AOC, Court Statistics and Analysis Unit.

Table B8. Civil Caseload Processed by Municipal Courts in Nevada, Fiscal Year 2024.

Municipal Court, Civil Caseload, Aggregate (2 of 2)				Real Property	Tort	Contract	Contested Liens	Petitions to Seal Records ^a	Other Civil Matters ^a	Totals
7th Judicial District	Lincoln County	Caliente Municipal Court	New Filings (cases)	0	0	0	0	0	0	0
			Reopened (cases)	0	0	0	0	0	0	0
			Grand Total Dispositions	0	0	0	0	0	0	0
			Total Non-Trial Dispositions	0	0	0	0	0	0	0
			Total Trial Dispositions	0	0	0	0	0	0	0
	White Pine County	Ely Municipal Court	New Filings (cases)	0	0	0	0	0	0	0
			Reopened (cases)	0	0	0	0	0	0	0
			Grand Total Dispositions	0	0	0	0	0	0	0
			Total Non-Trial Dispositions	0	0	0	0	0	0	0
			Total Trial Dispositions	0	0	0	0	0	0	0
8th Judicial District	Clark County	Boulder Municipal Court	New Filings (cases)	0	0	0	0	0	8 ^a	8
			Reopened (cases)	0	0	0	0	0	0	0
			Grand Total Dispositions	0	0	0	0	0	6	6
			Total Non-Trial Dispositions	0	0	0	0	0	6	6
			Total Trial Dispositions	0	0	0	0	0	0	0
		Henderson Municipal Court	New Filings (cases)	0	0	0	0	90	4	94
			Reopened (cases)	0	0	0	0	0	0	0
			Grand Total Dispositions ^c	0	0	0	0	124	7	131 ^c
			Total Non-Trial Dispositions	0	0	0	0	124	7	131
			Total Trial Dispositions	0	0	0	0	0	0	0
		Las Vegas Municipal Court	New Filings (cases)	0	0	0	0	121	0	121
			Reopened (cases)	0	0	0	0	27	0	27
			Grand Total Dispositions	0	0	0	0	166	0	166
			Total Non-Trial Dispositions	0	0	0	0	166	0	166
			Total Trial Dispositions	0	0	0	0	0	0	0
		Mesquite Municipal Court	New Filings (cases)	0	0	0	0	0	4 ^a	4
			Reopened (cases)	0	0	0	0	0	0	0
			Grand Total Dispositions	0	0	0	0	0	4	4
			Total Non-Trial Dispositions	0	0	0	0	0	4	4
			Total Trial Dispositions	0	0	0	0	0	0	0
		North Las Vegas Municipal Court	New Filings (cases)	0	0	0	0	105	0	105
			Reopened (cases)	0	0	0	0	0	0	0
			Grand Total Dispositions	0	0	0	0	105	0	105
			Total Non-Trial Dispositions	0	0	0	0	105	0	105
			Total Trial Dispositions	0	0	0	0	0	0	0
10th Judicial District	Churchill County	Fallon Municipal Court	New Filings (cases)	0	0	0	0	1	0	1
			Reopened (cases)	0	0	0	0	0	0	0
			Grand Total Dispositions	0	0	0	0	0	0	0
			Total Non-Trial Dispositions	0	0	0	0	0	0	0
			Total Trial Dispositions	0	0	0	0	0	0	0

^a The Petitions to Seal Records statistics are incomplete. Other Civil Matters statistics may be over-inclusive of petition to seal record actions.

^c Includes administrative case closures.

Source: Uniform System for Judicial Records, Nevada AOC, Court Statistics and Analysis Unit.

Table B9. Juvenile Traffic and Civil Infraction Caseload Processed by Courts in Nevada, Fiscal Year 2024.

Juvenile Traffic and Civil Infraction Caseload (1 of 3)				Traffic, Misdemeanor	Traffic, Infraction	Other Infraction	Totals
Totals^a	Nevada Trial Courts	New Filings (cases)		1,828	395	1	2,224
		Reopened (cases)		1	0	0	1
		Charges		2,407	449	1	2,857
		Grand Total Dispositions		1,706	379	1	2,086
		Total Non-Trial Dispositions		1,705	378	1	2,084
		Total Trial Dispositions		1	1	0	2
1st Judicial District	Carson City District Court	New Filings (cases)		105 ^b	(b)	(b)	105
		Reopened (cases)		0			0
		Charges		139			139
		Grand Total Dispositions		42			42
		Total Non-Trial Dispositions		42			42
		Total Trial Dispositions		0			0
	Storey County District Court	New Filings (cases)		1 ^b	(b)	(b)	1
		Reopened (cases)		0			0
		Charges		1			1
		Grand Total Dispositions		1			1
		Total Non-Trial Dispositions		1			1
		Total Trial Dispositions		0			0
2nd Judicial District	Washoe County District Court	New Filings (cases)		1,259 ^b	(b)	(b)	1,259
		Reopened (cases)		0 ^c			0 ^c
		Charges		1,685			1,685
		Grand Total Dispositions		1,253			1,253
		Total Non-Trial Dispositions		1,253			1,253
		Total Trial Dispositions		0			0
3rd Judicial District	Lyon County District Court	New Filings (cases)		63 ^b	(b)	(b)	63
		Reopened (cases)		0 ^c			0 ^c
		Charges		100			100
		Grand Total Dispositions		0 ^d			0 ^d
		Total Non-Trial Dispositions		0			0
		Total Trial Dispositions		0			0
	Yerington Municipal Court	New Filings (cases)		0	1	0	1
		Reopened (cases)		0	0	0	0
		Charges		0	1	0	1
		Grand Total Dispositions		0	5	0	5
		Total Non-Trial Dispositions		0	5	0	5
		Total Trial Dispositions		0	0	0	0
4th Judicial District	Elko County District Court ^d	New Filings (cases)		4	0	0	4
		Reopened (cases)		0	0	0	0
		Charges		8	0	0	8
		Grand Total Dispositions		19	0	0	19
		Total Non-Trial Dispositions		19	0	0	19
		Total Trial Dispositions		0	0	0	0
5th Judicial District	Esmeralda County District Court	New Filings (cases)		6 ^b	(b)	(b)	6
		Reopened (cases)		0			0
		Charges		7			7
		Grand Total Dispositions		0			0
		Total Non-Trial Dispositions		0			0
		Total Trial Dispositions		0			0
	Nye County District Court	New Filings (cases)		66 ^b	(b)	(b)	66
		Reopened (cases)		0			0
		Charges		67			67
		Grand Total Dispositions		59			59
		Total Non-Trial Dispositions		59			59
		Total Trial Dispositions		0			0
6th Judicial District	Humboldt County District Court	New Filings (cases)		80 ^b	(b)	(b)	80
		Reopened (cases)		0			0
		Charges		92			92
		Grand Total Dispositions		78			78
		Total Non-Trial Dispositions		78			78
		Total Trial Dispositions		0			0

^a Totals reflect aggregate information from the Nevada Trial Courts; courts that heard Juvenile Traffic matters are included in this table only. Information contained herein may reflect non-standard reporting and is noted by subsequent footnotes.

^b Civil infraction information may be included in the Traffic, Misdemeanor case type.

^c Reopened counts not reported or under-reported.

^d Statistics under-reported due to conversion to a new case management system.

Source: Uniform System for Judicial Records, Nevada AOC, Research and Statistics Unit.

Table B9. Juvenile Traffic and Civil Infraction Caseload Processed by Courts in Nevada, Fiscal Year 2024.

Juvenile Traffic and Civil Infraction Caseload (2 of 3)				Traffic, Misdemeanor	Traffic, Infraction	Other Infraction	Totals
7th Judicial District	Eureka County	Eureka County District Court	New Filings (cases)	1 ^b	(b)	(b)	1
			Reopened (cases)	0			0
			Charges	1			1
			Grand Total Dispositions	0			0
			Total Non-Trial Dispositions	0			0
			Total Trial Dispositions	0			0
		Eureka Justice Court	New Filings (cases)	9 ^b	(b)	(b)	9
			Reopened (cases)	0			0
			Charges	11			11
			Grand Total Dispositions	8			8
			Total Non-Trial Dispositions	7			7
			Total Trial Dispositions	1			1
	Lincoln County	Lincoln County District Court	New Filings (cases)	0 ^b	(b)	(b)	0
			Reopened (cases)	0			0
			Charges	0			0
			Grand Total Dispositions	0			0
			Total Non-Trial Dispositions	0			0
			Total Trial Dispositions	0			0
		Pahrnagat Valley Justice Court	New Filings (cases)	4 ^b	(b)	(b)	4
			Reopened (cases)	0			0
			Charges	4			4
			Grand Total Dispositions	4			4
			Total Non-Trial Dispositions	4			4
			Total Trial Dispositions	0			0
	White Pine County	White Pine County District Court	New Filings (cases)	3 ^b	(b)	(b)	3
			Reopened (cases)	0			0
			Charges	4			4
			Grand Total Dispositions	2			2
			Total Non-Trial Dispositions	2			2
			Total Trial Dispositions	0			0
		Ely Justice Court	New Filings (cases)	4 ^b	(b)	(b)	4
			Reopened (cases)	0			0
			Charges	4			4
			Grand Total Dispositions	2			2
			Total Non-Trial Dispositions	2			2
			Total Trial Dispositions	0			0
8th Judicial District	Clark County	Boulder Justice Court	New Filings (cases)	2	5	0	7
			Reopened (cases)	0	0	0	0
			Charges	3	6	0	9
			Grand Total Dispositions	1	1	0	2
			Total Non-Trial Dispositions	1	1	0	2
			Total Trial Dispositions	0	0	0	0
		Bunkerville Justice Court	New Filings (cases)	3	11	0	14
			Reopened (cases)	0	0	0	0
			Charges	3	12	0	15
			Grand Total Dispositions	5	12	0	17
			Total Non-Trial Dispositions	5	12	0	17
			Total Trial Dispositions	0	0	0	0
		Goodsprings Justice Court	New Filings (cases)	9	15	0	24
			Reopened (cases)	0	0	0	0
			Charges	10	15	0	25
			Grand Total Dispositions	11	8	0	19
			Total Non-Trial Dispositions	11	8	0	19
			Total Trial Dispositions	0	0	0	0
		Henderson Justice Court	New Filings (cases)	16	32	0	48
			Reopened (cases)	0	0	0	0
			Charges	22	36	0	58
			Grand Total Dispositions	10	33	0	43
			Total Non-Trial Dispositions	10	33	0	43
			Total Trial Dispositions	0	0	0	0

^b Civil infraction information may be included in the Traffic, Misdemeanor case type.
Source: Uniform System for Judicial Records, Nevada AOC, Research and Statistics Unit.

Table B9. Juvenile Traffic and Civil Infraction Caseload Processed by Courts in Nevada, Fiscal Year 2024.

Juvenile Traffic and Civil Infraction Caseload (3 of 3)				Traffic, Misdemeanor	Traffic, Infraction	Other Infraction	Totals
8th Judicial District Cont.	Clark County Cont.	Laughlin Justice Court	New Filings (cases)	3	9	0	12
			Reopened (cases)	0	0	0	0
			Charges	4	10	0	14
			Grand Total Dispositions	4	8	0	12
			Total Non-Trial Dispositions	4	8	0	12
			Total Trial Dispositions	0	0	0	0
		Moapa Justice Court	New Filings (cases)	9	11	0	20
			Reopened (cases)	0	0	0	0
			Charges	11	11	0	22
			Grand Total Dispositions	8	7	0	15
			Total Non-Trial Dispositions	8	7	0	15
			Total Trial Dispositions	0	0	0	0
		Moapa Valley Justice Court	New Filings (cases)	13	24	0	37
			Reopened (cases)	0	0	0	0
			Charges	18	25	0	43
			Grand Total Dispositions	11	20	0	31
			Total Non-Trial Dispositions	11	20	0	31
			Total Trial Dispositions	0	0	0	0
		North Las Vegas Justice Court	New Filings (cases)	3	6	0	9
			Reopened (cases)	0	0	0	0
			Charges	5	8	0	13
			Grand Total Dispositions	0	1	0	1
			Total Non-Trial Dispositions	0	1	0	1
			Total Trial Dispositions	0	0	0	0
		Searchlight Justice Court	New Filings (cases)	4	5	0	9
			Reopened (cases)	0	0	0	0
			Charges	4	6	0	10
			Grand Total Dispositions	2	5	0	7
			Total Non-Trial Dispositions	2	5	0	7
			Total Trial Dispositions	0	0	0	0
		Boulder Municipal Court	New Filings (cases)	10 ^b	(b)	(b)	10
			Reopened (cases)	0			0
			Charges	12			12
			Grand Total Dispositions	9			9
			Total Non-Trial Dispositions	9			9
			Total Trial Dispositions	0			0
		Henderson Municipal Court	New Filings (cases)	98	155	1	254
			Reopened (cases)	1	0	0	1
			Charges	128	195	1	324
			Grand Total Dispositions	120	169	1	290
			Total Non-Trial Dispositions	120	169	1	290
			Total Trial Dispositions	0	0	0	0
		Mesquite Municipal Court	New Filings (cases)	11 ^b	(b)	(b)	11
			Reopened (cases)	0			0
			Charges	14			14
			Grand Total Dispositions	10			10
			Total Non-Trial Dispositions	10			10
			Total Trial Dispositions	0			0
9th Judicial District	Douglas County	Douglas County District Court	New Filings (cases)	19	111	0	130
			Reopened (cases)	0	0	0	0
			Charges	24	114	0	138
			Grand Total Dispositions	19	100	0	119
			Total Non-Trial Dispositions	19	99	0	118
			Total Trial Dispositions	0	1	0	1
10th Judicial District	Churchill County	Churchill County District Court	New Filings (cases)	4	10	0	14
			Reopened (cases)	0	0	0	0
			Charges	6	10	0	16
			Grand Total Dispositions	11	10	0	21
			Total Non-Trial Dispositions	11	10	0	21
			Total Trial Dispositions	0	0	0	0
11th Judicial District	Lander County	Lander County District Court	New Filings (cases)	7 ^b	(b)	(b)	7
			Reopened (cases)	0			0
			Charges	7			7
			Grand Total Dispositions	6			6
			Total Non-Trial Dispositions	6			6
			Total Trial Dispositions	0			0
	Mineral County	Mineral County District Court	New Filings (cases)	4 ^b	(b)	(b)	4
			Reopened (cases)	0			0
			Charges	4			4
			Grand Total Dispositions	2			2
			Total Non-Trial Dispositions	2			2
			Total Trial Dispositions	0			0
	Pershing County	Pershing County District Court	New Filings (cases)	8 ^b	(b)	(b)	8
			Reopened (cases)	0			0
			Charges	9			9
			Grand Total Dispositions	9			9
			Total Non-Trial Dispositions	9			9
			Total Trial Dispositions	0			0

^b Civil infraction information may be included in the Traffic, Misdemeanor case type.
Source: Uniform System for Judicial Records, Nevada AOC, Research and Statistics Unit.

Table C1. Summary of Specialty Court Program Distributions, Fiscal Year 2024.^a

Jurisdiction	Court Type	Carry Forward ^b	Distributed	Transfers ^c	Final Allocation
Sierra Region					
Western Region	Adult Drug Court	\$13,429.64	\$386,634.36	\$0.00	\$400,064.00
	DUI Diversion Court	\$0.00	\$17,700.00	\$0.00	\$17,700.00
	M.A.T. Court	\$0.00	\$57,671.00	\$0.00	\$57,671.00
	Mental Health Court	\$0.00	\$31,450.00	\$0.00	\$31,450.00
First Judicial District Court	Juvenile Drug Court	\$922.92	\$9,556.08	\$0.00	\$10,479.00
Carson City Justice	Adult Misdemeanor Treatment Court	\$0.00	\$23,665.00	\$0.00	\$23,665.00
	Mental Health Court	\$162.24	\$58,040.76	\$0.00	\$58,203.00
	Felony DUI Court (2 programs)	\$1,922.75	\$26,020.25	\$0.00	\$27,943.00
Sierra Region Total		\$16,437.55	\$610,737.45	\$0.00	\$627,175.00
Washoe Region					
Second Judicial District Court	Adult Drug Court	\$0.00	\$583,020.00	-\$83,020.00	\$500,000.00
	Felony DUI Court	\$0.00	\$55,821.00	-\$4,807.00	\$51,014.00
	M.A.T. Court	\$0.00	\$211,336.00	-\$86,342.56	\$124,993.44
	Mental Health Court	\$0.00	\$24,437.64	\$58,508.36	\$82,946.00
	Prison Re-entry Court	\$451.89	\$49,548.11	-\$26,974.78	\$23,025.22
	Veteran's Treatment Court	\$0.00	\$81,975.00	-\$29,631.60	\$52,343.40
	Young Offender Court	\$0.00	\$69,346.00	\$172,267.58	\$241,613.58
Reno Justice Court	Community Court	\$37,887.70	\$61,876.30	\$0.00	\$99,764.00
	Court Assistance Program Adult Drug Court	\$2,559.26	\$122,795.74	\$0.00	\$125,355.00
	DUI Court	\$0.00	\$20,250.00	\$0.00	\$20,250.00
Reno Municipal Court	Community Court	\$0.00	\$17,500.00	\$0.00	\$17,500.00
	Co-Occurring Disorders Court	\$0.00	\$52,301.00	\$0.00	\$52,301.00
	DUI Court, Dept. 1 (Fresh Start)	\$0.00	\$27,085.00	\$0.00	\$27,085.00
	Veteran's Treatment Court	\$0.00	\$10,000.00	\$0.00	\$10,000.00
	Young Adult Recovery Court	\$0.00	\$12,500.00	\$0.00	\$12,500.00
Sparks Justice Court	Recovery Court	\$4,411.15	\$27,138.85	\$0.00	\$31,550.00
Sparks Municipal Court	Drug & Alcohol Court	\$23,966.96	\$64,875.04	\$0.00	\$88,842.00
Washoe Region Total		\$69,276.96	\$1,491,805.68	\$0.00	\$1,561,082.64
North Central and South Central Regions					
Fourth Judicial District Court	Adult Drug Court	\$0.00	\$127,677.00	\$0.00	\$127,677.00
	Family Preservation Court	\$0.00	\$15,000.00	\$34,587.00	\$49,587.00
	Felony DUI Court	\$0.00	\$3,000.00	\$0.00	\$3,000.00
	Juvenile Drug Court	\$0.00	\$84,175.00	-\$34,587.00	\$49,588.00
Fifth Judicial Region	Adult Drug Court-Tonopah & Pahrump	\$80,568.03	\$43,632.97	\$0.00	\$124,201.00
Sixth Judicial District Court	Adult Drug Court	\$0.00	\$119,124.00	-\$16.00	\$119,108.00
	Family Treatment Court	\$0.00	\$45,000.00	\$0.00	\$45,000.00
	Juvenile Diversion Court	\$0.00	\$10,000.00	\$16.00	\$10,016.00
	Mental Health Court	\$0.00	\$61,000.00	\$0.00	\$61,000.00
Seventh Judicial District Court	Adult Drug Court	\$0.00	\$98,626.00	\$0.00	\$98,626.00
Eleventh Judicial District Court	Adult Drug Court	\$27,943.00	\$17,181.00	\$0.00	\$45,124.00
North/South Central Regions Total		\$108,511.03	\$624,415.97	\$0.00	\$732,927.00
Clark Region					
Eighth Judicial District Court	Adult Drug Court (ADC, OPEN, TAP, COD)	\$53,015.46	\$2,110,345.54	-\$70,000.00	\$2,093,361.00
	Family Dependency/Child Support Court	\$25,798.63	\$412,069.37	-\$51,418.00	\$386,450.00
	Felony DUI Court	\$9,140.78	\$169,364.22	\$246,259.00	\$424,764.00
	Gambling Treatment Diversion Court	\$0.00	\$1,000.00	\$0.00	\$1,000.00
	Juvenile Drug Court	\$22,951.98	\$245,463.14	\$51,418.00	\$319,833.12
	M.A.T. Re-entry Court	\$0.00	\$5,000.00	\$0.00	\$5,000.00
	Mental Health Court	\$6,560.82	\$1,187,509.18	-\$88,436.00	\$1,105,634.00
	Veteran's Treatment Court	\$14,691.06	\$200,508.94	-\$87,823.00	\$127,377.00
Boulder City Municipal Court	Breaking the Cycle Court	\$0.00	\$30,000.00	\$7,000.00	\$37,000.00
Henderson Municipal Court	A.B.C. Court	\$889.89	\$26,484.11	\$0.00	\$27,374.00
	Veteran's Treatment Court	\$0.00	\$50,675.00	\$0.00	\$50,675.00
Las Vegas Justice Court	Adult Drug Court	\$39,068.91	\$181,734.09	-\$55,600.00	\$165,203.00
	Adult Drug Co-Occurring Court	\$512.49	\$139,487.51	\$0.00	\$140,000.00
	DUI Court- Dept 5a	\$983.62	\$28,043.38	\$22,800.00	\$51,827.00
	DUI Court- Dept 5b	\$6,971.20	\$22,055.80	\$32,800.00	\$61,827.00
	Mental Health Court	\$0.00	\$30,000.00	\$0.00	\$30,000.00
	Veteran's Treatment Court	\$0.00	\$69,080.00	\$0.00	\$69,080.00
Las Vegas Municipal Court	Adult Drug Court (YO)	\$15.75	\$67,126.25	\$0.00	\$67,142.00
	DUI Court	\$2,072.22	\$68,322.78	\$6,000.00	\$76,395.00
	HOPE (Habitual Offender) Court	\$18.81	\$124,104.19	\$0.00	\$124,123.00
	Mental Health Court	\$400.59	\$29,599.41	\$0.00	\$30,000.00
	Veteran's Treatment Court	\$0.00	\$15,000.00	\$0.00	\$15,000.00
	Women In Need (WIN) Court	\$341.96	\$56,612.04	-\$6,000.00	\$50,954.00
Laughlin Justice Court	Adult Drug Court	\$16,642.86	\$33,357.14	-\$14,000.00	\$36,000.00
Mesquite Municipal Court	Breaking the Cycle Court	\$0.00	\$38,400.00	\$7,000.00	\$45,400.00
North Las Vegas Justice Court ^d	Community Court	\$9,079.00	\$2,500.00	\$0.00	\$11,579.00
Clark Region Total		\$209,156.03	\$5,343,842.09	\$0.00	\$5,552,998.12
Grand Total Distributions		\$403,381.57	\$8,070,801.19	\$0.00	\$8,474,182.76

^a Court counts as listed may not correspond to Table C2 due to community based funding.

^b Carry forward is used to fund first-quarter distributions of the following fiscal year.

^c Transfers between regional courts and within region courts.

^d Received the full first quarter distribution before the carry forward amount was known.

Source: Nevada Drug Court Case Management System.

Table C2. Summary of Specialty Court Statistics, Fiscal Year 2024.

Jurisdiction (Page 1 of 2)	Court Type	New Admissions ^a	Graduates	Terminations ^b	Active Cases at Year's End	Drug Free Babies ^c
Sierra Region						
Western Region	Carson Drug Court	55	31	41	73	1
	Carson DUI Court	8	6	0	28	0
	Churchill Drug Court	31	16	8	40	0
	Douglas Drug Court	20	18	11	22	0
	Douglas DUI Court	4	4	0	13	0
	Felony DUI	0	0	1	15	0
	Medicated Assisted Treatment Court	16	12	9	25	0
	Mental Health Court	13	4	0	20	0
	Northern Mineral Drug Court	10	5	2	12	0
	Yerington Drug Court	48	16	37	60	0
First Judicial District Court	Juvenile Drug Court	5	4	2	4	0
Carson City Justice	Adult Misdemeanor Treatment Court	12	9	2	20	0
	Mental Health	22	10	4	26	0
Sierra Region Total		244	135	117	358	1
Washoe Region						
Second Judicial District Court	Adult Drug Court	152	75	62	132	0
	Felony DUI Court	30	26	8	96	0
	Medicated Assisted Treatment Court	41	27	7	56	1
	Mental Health Court	109	53	48	100	1
	Prison Re-entry Court	16	11	4	18	0
	Veteran's Treatment Court	31	16	4	30	0
	Young Offender Court	52	29	16	50	1
Reno Justice Court	Community Court	19	2	10	31	0
	Court Assistance Adult Drug Court	55	31	49	89	7
	DUI Court	22	21	8	30	2
Reno Municipal Court	Community Court	197	61	171	74	0
	Co-occurring Specialty Court	22	11	11	16	0
	Therapeutic Court	20	13	7	26	0
	Veteran's Treatment Court	32	17	7	31	0
	Young Adult Recovery Court	9	2	3	7	0
Sparks Justice Court	Alcohol and Other Drug Court	22	13	13	18	0
Sparks Municipal Court	Alcohol and Other Drug Court	26	15	1	36	0
Washoe Region Total		855	423	429	840	12
North Central and South Central Regions						
Fourth Judicial District Court	Adult Drug Court	37	5	17	30	1
	Family Preservation Court	2	1	0	3	1
	Felony DUI Court	5	3	0	17	0
	Juvenile Drug Court	1	1	0	4	0
Seventh Judicial District Court	Adult Drug Court	8	6	2	18	2
Fifth Judicial District Court	Pahrump Adult Drug Court	66	18	25	69	0
	Tonopah Adult Drug Court	0	1	0	0	0
Sixth Judicial District Court	Adult Drug Court	13	4	6	21	2
	Family Treatment Court	6	5	3	8	1
	DUI/Diversion Court	2	1	0	2	0
	Juvenile Drug Court	22	12	4	12	0
	Mental Health Court	1	1	0	4	0
Eleventh Judicial District Court	Lander Adult Drug Court	5	2	1	6	0
	Pershing Adult Drug Court	9	5	7	5	0
North/South Central Regions Total		177	65	65	199	7

^a Includes new admissions and voluntary admissions.

^b Includes terminations, transfers, other outcomes, and participants who died while in the program.

^c Drug free babies as reported from the respective court to the Court Statistics and Analysis Unit.

Source: Nevada Drug Court Case Management System.

Table C2. Summary of Specialty Court Statistics, Fiscal Year 2024.

Jurisdiction (Page 2 of 2)	Court Type	New Admissions ^a	Graduates	Terminations ^b	Active Cases at Year's End	Drug Free Babies ^c
Clark Region						
Eighth Judicial District Court	Adult Drug Court	313	132	160	401	5
	Co-Occurring Court	47	19	33	75	0
	DAAY Court	18	24	3	17	0
	Dependency Drug Court	99	21	78	55	1
	Diversion Program	90	43	54	82	0
	EMPOWER Adolescent DV Court	32	19	25	16	0
	Felony DUI Court	140	55	31	295	1
	Juvenile Diversion Court	2	22	6	0	0
	Juvenile Drug Court	77	27	26	58	0
	Gambling Treatment Diversion Court	5	4	2	4	0
	IMPACT	41	0	3	38	0
	MAT Re-Entry Court	86	68	30	59	0
	Mental Health Court	98	40	52	101	0
	OPEN Court	24	4	14	26	0
	TAP (Transitional Age Program)	49	12	20	68	2
	Veteran's Treatment Court	23	24	11	40	0
Boulder City Municipal Court ^d	Breaking the Cycle Court	11	9	6	11	0
Henderson Municipal Court	A.B.C. Court	15	6	12	25	2
	Veteran's Treatment Court	20	8	3	29	0
Las Vegas Justice Court	Adult Drug Court	41	3	9	45	0
	Adult Drug Co-Occurring Court	19	1	7	21	0
	Community Court CIC - BJA	7	0	0	9	0
	Community Impact Center	84	14	32	91	0
	Drug Court - SAMHSA	8	6	20	0	0
	DUI Court (Department 5a)	17	9	1	19	1
	DUI Court (Department 5b)	22	15	4	28	2
	Mental Health Court	36	0	8	29	0
	Misdemeanor Treatment Court	19	5	9	25	0
	Misdemeanor Treatment Court - BJA	37	7	20	40	0
	Veteran's Treatment Court	38	16	5	47	0
Las Vegas Municipal Court	Adult Drug Court (YO)	15	0	11	19	0
	DUI Court	32	41	9	43	2
	Fresh Start	89	16	55	48	0
	HOPE (Habitual Offender) Court	19	3	10	17	0
	Mental Health Court	22	4	15	14	0
	Veteran's Treatment Court	28	15	6	38	0
	Women In Need (WIN) Court	10	2	1	31	1
Laughlin Justice Court	Adult Drug Court	1	1	1	12	0
Mesquite Municipal Court	Habitual Offender Program	9	1	9	11	1
N. Las Vegas Justice Court	Community Court	1	1	0	10	0
Clark Region Total		1,744	697	801	1,997	18
All Specialty Courts		3,020	1,320	1,412	3,394	38

^a Includes new admissions and voluntary admissions.

^b Includes terminations, transfers, other outcomes, and participants who died while in the program.

^c Drug free babies as reported from the respective court to the Court Statistics and Analysis Unit.

^d Statistics per quarterly reports submitted from the respective court to the Court Statistics and Analysis Unit.

Source: Nevada Drug Court Case Management System.

Criminal Caseload Glossary

When to Count Filings: Cases are counted by defendants in District Court when the court receives notification of a bind over from a lower court or receives the formal charging document from the District Attorney's Office. Felony and gross misdemeanor filings in Justice Court are counted by defendants when the court receives the formal charging document, generally a complaint or citation. Misdemeanor, civil infraction, and traffic filings in Justice and Municipal Courts are counted by defendants when the court receives the citation or complaint. Cases with multiple charges that span different categories and types are classified by hierarchies that are defined in the *Nevada Courts Statistical Reporting Dictionary* and can be found at <http://nvcourts.gov/>.

Criminal Case Categories: A broad classification category for trial court caseload that includes cases involving the alleged violation of a state law, local ordinance, or federal regulation (traffic only). *[Listed in hierarchal order, felony = highest]*

- **Felony** – Cases heard at District Court, with preliminary hearings at Justice Court, for defendants charged with a violation of state law that is punishable by death or imprisonment in the state prison.
- **Gross Misdemeanor** – Cases heard at District Court, with preliminary hearings at Justice Court, for defendants charged with a violation of state law that involves an offense that does not fit within the definitions of felony, misdemeanor, or traffic cases. Gross misdemeanor offenses are punishable by fine or incarceration or both for no more than \$2,000 or 1 year, respectively (unless the statute in force at the time of commission of such an offense prescribed a different penalty).
- **Misdemeanor (Non-Traffic)** – Cases heard at Justice and Municipal Courts for defendants charged with the violation of state law or local ordinance that involves an offense punishable by fine or incarceration or both for no more than \$1,000 or 6 months, respectively (unless the statute in force at the time of commission of such an offense prescribed a different penalty).
- **Traffic Misdemeanor** – Cases heard at Justice and Municipal Courts for misdemeanor moving and non-moving violations of traffic law or ordinance that do not pertain to parking of a motor vehicle.
- **Civil Infraction** – Cases heard at all courts for civil infraction moving and non-moving violations of statute or ordinance.
- **Parking Violations** – Cases heard at Justice and Municipal Courts for parking of a motor vehicle in violation of a traffic law or ordinance. Can be either misdemeanor or civil infraction level offenses.
- **Appeal from Limited Jurisdiction Court** – Cases heard at District Court in which the court reviews the judgment of a Justice or Municipal Court for a criminal or civil infraction case.

Criminal Case Types: The following case types can be felony, gross misdemeanor, or misdemeanor (non-traffic) criminal case categories, unless otherwise noted. *[Listed in hierarchal order, Crimes Against Persons = highest]*

- **Crimes Against Persons** – A case type in which a defendant is charged with a crime against person(s). Examples include assault with a deadly weapon, rape, kidnapping, murder, manslaughter, and robbery.
- **Domestic Violence** – A case type involving allegations of violence, coercion, or intimidation by a family or household member against another family or household member.
- **Older/Vulnerable Persons Abuse** – A case type involving abusing, neglecting, exploiting, or isolating older or vulnerable persons.
- **Child Abuse and Neglect** – A case type in which a person is charged with willfully exposing, causing, or permitting a child who is less than 18 years of age to suffer unjustifiable physical pain or mental suffering as a result of abuse or neglect. This case type is only reported in felony or gross misdemeanor case categories.
- **Protection Order Violation** – A case type alleging violation of a court order that was issued to help protect an individual from stalking and harassment or to protect minors from harm.
- **Crimes Against Property** – A case type in which a defendant is charged with a crime against property. Examples include grand larceny, burglary, auto theft, arson, forgery, fraud, embezzlement, vandalism, and bad checks.
- **Drugs** – A case type involving illegal possession, sale, use, manufacture, trafficking, or furnishing of drugs.
- **Weapons** – A case type involving violations of regulations or statutes controlling the carrying, using, possessing, furnishing, and manufacturing of deadly weapons or silencers.
- **Public Order** – A case type involving violations of liquor laws, drunkenness, gambling, and prostitution. Some jurisdictions refer to these as “public nuisance” or “quality of life” offenses, or “crimes against society.”
- **Motor Vehicle - DUI** – A case type that involves a charge of driving under the influence of either alcohol or drugs (DUI) or driving while impaired. This case type is only reported in felony or misdemeanor case categories.
- **Motor Vehicle - Reckless Driving** – A case type that involves a charge of driving a motor vehicle in such a way as to willfully or wantonly endanger the safety of others or with disregard for the consequences. This case type is only reported in felony or misdemeanor case categories.
- **Motor Vehicle - Other** – A case type including cases of unknown specificity or cases not attributable to one of the other previously defined motor vehicle case types. This case type is only reported in felony or gross misdemeanor case categories.
- **Other** – A case type including cases of unknown specificity or cases not attributable to one of the other previously defined case categories. Other can be classified as “Other Felony,” “Other Gross Misdemeanor,” and “Other Non-Traffic Misdemeanor.”

Criminal Caseload Glossary (continued)

Pending Cases: Cases requiring disposition or cases that have requests to modify or require enforcement of existing judgments.

- **Active Cases:** Pending cases that have not been classified as inactive.
- **Inactive Cases:** Pending cases administratively classified as inactive due to issues that require resolution (outside the courts' purview) before the adjudication process can be resumed. Examples include court-issued stays, warrants, and diversion.

Reopened Cases: Cases where judgments have been previously entered but have been restored to the pending caseload due to the filing of a request to modify or enforce existing judgments. Cases remanded with correction from appeals are included.

When to Count Dispositions: A criminal case is considered disposed when adjudication for that case occurs. For statistical purposes, adjudication is defined as date of sentencing, date of adjudication, or date all charges are disposed, whichever occurs last. Cases with multiple charges that require multiple types of disposition are only counted as one type and are classified by hierarchies that are defined in the *Nevada Courts Statistical Reporting Dictionary* and can be found at <http://nvcourts.gov/>.

Non-Trial Dispositions: A subtype of case dispositions where the case is resolved without a bench or jury trial.

[Listed in hierarchal order, Other Manner of Disposition = lowest]

- Other Manner of Disposition
- Default Judgment (Civil Infraction Only)
- Uncontested Civil Violation (Civil Infraction Only)
- Bail Forfeiture
- Nolle Prosequi (before trial)
- Transferred (before/during trial)
- Dismissed (before trial)
- Guilty Plea with Sentence (before trial)
- Dismissed (after diversion)
- **Contested Civil Infractions:** A non-trial disposition subclassification where a judicial officer determines whether a person has committed the alleged civil infraction without a bench or jury trial. This subclassification includes:
 - FTA Default Judgment
 - Civil Infraction Dismissed
 - Civil Infraction Committed
- **Preliminary Hearings (Justice Court only):** A non-trial disposition subclassification where the case is determined to be bound over to the district court for adjudication of felony and gross misdemeanor offenses or otherwise resolved without a bench or jury trial in the justice court. This subtype includes:
 - Waiver of Preliminary Hearing
 - Dismissed (during preliminary hearing)
 - Guilty Plea with Sentence (during preliminary hearing)
 - Bindover

Bench Trial Dispositions (District Court): A subtype of case dispositions where the case is resolved with a judicial officer determining both the issues of fact and law in a criminal case. This subtype includes:

- Dismissed (during trial)
- Acquittal
- Guilty Plea with Sentence (during trial)
- Conviction

Jury Trial Dispositions (District Court): A subtype of case dispositions where the case is resolved with an empaneled jury determining the issues of fact and returning a verdict in a criminal case. This subtype includes:

- Dismissed (during trial)
- Acquittal
- Guilty Plea with Sentence (during trial)
- Conviction

Trial Dispositions (Justice and Municipal Courts): A subtype of case dispositions where the case is resolved with a judicial officer or an empaneled jury determining both the issues of fact and law in a criminal case. In Justice Courts, these manners of disposition are only used for misdemeanor charges in felony and gross misdemeanor cases. This subtype includes:

- Dismissed (during trial)
- Acquittal
- Guilty Plea with Sentence (during trial)
- Conviction

Civil Caseload Glossary

When to Count Filings: Cases are counted when a petition or complaint is filed with the court or the court receives a motion.

Civil Case Types: A broad classification category for caseload statistics that includes cases requesting the enforcement or protection of a right and/or the redress or prevention of a wrong, within the jurisdictional limits of the court.

District Court Case Types:

- **Real Property** – Cases that deal with ownership or rights in real property excluding construction defect or negligence; includes unlawful detainer and other landlord/tenant disputes; judicial foreclosure and other title to property issues; condemnation and eminent domain issues; and other real property cases that do not fit in one of the other mentioned subtypes.
- **Torts** – Cases that deal with an injury or wrong committed either against a person or person's property by a party who either did or did not do something they were or were not supposed to do; includes negligence issues for autos, premises, and other negligence issues that do not fit in one of the other mentioned subtypes; includes malpractice issues concerning medical and dental, legal, accounting, and other malpractice issues that do not fit in one of the other mentioned subtypes; and includes product liability, intentional misconduct, employment, insurance, and other tort case issues that do not fit in one of the other mentioned subtypes.
- **Probate** – Cases that deal with the probate of a will, trust, or estate of a deceased person; includes summary administration, general administration, special administration, set aside, probate trust, and other probate cases that do not fit in one of the other mentioned subtypes.
- **Construction Defect** – Cases that deal with defects in construction; includes matters that involve NRS Chapter 40 and other construction defect issues.
- **Contract** – Cases that deal with an alleged failure to perform any promise that forms the whole or part of a contract; includes uniform commercial code, building and construction, insurance carrier, commercial instrument, collection of accounts, employment, and other contract matters that do not fit in one of the other mentioned subtypes.
- **Judicial Review/Appeal** – Cases that deal with the judicial review of decisions by administrative agencies, lower courts, and other matters; includes review of foreclosure mediation, petition to seal records, mental competency, and administrative agency appeals concerning the department of motor vehicles, worker's compensation, and other Nevada state agencies, as well as appeals from lower courts and other judicial review/appeal matters that do not fit in one of the other mentioned subtypes.
- **Civil Writs** – Cases that deal with any order requiring performance or adherence of performance of an act not associated with an existing case and whereby no other legal remedy exists; includes writs of habeas corpus, mandamus, quo warranto, prohibition, and other civil writs that do not fit in one of the other mentioned subtypes.
- **Other Civil** – Cases that deal with compromise of minor's claim, foreign judgment, and all other civil matters that do not fit in one of the above case types.

Justice and Municipal Court Case Types:

- **Real Property** – Cases that deal with ownership or rights in real property excluding construction defect or negligence; includes summary eviction, unlawful detainer, and other real property cases that do not fit in one of the other mentioned subtypes.
- **Torts** – Cases that deal with an injury or wrong committed either against a person or person's property by a party who either did or did not do something they were or were not supposed to do; includes negligence issues for autos, premises, and other negligence issues that do not fit in one of the other mentioned subtypes; and includes intentional misconduct and other tort case issues that do not fit in one of the other mentioned subtypes.
- **Contract** – Cases that deal with an alleged failure to perform any promise that forms the whole or part of a contract; includes seller plaintiff issues concerning collection of credit card debt and payday loan debt, debt collection agency matters, or other debt collection matters that do not fit in one of the other mentioned subtypes; and includes contract buyer plaintiff and other contract matters that do not fit in one of the other mentioned subtypes.
- **Contested Liens** – Cases that deal with the validity of liens or requests the enforcement of liens.
- **Petition to Seal Records** – Cases requesting the court to seal records of a previous court case or other matters under the court's jurisdiction (criminal, civil, or administrative matters).
- **Other Civil** – Cases that deal with all other civil matters that do not fit in one of the above case types.
- **Small Claims** – Cases that deal with recovery of money only, where the amount does not exceed the jurisdictional limit (currently \$10,000), and the defendant named is currently a resident, does business in, or is employed in the township where the court is located. Small claims are heard in Justice Court only.
- **Protection Orders** – Cases that deal with requests for temporary order for protection against domestic violence, harassment in the workplace, sexual assault, stalking, or threat to life, and high-risk behavior. Heard in Justice Court only. Includes:
 - Request for Domestic Violence Protection Order
 - Request for Protection Order (Non-Domestic Violence)
 - Request for High-Risk Protection Order

Civil Caseload Glossary (continued)

Pending Cases: Cases requiring disposition or cases that have requests to modify or require enforcement of existing judgments.

- **Active Cases:** Pending cases that have not been classified as inactive.
- **Inactive Cases:** Pending cases administratively classified as inactive due to issues that require resolution (outside the courts' purview) before the adjudication process can be resumed, typically due to court-issued stays.

Reopened Cases: Cases where judgments have been previously entered but have been restored to the pending caseload due to the filing of a request to modify or enforce existing judgments. Cases remanded with correction from appeals are included.

When to Count Dispositions: A civil case is considered disposed when adjudication of the matter occurs. For statistical purposes, adjudication is defined as the date judgment is entered. Cases where multiple claims or parties are adjudicated are only reported as one type, determined by the court of record.

Non-Trial Dispositions (All Jurisdictions, Non- Protection Orders): A subtype of case dispositions where the case is resolved without a bench or jury trial. This subtype includes:

- Other Manner of Disposition
- Voluntary Dismissal
- Involuntary Dismissal
- Transferred (before trial)
- Judgment on Arbitration
- Stipulated Dismissal
- Stipulated Judgment
- Default Judgment
- Motion to Dismiss by the Defendant(s)
- Summary Judgment

Non-Trial Dispositions (Justice Court, Protection Orders Only): A subtype of case dispositions where the case is resolved without a bench or jury trial. This subtype includes:

- Voluntary Dismissal
- Involuntary Dismissal
- Transferred (before trial)
- Denied without Hearing
- Granted without Hearing
- Denied with Hearing
- Granted with Hearing

Bench Trial Dispositions (District Court): A subtype of case dispositions where the case is resolved when a judicial officer hears a trial of matter or cause to determine both the issues of fact and law in a civil case. This subtype includes:

- Disposed After Trial Start (bench trial)
- Judgment Reached (bench trial)

Jury Trial Dispositions (District Court): A subtype of case dispositions where the case is resolved with an empaneled jury to hear a trial of matter or cause in a civil case. This subtype includes:

- Disposed After Trial Start (jury trial)
- Verdict Reached

Trial Dispositions (Justice and Municipal Courts): A subtype of case dispositions where the case is resolved with a judicial officer or an empaneled jury to hear a trial of matter or cause in a civil case. This subtype includes:

- Disposed After Trial Start (bench trial)
- Judgment Reached (bench trial)
- Disposed After Trial Start (jury trial)
- Verdict Reached

Family Caseload Glossary

When to Count Filings: Cases are counted when the court receives an originating petition, request, or complaint.

Family Case Types: A broad classification category for caseloads involving domestic or family-related matters (excluding juvenile-related) in District Courts; the processing of which follows Nevada statutes, court rules, local regulations, and federal regulations.

- **Marriage Dissolution** – Cases that involve divorce, annulment, or separate maintenance, as well as all issues concerning custody, support, and visitation resulting from the dissolution of the relationship.
- **Paternity** – Cases that involve paternity issues as defined by Nevada statute.
- **Custody (Non-Divorce)** – Cases that involve individual requests where the court makes a determination regarding the control or care of a child.
- **IV-D - UIFSA (Uniform Interstate Family Support Act)** – Cases that require maintenance, under Title IV-D of the Social Security Act of 1973, of a spouse or child when one party resides in another state.
- **IV-D Intrastate (Non-Divorce)** – Cases that require maintenance, under Title IV-D of the Social Security Act of 1973, of a spouse or child when both parties reside in Nevada.
- **Other Support (Non-Divorce)** – Cases of unknown specificity or cases not attributable to one of the other previously defined support case categories.
- **Visitation (Non-Divorce)** – Cases that involve individual requests that a court schedule the time an individual will spend with the minor children.
- **State Initiated (TPR) Petition** – Cases that are initiated by a state agency requesting that the court terminate the legal relationship of parent and child.
- **Other (TPR) Petition** – Cases that are initiated by a parent/guardian of a child requesting that the court terminate an existing legal relationship of parent and child.
- **Adoptions** – Cases that involve a request for the establishment of a new, permanent relationship of parent and child between persons not having that relationship naturally.
- **Requests for Domestic Violence Protection Orders** – Cases for temporary order for protection when sufficient evidence exists that there has been domestic violence, or the threat of domestic violence exists.
- **Requests for High-Risk Protection Orders** – Cases for temporary order for protection against high-risk behavior alleging that a person poses an imminent risk of causing personal injury by possessing, controlling, or purchasing a firearm or other deadly weapon, and less restrictive options have been exhausted or are not effective.
- **Other Domestic Relations Case** – Cases that involve a domestic relations issue that does not fit in one of the other family case types. Examples include name change or permission to marry.
- **Mental Health Cases** – Cases that deal with legal determination as to whether an individual is mentally ill or incompetent and should be placed or remain under care, custody, or treatment.
- **Guardianship** – Cases that deal with guardianship issues involving adults, minors, or trusts.

Pending Cases: Cases requiring disposition or cases that have requests to modify or require enforcement of existing judgments.

- **Active Cases:** Pending cases that have not been classified as inactive.
- **Inactive Cases:** Pending cases administratively classified as inactive due to issues that require resolution (outside the courts' purview) before the adjudication process can be resumed, typically due to court-issued stays.

Reopened Cases: Cases where judgments have been previously entered but have been restored to the pending caseload due to the filing of a request to modify or enforce existing judgments. Cases remanded with correction from appeals are included.

When to Count Dispositions: A family case is considered disposed when the decision is handed down and/or the final order is filed, whichever occurs first. Cases that require multiple types of adjudication are only counted as one type and are classified by hierarchies that are defined in the *Nevada Courts Statistical Reporting Dictionary* and can be found at <http://nvcourts.gov/>.

Non-Trial Dispositions: A subtype of case dispositions where the case is resolved without a (bench) trial. This subtype includes:

- Other Manner of Disposition
- Voluntary Dismissals
- Involuntary Dismissals
- Transferred
- Default Judgments
- Adjudicated Without Judicial Conference or Hearing
- Adjudicated With Judicial Conference or Hearing
- Adjudicated by Alternative Dispute Resolution (ADR)

Family Caseload Glossary (continued)

Trial Decisions: A subtype of case dispositions where the case is resolved with a judicial officer determining both the issues of fact and law in a family case. This subtype includes:

- Disposed After Trial Start
- Judgment Reached

Protection Order Dispositions: A subtype of case dispositions where the case is resolved without a bench or jury trial. This subtype includes:

- Voluntary Dismissal
- Involuntary Dismissal
- Transferred (before trial)
- Denied without Hearing
- Granted without Hearing
- Denied with Hearing
- Granted with Hearing

Juvenile Caseload Glossary

When to Count Filings: Cases are counted when the court receives the petition or citation. For delinquency petitions, cases with multiple charges that span different case types are classified by hierarchies that are defined in the *Nevada Courts Statistical Reporting Dictionary* and can be found at <http://nvcourts.gov/>.

Juvenile Case Types: A broad classification category for caseloads involving juveniles in District Courts (or their designated court), the processing of which follows Nevada statutes, local regulations, and federal regulations for handling matters pertaining to individuals who are defined as juveniles.

- **Delinquency Petitions** – Cases that include a behavior that would be a crime if committed by an adult. Delinquency is characterized by five case types:
 - **Person** – Cases involving murder/manslaughter, sexual assault (including rape and sexual battery), robbery, and assault.
 - **Property** – Cases involving burglary, larceny, auto theft, arson, forgery and counterfeiting, fraud, embezzlement, stolen property (buying or receiving), and vandalism.
 - **Drug** – Cases involving the illegal possession, sale, use, or manufacture of drugs.
 - **Public Order** – Cases involving violations of liquor laws, public drunkenness, disorderly conduct, gambling, prostitution, and other vice. Some jurisdictions refer to these as “public nuisance” or “quality of life” offenses, or “crimes against society.”
 - **Other Delinquency** – Cases of unknown specificity or cases not attributable to one of the other previously defined delinquency case categories.
 - **Juvenile Traffic and Civil Infraction**– Cases involving traffic or civil infraction violations of state laws, local ordinances, or federal regulation. <NOTE THAT THESE ARE NOT IN THE APPENDIX FILE THIS YEAR>
- **Status Petitions** – Cases that include petitions involving a juvenile in need of supervision. The juvenile may require guidance, treatment, or rehabilitation because of habitual truancy, habitual disobedience, being ungovernable, or behavior that is injurious or dangerous to others.
- **Child Abuse/Neglect Petitions** – Cases where the behavior of someone other than the juvenile causes the court to concern itself with the well-being of the juvenile. Adults charged with abuse or neglect are counted in the appropriate criminal category.
- **Dependent (no fault)** – Cases alleging one or more of the grounds for dependency without specifically faulting the parent(s) or guardian.
- **Other Dependency/Child Victim** – Cases of unknown specificity or cases not attributable to one of the other previously defined Dependency/Child Victim case categories.
- **Miscellaneous Petitions** – Cases heard at District Court that involve juvenile cases that do not fit in one of the other juvenile categories. An example is Petition for Emancipation.
- **Juvenile Protection Order** – Cases for temporary order for protection where the adverse party is a juvenile.

Juvenile-Related Proceeding: A broad classification category for trial court caseload inventory that include juvenile-related proceedings that are not considered cases. Juvenile related proceedings are related to an already filed (counted) case or one that will not result in an official case filing.

- **Informal Hearing** – Any hearing by a judicial officer in which no formal charge has been filed with the court.
- **Detention Hearing** – Any hearing requesting a juvenile to be held in detention, or continued to be held in detention, pending further court action within the same or another jurisdiction.
- **Extradition Hearing** – Any hearing in which evidence is presented so that the court can determine if a juvenile should be surrendered to another state jurisdiction.
- **Protective Custody Hearing** – Any hearing held to determine if the risk to a child is great enough to warrant removal, or continued removal, from their custodian.

Pending Cases: Cases requiring disposition or cases that have requests to modify or require enforcement of existing judgments.

- **Active Cases:** Pending cases that have not been classified as inactive.
- **Inactive Cases:** Pending cases administratively classified as inactive due to issues that require resolution (outside the courts’ purview) before the adjudication process can be resumed. Examples include court-issued stays, warrants, and diversion.

Reopened Cases: Cases where judgments have been previously entered but have been restored to the pending caseload due to the filing of a request to modify or enforce existing judgments. Cases remanded with correction from appeals are included.

Juvenile Caseload Glossary (continued)

When to Count Dispositions: A juvenile case is considered disposed when adjudication of the matter occurs. Cases that require multiple types of adjudication are only counted as one type and are classified by hierarchies that are defined in the *Nevada Courts Statistical Reporting Dictionary* and can be found at <http://nvcourts.gov/>.

Non-Trial Dispositions: A subtype of case dispositions where the case is resolved without a (bench) trial.

[Listed in hierarchal order, Other Manner of Disposition = lowest]

- Other Manner of Disposition
- Default Judgment (Civil Infraction Only)
- Uncontested Civil Violation (Civil Infraction Only)
- Bail Forfeiture
- Non-Adjudicated/Dismissal/Nolle Prosequi
- Waiver/Certify/Transfer to Adult Court
- Transferred to Another Juvenile Court (before/during trial)
- Dismissed (before trial)
- Adjudicated by Default (Status Petitions and Dependency Matters only)
- Adjudicated by Guilty Plea/Admission/Stipulation
- Dismissed (after diversion)
- Disposed by Alternative Dispute Resolution (ADR)
- **Contested Civil Infractions:** A non-trial disposition subclassification where a judicial officer determines whether a person has committed the alleged civil infraction without a bench or jury trial. This subclassification includes:
 - FTA Default Judgment
 - Civil Infraction Dismissed
 - Civil Infraction Committed

Adjudicated After Evidentiary Hearing/Bench Trial: A subtype of case dispositions where the case is resolved with a judicial officer determining both the issues of fact and law in a juvenile case through a (bench) trial or evidentiary hearing. This subtype includes:

- Dismissed (during trial)
- Acquittal
- Guilty Plea/Admit with Sentence (during trial)
- Conviction/ Offense Committed

Protection Order Dispositions: A subtype of case dispositions where the case is resolved without a bench or jury trial. This subtype includes:

- Voluntary Dismissal
- Involuntary Dismissal
- Transferred (before trial)
- Denied without Hearing
- Granted without Hearing
- Denied with Hearing
- Granted with Hearing

Juvenile Traffic Caseload Glossary

When to Count Filings: Cases are counted when the court receives the citation.

Juvenile Traffic Case Type: Cases that involve any matter that originates in the court as a traffic or civil infraction citation involving a juvenile that is classified as a misdemeanor or civil infraction violation for an adult.

Pending Cases: Cases requiring disposition or cases that have requests to modify or require enforcement of existing judgments.

- **Active Cases:** Pending cases that have not been classified as inactive.
- **Inactive Cases:** Pending cases administratively classified as inactive due to issues that require resolution (outside the courts' purview) before the adjudication process can be resumed. Examples include court-issued stays, warrants, and diversion.

Reopened Cases: Cases where judgments have been previously entered but have been restored to the pending caseload due to the filing of a request to modify or enforce existing judgments. Cases remanded with correction from appeals are included.

When to Count Dispositions: A juvenile case is considered disposed when adjudication of the matter occurs. Cases that require multiple types of adjudication are only counted as one type and are classified by hierarchies that are defined in the *Nevada Courts Statistical Reporting Dictionary* and can be found at <http://nvcourts.gov/>.

Non-Trial Dispositions: A subtype of case dispositions where the case is resolved without a bench or jury trial.

[Listed in hierarchal order, Other Manner of Disposition = lowest]

- Other Manner of Disposition
- Default Judgment (Civil Infraction Only)
- Uncontested Civil Violation (Civil Infraction Only)
- Bail Forfeiture
- Nolle Prosequi (before trial)
- Transferred to Another Juvenile Court (before/during trial)
- Dismissed (before trial)
- Guilty Plea /Admit with Sentence (before trial)
- Dismissed (after diversion)
- **Contested Civil Infractions:** A non-trial disposition subclassification where a judicial officer determines whether a person has committed the alleged civil infraction without a bench or jury trial. This subclassification includes:
 - FTA Default Judgment
 - Civil Infraction Dismissed
 - Civil Infraction Committed

Bench Trial Dispositions: A subtype of case dispositions where the case is resolved with a judicial officer determining both the issues of fact and law in a traffic case. This subtype includes:

- Dismissed (during trial)
- Acquittal
- Guilty Plea with Sentence (during trial)
- Conviction