



ANNUAL REPORT of the NEVADA JUDICIARY

**Fiscal Year 2025
Appendix Tables**

Table of Contents

Figures and Summary Information:

| | | |
|-----------|---|--------|
| Table 1: | Summary of Population, Judicial Positions, and Cases Processed by Court | Page 1 |
| Figure 1: | Filings by Case Type, by Jurisdictional Level, Fiscal Years 2016-25 | Page 3 |
| Figure 2: | Non-Traffic Distributions, by Jurisdictional Level, Fiscal Year 2025 | Page 3 |
| Figure 3: | Non-Traffic Filings per Judicial Position, Fiscal Year 2025 | Page 4 |
| Figure 4: | Non-Traffic Criminal Cases by USJR Classification, Fiscal Year 2025 | Page 5 |
| Figure 5: | Non-Criminal Case Distribution by USJR Classification, Fiscal Year 2025 | Page 5 |

Aggregate Comparison Tables, Fiscal Years 2024-25:

| | | |
|-----------|--|---------|
| Table A1: | District Court Criminal and Civil Cases | Page 6 |
| Table A2: | District Court Family and Juvenile Cases | Page 7 |
| Table A3: | District Court Juvenile Traffic Cases Filed and Disposed | Page 8 |
| Table A4: | Justice Court Non-Traffic Cases Filed and Disposed | Page 9 |
| Table A5: | Justice Court Traffic Cases Filed and Disposed | Page 11 |
| Table A6: | Municipal Court Non-Traffic Cases Filed and Disposed | Page 12 |
| Table A7: | Municipal Court Traffic Cases Filed and Disposed | Page 13 |

Fiscal Year 2025 Caseload Statistics:

| | | |
|-------------|---|---------|
| Table B1-1: | District Court: Criminal Caseload, Aggregates | Page 14 |
| Table B1-2: | District Court: Criminal Caseload, Case Types: | |
| | Felony | Page 16 |
| | Gross Misdemeanor | Page 19 |
| Table B2-1: | District Court: Civil Caseload, Aggregates | Page 22 |
| Table B2-2: | District Court: Civil Caseload, Case Types: | |
| | Real Property and Tort | Page 24 |
| | Probate, Construction Defect, and Contract | Page 27 |
| | Judicial Review/Appeal, Civil Writ, and Other Civil | Page 30 |
| Table B3: | District Court: Family Caseload | Page 33 |
| Table B4: | District Court: Juvenile Non-Traffic Caseload | Page 36 |
| Table B5-1: | Justice Court: Criminal Caseload, Aggregate | Page 39 |
| Table B5-2: | Justice Court: Criminal Caseload, Case Types: | |
| | Felony | Page 43 |
| | Gross Misdemeanor | Page 49 |
| | Misdemeanor and Civil Infraction | Page 55 |
| Table B6-1: | Justice Court: Civil Caseload, Aggregate | Page 61 |
| Table B6-2: | Justice Court: Civil Caseload, Case Types | Page 65 |
| Table B7-1: | Municipal Court: Criminal Caseload, Aggregates | Page 69 |
| Table B7-2: | Municipal Court: Criminal Caseload, Case Types | Page 71 |
| Table B8: | Municipal Court: Civil Caseload, Aggregates | Page 74 |
| Table B9: | Juvenile Traffic and Civil Infraction Caseload | Page 76 |

Fiscal Year 2025 Specialty Court Statistics:

| | | |
|-----------|--|---------|
| Table C1: | Summary of Specialty Court Program Distributions | Page 79 |
| Table C2: | Summary of Specialty Court Statistics | Page 81 |

Glossary:

| | |
|------------------------------------|---------|
| Criminal Caseload Glossary | Page 82 |
| Civil Caseload Glossary | Page 84 |
| Family Caseload Glossary | Page 86 |
| Juvenile Caseload Glossary | Page 88 |
| Juvenile Traffic Caseload Glossary | Page 90 |

Table 1. Summary of Population, Judicial Positions, and Cases Processed by Court for Nevada Judiciary, Fiscal Year 2025.^a

| Nevada Trial Courts, Population, Judicial Position, and Caseload Summaries (1 of 2) | Population as of 7/1/2024 ^b | Authorized Judicial Positions as of 6/30/2025 ^c | Non-Traffic Cases | | | | Traffic, Infractions, and Parking ^d | |
|---|--|--|-----------------------------------|---------------------------------------|---------------------|----------------------|--|--------------------|
| | | | Criminal Cases Filed ^d | Non-Criminal Cases Filed ^f | Total Cases Filed | Total Cases Disposed | Total Cases | Total Dispositions |
| Nevada Trial Court Totals (N=73) | 3,282,911 | 191/(30.36) | 149,510 | 275,699 | 425,209 | 391,572 | 345,209 | 311,978 |
| District Courts (N=17) | | 90/(25.96) | 17,716 | 119,788 | 137,504 | 133,114 | 1,664 | 1,663 |
| Justice Courts (N=40) | | 70/(3.40) * | 85,457 | 155,252 | 240,709 | 222,292 | 232,625 | 197,284 |
| Municipal Courts (N=16) | | 31/(1.00) * | 46,337 | 659 | 46,996 | 36,166 | 110,920 | 113,031 |
| First Judicial District | 64,723 | 2/(1.20) ^g | 391 | 1,950 | 2,341 | 1,615 | 70 | 10 |
| Carson City District Court | 60,266 | | 362 | 1,882 | 2,244 | 1,549 | 70 | 10 |
| Storey County District Court | 4,457 | | 29 | 68 | 97 | 66 | 0 | 0 |
| Carson City | | | | | | | | |
| Carson City Justice Court ** | 60,266 | 2/(0.40) ^g | 1,736 | 2,272 | 4,008 | 3,372 | 7,798 | 6,668 |
| Storey County | | | | | | | | |
| Virginia City Justice Court | 4,457 | 1 | 338 | 63 | 401 | 282 | 3,573 | 3,279 |
| Second Judicial District | 513,854 | 16/(6.00) | 2,702 | 16,696 | 19,398 | 16,726 | 1,184 | 1,277 |
| Washoe County District Court | 513,854 | | 2,702 | 16,696 ^h | 19,398 ^h | 16,726 | 1,184 ^h | 1,277 |
| Washoe County | | | | | | | | |
| Incline Village Justice Court | 12,631 | 1 | 193 | 101 | 294 | 255 | 1,917 | 1,906 |
| Reno Justice Court | 330,856 | 6 | 5,387 | 11,975 | 17,362 | 15,488 | 15,302 | 15,330 |
| Sparks Justice Court | 167,300 | 4 | 2,283 | 5,587 | 7,870 | 7,585 | 4,748 | 4,647 |
| Wadsworth Justice Court | 3,068 | 1 | 106 | 11 | 117 | 115 | 2,295 | 2,366 |
| Reno Municipal Court | 281,015 | 4 | 7,491 | 52 | 7,543 | 6,780 | 11,501 | 11,183 |
| Sparks Municipal Court | 115,240 | 2 | 2,070 | 11 | 2,081 | 2,231 | 5,359 | 5,217 |
| Third Judicial District | 65,116 | 2/(1.00) | 355 | 1,571 | 1,926 | 2,139 | 56 | 77 |
| Lyon County District Court | 65,116 | | 355 | 1,571 | 1,926 | 2,139 ^j | 56 | 77 |
| Lyon County | | | | | | | | |
| Canal Justice Court | 25,311 | 1 *** | 419 | 1,159 | 1,578 | 1,105 | 886 | 966 |
| Dayton Justice Court | 25,829 | 1 | 409 | 679 | 1,088 | 1,029 | 1,900 | 1,947 |
| Walker River Justice Court | 13,976 | 1 | 649 | 579 | 1,228 | 991 | 1,474 | 1,503 |
| Fernley Municipal Court | 25,311 | 1 *** | 309 | 0 | 309 | 362 | 1,762 | 1,838 |
| Yerington Municipal Court | 3,586 | 1 | 64 | 0 | 64 | 32 | 617 | 130 |
| Fourth Judicial District | 57,989 | 3/(1.00) | 336 | 1,380 | 1,716 | 1,777 | 0 | 0 |
| Elko County District Court | 57,989 | | 336 | 1,380 | 1,716 | 1,777 | 0 | 0 |
| Elko County | | | | | | | | |
| Carlin Justice Court | 2,796 | 1 *** | 39 | 65 | 104 | 108 ^j | 61 | 71 |
| Eastline Justice Court | 4,524 | 1 *** | 72 | 159 | 231 | 136 | 546 | 277 |
| Elko Justice Court | 45,738 | 2 *** | 1,362 | 1,153 | 2,515 | 2,170 | 4,938 | 4,351 |
| Wells Justice Court | 4,931 | 1 *** | 81 | 70 | 151 | 168 | 2,564 | 2,743 |
| Carlin Municipal Court | 2,546 | 1 *** | 43 | 0 | 43 | 50 | 135 | 103 |
| Elko Municipal Court | 22,090 | 2 *** | 159 | 1 | 160 | 158 | 1,636 | 1,473 |
| Wells Municipal Court | 1,334 | 1 *** | 0 | 0 | 0 | 1 | 232 | 226 |
| West Wendover Municipal Court | 4,524 | 1 *** | 85 | 0 | 85 | 72 | 581 | 372 |
| Fifth Judicial District | 52,888 | 2/(0.08) | 281 | 1,392 | 1,673 | 849 | 88 | 39 |
| Esmeralda County District Court | 1,086 | | 5 | 19 | 24 | 1 | 7 | 0 |
| Nye County District Court | 51,802 | | 276 | 1,373 | 1,649 | 848 | 81 | 39 |
| Esmeralda County | | | | | | | | |
| Esmeralda Justice Court | 1,086 | 1 | 29 | 24 | 53 | 66 ^j | 2,238 | 2,082 |
| Nye County | | | | | | | | |
| Beatty Justice Court | 2,214 | 1 | 101 | 31 | 132 | 156 ^j | 1,597 | 1,727 |
| Pahrump Justice Court | 44,370 | 2 | 1,137 | 1,522 | 2,659 | 2,562 | 4,989 | 4,765 |
| Tonopah Justice Court | 5,218 | 1 | 135 | 116 | 251 | 228 | 1,943 | 1,847 |
| Sixth Judicial District | 17,801 | 1/(1.50) | 105 | 677 | 782 | 696 | 62 | 67 |
| Humboldt County District Court | 17,801 | | 105 | 677 | 782 | 696 | 62 | 67 |
| Humboldt County | | | | | | | | |
| Union Justice Court | 17,801 | 1 | 743 | 493 | 1,236 | 1,242 | 2,927 | 3,041 |

* Totals reflect statewide judicial positions per jurisdictional level. Some judges serve in both justice and municipal courts in specific townships and cities.

** Carson City is a consolidated municipality and the justice court includes municipal court information. Statistics are reported in the justice court tables only.

*** The judges serve in both justice and municipal courts.

^a Totals reflect aggregate information from the Nevada Trial Courts. Information contained herein may reflect non-standard reporting and is noted by subsequent footnotes. See appendix tables B1-B9 for greater detailed statistics and clarifying footnotes.

^b Source: Nevada State Demographer 2024 certified estimates. "Township boundaries may not correspond to incorporated cities, and are estimated using a different method than the city/town estimates. Because of this, they will differ from city estimates." Estimates are rounded and may include partial persons.

^c Elected positions per NRS 3.011-3.0197, NRS 4.020, and NRS 5.020. Quasi-judicial includes positions such as masters, commissioners, and referees in accordance with NRCF and JCRCP Rule 53. All information as of 6/30/2025.

^d Criminal cases include felony, gross misdemeanor, non-traffic misdemeanor, and criminal/infraction appeals. Traffic and parking cases include juvenile traffic statistics from the courts that process these matters (see Table B9). Counts may include reopened cases.

^f Non-criminal cases include civil, family, and juvenile (non-traffic) cases for district court and civil cases for justice and municipal courts.

^g Quasi-judicial position information from fiscal year 2024.

^h Reopened (cases) not reported or under-reported.

^j Includes administrative case closures.

Source: Uniform System for Judicial Records, Nevada AOC, Court Statistics and Analysis Unit.

Table A1. Summary of Population, Judicial Positions, and Cases Processed by Court for Nevada Judiciary, Fiscal Year 2025.^a

| Nevada Trial Courts, Population, Judicial Position, and Caseload Summaries (1 of 2) | Population as of 7/1/2024 ^b | Authorized Judicial Positions as of 6/30/2025 ^c | Non-Traffic Cases | | | | Traffic, Infractions, and Parking ^d | |
|---|--|--|-----------------------------------|---------------------------------------|-------------------|----------------------|--|--------------------|
| | | | Criminal Cases Filed ^d | Non-Criminal Cases Filed ^f | Total Cases Filed | Total Cases Disposed | Total Cases | Total Dispositions |
| Seventh Judicial District | 16,791 | 2 | 208 | 506 | 714 | 614 | 1 | 2 |
| Eureka County District Court | 1,852 | | 19 | 30 | 49 | 79 | 0 | 1 |
| Lincoln County District Court | 4,730 | | 65 | 121 | 186 | 108 | 0 | 0 |
| White Pine County District Court | 10,209 | | 124 | 355 | 479 | 427 | 1 | 1 |
| Eureka County | | | | | | | | |
| Eureka Justice Court | 1,852 | 1 | 53 | 32 | 85 | 87 | 611 | 565 |
| Lincoln County | | | | | | | | |
| Meadow Valley Justice Court | 3,436 | 1 | 114 | 35 | 149 | 64 | 877 | 776 |
| Pahranagat Valley Justice Court | 1,294 | 1 | 47 | 14 | 61 | 119 ^j | 3,416 | 3,797 |
| White Pine County | | | | | | | | |
| Ely Justice Court | 10,209 | 1 | 246 | 256 | 502 | 453 | 1,271 | 1,243 |
| Lincoln County | | | | | | | | |
| Caliente Municipal Court | 1,034 | 1 | 6 | 0 | 6 | 3 | 0 | 0 |
| White Pine County | | | | | | | | |
| Ely Municipal Court | 4,032 | 1 | 107 | 0 | 107 | 114 | 219 | 192 |
| Eighth Judicial District | 2,392,490 | 58/(14.00) | 12,551 | 92,328 | 104,879 | 104,830 | 0 | 0 |
| Clark County District Court | 2,392,490 | | 12,551 | 92,328 | 104,879 | 104,830 | 0 | 0 |
| Clark County | | | | | | | | |
| Boulder Justice Court | 15,469 | 1 | 122 | 291 | 413 | 389 | 847 | 875 |
| Bunkerville Justice Court | 934 | 1 | 22 | 8 | 30 | 30 | 1,319 | 1,198 |
| Goodsprings Justice Court | 4,697 | 1 | 361 | 41 | 402 | 415 | 8,091 | 8,767 |
| Henderson Justice Court | 351,858 | 3 | 1,514 | 13,487 | 15,001 | 11,914 | 2,701 | 2,647 |
| Las Vegas Justice Court | 1,662,796 | 16/(3.00) | 62,324 | 98,639 | 160,963 | 149,888 | 130,922 ^h | 97,796 |
| Laughlin Justice Court | 8,905 | 1 | 331 | 328 | 659 | 744 ^j | 2,364 | 2,405 |
| Mesquite Justice Court | 23,700 | 1 *** | 105 | 321 | 426 | 363 | 10 | 11 |
| Moapa Justice Court | 1,623 | 1 | 63 | 7 | 70 | 73 | 3,196 | 2,735 |
| Moapa Valley Justice Court | 6,592 | 1 | 123 | 50 | 173 | 177 | 1,231 | 1,202 |
| North Las Vegas Justice Court | 314,650 | 3 | 2,020 | 13,402 | 15,422 | 15,915 | 633 | 814 |
| Searchlight Justice Court | 1,267 | 1 | 84 | 11 | 95 | 72 | 3,676 | 3,293 |
| Boulder Municipal Court | 14,830 | 1 | 629 | 5 | 634 | 520 | 1,853 | 2,016 |
| Henderson Municipal Court | 350,706 | 3 | 6,435 | 84 | 6,519 | 6,670 | 12,503 | 13,879 |
| Las Vegas Municipal Court | 673,334 | 6/(1.00) | 22,075 ^h | 466 ^k | 22,541 | 13,339 | 53,095 ^h | 55,212 |
| Mesquite Municipal Court | 23,576 | 1 *** | 417 | 7 | 424 | 506 | 1,933 | 2,796 |
| North Las Vegas Municipal Court | 286,666 | 2 | 6,144 | 32 | 6,176 | 5,027 | 19,277 | 18,171 |
| Ninth Judicial District | 55,797 | 2 | 368 | 1,518 | 1,886 | 1,764 | 137 | 150 |
| Douglas County District Court | 55,797 | | 368 | 1,518 | 1,886 | 1,764 | 137 | 150 |
| Douglas County | | | | | | | | |
| East Fork Justice Court | 46,719 | 1 | 1,040 | 749 | 1,789 | 1,542 | 3,101 | 3,119 |
| Tahoe Justice Court | 9,078 | 1 | 532 | 132 | 664 | 584 | 1,863 | 1,874 |
| Tenth Judicial District | 27,253 | 1/(0.58) | 233 | 1,293 | 1,526 | 1,476 | 49 | 26 |
| Churchill County District Court | 27,253 | | 233 | 1,293 | 1,526 | 1,476 | 49 | 26 |
| Churchill County | | | | | | | | |
| New River Justice Court | 27,253 | 1 | 586 | 1,002 | 1,588 | 1,527 | 1,393 | 1,346 |
| Fallon Municipal Court | 9,610 | 1 | 303 | 1 | 304 | 301 | 217 | 223 |
| Eleventh Judicial District | 18,209 | 1/(0.60) | 186 | 477 | 663 | 628 | 17 | 15 |
| Lander County District Court | 6,255 | | 24 | 114 | 138 | 112 | 11 | 11 |
| Mineral County District Court | 4,770 | | 94 | 146 | 240 | 248 | 2 | 2 |
| Pershing County District Court | 7,184 | | 68 | 217 | 285 | 268 | 4 | 2 |
| Lander County | | | | | | | | |
| Argenta Justice Court | 5,950 | 1 | 91 | 138 | 229 | 230 ^j | 1,145 | 1,174 |
| Austin Justice Court | 305 | 1 | 4 | 12 | 16 | 7 | 372 | 296 |
| Mineral County | | | | | | | | |
| Hawthorne Justice Court | 4,770 | 1 | 234 | 92 | 326 | 261 | 1,698 | 1,629 |
| Pershing County | | | | | | | | |
| Lake Justice Court | 7,184 | 1 | 222 | 146 | 368 | 380 | 192 | 206 |

*** The judges serve in both justice and municipal courts.

^a Totals reflect aggregate information from the Nevada Trial Courts. Information contained herein may reflect non-standard reporting and is noted by subsequent footnotes. See appendix tables B1-B9 for greater detailed statistics and clarifying footnotes.

^b Source: Nevada State Demographer 2024 certified estimates. "Township boundaries may not correspond to incorporated cities, and are estimated using a different method than the city/town estimates. Because of this, they will differ from city estimates." Estimates are rounded and may include partial persons.

^c Elected positions per NRS 3.011-3.0197, NRS 4.020, and NRS 5.020. Quasi-judicial includes positions such as masters, commissioners, and referees in accordance with NRCP and JCRCP Rule 53. All information as of 6/30/2025.

^d Criminal cases include felony, gross misdemeanor, non-traffic misdemeanor, and criminal/infraction appeals. Traffic and parking cases include juvenile traffic statistics from the courts that process these matters (see Table B9). Counts may include reopened cases.

^f Non-criminal cases include civil, family, and juvenile (non-traffic) cases for district court and civil cases for justice and municipal courts.

^h Reopened (cases) not reported or under-reported.

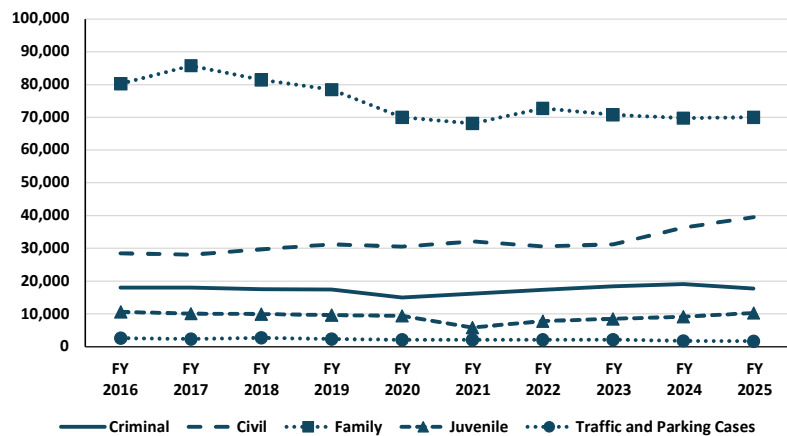
^j Includes administrative case closures.

^k Civil Case Statistics are under-reported and only reflect petitions to seal records.

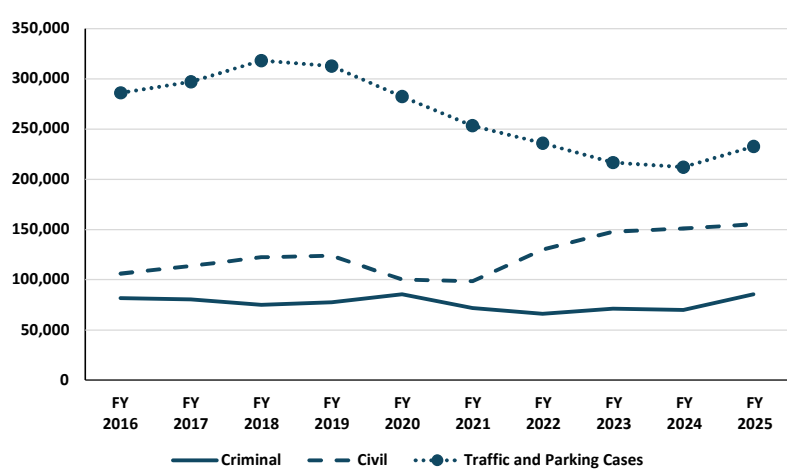
Source: Uniform System for Judicial Records, Nevada AOC, Court Statistics and Analysis Unit.

Figure 1. Nevada Trial Court Filings by Case Type, by Jurisdictional Level, Fiscal Years 2016-25.

District Court Filings, by Case Type, Fiscal Years 2016-25.



Justice Court Filings, by Case Type, Fiscal Years 2016-25.



Municipal Court Filings, by Case Type, Fiscal Years 2016-25.

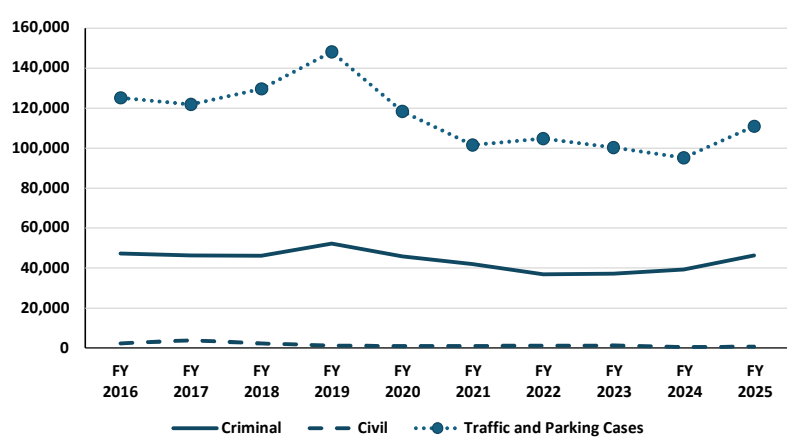


Figure 2. Nevada Trial Court Non-Traffic Distributions, by Jurisdictional Level, Fiscal Year 2025.

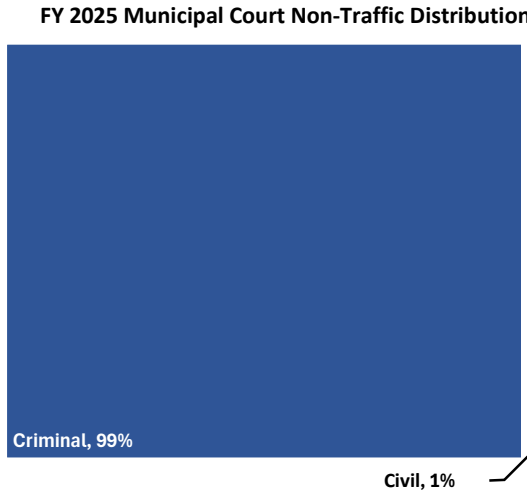
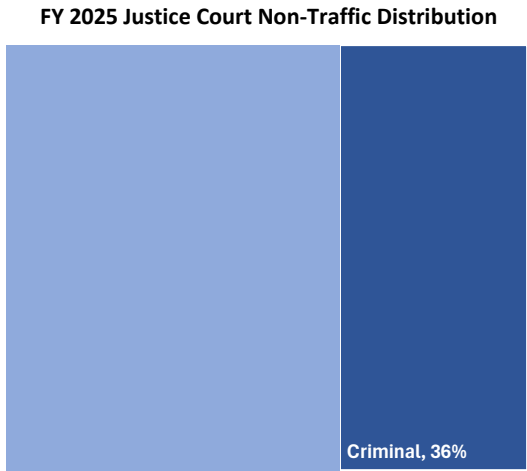
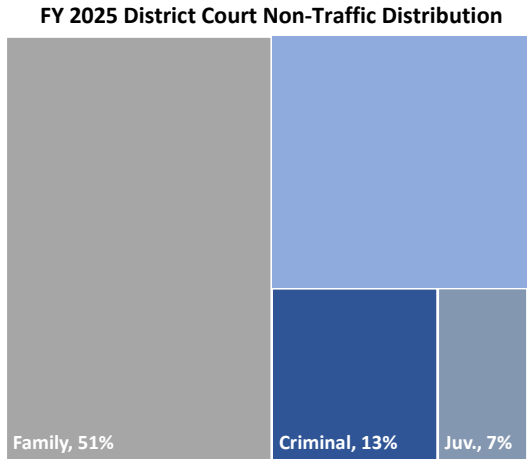
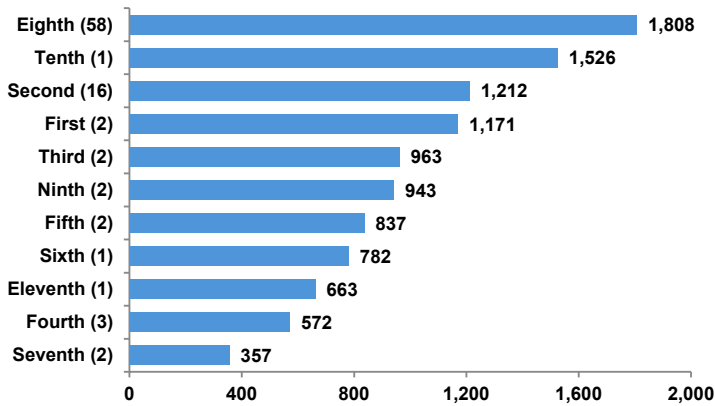


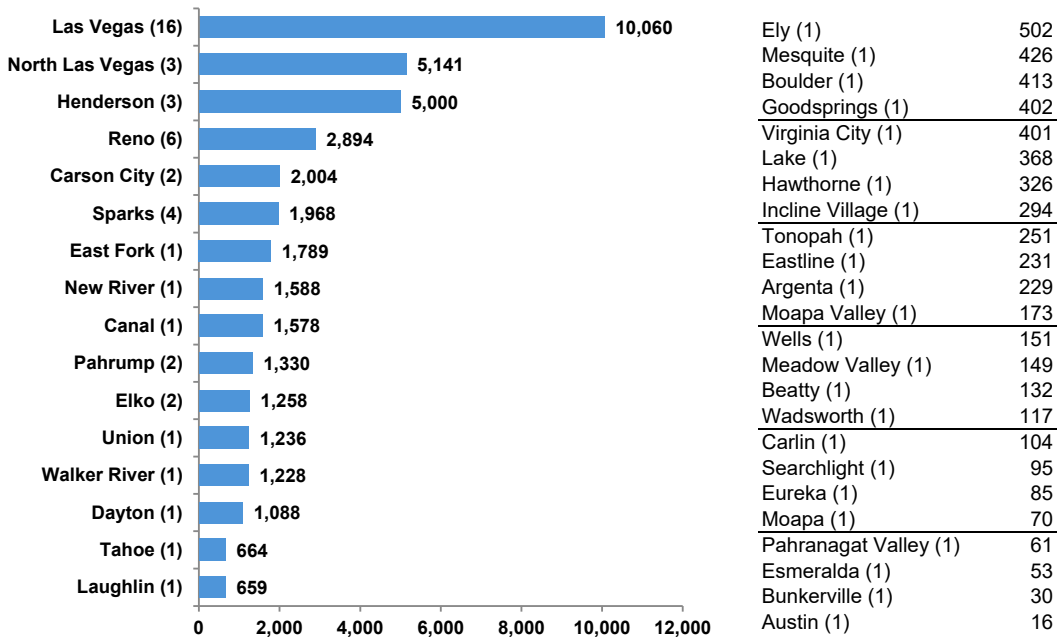
Figure 3. Nevada Trial Court Non-Traffic Cases per Judicial Position, Fiscal Year 2025.

Number of judicial positions in parenthesis. Does not include quasi-judicial positions. Reopened cases included.

District Courts



Justice Courts



Municipal Courts

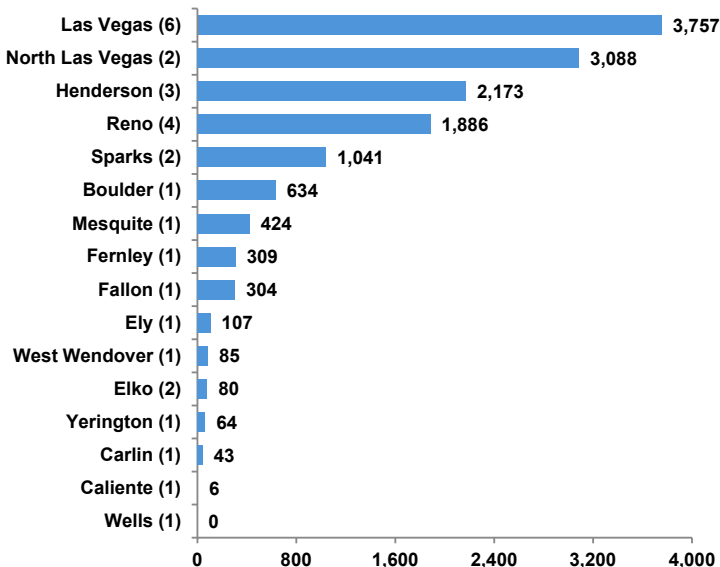
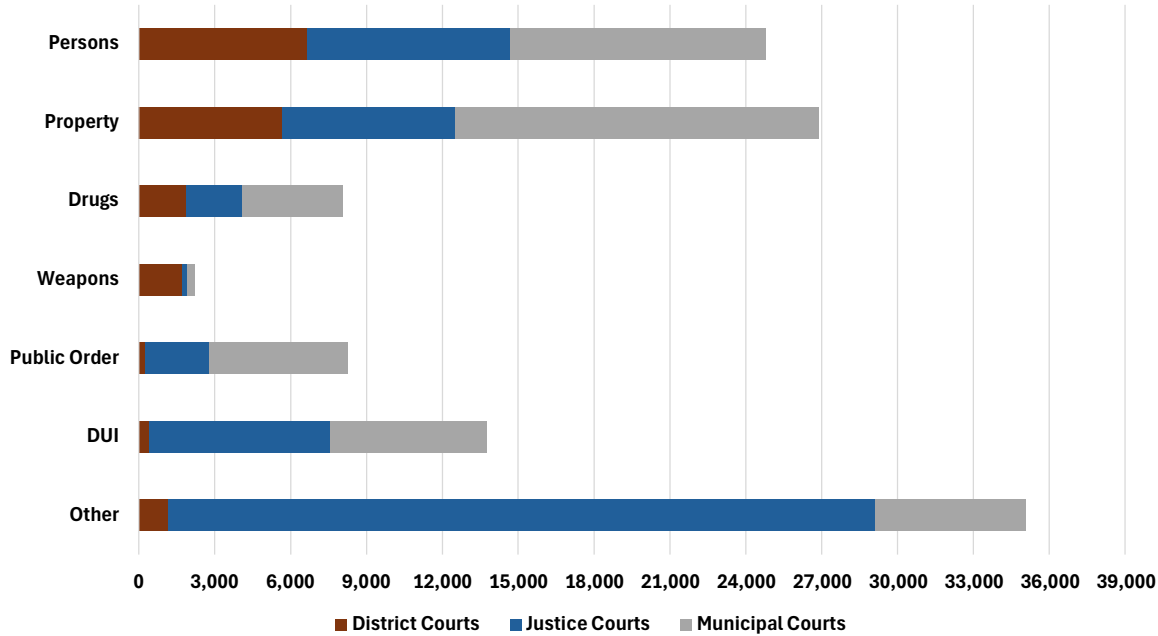


Figure 4. Nevada Non-Traffic Criminal Case Types by USJR Classification, by Jurisdictional Level, Fiscal Year 2025. ^{a,b}

| | Persons | Property | Drugs | Weapons | Public Order | DUI | Other | Total |
|-----------------------------|---------------|---------------|--------------|--------------|--------------|---------------|---------------|----------------|
| District Courts | 6,667 | 5,655 | 1,884 | 1,726 | 242 | 388 | 1,154 | 17,716 |
| Justice Courts ^c | 8,043 | 6,859 | 2,205 | 194 | 2,527 | 7,180 | 27,963 | 54,971 |
| Municipal Courts | 10,103 | 14,374 | 3,979 | 285 | 5,472 | 6,187 | 5,937 | 46,337 |
| TOTAL | 24,813 | 26,888 | 8,068 | 2,205 | 8,241 | 13,755 | 35,054 | 119,024 |



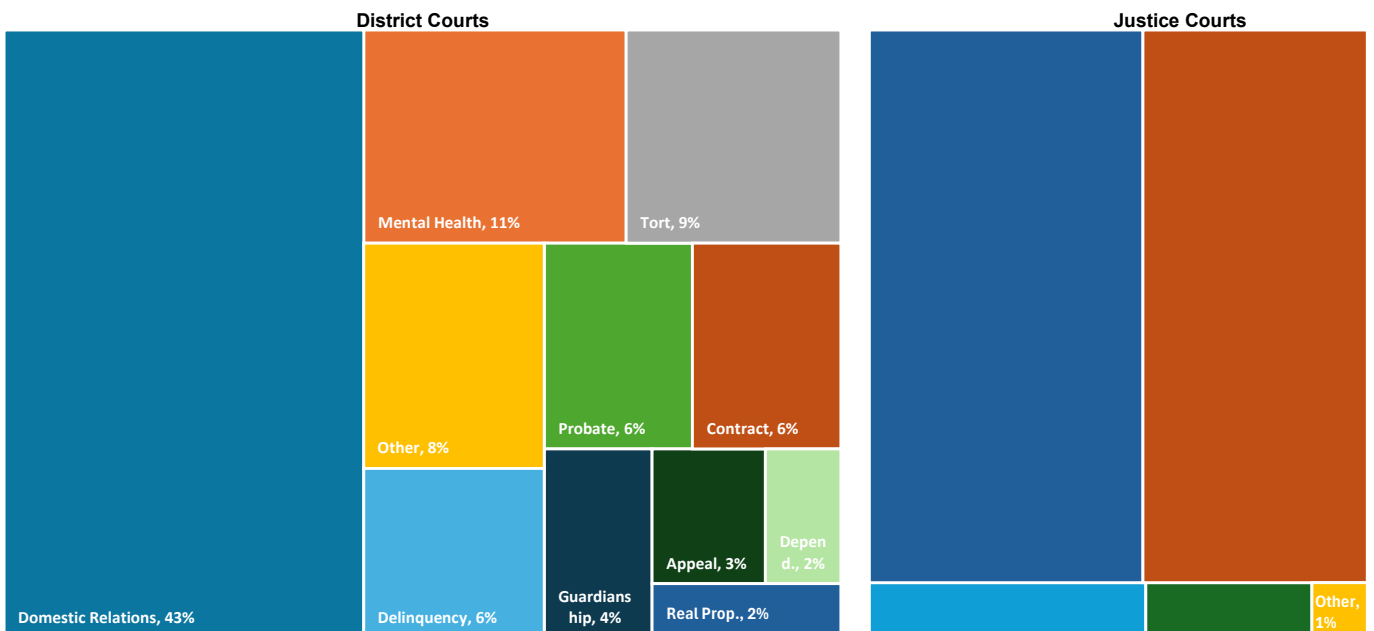
^a District Court includes felony and gross misdemeanor criminal cases; Justice and Municipal Courts include misdemeanor cases only. Reopened cases included. Persons include person-crimes, domestic violence, older/vulnerable person-crimes, child abuse, and protection order violations.

^b Case types determined by the USJR charge hierarchy defined in the Nevada Courts Statistical Reporting Dictionary.

^c Justice Courts hear preliminary matters for felony and gross misdemeanor cases typically adjudicated in District Courts, and these cases are excluded from this table.

Source: Uniform System for Judicial Records, Nevada AOC, Court Statistics and Analysis Unit.

Figure 5. Nevada Non-Criminal Case Distribution by Major USJR Classification, by Jurisdictional Level, Fiscal Year 2025. ^a



^a Municipal Courts excluded from this table due to all non-criminal cases being classified as Other Civil or Petitions to Seal Record actions. District Court Other classification includes Civil Other, Writs, and Construction Defect case types, as well as Juvenile Miscellaneous Petitions, Protection Order, and Status Petitions case types. Justice Court Other classification includes Torts, Contested Liens, Petitions to Seal Records, and Other Civil Matters case types.

Source: Uniform System for Judicial Records, Nevada AOC, Court Statistics and Analysis Unit.

Table A1. Summary of District Court Criminal and Civil Cases, Fiscal Years 2024-25. ^a

(See Table A3 for Traffic Statistics)

| Court | Criminal (Non-Traffic) Cases ^b | | | | | | Civil Cases | | | | | |
|-----------------------------------|---|---------------|----------------------------|---------------|----------------|------------------|------------------|---------------|------------------|------------------|----------------|------------------|
| | Filed | | Disposed | | Pending | | Filed | | Disposed | | Pending | |
| | FY 2024 | FY 2025 | FY 2024 | FY 2025 | FY 2025 Active | FY 2025 Inactive | FY 2024 | FY 2025 | FY 2024 | FY 2025 | FY 2025 Active | FY 2025 Inactive |
| First Judicial District | | | | | | | | | | | | |
| Carson City District Court | 334 | 362 | 287 | 270 | 959 | 130 | 551 | 465 | 344 | 248 | 1,546 | 0 |
| Storey County District Court | 3 | 29 | 1 | 7 | 242 | 5 | 37 | 31 | 19 | 29 | 92 | 0 |
| Second Judicial District | | | | | | | | | | | | |
| Washoe County District Court | 2,823 | 2,702 | 1,968 | 2,196 | 1,017 | 897 | 3,846 | 4,438 | 3,114 | 3,947 | 2,366 | 324 |
| Third Judicial District | | | | | | | | | | | | |
| Lyon County District Court | 341 | 355 | 322 | 333 | 158 | 150 | 383 | 367 | 319 | 502 ^c | 277 | 5 |
| Fourth Judicial District | | | | | | | | | | | | |
| Elko County District Court | 442 ^r | 336 | 373 ^r | 336 | 267 | 118 | 406 ^r | 437 | 384 ^r | 413 | 330 | 3 |
| Fifth Judicial District | | | | | | | | | | | | |
| Esmeralda County District Court | 5 | 5 | 0 | 1 | 24 | 11 | 18 | 16 | 1 | 0 | 188 | 61 |
| Nye County District Court | 348 | 276 | 261 | 193 | 556 | 95 | 675 | 612 | 477 | 298 | 4,516 | 70 |
| Sixth Judicial District | | | | | | | | | | | | |
| Humboldt County District Court | 93 | 105 | 80 | 73 | 145 | 88 | 116 | 134 | 106 | 150 | 328 | 5 |
| Seventh Judicial District | | | | | | | | | | | | |
| Eureka County District Court | 14 | 19 | 5 | 25 | 5 | 1 | 16 | 20 | 12 | 30 | 16 | 0 |
| Lincoln County District Court | 33 | 65 | 22 | 31 | 82 | 1 | 40 | 57 | 18 | 47 | 67 | 0 |
| White Pine County District Court | 134 | 124 | 136 | 107 | 99 | 54 | 105 | 128 | 87 | 116 | 62 | 5 |
| Eighth Judicial District | | | | | | | | | | | | |
| Clark County District Court | 13,653 | 12,551 | 14,398 | 13,057 | 4,520 | 7,973 | 29,179 | 31,778 | 27,060 | 29,219 | 36,582 | 624 |
| Ninth Judicial District | | | | | | | | | | | | |
| Douglas County District Court | 381 | 368 | 338 | 312 | 86 | 138 | 491 | 544 | 438 | 490 | 256 | 11 |
| Tenth Judicial District | | | | | | | | | | | | |
| Churchill County District Court | 275 | 233 | 280 | 240 | 53 | 91 | 298 | 315 | 289 | 293 | 86 | 9 |
| Eleventh Judicial District | | | | | | | | | | | | |
| Lander County District Court | 33 | 24 | 11 | 15 | 26 | 30 | 28 | 26 | 15 | 41 | 38 | 31 |
| Mineral County District Court | 104 | 94 | 77 | 91 | 37 | 31 | 53 | 60 | 31 | 48 | 49 | 123 |
| Pershing County District Court | 64 | 68 | 65 | 57 | 31 | 23 | 91 | 117 | 115 ^c | 125 | 77 | 56 |
| Total | 19,080 ^r | 17,716 | 18,624 ^r | 17,344 | 8,307 | 9,836 | 36,333 | 39,545 | 32,829 | 35,996 | 46,876 | 1,327 |

^a Case statistics include cases that may have been reopened. Pending cases reported by the courts as of June 30, 2025.

^b Includes criminal and civil infraction appeals of limited jurisdiction courts.

^c Includes administrative case closures.

^r Revised from previous publications.

Source: Uniform System for Judicial Records, Nevada AOC, Court Statistics and Analysis Unit.

Table A2. Summary of District Court Family and Juvenile Cases, Fiscal Years 2024-25.^a

(See Table A3 for Traffic Statistics)

| Court | Family Cases | | | | | | Juvenile (Non-Traffic) Cases | | | | | |
|-----------------------------------|---------------------------|---------------|---------------------------|---------------|----------------|------------------|------------------------------|--------------------|--------------------------|---------------|----------------|------------------|
| | Filed | | Disposed | | Pending | | Filed | | Disposed | | Pending | |
| | FY 2024 | FY 2025 | FY 2024 | FY 2025 | FY 2025 Active | FY 2025 Inactive | FY 2024 | FY 2025 | FY 2024 | FY 2025 | FY 2025 Active | FY 2025 Inactive |
| First Judicial District | | | | | | | | | | | | |
| Carson City District Court | 1,380 | 1,341 | 1,057 | 962 | 2,368 | 0 | 277 | 76 | 212 | 69 | 0 ^b | - ^c |
| Storey County District Court | 19 | 35 | 19 | 27 | 32 | 0 | 3 | 2 | 2 | 3 | 0 ^b | - ^c |
| Second Judicial District | | | | | | | | | | | | |
| Washoe County District Court | 10,187 | 10,875 | 8,288 | 8,912 | 3,515 | 19 | 1,268 ^d | 1,383 ^d | 1,563 | 1,671 | 436 | 206 |
| Third Judicial District | | | | | | | | | | | | |
| Lyon County District Court | 919 | 959 | 909 | 1,038 | 271 | 2 | 248 | 245 | 263 | 266 | 105 | 23 |
| Fourth Judicial District | | | | | | | | | | | | |
| Elko County District Court | 903 ^r | 795 | 891 ^r | 912 | 489 | 6 | 118 ^r | 148 | 75 ^r | 116 | 134 | 44 |
| Fifth Judicial District | | | | | | | | | | | | |
| Esmeralda County District Court | 7 | 3 | 0 | 0 | 40 | 8 | 0 | 0 | 0 | 0 | 8 | 0 |
| Nye County District Court | 456 | 537 | 309 | 249 | 5,254 | 44 | 269 | 224 | 164 | 108 | 599 | 33 |
| Sixth Judicial District | | | | | | | | | | | | |
| Humboldt County District Court | 382 | 416 | 316 | 336 | 869 | 2 | 113 | 127 | 88 | 137 | 104 | 30 |
| Seventh Judicial District | | | | | | | | | | | | |
| Eureka County District Court | 25 | 8 | 14 | 16 | 9 | 0 | 4 | 2 | 2 | 8 | 4 | 0 |
| Lincoln County District Court | 29 | 30 | 19 | 16 | 124 | 12 | 5 | 34 | 3 | 14 | 48 | 0 |
| White Pine County District Court | 115 | 104 | 103 | 99 | 52 | 0 | 158 | 123 | 141 | 105 | 31 | 19 |
| Eighth Judicial District | | | | | | | | | | | | |
| Clark County District Court | 53,570 | 53,073 | 52,195 | 55,133 | 23,869 | 6,480 | 6,194 | 7,477 | 5,978 | 7,421 | 2,926 | 760 |
| Ninth Judicial District | | | | | | | | | | | | |
| Douglas County District Court | 802 | 835 | 822 | 847 | 105 | 2 | 114 | 139 | 115 | 115 | 34 | 1 |
| Tenth Judicial District | | | | | | | | | | | | |
| Churchill County District Court | 813 | 789 | 812 | 769 | 146 | 65 | 305 | 189 | 293 | 174 | 17 | 16 |
| Eleventh Judicial District | | | | | | | | | | | | |
| Lander County District Court | 65 | 68 | 29 | 45 | 102 | 22 | 16 | 20 | 5 | 11 | 29 | 1 |
| Mineral County District Court | 51 | 59 | 37 | 63 | 71 | 203 | 28 | 27 | 18 | 46 | 28 | 255 |
| Pershing County District Court | 57 | 61 | 62 | 61 | 60 | 14 | 33 | 39 | 29 | 25 | 21 | 4 |
| Total | 69,780^r | 69,988 | 65,882^r | 69,485 | 37,376 | 6,879 | 9,153^r | 10,255 | 8,951^r | 10,289 | 4,524 | 1,392 |

^a Case statistics include cases that may have been reopened. Pending cases reported by the courts as of June 30, 2024.

^b Estimated from fiscal years 2021-25 New Filings less dispositions. Reopened cases not included.

^c Statistic not reported by the court.

^d Reopened (cases) not reported or under-reported.

^r Revised from previous publications.

Source: Uniform System for Judicial Records, Nevada AOC, Court Statistics and Analysis Unit.

Table A3. Summary of Juvenile Traffic and Infraction Cases Filed and Disposed in District Court, Fiscal Years 2024-25.^a

| Court | Total Cases | | Total Charges | | Total Disposed | |
|-----------------------------------|--------------------------|--------------------|--------------------------|--------------|--------------------------|--------------|
| | FY 2024 | FY 2025 | FY 2024 | FY 2025 | FY 2024 | FY 2025 |
| First Judicial District | | | | | | |
| Carson City District Court | 105 | 70 | 139 | 79 | 42 | 10 |
| Storey County District Court | 1 | 0 | 1 | 0 | 1 | 0 |
| Second Judicial District | | | | | | |
| Washoe County District Court | 1,259 ^b | 1,184 ^b | 1,685 | 1,602 | 1,253 | 1,277 |
| Third Judicial District | | | | | | |
| Lyon County District Court | 63 ^b | 56 | 100 | 53 | 0 ^c | 77 |
| Fourth Judicial District | | | | | | |
| Elko County District Court | 1 ^f | 0 | 4 ^f | 0 | 1 ^f | 0 |
| Fifth Judicial District | | | | | | |
| Esmeralda County District Court | 6 | 7 | 7 | 7 | 0 | 0 |
| Nye County District Court | 66 | 81 | 67 | 88 | 59 | 39 |
| Sixth Judicial District | | | | | | |
| Humboldt County District Court | 80 | 62 | 92 | 65 | 78 | 67 |
| Seventh Judicial District | | | | | | |
| Eureka County District Court | 1 | 0 | 1 | 0 | 0 | 1 |
| Lincoln County District Court | 0 | 0 | 0 | 0 | 0 | 0 |
| White Pine County District Court | 3 | 1 | 4 | 2 | 2 | 1 |
| Eighth Judicial District | | | | | | |
| Clark County District Court | (d) | (d) | (d) | (d) | (d) | (d) |
| Ninth Judicial District | | | | | | |
| Douglas County District Court | 130 | 137 | 138 | 160 | 119 | 150 |
| Tenth Judicial District | | | | | | |
| Churchill County District Court | 14 | 49 | 16 | 56 | 21 | 26 |
| Eleventh Judicial District | | | | | | |
| Lander County District Court | 7 | 11 | 7 | 12 | 6 | 11 |
| Mineral County District Court | 4 | 2 | 4 | 2 | 2 | 2 |
| Pershing County District Court | 8 | 4 | 9 | 8 | 9 | 2 |
| Total | 1,748^f | 1,664 | 2,274^f | 2,134 | 1,593^f | 1,663 |

^a Table contains juvenile traffic statistics (see appendix table B9). Case statistics include cases that may have been reopened.

^b Reopened cases not reported.

^c Statistics under-reported due to conversion to a new case management system.

^d Juvenile traffic violations handled and reported by limited jurisdiction courts.

^f Revised from previous publications.

Source: Uniform System for Judicial Records, Nevada AOC, Court Statistics and Analysis Unit.

Table A4. Summary of Justice Court Criminal and Civil Cases, Fiscal Years 2024-25.^a

(See Table A5 for Traffic Statistics.)

| Court (Page 1 of 2) | Criminal (Non-Traffic) Cases | | | | | | Civil Cases | | | | | |
|--|------------------------------|---------|--------------------|------------------|----------------|------------------|-------------|---------|-----------------|-----------------|----------------|------------------|
| | Filed | | Disposed | | Pending | | Filed | | Disposed | | Pending | |
| | FY 2024 | FY 2025 | FY 2024 | FY 2025 | FY 2025 Active | FY 2025 Inactive | FY 2024 | FY 2025 | FY 2024 | FY 2025 | FY 2025 Active | FY 2025 Inactive |
| First Judicial District | | | | | | | | | | | | |
| Carson City | | | | | | | | | | | | |
| Carson City Justice Court ^b | 1,942 | 1,736 | 1,729 | 1,629 | 1,375 | 1,345 | 2,134 | 2,272 | 1,789 | 1,743 | 10,850 | 0 |
| Storey County | | | | | | | | | | | | |
| Virginia City Justice Court | 265 | 338 | 230 | 224 | 344 | 180 | 79 | 63 | 65 | 58 | 111 | 0 |
| Second Judicial District | | | | | | | | | | | | |
| Washoe County | | | | | | | | | | | | |
| Incline Village Justice Court | 195 | 193 | 190 | 156 | 107 | 260 | 114 | 101 | 99 | 99 | 56 | 0 |
| Reno Justice Court | 4,974 | 5,387 | 5,444 | 5,170 | 1,368 | 4,649 | 10,949 | 11,975 | 9,491 | 10,318 | 8,748 | 1 |
| Sparks Justice Court | 2,490 | 2,283 | 2,781 | 2,302 | 521 | 1,619 | 5,155 | 5,587 | 4,862 | 5,283 | 1,849 | 0 |
| Wadsworth Justice Court | 83 | 106 | 51 | 107 | 17 | 54 | 17 | 11 | 13 | 8 | 12 | 0 |
| Third Judicial District | | | | | | | | | | | | |
| Lyon County | | | | | | | | | | | | |
| Canal Justice Court | 421 | 419 | 469 | 521 | 305 | 154 | 1,115 | 1,159 | 1,001 | 584 | 1,156 | 0 |
| Dayton Justice Court | 445 | 409 | 527 | 399 | 194 | 147 | 659 | 679 | 610 | 630 | 398 | 0 |
| Walker River Justice Court | 531 | 649 | 550 | 522 | 432 | 396 | 681 | 579 | 671 | 469 | 230 | 0 |
| Fourth Judicial District | | | | | | | | | | | | |
| Elko County | | | | | | | | | | | | |
| Carlin Justice Court | 39 | 39 | 57 ^c | 64 ^c | 36 | 45 | 61 | 65 | 38 | 44 | 88 | 0 |
| Eastline Justice Court | 61 | 72 | 92 ^c | 65 | 68 | 106 | 108 | 159 | 114 | 71 | 117 | 0 |
| Elko Justice Court | 1,483 | 1,362 | 1,430 | 1,210 | 1,250 | 492 | 1,136 | 1,153 | 571 | 960 | 3,264 | 0 |
| Wells Justice Court | 81 | 81 | 87 | 91 | 42 | 93 | 62 | 70 | 66 | 77 | 34 | 0 |
| Fifth Judicial District | | | | | | | | | | | | |
| Esmeralda County | | | | | | | | | | | | |
| Esmeralda Justice Court | 27 | 29 | 38 ^c | 48 ^c | 28 | 4 | 26 | 24 | 43 ^c | 18 | 13 | 0 |
| Nye County | | | | | | | | | | | | |
| Beatty Justice Court | 69 | 101 | 125 ^c | 82 | 109 | 142 | 45 | 31 | 24 | 74 ^c | 51 | 0 |
| Pahrump Justice Court | 1,222 | 1,137 | 1,720 ^c | 1,193 | 1,819 | 7 | 1,148 | 1,522 | 893 | 1,369 | 830 | 0 |
| Tonopah Justice Court | 157 | 135 | 154 | 133 | 100 | 91 | 95 | 116 | 88 | 95 | 39 | 0 |
| Sixth Judicial District | | | | | | | | | | | | |
| Humboldt County | | | | | | | | | | | | |
| Union Justice Court | 700 | 743 | 617 | 837 | 1,115 | 322 | 464 | 493 | 394 | 405 | 1,314 | 0 |
| Seventh Judicial District | | | | | | | | | | | | |
| Eureka County | | | | | | | | | | | | |
| Eureka Justice Court | 73 | 53 | 77 | 64 | 17 | 28 | 32 | 32 | 28 | 23 | 27 | 0 |
| Lincoln County | | | | | | | | | | | | |
| Meadow Valley Justice Court | 55 | 114 | 50 | 58 | 208 | 14 | 32 | 35 | 9 | 6 | 81 | 0 |
| Pahrnanagat Valley Justice Court | 56 | 47 | 38 | 112 ^c | 80 | 7 | 5 | 14 | 5 | 7 | 23 | 0 |
| White Pine County | | | | | | | | | | | | |
| Ely Justice Court | 255 | 246 | 272 | 260 | 131 | 65 | 269 | 256 | 197 | 193 | 665 | 0 |

^a Case statistics include cases that may have been reopened. Pending cases reported by the courts as of June 30, 2025.

^b Carson City is a consolidated municipality and the justice court includes municipal court information. Statistics are reported in the justice court tables only.

^c Includes administrative case closures.

Source: Uniform System for Judicial Records, Nevada AOC, Court Statistics and Analysis Unit.

Table A4. Summary of Justice Court Criminal and Civil Cases, Fiscal Years 2024-25.^a

(See Table A5 for Traffic Statistics.)

| Court (Page 2 of 2) | Criminal (Non-Traffic) Cases | | | | | | Civil Cases | | | | | |
|-----------------------------------|------------------------------|---------------|---------------|------------------|-------------------|---------------------|----------------|----------------|----------------|----------------|--------------------|---------------------|
| | Filed | | Disposed | | Pending | | Filed | | Disposed | | Pending | |
| | FY 2024 | FY 2025 | FY 2024 | FY 2025 | FY 2025 Active | FY 2025 Inactive | FY 2024 | FY 2025 | FY 2024 | FY 2025 | FY 2025 Active | FY 2025 Inactive |
| Eighth Judicial District | | | | | | | | | | | | |
| Clark County | | | | | | | | | | | | |
| Boulder Justice Court | 122 | 122 | 131 | 121 | 20 ^d | - ^f | 333 | 291 | 283 | 268 | 134 ^d | - ^f |
| Bunkerville Justice Court | 19 | 22 | 20 | 22 | 0 ^d | - ^f | 15 | 8 | 13 | 8 | 4 ^d | - ^f |
| Goodsprings Justice Court | 319 | 361 | 332 | 378 | 0 ^d | - ^f | 52 | 41 | 36 | 37 | 49 ^d | - ^f |
| Henderson Justice Court | 1,924 | 1,514 | 2,235 | 1,746 | 0 ^d | - ^f | 12,585 | 13,487 | 10,519 | 10,168 | 5,560 ^d | - ^f |
| Las Vegas Justice Court | 45,703 | 62,324 | 45,660 | 54,128 | 83,507 | 102,147 | 99,259 | 98,639 | 97,939 | 95,760 | 45,969 | 8 |
| Laughlin Justice Court | 347 | 331 | 426 | 455 ^c | 0 ^d | - ^f | 334 | 328 | 300 | 289 | 84 ^d | - ^f |
| Mesquite Justice Court | 160 | 105 | 174 | 115 | 0 ^d | - ^f | 325 | 321 | 294 | 248 | 119 ^d | - ^f |
| Moapa Justice Court | 126 | 63 | 84 | 66 | 4 ^d | - ^f | 13 | 7 | 22 | 7 | 0 ^d | - ^f |
| Moapa Valley Justice Court | 129 | 123 | 120 | 135 | 0 ^d | - ^f | 51 | 50 | 44 | 42 | 55 ^d | - ^f |
| North Las Vegas Justice Court | 2,572 | 2,020 | 2,633 | 2,290 | 0 ^d | - ^f | 11,761 | 13,402 | 13,188 | 13,625 | 1,766 ^d | - ^f |
| Searchlight Justice Court | 76 | 84 | 86 | 63 | 2 ^d | - ^f | 8 | 11 | 8 | 9 | 12 ^d | - ^f |
| Ninth Judicial District | | | | | | | | | | | | |
| Douglas County | | | | | | | | | | | | |
| East Fork Justice Court | 949 | 1,040 | 698 | 909 | 290 | 253 | 593 | 749 | 450 | 633 | 373 | 3 |
| Tahoe Justice Court | 446 | 532 | 378 | 463 | 132 | 237 | 76 | 132 | 70 | 121 | 30 | 0 |
| Tenth Judicial District | | | | | | | | | | | | |
| Churchill County | | | | | | | | | | | | |
| New River Justice Court | 620 | 586 | 605 | 607 | 604 | 385 | 884 | 1,002 | 668 | 920 | 523 | 0 |
| Eleventh Judicial District | | | | | | | | | | | | |
| Lander County | | | | | | | | | | | | |
| Argenta Justice Court | 145 | 91 | 165 | 120 ^c | 58 | 42 | 130 | 138 | 127 | 110 | 180 | 0 |
| Austin Justice Court | 5 | 4 | 2 | 3 | 27 | 0 | 16 | 12 | 11 | 4 | 24 | 0 |
| Mineral County | | | | | | | | | | | | |
| Hawthorne Justice Court | 292 | 234 | 151 | 200 | 2,143 | 476 | 140 | 92 | 39 | 61 | 590 | 0 |
| Pershing County | | | | | | | | | | | | |
| Lake Justice Court | 208 | 222 | 237 | 244 | 423 | 166 | 146 | 146 | 160 | 136 | 218 | 0 |
| Total | 69,786 | 85,457 | 70,865 | 77,312 | 96,876 | 113,926 | 151,107 | 155,252 | 145,242 | 144,980 | 85,646 | 12 |

^a Case statistics include cases that may have been reopened. Pending cases reported by the courts as of June 30, 2025.

^c Includes administrative case closures.

^d Estimated from fiscal years 2021-25 New Filings less dispositions. Reopened cases not included.

^f Statistic not reported by the court.

Source: Uniform System for Judicial Records, Nevada AOC, Court Statistics and Analysis Unit.

Table A5. Summary of Justice Court Traffic, Parking, and Infraction Cases Filed and Disposed, Fiscal Years 2024-25.^a

| Court | Total Cases | | Total Charges | | Total Disposed | |
|--|----------------------|----------------------|----------------------|----------------|--------------------|----------------|
| | FY 2024 | FY 2025 | FY 2024 | FY 2025 | FY 2024 | FY 2025 |
| First Judicial District | | | | | | |
| Carson City | | | | | | |
| Carson City Justice Court ^b | 7,469 | 7,798 | 8,785 | 9,031 | 7,670 | 6,668 |
| Storey County | | | | | | |
| Virginia City Justice Court | 2,470 | 3,573 | 2,857 | 4,514 | 2,705 | 3,279 |
| Second Judicial District | | | | | | |
| Washoe County | | | | | | |
| Incline Village Justice Court | 1,241 | 1,917 | 1,292 | 2,040 | 1,164 | 1,906 |
| Reno Justice Court | 15,776 | 15,302 | 17,758 | 17,320 | 15,354 | 15,330 |
| Sparks Justice Court | 4,144 | 4,748 | 5,152 | 5,666 | 4,301 | 4,647 |
| Wadsworth Justice Court | 2,595 | 2,295 | 2,793 | 2,498 | 2,171 | 2,366 |
| Third Judicial District | | | | | | |
| Lyon County | | | | | | |
| Canal Justice Court | 1,069 | 886 | 1,408 | 1,182 | 1,158 | 966 |
| Dayton Justice Court | 1,856 | 1,900 | 2,279 | 2,303 | 1,880 | 1,947 |
| Walker River Justice Court | 1,587 | 1,474 | 1,920 | 1,848 | 1,694 | 1,503 |
| Fourth Judicial District | | | | | | |
| Elko County | | | | | | |
| Carlin Justice Court | 138 | 61 | 168 | 77 | 184 ^c | 71 |
| Eastline Justice Court | 379 | 546 | 435 | 611 | 348 | 277 |
| Elko Justice Court | 2,572 | 4,938 | 2,562 | 5,478 | 2,390 | 4,351 |
| Wells Justice Court | 2,728 | 2,564 | 2,826 | 2,671 | 3,638 ^c | 2,743 |
| Fifth Judicial District | | | | | | |
| Esmeralda County | | | | | | |
| Esmeralda Justice Court | 1,518 | 2,238 | 1,612 | 2,329 | 1,511 | 2,082 |
| Nye County | | | | | | |
| Beatty Justice Court | 1,617 | 1,597 | 1,713 | 1,699 | 1,387 | 1,727 |
| Pahrump Justice Court | 5,066 | 4,989 | 5,425 | 5,647 | 4,851 | 4,765 |
| Tonopah Justice Court | 1,387 | 1,943 | 1,627 | 2,180 | 1,655 | 1,847 |
| Sixth Judicial District | | | | | | |
| Humboldt County | | | | | | |
| Union Justice Court | 3,129 | 2,927 | 3,318 | 3,190 | 3,087 | 3,041 |
| Seventh Judicial District | | | | | | |
| Eureka County | | | | | | |
| Eureka Justice Court | 617 | 611 | 685 | 672 | 659 | 565 |
| Lincoln County | | | | | | |
| Meadow Valley Justice Court | 436 | 877 | 458 | 912 | 363 | 776 |
| Pahrnagat Valley Justice Court | 1,608 | 3,416 | 1,668 | 3,503 | 1,556 | 3,797 |
| White Pine County | | | | | | |
| Ely Justice Court | 979 | 1,271 | 1,029 | 1,343 | 905 | 1,243 |
| Eighth Judicial District | | | | | | |
| Clark County | | | | | | |
| Boulder Justice Court | 748 | 847 | 855 | 920 | 778 | 875 |
| Bunkerville Justice Court | 761 | 1,319 | 801 | 1,367 | 687 | 1,198 |
| Goodsprings Justice Court | 8,310 | 8,091 | 9,138 | 8,838 | 8,286 | 8,767 |
| Henderson Justice Court | 2,405 | 2,701 | 2,807 | 3,053 | 2,426 | 2,647 |
| Las Vegas Justice Court | 119,972 ^d | 130,922 ^d | 124,965 ^f | 157,513 | 104,979 | 97,796 |
| Laughlin Justice Court | 2,829 | 2,364 | 3,155 | 2,642 | 2,820 | 2,405 |
| Mesquite Justice Court | 8 | 10 | 10 | 20 | 6 | 11 |
| Moapa Justice Court | 1,656 | 3,196 | 1,818 | 3,356 | 1,369 | 2,735 |
| Moapa Valley Justice Court | 1,071 | 1,231 | 1,173 | 1,354 | 956 | 1,202 |
| North Las Vegas Justice Court | 544 | 633 | 900 | 1,071 | 186 | 814 |
| Searchlight Justice Court | 2,955 | 3,676 | 3,157 | 3,860 | 2,483 | 3,293 |
| Ninth Judicial District | | | | | | |
| Douglas County | | | | | | |
| East Fork Justice Court | 3,338 | 3,101 | 3,777 | 3,583 | 3,317 | 3,119 |
| Tahoe Justice Court | 2,010 | 1,863 | 2,225 | 2,082 | 1,783 | 1,874 |
| Tenth Judicial District | | | | | | |
| Churchill County | | | | | | |
| New River Justice Court | 1,605 | 1,393 | 2,017 | 1,802 | 2,110 ^c | 1,346 |
| Eleventh Judicial District | | | | | | |
| Lander County | | | | | | |
| Argenta Justice Court | 1,219 | 1,145 | 1,264 | 1,178 | 1,118 | 1,174 |
| Austin Justice Court | 427 | 372 | 460 | 409 | 456 | 296 |
| Mineral County | | | | | | |
| Hawthorne Justice Court | 1,556 | 1,698 | 1,839 | 1,939 | 1,251 | 1,629 |
| Pershing County | | | | | | |
| Lake Justice Court | 357 | 192 | 407 | 224 | 433 | 206 |
| Total | 212,152 | 232,625 | 228,538 | 271,925 | 196,075 | 197,284 |

^a Table contains adult traffic and parking statistics. Information may include cases that may have been reopened or juvenile traffic statistics (see table B9).

^b Carson City is a consolidated municipality and the justice court includes municipal court information. Statistics are reported in the Justice Court tables only.

^c Includes administrative case closures.

^d Reopened (cases) not reported or under-reported.

^f Charges were under-reported. New Filings were included to normalize count.

Source: Uniform System for Judicial Records, Nevada AOC, Court Statistics and Analysis Unit.

Table A6. Summary of Municipal Court Criminal and Civil Cases, Fiscal Years 2024-25.^a
(See Table A7 for Traffic Statistics.)

| Court | Criminal (Non-Traffic) Cases | | | | | | Civil Cases | | | | | |
|----------------------------------|------------------------------|---------------------|---------------|---------------|------------------|------------------|------------------|------------------|------------------|------------|----------------|------------------|
| | Filed | | Disposed | | Pending | | Filed | | Disposed | | Pending | |
| | FY 2024 | FY 2025 | FY 2024 | FY 2025 | FY 2025 Active | FY 2025 Inactive | FY 2024 | FY 2025 | FY 2024 | FY 2025 | FY 2025 Active | FY 2025 Inactive |
| First Judicial District | | | | | | | | | | | | |
| Carson City Municipal Court | (b) | (b) | (b) | (b) | (b) | (b) | (b) | (b) | (b) | (b) | (b) | (b) |
| Second Judicial District | | | | | | | | | | | | |
| Reno Municipal Court | 6,033 | 7,491 | 5,444 | 6,725 | 2,809 | 3,828 | 64 | 52 | 54 | 55 | 17 | 0 |
| Sparks Municipal Court | 1,907 | 2,070 | 1,711 | 2,225 | 488 | 1,665 | 5 | 11 | 5 | 6 | 9 | 0 |
| Third Judicial District | | | | | | | | | | | | |
| Fernley Municipal Court | 280 | 309 | 199 | 362 | 230 | 198 | 0 | 0 | 0 | 0 | 6 | 0 |
| Yerington Municipal Court | 74 | 64 | 81 | 32 | 32 | 1 | 0 | 0 | 0 | 0 | 0 | 0 |
| Fourth Judicial District | | | | | | | | | | | | |
| Carlin Municipal Court | 90 | 43 | 64 | 50 | 25 | 19 | 0 | 0 | 0 | 0 | 0 | 0 |
| Elko Municipal Court | 170 | 159 | 167 | 157 | 240 | 126 | 2 | 1 | 2 | 1 | 1 | 0 |
| Wells Municipal Court | 2 | 0 | 5 | 1 | 0 | 5 | 0 | 0 | 0 | 0 | 0 | 0 |
| West Wendover Municipal Court | 90 | 85 | 86 | 72 | 68 | 132 | 1 | 0 | 1 | 0 | 0 | 0 |
| Seventh Judicial District | | | | | | | | | | | | |
| Caliente Municipal Court | 8 | 6 | 11 | 3 | 5 ^c | - ^d | 0 | 0 | 0 | 0 | 0 ^c | - ^d |
| Ely Municipal Court | 127 | 107 | 133 | 114 | 0 ^c | - ^d | 0 | 0 | 0 | 0 | 0 ^c | - ^d |
| Eighth Judicial District | | | | | | | | | | | | |
| Boulder Municipal Court | 486 | 629 | 430 | 516 | 359 | 257 | 8 | 5 | 6 | 4 | 26 | 0 |
| Henderson Municipal Court | 6,328 | 6,435 | 6,002 | 6,573 | 195 ^f | 3,181 | 94 | 84 | 131 ^g | 97 | 0 ^c | - ^d |
| Las Vegas Municipal Court | 16,795 | 22,075 ^j | 14,327 | 12,872 | 16,966 | 18,038 | 148 ^h | 466 ^h | 166 | 467 | 28 | - ^d |
| Mesquite Municipal Court | 602 | 417 | 546 | 499 | 118 | 1,196 | 4 | 7 | 4 | 7 | 0 | 0 |
| North Las Vegas Municipal Court | 6,011 | 6,144 | 6,327 | 5,002 | 1,549 | 2,157 | 105 | 32 | 105 | 25 | 0 ^c | - ^d |
| Tenth Judicial District | | | | | | | | | | | | |
| Fallon Municipal Court | 281 | 303 | 233 | 301 | 348 | 2 | 1 | 1 | 0 | 0 | 9 | 0 |
| Total | 39,284 | 46,337 | 35,766 | 35,504 | 23,432 | 30,805 | 432 | 659 | 474 | 662 | 96 | 0 |

^a Case statistics include cases that may have been reopened. Pending cases reported by the courts as of June 30, 2025.

^b Carson City is a consolidated municipality and its statistics are reported in the justice court tables.

^c Reopened (cases) under-reported.

^d Estimated from fiscal years 2021-25 New Filings less dispositions. Reopened cases not included.

^f Statistic not reported by the court.

^g Pending cases does not include Reopened cases.

^h Includes administrative case closures.

^j Civil Case Statistics are under-reported and only reflect petitions to seal records.

Source: Uniform System for Judicial Records, Nevada AOC, Court Statistics and Analysis Unit.

**Table A7. Summary of Municipal Court Traffic, Parking, and Infraction Cases Filed and Disposed,
Fiscal Years 2024-25.^a**

| Court | Total Cases | | Total Charges | | Total Disposed | |
|----------------------------------|---------------|---------------------|--------------------|----------------|------------------|----------------|
| | FY 2024 | FY 2025 | FY 2024 | FY 2025 | FY 2024 | FY 2025 |
| First Judicial District | | | | | | |
| Carson City Municipal Court | (b) | (b) | (b) | (b) | (b) | (b) |
| Second Judicial District | | | | | | |
| Reno Municipal Court | 11,951 | 11,501 | 13,858 | 13,146 | 11,891 | 11,183 |
| Sparks Municipal Court | 4,067 | 5,359 | 5,528 | 6,879 | 3,925 | 5,217 |
| Third Judicial District | | | | | | |
| Fernley Municipal Court | 1,341 | 1,762 | 1,775 | 2,222 | 1,164 | 1,838 |
| Yerington Municipal Court | 256 | 617 | 310 | 791 | 226 | 130 |
| Fourth Judicial District | | | | | | |
| Carlin Municipal Court | 128 | 135 | 139 | 152 | 153 | 103 |
| Elko Municipal Court | 1,055 | 1,636 | 1,048 ^c | 1,661 | 950 | 1,473 |
| Wells Municipal Court | 184 | 232 | 186 | 234 | 219 | 226 |
| West Wendover Municipal Court | 415 | 581 | 551 | 588 | 555 ^d | 372 |
| Seventh Judicial District | | | | | | |
| Caliente Municipal Court | 0 | 0 | 0 | 0 | 0 | 0 |
| Ely Municipal Court | 367 | 219 | 421 | 256 | 345 | 192 |
| Eighth Judicial District | | | | | | |
| Boulder Municipal Court | 1,300 | 1,853 | 1,925 | 2,474 | 945 | 2,016 |
| Henderson Municipal Court | 12,652 | 12,503 | 15,261 | 15,411 | 13,336 | 13,879 |
| Las Vegas Municipal Court | 39,026 | 53,095 ^f | 49,400 | 65,913 | 34,187 | 55,212 |
| Mesquite Municipal Court | 1,357 | 1,933 | 1,604 | 2,127 | 1,175 | 2,796 |
| North Las Vegas Municipal Court | 20,813 | 19,277 | 27,510 | 26,754 | 19,601 | 18,171 |
| Tenth Judicial District | | | | | | |
| Fallon Municipal Court | 260 | 217 | 354 | 283 | 291 | 223 |
| Total | 95,172 | 110,920 | 119,870 | 138,891 | 88,963 | 113,031 |

^a Table contains adult traffic and parking statistics. Information may include cases that may have been reopened or juvenile traffic statistics (see table B9).

^b Carson City is a consolidated municipality and its statistics are reported in the justice court tables.

^c Charges were under-reported. New Filings were included to normalize count.

^d Includes administrative case closures.

^f Reopened (cases) under-reported.

Source: Uniform System for Judicial Records, Nevada AOC, Court Statistics and Analysis Unit.

Table B1-1. Criminal Caseload Processed by District Courts in Nevada, Fiscal Year 2025.

| District Court, Criminal Caseload, Aggregate (1 of 2) | | | | Felony, Total | Gross Misdemeanor, Total | Appeal from LJ Courts | Totals |
|---|---------------------------------|--------------------------------|--|---------------|--------------------------|-----------------------|--------|
| Totals^a | Nevada District Courts | New Filings (cases) | | 9,968 | 1,752 | 69 | 11,789 |
| | | Reopened (cases) | | 5,309 | 610 | 8 | 5,927 |
| | | Charges | | 18,410 | 2,596 | - | 21,006 |
| | | Grand Total Dispositions | | 14,965 | 2,290 | 89 | 17,344 |
| | | Total Non-Trial Dispositions | | 14,714 | 2,269 | 89 | 17,072 |
| | | Total Bench Trial Dispositions | | 67 | 18 | 0 | 85 |
| | | Total Jury Trial Dispositions | | 184 | 3 | 0 | 187 |
| 1st Judicial District | Carson City District Court | New Filings (cases) | | 247 | 49 | 2 | 298 |
| | | Reopened (cases) | | 51 | 13 | 0 | 64 |
| | | Charges | | 312 | 66 | - | 378 |
| | | Grand Total Dispositions | | 226 | 44 | 0 | 270 |
| | | Total Non-Trial Dispositions | | 225 | 44 | 0 | 269 |
| | | Total Bench Trial Dispositions | | 0 | 0 | 0 | 0 |
| | | Total Jury Trial Dispositions | | 1 | 0 | 0 | 1 |
| | Storey County District Court | New Filings (cases) | | 16 | 7 | 2 | 25 |
| | | Reopened (cases) | | 3 | 1 | 0 | 4 |
| | | Charges | | 18 | 7 | - | 25 |
| | | Grand Total Dispositions | | 4 | 2 | 1 | 7 |
| 2nd Judicial District | Washoe County District Court | Total Non-Trial Dispositions | | 4 | 2 | 1 | 7 |
| | | Total Bench Trial Dispositions | | 0 | 0 | 0 | 0 |
| | | Total Jury Trial Dispositions | | 0 | 0 | 0 | 0 |
| | Washoe County District Court | New Filings (cases) | | 1,813 | 222 | 14 | 2,049 |
| | | Reopened (cases) | | 617 | 36 | 0 | 653 |
| | | Charges | | 3,168 | 372 | - | 3,540 |
| | | Grand Total Dispositions | | 1,966 | 230 | 0 | 2,196 |
| | Washoe County District Court | Total Non-Trial Dispositions | | 1,883 | 228 | 0 | 2,111 |
| | | Total Bench Trial Dispositions | | 2 | 0 | 0 | 2 |
| | | Total Jury Trial Dispositions | | 81 | 2 | 0 | 83 |
| 3rd Judicial District | Lyon County District Court | New Filings (cases) | | 207 | 53 | 1 ^b | 261 |
| | | Reopened (cases) | | 79 | 14 | 1 ^b | 94 |
| | | Charges | | 245 | 69 | - | 314 |
| | | Grand Total Dispositions | | 267 | 62 | 4 ^b | 333 |
| | | Total Non-Trial Dispositions | | 205 | 45 | 4 ^b | 254 |
| | | Total Bench Trial Dispositions | | 59 | 17 | 0 | 76 |
| | | Total Jury Trial Dispositions | | 3 | 0 | 0 | 3 |
| | Lyon County District Court | New Filings (cases) | | 222 | 30 | 7 | 259 |
| | | Reopened (cases) | | 67 | 10 | 0 | 77 |
| | | Charges | | 426 | 53 | - | 479 |
| | | Grand Total Dispositions | | 282 | 45 | 9 | 336 |
| 4th Judicial District | Elko County District Court | Total Non-Trial Dispositions | | 272 | 45 | 9 | 326 |
| | | Total Bench Trial Dispositions | | 0 | 0 | 0 | 0 |
| | | Total Jury Trial Dispositions | | 10 | 0 | 0 | 10 |
| | Elko County District Court | New Filings (cases) | | 5 | 0 | 0 | 5 |
| | | Reopened (cases) | | 0 | 0 | 0 | 0 |
| | | Charges | | 5 | 0 | - | 5 |
| | | Grand Total Dispositions | | 1 | 0 | 0 | 1 |
| | Elko County District Court | Total Non-Trial Dispositions | | 0 | 0 | 0 | 0 |
| | | Total Bench Trial Dispositions | | 0 | 0 | 0 | 0 |
| | | Total Jury Trial Dispositions | | 1 | 0 | 0 | 1 |
| 5th Judicial District | Esmeralda County District Court | New Filings (cases) | | 214 | 18 | 1 | 233 |
| | | Reopened (cases) | | 41 | 2 | 0 | 43 |
| | | Charges | | 517 | 23 | - | 540 |
| | | Grand Total Dispositions | | 182 | 11 | 0 | 193 |
| | | Total Non-Trial Dispositions | | 178 | 11 | 0 | 189 |
| | | Total Bench Trial Dispositions | | 1 | 0 | 0 | 1 |
| | | Total Jury Trial Dispositions | | 3 | 0 | 0 | 3 |
| | Esmeralda County District Court | New Filings (cases) | | 91 | 5 | 6 | 102 |
| | | Reopened (cases) | | 3 | 0 | 0 | 3 |
| | | Charges | | 217 | 5 | - | 222 |
| | | Grand Total Dispositions | | 66 | 2 | 5 | 73 |
| 6th Judicial District | Humboldt County District Court | Total Non-Trial Dispositions | | 64 | 2 | 5 | 71 |
| | | Total Bench Trial Dispositions | | 0 | 0 | 0 | 0 |
| | | Total Jury Trial Dispositions | | 2 | 0 | 0 | 2 |
| | Humboldt County District Court | New Filings (cases) | | 91 | 5 | 6 | 102 |
| | | Reopened (cases) | | 3 | 0 | 0 | 3 |
| | | Charges | | 217 | 5 | - | 222 |
| | | Grand Total Dispositions | | 66 | 2 | 5 | 73 |
| | | Total Non-Trial Dispositions | | 64 | 2 | 5 | 71 |
| | | Total Bench Trial Dispositions | | 0 | 0 | 0 | 0 |
| | | Total Jury Trial Dispositions | | 2 | 0 | 0 | 2 |

^a Totals reflect aggregate information from the Nevada District Courts. Information contained herein may reflect non-standard reporting and is noted by subsequent footnotes.

^b Includes Civil Infraction Appeal cases.

Source: Uniform System for Judicial Records, Nevada AOC, Court Statistics and Analysis Unit.

Table B1-1. Criminal Caseload Processed by District Courts in Nevada, Fiscal Year 2025.

| District Court, Criminal Caseload, Aggregate (2 of 2) | | | | Felony, Total | Gross Misdemeanor, Total | Appeal from LJ Courts | Totals |
|---|-------------------|----------------------------------|--------------------------------|---------------|--------------------------|-----------------------|--------|
| 7th Judicial District | Eureka County | Eureka County District Court | New Filings (cases) | 19 | 0 | 0 | 19 |
| | | | Reopened (cases) | 0 | 0 | 0 | 0 |
| | | | Charges | 23 | 0 | - | 23 |
| | | | Grand Total Dispositions | 24 | 1 | 0 | 25 |
| | | | Total Non-Trial Dispositions | 23 | 1 | 0 | 24 |
| | | | Total Bench Trial Dispositions | 0 | 0 | 0 | 0 |
| | | | Total Jury Trial Dispositions | 1 | 0 | 0 | 1 |
| | Lincoln County | Lincoln County District Court | New Filings (cases) | 51 | 3 | 0 | 54 |
| | | | Reopened (cases) | 10 | 1 | 0 | 11 |
| | | | Charges | 103 | 4 | - | 107 |
| | | | Grand Total Dispositions | 28 | 3 | 0 | 31 |
| | | | Total Non-Trial Dispositions | 27 | 3 | 0 | 30 |
| | | | Total Bench Trial Dispositions | 0 | 0 | 0 | 0 |
| | | | Total Jury Trial Dispositions | 1 | 0 | 0 | 1 |
| | White Pine County | White Pine County District Court | New Filings (cases) | 98 | 2 | 3 | 103 |
| | | | Reopened (cases) | 19 | 2 | 0 | 21 |
| | | | Charges | 390 | 2 | - | 392 |
| | | | Grand Total Dispositions | 97 | 4 | 6 | 107 |
| | | | Total Non-Trial Dispositions | 95 | 4 | 6 | 105 |
| | | | Total Bench Trial Dispositions | 0 | 0 | 0 | 0 |
| | | | Total Jury Trial Dispositions | 2 | 0 | 0 | 2 |
| 8th Judicial District | Clark County | Clark County District Court | New Filings (cases) | 6,585 | 1,294 | 30 | 7,909 |
| | | | Reopened (cases) | 4,157 | 479 | 6 | 4,642 |
| | | | Charges | 12,486 | 1,903 | - | 14,389 |
| | | | Grand Total Dispositions | 11,216 | 1,787 | 54 | 13,057 |
| | | | Total Non-Trial Dispositions | 11,137 | 1,785 | 54 | 12,976 |
| | | | Total Bench Trial Dispositions | 4 | 1 | 0 | 5 |
| | | | Total Jury Trial Dispositions | 75 | 1 | 0 | 76 |
| 9th Judicial District | Douglas County | Douglas County District Court | New Filings (cases) | 203 | 16 | 3 ^b | 222 |
| | | | Reopened (cases) | 132 | 13 | 1 ^b | 146 |
| | | | Charges | 265 | 28 | - | 293 |
| | | | Grand Total Dispositions | 282 | 25 | 5 ^b | 312 |
| | | | Total Non-Trial Dispositions | 281 | 25 | 5 ^b | 311 |
| | | | Total Bench Trial Dispositions | 0 | 0 | 0 | 0 |
| | | | Total Jury Trial Dispositions | 1 | 0 | 0 | 1 |
| 10th Judicial District | Churchill County | Churchill County District Court | New Filings (cases) | 107 | 33 | 0 | 140 |
| | | | Reopened (cases) | 66 | 27 | 0 | 93 |
| | | | Charges | 128 | 37 | - | 165 |
| | | | Grand Total Dispositions | 190 | 50 | 0 | 240 |
| | | | Total Non-Trial Dispositions | 190 | 50 | 0 | 240 |
| | | | Total Bench Trial Dispositions | 0 | 0 | 0 | 0 |
| | | | Total Jury Trial Dispositions | 0 | 0 | 0 | 0 |
| 11th Judicial District | Lander County | Lander County District Court | New Filings (cases) | 15 | 2 | 0 | 17 |
| | | | Reopened (cases) | 6 | 1 | 0 | 7 |
| | | | Charges | 20 | 3 | - | 23 |
| | | | Grand Total Dispositions | 12 | 2 | 1 | 15 |
| | | | Total Non-Trial Dispositions | 11 | 2 | 1 | 14 |
| | | | Total Bench Trial Dispositions | 1 | 0 | 0 | 1 |
| | | | Total Jury Trial Dispositions | 0 | 0 | 0 | 0 |
| | Mineral County | Mineral County District Court | New Filings (cases) | 40 | 10 | 0 | 50 |
| | | | Reopened (cases) | 36 | 8 | 0 | 44 |
| | | | Charges | 43 | 14 | - | 57 |
| | | | Grand Total Dispositions | 73 | 16 | 2 | 91 |
| | | | Total Non-Trial Dispositions | 70 | 16 | 2 | 88 |
| | | | Total Bench Trial Dispositions | 0 | 0 | 0 | 0 |
| | | | Total Jury Trial Dispositions | 3 | 0 | 0 | 3 |
| | Pershing County | Pershing County District Court | New Filings (cases) | 35 | 8 | 0 | 43 |
| Reopened (cases) | | | 22 | 3 | 0 | 25 | |
| Charges | | | 44 | 10 | - | 54 | |
| Grand Total Dispositions | | | 49 | 6 | 2 | 57 | |
| Total Non-Trial Dispositions | | | 49 | 6 | 2 | 57 | |
| Total Bench Trial Dispositions | | | 0 | 0 | 0 | 0 | |
| Total Jury Trial Dispositions | 0 | 0 | 0 | 0 | | | |

^b Includes Civil Infraction Appeal cases.

Source: Uniform System for Judicial Records, Nevada AOC, Court Statistics and Analysis Unit.

Table B1-2. Criminal Caseload Processed by District Courts in Nevada, Fiscal Year 2025.

| District Court, Criminal Caseload, Felony (1 of 3) | | | | Crimes Against Persons, Felony | Domestic Violence, Felony | Older/Vulnerable Persons Abuse, Felony | Child Abuse & Neglect, Felony | Protection Order Violation, Felony | Crimes Against Property, Felony | Drugs, Felony | Weapons, Felony | Public Order, Felony | Motor Vehicle - DUI, Felony | Motor Vehicle - Reckless, Felony | Motor Vehicle - Other, Felony | Other, Felony |
|--|------------------------------|--------------------------------|--|--------------------------------|---------------------------|--|-------------------------------|------------------------------------|---------------------------------|---------------|-----------------|----------------------|-----------------------------|----------------------------------|-------------------------------|---------------|
| Totals^a | Nevada District Courts | New Filings (cases) | | 3,217 | 317 | 33 | 195 | 13 | 3,001 | 1,291 | 906 | 134 | 350 | 146 | 141 | 224 |
| | | Reopened (cases) | | 1,682 | 54 | 27 | 134 | 16 | 1,920 | 565 | 596 | 61 | 38 | 65 | 51 | 100 |
| | | Charges | | 6,320 | 653 | 56 | 547 | 23 | 5,039 | 2,020 | 2,232 | 216 | 391 | 233 | 275 | 405 |
| | | Grand Total Dispositions | | 4,707 | 295 | 65 | 329 | 28 | 5,041 | 1,711 | 1,519 | 181 | 388 | 215 | 171 | 315 |
| | | Total Non-Trial Dispositions | | 4,574 | 286 | 64 | 326 | 28 | 4,999 | 1,684 | 1,510 | 175 | 379 | 214 | 165 | 310 |
| | | Total Bench Trial Dispositions | | 15 | 1 | 1 | 2 | 0 | 20 | 16 | 4 | 0 | 4 | 0 | 1 | 3 |
| | | Total Jury Trial Dispositions | | 118 | 8 | 0 | 1 | 0 | 22 | 11 | 5 | 6 | 5 | 1 | 5 | 2 |
| 1st Judicial District | Carson City District Court | New Filings (cases) | | 43 | 3 | 2 | 9 | 1 | 54 | 89 | 14 | 1 | 19 | 0 | 4 | 8 |
| | | Reopened (cases) | | 16 | 1 | 0 | 0 | 0 | 11 | 17 | 2 | 1 | 2 | 0 | 1 | 0 |
| | | Charges | | 59 | 8 | 2 | 12 | 1 | 60 | 108 | 21 | 6 | 20 | 0 | 4 | 11 |
| | | Grand Total Dispositions | | 35 | 3 | 1 | 6 | 0 | 55 | 82 | 18 | 1 | 15 | 0 | 3 | 7 |
| | | Total Non-Trial Dispositions | | 35 | 3 | 1 | 6 | 0 | 55 | 82 | 18 | 0 | 15 | 0 | 3 | 7 |
| | | Total Bench Trial Dispositions | | 0 | 0 | 0 | 0 | 0 | 0 | 0 | 0 | 0 | 0 | 0 | 0 | 0 |
| | | Total Jury Trial Dispositions | | 0 | 0 | 0 | 0 | 0 | 0 | 0 | 0 | 1 | 0 | 0 | 0 | 0 |
| | Storey County District Court | New Filings (cases) | | 0 | 0 | 0 | 1 | 0 | 8 | 4 | 1 | 0 | 1 | 0 | 1 | 0 |
| | | Reopened (cases) | | 0 | 0 | 0 | 0 | 0 | 2 | 1 | 0 | 0 | 0 | 0 | 0 | 0 |
| | | Charges | | 0 | 0 | 0 | 1 | 0 | 9 | 5 | 1 | 0 | 1 | 0 | 1 | 0 |
| | | Grand Total Dispositions | | 0 | 0 | 0 | 0 | 0 | 2 | 1 | 0 | 0 | 0 | 0 | 0 | 1 |
| | | Total Non-Trial Dispositions | | 0 | 0 | 0 | 0 | 0 | 2 | 1 | 0 | 0 | 0 | 0 | 0 | 1 |
| | | Total Bench Trial Dispositions | | 0 | 0 | 0 | 0 | 0 | 0 | 0 | 0 | 0 | 0 | 0 | 0 | 0 |
| | | Total Jury Trial Dispositions | | 0 | 0 | 0 | 0 | 0 | 0 | 0 | 0 | 0 | 0 | 0 | 0 | 0 |
| 2nd Judicial District | Washoe County District Court | New Filings (cases) | | 469 | 127 | 4 | 21 | 2 | 573 | 284 | 157 | 11 | 61 | 1 | 50 | 53 |
| | | Reopened (cases) | | 113 | 6 | 0 | 10 | 4 | 226 | 128 | 74 | 14 | 13 | 1 | 14 | 14 |
| | | Charges | | 806 | 208 | 9 | 71 | 2 | 903 | 527 | 354 | 42 | 65 | 5 | 85 | 91 |
| | | Grand Total Dispositions | | 485 | 90 | 3 | 26 | 4 | 650 | 329 | 157 | 25 | 83 | 4 | 45 | 65 |
| | | Total Non-Trial Dispositions | | 437 | 84 | 3 | 26 | 4 | 637 | 322 | 156 | 21 | 81 | 4 | 44 | 64 |
| | | Total Bench Trial Dispositions | | 1 | 0 | 0 | 0 | 0 | 1 | 0 | 0 | 0 | 0 | 0 | 0 | 0 |
| | | Total Jury Trial Dispositions | | 47 | 6 | 0 | 0 | 0 | 12 | 7 | 1 | 4 | 2 | 0 | 1 | 1 |
| 3rd Judicial District | Lyon County District Court | New Filings (cases) | | 38 | 1 | 1 | 3 | 1 | 42 | 87 | 11 | 2 | 7 | 1 | 8 | 5 |
| | | Reopened (cases) | | 9 | 0 | 0 | 0 | 4 | 21 | 28 | 7 | 0 | 2 | 0 | 6 | 2 |
| | | Charges | | 43 | 2 | 2 | 3 | 1 | 50 | 96 | 16 | 9 | 7 | 2 | 9 | 5 |
| | | Grand Total Dispositions | | 40 | 2 | 2 | 2 | 4 | 66 | 107 | 17 | 1 | 10 | 3 | 8 | 5 |
| | | Total Non-Trial Dispositions | | 26 | 1 | 1 | 1 | 4 | 48 | 91 | 13 | 1 | 7 | 3 | 7 | 2 |
| | | Total Bench Trial Dispositions | | 12 | 1 | 1 | 1 | 0 | 17 | 16 | 4 | 0 | 3 | 0 | 1 | 3 |
| | | Total Jury Trial Dispositions | | 2 | 0 | 0 | 0 | 0 | 1 | 0 | 0 | 0 | 0 | 0 | 0 | 0 |
| 4th Judicial District | Elko County District Court | New Filings (cases) | | 42 | 9 | 2 | 4 | 1 | 53 | 79 | 10 | 0 | 11 | 2 | 4 | 5 |
| | | Reopened (cases) | | 7 | 2 | 0 | 0 | 0 | 22 | 31 | 4 | 0 | 1 | 0 | 0 | 0 |
| | | Charges | | 84 | 13 | 3 | 12 | 1 | 81 | 131 | 64 | 1 | 14 | 5 | 5 | 12 |
| | | Grand Total Dispositions | | 58 | 10 | 4 | 1 | 1 | 71 | 97 | 10 | 0 | 15 | 2 | 4 | 9 |
| | | Total Non-Trial Dispositions | | 54 | 9 | 4 | 1 | 1 | 68 | 96 | 10 | 0 | 14 | 2 | 4 | 9 |
| | | Total Bench Trial Dispositions | | 0 | 0 | 0 | 0 | 0 | 0 | 0 | 0 | 0 | 0 | 0 | 0 | 0 |
| | | Total Jury Trial Dispositions | | 4 | 1 | 0 | 0 | 0 | 3 | 1 | 0 | 0 | 1 | 0 | 0 | 0 |

^a Totals reflect aggregate information from the Nevada District Courts. Information contained herein may reflect non-standard reporting and is noted by subsequent footnotes.

Source: Uniform System for Judicial Records, Nevada AOC, Court Statistics and Analysis Unit.

Table B1-2. Criminal Caseload Processed by District Courts in Nevada, Fiscal Year 2025.

| District Court, Criminal Caseload, Felony (2 of 3) | | | | Crimes Against Persons, Felony | Domestic Violence, Felony | Older/Vulnerable Persons Abuse, Felony | Child Abuse & Neglect, Felony | Protection Order Violation, Felony | Crimes Against Property, Felony | Drugs, Felony | Weapons, Felony | Public Order, Felony | Motor Vehicle - DUI, Felony | Motor Vehicle - Reckless, Felony | Motor Vehicle - Other, Felony | Other, Felony |
|--|----------------------------------|--------------------------------|--|--------------------------------|---------------------------|--|-------------------------------|------------------------------------|---------------------------------|---------------|-----------------|----------------------|-----------------------------|----------------------------------|-------------------------------|---------------|
| 5th Judicial District | Esmeralda County District Court | New Filings (cases) | | 5 | 0 | 0 | 0 | 0 | 0 | 0 | 0 | 0 | 0 | 0 | 0 | 0 |
| | | Reopened (cases) | | 0 | 0 | 0 | 0 | 0 | 0 | 0 | 0 | 0 | 0 | 0 | 0 | 0 |
| | | Charges | | 5 | 0 | 0 | 0 | 0 | 0 | 0 | 0 | 0 | 0 | 0 | 0 | 0 |
| | | Grand Total Dispositions | | 0 | 0 | 0 | 0 | 0 | 0 | 0 | 0 | 0 | 0 | 0 | 1 | 0 |
| | | Total Non-Trial Dispositions | | 0 | 0 | 0 | 0 | 0 | 0 | 0 | 0 | 0 | 0 | 0 | 0 | 0 |
| | | Total Bench Trial Dispositions | | 0 | 0 | 0 | 0 | 0 | 0 | 0 | 0 | 0 | 0 | 0 | 0 | 0 |
| | | Total Jury Trial Dispositions | | 0 | 0 | 0 | 0 | 0 | 0 | 0 | 0 | 0 | 0 | 0 | 1 | 0 |
| | Nye County District Court | New Filings (cases) | | 67 | 3 | 0 | 6 | 0 | 39 | 41 | 33 | 1 | 1 | 1 | 11 | 11 |
| | | Reopened (cases) | | 5 | 0 | 0 | 1 | 0 | 12 | 13 | 6 | 0 | 1 | 0 | 2 | 1 |
| | | Charges | | 118 | 3 | 0 | 24 | 0 | 69 | 69 | 185 | 1 | 1 | 1 | 21 | 25 |
| | | Grand Total Dispositions | | 45 | 3 | 1 | 5 | 0 | 51 | 37 | 24 | 0 | 4 | 1 | 7 | 4 |
| | | Total Non-Trial Dispositions | | 44 | 3 | 1 | 5 | 0 | 50 | 36 | 23 | 0 | 4 | 1 | 7 | 4 |
| | | Total Bench Trial Dispositions | | 0 | 0 | 0 | 0 | 0 | 1 | 0 | 0 | 0 | 0 | 0 | 0 | 0 |
| | | Total Jury Trial Dispositions | | 1 | 0 | 0 | 0 | 0 | 0 | 1 | 1 | 0 | 0 | 0 | 0 | 0 |
| 6th Judicial District | Humboldt County District Court | New Filings (cases) | | 29 | 0 | 0 | 2 | 0 | 27 | 24 | 3 | 4 | 1 | 0 | 1 | 0 |
| | | Reopened (cases) | | 1 | 0 | 0 | 0 | 0 | 1 | 1 | 0 | 0 | 0 | 0 | 0 | 0 |
| | | Charges | | 85 | 0 | 0 | 2 | 0 | 62 | 54 | 8 | 4 | 1 | 0 | 1 | 0 |
| | | Grand Total Dispositions | | 18 | 0 | 0 | 1 | 0 | 13 | 29 | 0 | 1 | 2 | 0 | 1 | 1 |
| | | Total Non-Trial Dispositions | | 17 | 0 | 0 | 1 | 0 | 12 | 29 | 0 | 1 | 2 | 0 | 1 | 1 |
| | | Total Bench Trial Dispositions | | 0 | 0 | 0 | 0 | 0 | 0 | 0 | 0 | 0 | 0 | 0 | 0 | 0 |
| 7th Judicial District | Eureka County District Court | New Filings (cases) | | 4 | 0 | 0 | 0 | 0 | 0 | 3 | 0 | 0 | 0 | 0 | 2 | 10 |
| | | Reopened (cases) | | 0 | 0 | 0 | 0 | 0 | 0 | 0 | 0 | 0 | 0 | 0 | 0 | 0 |
| | | Charges | | 4 | 0 | 0 | 0 | 0 | 0 | 4 | 0 | 0 | 0 | 0 | 2 | 13 |
| | | Grand Total Dispositions | | 2 | 0 | 0 | 0 | 0 | 3 | 3 | 0 | 0 | 1 | 0 | 4 | 11 |
| | | Total Non-Trial Dispositions | | 2 | 0 | 0 | 0 | 0 | 3 | 3 | 0 | 0 | 1 | 0 | 3 | 11 |
| | | Total Bench Trial Dispositions | | 0 | 0 | 0 | 0 | 0 | 0 | 0 | 0 | 0 | 0 | 0 | 0 | 0 |
| | | Total Jury Trial Dispositions | | 0 | 0 | 0 | 0 | 0 | 0 | 0 | 0 | 0 | 0 | 0 | 1 | 0 |
| | Lincoln County District Court | New Filings (cases) | | 11 | 0 | 0 | 1 | 0 | 12 | 16 | 3 | 1 | 1 | 0 | 0 | 6 |
| | | Reopened (cases) | | 3 | 0 | 0 | 0 | 0 | 2 | 2 | 0 | 0 | 0 | 0 | 0 | 3 |
| | | Charges | | 33 | 0 | 0 | 2 | 0 | 26 | 31 | 3 | 1 | 1 | 0 | 0 | 6 |
| | | Grand Total Dispositions | | 8 | 0 | 0 | 0 | 0 | 7 | 7 | 1 | 0 | 0 | 0 | 0 | 5 |
| | | Total Non-Trial Dispositions | | 8 | 0 | 0 | 0 | 0 | 6 | 7 | 1 | 0 | 0 | 0 | 0 | 5 |
| | | Total Bench Trial Dispositions | | 0 | 0 | 0 | 0 | 0 | 0 | 0 | 0 | 0 | 0 | 0 | 0 | 0 |
| | | Total Jury Trial Dispositions | | 0 | 0 | 0 | 0 | 0 | 1 | 0 | 0 | 0 | 0 | 0 | 0 | 0 |
| | White Pine County District Court | New Filings (cases) | | 44 | 5 | 0 | 8 | 1 | 7 | 21 | 3 | 0 | 4 | 0 | 4 | 1 |
| | | Reopened (cases) | | 2 | 0 | 0 | 0 | 2 | 6 | 6 | 0 | 1 | 0 | 1 | 1 | 0 |
| | | Charges | | 287 | 19 | 0 | 11 | 2 | 22 | 30 | 5 | 0 | 5 | 0 | 6 | 3 |
| | | Grand Total Dispositions | | 26 | 2 | 0 | 3 | 3 | 13 | 34 | 2 | 0 | 3 | 2 | 5 | 4 |
| | | Total Non-Trial Dispositions | | 26 | 2 | 0 | 3 | 3 | 13 | 33 | 1 | 0 | 3 | 2 | 5 | 4 |
| | | Total Bench Trial Dispositions | | 0 | 0 | 0 | 0 | 0 | 0 | 0 | 0 | 0 | 0 | 0 | 0 | 0 |
| | | Total Jury Trial Dispositions | | 0 | 0 | 0 | 0 | 0 | 0 | 1 | 1 | 0 | 0 | 0 | 0 | 0 |

Source: Uniform System for Judicial Records, Nevada AOC, Court Statistics and Analysis Unit.

Table B1-2. Criminal Caseload Processed by District Courts in Nevada, Fiscal Year 2025.

| District Court, Criminal Caseload, Felony (3 of 3) | | | | Crimes Against Persons, Felony | Domestic Violence, Felony | Older/Vulnerable Persons Abuse, Felony | Child Abuse & Neglect, Felony | Protection Order Violation, Felony | Crimes Against Property, Felony | Drugs, Felony | Weapons, Felony | Public Order, Felony | Motor Vehicle - DUI, Felony | Motor Vehicle - Reckless, Felony | Motor Vehicle - Other, Felony | Other, Felony |
|--|------------------|---------------------------------|--------------------------------|--------------------------------|---------------------------|--|-------------------------------|------------------------------------|---------------------------------|---------------|-----------------|----------------------|-----------------------------|----------------------------------|-------------------------------|---------------|
| 8th Judicial District | Clark County | Clark County District Court | New Filings (cases) | 2,393 | 157 | 21 | 135 | 7 | 2,076 | 513 | 657 | 109 | 232 | 129 | 43 | 113 |
| | | | Reopened (cases) | 1,482 | 42 | 27 | 118 | 6 | 1,555 | 257 | 492 | 43 | 15 | 60 | 25 | 35 |
| | | | Charges | 4,711 | 386 | 35 | 398 | 16 | 3,616 | 812 | 1,555 | 142 | 264 | 205 | 125 | 221 |
| | | | Grand Total Dispositions | 3,885 | 177 | 53 | 276 | 16 | 3,942 | 794 | 1,270 | 149 | 241 | 187 | 81 | 145 |
| | | | Total Non-Trial Dispositions | 3,822 | 176 | 53 | 275 | 16 | 3,937 | 793 | 1,268 | 148 | 238 | 187 | 79 | 145 |
| | | | Total Bench Trial Dispositions | 2 | 0 | 0 | 0 | 0 | 1 | 0 | 0 | 0 | 1 | 0 | 0 | 0 |
| | | | Total Jury Trial Dispositions | 61 | 1 | 0 | 1 | 0 | 4 | 1 | 2 | 1 | 2 | 0 | 2 | 0 |
| 9th Judicial District | Douglas County | Douglas County District Court | New Filings (cases) | 29 | 5 | 0 | 2 | 0 | 63 | 71 | 6 | 0 | 11 | 2 | 8 | 6 |
| | | | Reopened (cases) | 23 | 2 | 0 | 3 | 0 | 30 | 48 | 11 | 1 | 4 | 3 | 0 | 7 |
| | | | Charges | 32 | 5 | 1 | 3 | 0 | 85 | 88 | 10 | 4 | 11 | 4 | 10 | 12 |
| | | | Grand Total Dispositions | 43 | 4 | 0 | 5 | 0 | 82 | 102 | 16 | 1 | 9 | 5 | 4 | 11 |
| | | | Total Non-Trial Dispositions | 43 | 4 | 0 | 5 | 0 | 82 | 102 | 16 | 1 | 9 | 5 | 4 | 10 |
| | | | Total Bench Trial Dispositions | 0 | 0 | 0 | 0 | 0 | 0 | 0 | 0 | 0 | 0 | 0 | 0 | 0 |
| | | | Total Jury Trial Dispositions | 0 | 0 | 0 | 0 | 0 | 0 | 0 | 0 | 0 | 0 | 0 | 0 | 1 |
| 10th Judicial District | Churchill County | Churchill County District Court | New Filings (cases) | 18 | 5 | 0 | 2 | 0 | 32 | 26 | 3 | 5 | 1 | 10 | 2 | 3 |
| | | | Reopened (cases) | 12 | 0 | 0 | 0 | 0 | 14 | 6 | 0 | 1 | 0 | 0 | 0 | 33 |
| | | | Charges | 24 | 6 | 0 | 5 | 0 | 38 | 29 | 3 | 6 | 1 | 11 | 2 | 3 |
| | | | Grand Total Dispositions | 33 | 4 | 0 | 1 | 0 | 53 | 37 | 3 | 3 | 5 | 9 | 4 | 38 |
| | | | Total Non-Trial Dispositions | 33 | 4 | 0 | 1 | 0 | 53 | 37 | 3 | 3 | 5 | 9 | 4 | 38 |
| | | | Total Bench Trial Dispositions | 0 | 0 | 0 | 0 | 0 | 0 | 0 | 0 | 0 | 0 | 0 | 0 | 0 |
| | | | Total Jury Trial Dispositions | 0 | 0 | 0 | 0 | 0 | 0 | 0 | 0 | 0 | 0 | 0 | 0 | 0 |
| 11th Judicial District | Lander County | Lander County District Court | New Filings (cases) | 2 | 1 | 0 | 0 | 0 | 0 | 9 | 2 | 0 | 0 | 0 | 1 | 0 |
| | | | Reopened (cases) | 1 | 0 | 0 | 0 | 0 | 1 | 4 | 0 | 0 | 0 | 0 | 0 | 0 |
| | | | Charges | 5 | 2 | 0 | 0 | 0 | 0 | 10 | 2 | 0 | 0 | 0 | 1 | 0 |
| | | | Grand Total Dispositions | 1 | 0 | 0 | 1 | 0 | 5 | 2 | 0 | 0 | 0 | 0 | 3 | 0 |
| | | | Total Non-Trial Dispositions | 1 | 0 | 0 | 0 | 0 | 5 | 2 | 0 | 0 | 0 | 0 | 3 | 0 |
| | | | Total Bench Trial Dispositions | 0 | 0 | 0 | 1 | 0 | 0 | 0 | 0 | 0 | 0 | 0 | 0 | 0 |
| | | | Total Jury Trial Dispositions | 0 | 0 | 0 | 0 | 0 | 0 | 0 | 0 | 0 | 0 | 0 | 0 | 0 |
| | Mineral County | Mineral County District Court | New Filings (cases) | 10 | 1 | 2 | 1 | 0 | 7 | 17 | 1 | 0 | 0 | 0 | 1 | 0 |
| | | | Reopened (cases) | 4 | 1 | 0 | 0 | 0 | 9 | 18 | 0 | 0 | 0 | 0 | 1 | 3 |
| | | | Charges | 10 | 1 | 3 | 1 | 0 | 7 | 18 | 1 | 0 | 0 | 0 | 2 | 0 |
| | | | Grand Total Dispositions | 15 | 0 | 0 | 0 | 0 | 14 | 37 | 1 | 0 | 0 | 2 | 1 | 3 |
| | | | Total Non-Trial Dispositions | 13 | 0 | 0 | 0 | 0 | 14 | 37 | 1 | 0 | 0 | 1 | 1 | 3 |
| | | | Total Bench Trial Dispositions | 0 | 0 | 0 | 0 | 0 | 0 | 0 | 0 | 0 | 0 | 0 | 0 | 0 |
| | | | Total Jury Trial Dispositions | 2 | 0 | 0 | 0 | 0 | 0 | 0 | 0 | 0 | 0 | 1 | 0 | 0 |
| | Pershing County | Pershing County District Court | New Filings (cases) | 13 | 0 | 1 | 0 | 0 | 8 | 7 | 2 | 0 | 0 | 0 | 1 | 3 |
| | | | Reopened (cases) | 4 | 0 | 0 | 2 | 0 | 8 | 5 | 0 | 0 | 0 | 0 | 1 | 2 |
| | | | Charges | 14 | 0 | 1 | 2 | 0 | 11 | 8 | 4 | 0 | 0 | 0 | 1 | 3 |
| | | | Grand Total Dispositions | 13 | 0 | 1 | 2 | 0 | 14 | 13 | 0 | 0 | 0 | 0 | 0 | 6 |
| | | | Total Non-Trial Dispositions | 13 | 0 | 1 | 2 | 0 | 14 | 13 | 0 | 0 | 0 | 0 | 0 | 6 |
| | | | Total Bench Trial Dispositions | 0 | 0 | 0 | 0 | 0 | 0 | 0 | 0 | 0 | 0 | 0 | 0 | 0 |
| | | | Total Jury Trial Dispositions | 0 | 0 | 0 | 0 | 0 | 0 | 0 | 0 | 0 | 0 | 0 | 0 | 0 |

Source: Uniform System for Judicial Records, Nevada AOC, Court Statistics and Analysis Unit.

Table B1-2. Criminal Caseload Processed by District Courts in Nevada, Fiscal Year 2025.

| District Court, Criminal Caseload, Gross Misdemeanor (1 of 3) | | | Crimes Against Persons, Gross Misdemeanor | Domestic Violence, Gross Misdemeanor | Older/Vulnerable Persons Abuse, Gross Misdemeanor | Child Abuse & Neglect, Gross Misdemeanor | Protection Order Violation, Gross Misdemeanor | Crimes Against Property, Gross Misdemeanor | Drugs, Gross Misdemeanor | Weapons, Gross Misdemeanor | Public Order, Gross Misdemeanor | Motor Vehicle - Other, Gross Misdemeanor | Other, Gross Misdemeanor | Criminal Appeal from Limited Jurisdiction Courts |
|--|---------------------------|---------------------------------|--|---|--|---|--|---|-----------------------------|-------------------------------|------------------------------------|---|-----------------------------|---|
| Totals^a | Nevada District Courts | New Filings (cases) | 558 | 4 | 3 | 163 | 19 | 514 | 24 | 173 | 40 | 6 | 248 | 69 |
| | | Reopened (cases) | 135 | 4 | 3 | 85 | 5 | 220 | 4 | 51 | 7 | 5 | 91 | 8 |
| | | Charges | 802 | 32 | 6 | 199 | 21 | 818 | 45 | 303 | 46 | 10 | 314 | - |
| | | Grand Total Dispositions | 626 | 8 | 3 | 286 | 25 | 694 | 40 | 225 | 47 | 12 | 324 | 89 |
| | | Total Non-Trial Dispositions | 622 | 7 | 3 | 285 | 23 | 690 | 38 | 219 | 47 | 12 | 323 | 89 |
| | | Total Bench Trial Dispositions | 2 | 0 | 0 | 1 | 2 | 4 | 2 | 6 | 0 | 0 | 1 | 0 |
| | | Total Jury Trial Dispositions | 2 | 1 | 0 | 0 | 0 | 0 | 0 | 0 | 0 | 0 | 0 | 0 |
| 1st Judicial District | Carson City | New Filings (cases) | 8 | 0 | 3 | 7 | 1 | 12 | 0 | 10 | 1 | 1 | 6 | 2 |
| | | Reopened (cases) | 2 | 0 | 1 | 3 | 0 | 5 | 0 | 0 | 0 | 0 | 2 | 0 |
| | | Charges | 10 | 0 | 3 | 11 | 2 | 15 | 0 | 13 | 2 | 2 | 8 | - |
| | | Grand Total Dispositions | 6 | 0 | 1 | 6 | 1 | 14 | 0 | 5 | 1 | 1 | 9 | 0 |
| | | Total Non-Trial Dispositions | 6 | 0 | 1 | 6 | 1 | 14 | 0 | 5 | 1 | 1 | 9 | 0 |
| | | Total Bench Trial Dispositions | 0 | 0 | 0 | 0 | 0 | 0 | 0 | 0 | 0 | 0 | 0 | 0 |
| | | Total Jury Trial Dispositions | 0 | 0 | 0 | 0 | 0 | 0 | 0 | 0 | 0 | 0 | 0 | 0 |
| | Storey County | New Filings (cases) | 2 | 0 | 0 | 0 | 0 | 3 | 0 | 1 | 0 | 0 | 1 | 2 |
| | | Reopened (cases) | 1 | 0 | 0 | 0 | 0 | 0 | 0 | 0 | 0 | 0 | 0 | 0 |
| | | Charges | 2 | 0 | 0 | 0 | 0 | 3 | 0 | 1 | 0 | 0 | 1 | - |
| | | Grand Total Dispositions | 1 | 0 | 0 | 0 | 0 | 0 | 0 | 1 | 0 | 0 | 0 | 1 |
| | | Total Non-Trial Dispositions | 1 | 0 | 0 | 0 | 0 | 0 | 0 | 1 | 0 | 0 | 0 | 1 |
| | | Total Bench Trial Dispositions | 0 | 0 | 0 | 0 | 0 | 0 | 0 | 0 | 0 | 0 | 0 | 0 |
| | | Total Jury Trial Dispositions | 0 | 0 | 0 | 0 | 0 | 0 | 0 | 0 | 0 | 0 | 0 | 0 |
| 2nd Judicial District | Washoe County | New Filings (cases) | 95 | 4 | 0 | 26 | 5 | 47 | 10 | 15 | 3 | 0 | 17 | 14 |
| | | Reopened (cases) | 15 | 3 | 0 | 1 | 0 | 10 | 0 | 5 | 0 | 0 | 2 | 0 |
| | | Charges | 142 | 11 | 0 | 32 | 5 | 95 | 29 | 25 | 6 | 0 | 27 | - |
| | | Grand Total Dispositions | 89 | 6 | 0 | 31 | 5 | 50 | 20 | 16 | 1 | 0 | 12 | 0 |
| | | Total Non-Trial Dispositions | 87 | 6 | 0 | 31 | 5 | 50 | 20 | 16 | 1 | 0 | 12 | 0 |
| | | Total Bench Trial Dispositions | 0 | 0 | 0 | 0 | 0 | 0 | 0 | 0 | 0 | 0 | 0 | 0 |
| | | Total Jury Trial Dispositions | 2 | 0 | 0 | 0 | 0 | 0 | 0 | 0 | 0 | 0 | 0 | 0 |
| 3rd Judicial District | Lyon County | New Filings (cases) | 21 | 0 | 0 | 7 | 4 | 7 | 6 | 5 | 0 | 0 | 3 | 1^b |
| | | Reopened (cases) | 3 | 0 | 0 | 0 | 0 | 5 | 1 | 4 | 0 | 0 | 1 | 1 ^b |
| | | Charges | 27 | 1 | 2 | 7 | 4 | 7 | 6 | 8 | 0 | 2 | 5 | - |
| | | Grand Total Dispositions | 17 | 0 | 0 | 6 | 3 | 13 | 7 | 13 | 0 | 1 | 2 | 4 ^b |
| | | Total Non-Trial Dispositions | 15 | 0 | 0 | 5 | 1 | 10 | 5 | 7 | 0 | 1 | 1 | 4 ^b |
| | | Total Bench Trial Dispositions | 2 | 0 | 0 | 1 | 2 | 3 | 2 | 6 | 0 | 0 | 1 | 0 |
| | | Total Jury Trial Dispositions | 0 | 0 | 0 | 0 | 0 | 0 | 0 | 0 | 0 | 0 | 0 | 0 |
| 4th Judicial District | Elko County | New Filings (cases) | 5 | 0 | 0 | 1 | 2 | 13 | 1 | 5 | 0 | 0 | 3 | 7 |
| | | Reopened (cases) | 6 | 0 | 1 | 0 | 0 | 3 | 0 | 0 | 0 | 0 | 0 | 0 |
| | | Charges | 8 | 1 | 0 | 6 | 2 | 23 | 1 | 7 | 0 | 0 | 5 | - |
| | | Grand Total Dispositions | 11 | 0 | 1 | 0 | 1 | 21 | 0 | 8 | 1 | 0 | 2 | 9 |
| | | Total Non-Trial Dispositions | 11 | 0 | 1 | 0 | 1 | 21 | 0 | 8 | 1 | 0 | 2 | 9 |
| | | Total Bench Trial Dispositions | 0 | 0 | 0 | 0 | 0 | 0 | 0 | 0 | 0 | 0 | 0 | 0 |
| | | Total Jury Trial Dispositions | 0 | 0 | 0 | 0 | 0 | 0 | 0 | 0 | 0 | 0 | 0 | 0 |

^a Totals reflect aggregate information from the Nevada District Courts. Information contained herein may reflect non-standard reporting and is noted by subsequent footnotes.^b Includes Civil Infraction Appeal cases.

Source: Uniform System for Judicial Records, Nevada AOC, Court Statistics and Analysis Unit.

Table B1-2. Criminal Caseload Processed by District Courts in Nevada, Fiscal Year 2025.

| District Court, Criminal Caseload, Gross Misdemeanor (2 of 3) | | | | Crimes Against Persons, Gross Misdemeanor | Domestic Violence, Gross Misdemeanor | Older/Vulnerable Persons Abuse, Gross Misdemeanor | Child Abuse & Neglect, Gross Misdemeanor | Protection Order Violation, Gross Misdemeanor | Crimes Against Property, Gross Misdemeanor | Drugs, Gross Misdemeanor | Weapons, Gross Misdemeanor | Public Order, Gross Misdemeanor | Motor Vehicle - Other, Gross Misdemeanor | Other, Gross Misdemeanor | Criminal Appeal from Limited Jurisdiction Courts |
|--|-------------------------------------|--------------------------------|----|--|---|--|---|--|---|-----------------------------|-------------------------------|------------------------------------|---|-----------------------------|---|
| 5th Judicial District | Esmeralda County District Court | New Filings (cases) | 0 | 0 | 0 | 0 | 0 | 0 | 0 | 0 | 0 | 0 | 0 | 0 | 0 |
| | | Reopened (cases) | 0 | 0 | 0 | 0 | 0 | 0 | 0 | 0 | 0 | 0 | 0 | 0 | 0 |
| | | Charges | 0 | 0 | 0 | 0 | 0 | 0 | 0 | 0 | 0 | 0 | 0 | 0 | - |
| | | Grand Total Dispositions | 0 | 0 | 0 | 0 | 0 | 0 | 0 | 0 | 0 | 0 | 0 | 0 | 0 |
| | | Total Non-Trial Dispositions | 0 | 0 | 0 | 0 | 0 | 0 | 0 | 0 | 0 | 0 | 0 | 0 | 0 |
| | | Total Bench Trial Dispositions | 0 | 0 | 0 | 0 | 0 | 0 | 0 | 0 | 0 | 0 | 0 | 0 | 0 |
| | | Total Jury Trial Dispositions | 0 | 0 | 0 | 0 | 0 | 0 | 0 | 0 | 0 | 0 | 0 | 0 | 0 |
| | Nye County District Court | New Filings (cases) | 8 | 0 | 0 | 2 | 2 | 3 | 0 | 0 | 3 | 0 | 0 | 0 | 1 |
| | | Reopened (cases) | 0 | 0 | 0 | 0 | 0 | 1 | 0 | 1 | 0 | 0 | 0 | 0 | 0 |
| | | Charges | 10 | 0 | 0 | 5 | 2 | 3 | 0 | 0 | 3 | 0 | 0 | 0 | - |
| | | Grand Total Dispositions | 0 | 0 | 0 | 3 | 2 | 2 | 0 | 1 | 1 | 0 | 2 | 0 | 0 |
| | | Total Non-Trial Dispositions | 0 | 0 | 0 | 3 | 2 | 2 | 0 | 1 | 1 | 0 | 2 | 0 | 0 |
| | | Total Bench Trial Dispositions | 0 | 0 | 0 | 0 | 0 | 0 | 0 | 0 | 0 | 0 | 0 | 0 | 0 |
| | | Total Jury Trial Dispositions | 0 | 0 | 0 | 0 | 0 | 0 | 0 | 0 | 0 | 0 | 0 | 0 | 0 |
| 6th Judicial District | Humboldt County District Court | New Filings (cases) | 2 | 0 | 0 | 1 | 0 | 1 | 0 | 0 | 1 | 0 | 0 | 0 | 6 |
| | | Reopened (cases) | 0 | 0 | 0 | 0 | 0 | 0 | 0 | 0 | 0 | 0 | 0 | 0 | 0 |
| | | Charges | 2 | 0 | 0 | 1 | 0 | 1 | 0 | 0 | 1 | 0 | 0 | 0 | - |
| | | Grand Total Dispositions | 2 | 0 | 0 | 0 | 0 | 0 | 0 | 0 | 0 | 0 | 0 | 0 | 5 |
| | | Total Non-Trial Dispositions | 2 | 0 | 0 | 0 | 0 | 0 | 0 | 0 | 0 | 0 | 0 | 0 | 5 |
| | | Total Bench Trial Dispositions | 0 | 0 | 0 | 0 | 0 | 0 | 0 | 0 | 0 | 0 | 0 | 0 | 0 |
| 7th Judicial District | Eureka County District Court | New Filings (cases) | 0 | 0 | 0 | 0 | 0 | 0 | 0 | 0 | 0 | 0 | 0 | 0 | 0 |
| | | Reopened (cases) | 0 | 0 | 0 | 0 | 0 | 0 | 0 | 0 | 0 | 0 | 0 | 0 | 0 |
| | | Charges | 0 | 0 | 0 | 0 | 0 | 0 | 0 | 0 | 0 | 0 | 0 | 0 | - |
| | | Grand Total Dispositions | 0 | 0 | 0 | 1 | 0 | 0 | 0 | 0 | 0 | 0 | 0 | 0 | 0 |
| | | Total Non-Trial Dispositions | 0 | 0 | 0 | 1 | 0 | 0 | 0 | 0 | 0 | 0 | 0 | 0 | 0 |
| | | Total Bench Trial Dispositions | 0 | 0 | 0 | 0 | 0 | 0 | 0 | 0 | 0 | 0 | 0 | 0 | 0 |
| | | Total Jury Trial Dispositions | 0 | 0 | 0 | 0 | 0 | 0 | 0 | 0 | 0 | 0 | 0 | 0 | 0 |
| | Lincoln County District Court | New Filings (cases) | 1 | 0 | 0 | 1 | 0 | 1 | 0 | 0 | 0 | 0 | 0 | 0 | 0 |
| | | Reopened (cases) | 1 | 0 | 0 | 0 | 0 | 0 | 0 | 0 | 0 | 0 | 0 | 0 | 0 |
| | | Charges | 2 | 0 | 0 | 1 | 0 | 1 | 0 | 0 | 0 | 0 | 0 | 0 | - |
| | | Grand Total Dispositions | 2 | 0 | 0 | 1 | 0 | 0 | 0 | 0 | 0 | 0 | 0 | 0 | 0 |
| | | Total Non-Trial Dispositions | 2 | 0 | 0 | 1 | 0 | 0 | 0 | 0 | 0 | 0 | 0 | 0 | 0 |
| | | Total Bench Trial Dispositions | 0 | 0 | 0 | 0 | 0 | 0 | 0 | 0 | 0 | 0 | 0 | 0 | 0 |
| | | Total Jury Trial Dispositions | 0 | 0 | 0 | 0 | 0 | 0 | 0 | 0 | 0 | 0 | 0 | 0 | 0 |
| | White Pine County District Court | New Filings (cases) | 2 | 0 | 0 | 0 | 0 | 0 | 0 | 0 | 0 | 0 | 0 | 0 | 3 |
| | | Reopened (cases) | 0 | 0 | 0 | 0 | 1 | 1 | 0 | 0 | 0 | 0 | 0 | 0 | 0 |
| | | Charges | 2 | 0 | 0 | 0 | 0 | 0 | 0 | 0 | 0 | 0 | 0 | 0 | - |
| | | Grand Total Dispositions | 1 | 0 | 0 | 0 | 1 | 1 | 1 | 1 | 0 | 0 | 0 | 0 | 6 |
| | | Total Non-Trial Dispositions | 1 | 0 | 0 | 0 | 1 | 1 | 1 | 1 | 0 | 0 | 0 | 0 | 6 |
| | | Total Bench Trial Dispositions | 0 | 0 | 0 | 0 | 0 | 0 | 0 | 0 | 0 | 0 | 0 | 0 | 0 |
| | | Total Jury Trial Dispositions | 0 | 0 | 0 | 0 | 0 | 0 | 0 | 0 | 0 | 0 | 0 | 0 | 0 |

Source: Uniform System for Judicial Records, Nevada AOC, Court Statistics and Analysis Unit.

Table B1-2. Criminal Caseload Processed by District Courts in Nevada, Fiscal Year 2025.

| District Court, Criminal Caseload, Gross Misdemeanor (3 of 3) | | | | Crimes Against Persons, Gross Misdemeanor | Domestic Violence, Gross Misdemeanor | Older/Vulnerable Persons Abuse, Gross Misdemeanor | Child Abuse & Neglect, Gross Misdemeanor | Protection Order Violation, Gross Misdemeanor | Crimes Against Property, Gross Misdemeanor | Drugs, Gross Misdemeanor | Weapons, Gross Misdemeanor | Public Order, Gross Misdemeanor | Motor Vehicle - Other, Gross Misdemeanor | Other, Gross Misdemeanor | Criminal Appeal from Limited Jurisdiction Courts |
|--|------------------|------------------------------------|--------------------------------|--|---|--|---|--|---|-----------------------------|-------------------------------|------------------------------------|---|-----------------------------|---|
| 8th Judicial District | Clark County | Clark County District Court | New Filings (cases) | 389 | 0 | 0 | 110 | 5 | 413 | 4 | 130 | 32 | 4 | 207 | 30 |
| | | | Reopened (cases) | 97 | 0 | 0 | 68 | 4 | 182 | 1 | 41 | 7 | 5 | 74 | 6 |
| | | | Charges | 564 | 18 | 1 | 126 | 6 | 649 | 4 | 242 | 34 | 5 | 254 | - |
| | | | Grand Total Dispositions | 472 | 2 | 0 | 219 | 11 | 569 | 6 | 177 | 42 | 10 | 279 | 54 |
| | | | Total Non-Trial Dispositions | 472 | 1 | 0 | 219 | 11 | 568 | 6 | 177 | 42 | 10 | 279 | 54 |
| | | | Total Bench Trial Dispositions | 0 | 0 | 0 | 0 | 0 | 1 | 0 | 0 | 0 | 0 | 0 | 0 |
| | | | Total Jury Trial Dispositions | 0 | 1 | 0 | 0 | 0 | 0 | 0 | 0 | 0 | 0 | 0 | 0 |
| 9th Judicial District | Douglas County | Douglas County District Court | New Filings (cases) | 6 | 0 | 0 | 2 | 0 | 1 | 0 | 2 | 0 | 1 | 4 | 3 ^b |
| | | | Reopened (cases) | 1 | 0 | 0 | 5 | 0 | 5 | 0 | 0 | 0 | 0 | 2 | 1 ^b |
| | | | Charges | 8 | 1 | 0 | 4 | 0 | 7 | 1 | 2 | 0 | 1 | 4 | - |
| | | | Grand Total Dispositions | 6 | 0 | 0 | 6 | 1 | 6 | 0 | 0 | 0 | 0 | 6 | 5 ^b |
| | | | Total Non-Trial Dispositions | 6 | 0 | 0 | 6 | 1 | 6 | 0 | 0 | 0 | 0 | 6 | 5 ^b |
| | | | Total Bench Trial Dispositions | 0 | 0 | 0 | 0 | 0 | 0 | 0 | 0 | 0 | 0 | 0 | 0 |
| | | | Total Jury Trial Dispositions | 0 | 0 | 0 | 0 | 0 | 0 | 0 | 0 | 0 | 0 | 0 | 0 |
| 10th Judicial District | Churchill County | Churchill County District Court | New Filings (cases) | 12 | 0 | 0 | 4 | 0 | 9 | 1 | 3 | 0 | 0 | 4 | 0 |
| | | | Reopened (cases) | 4 | 1 | 0 | 8 | 0 | 6 | 1 | 0 | 0 | 0 | 7 | 0 |
| | | | Charges | 14 | 0 | 0 | 4 | 0 | 9 | 1 | 3 | 0 | 0 | 6 | - |
| | | | Grand Total Dispositions | 11 | 0 | 0 | 11 | 0 | 13 | 4 | 2 | 1 | 0 | 8 | 0 |
| | | | Total Non-Trial Dispositions | 11 | 0 | 0 | 11 | 0 | 13 | 4 | 2 | 1 | 0 | 8 | 0 |
| | | | Total Bench Trial Dispositions | 0 | 0 | 0 | 0 | 0 | 0 | 0 | 0 | 0 | 0 | 0 | 0 |
| | | | Total Jury Trial Dispositions | 0 | 0 | 0 | 0 | 0 | 0 | 0 | 0 | 0 | 0 | 0 | 0 |
| 11th Judicial District | Lander County | Lander County District Court | New Filings (cases) | 0 | 0 | 0 | 0 | 0 | 1 | 1 | 0 | 0 | 0 | 0 | 0 |
| | | | Reopened (cases) | 1 | 0 | 0 | 0 | 0 | 0 | 0 | 0 | 0 | 0 | 0 | 0 |
| | | | Charges | 1 | 0 | 0 | 0 | 0 | 1 | 1 | 0 | 0 | 0 | 0 | - |
| | | | Grand Total Dispositions | 1 | 0 | 0 | 0 | 0 | 1 | 0 | 0 | 0 | 0 | 0 | 1 |
| | | | Total Non-Trial Dispositions | 1 | 0 | 0 | 0 | 0 | 1 | 0 | 0 | 0 | 0 | 0 | 1 |
| | | | Total Bench Trial Dispositions | 0 | 0 | 0 | 0 | 0 | 0 | 0 | 0 | 0 | 0 | 0 | 0 |
| | | | Total Jury Trial Dispositions | 0 | 0 | 0 | 0 | 0 | 0 | 0 | 0 | 0 | 0 | 0 | 0 |
| | Mineral County | Mineral County District Court | New Filings (cases) | 4 | 0 | 0 | 2 | 0 | 1 | 1 | 0 | 0 | 0 | 2 | 0 |
| | | | Reopened (cases) | 4 | 0 | 0 | 0 | 0 | 1 | 1 | 0 | 0 | 0 | 2 | 0 |
| | | | Charges | 5 | 0 | 0 | 2 | 0 | 2 | 2 | 0 | 0 | 0 | 3 | - |
| | | | Grand Total Dispositions | 5 | 0 | 0 | 2 | 0 | 3 | 2 | 1 | 0 | 0 | 3 | 2 |
| | | | Total Non-Trial Dispositions | 5 | 0 | 0 | 2 | 0 | 3 | 2 | 1 | 0 | 0 | 3 | 2 |
| | | | Total Bench Trial Dispositions | 0 | 0 | 0 | 0 | 0 | 0 | 0 | 0 | 0 | 0 | 0 | 0 |
| | | | Total Jury Trial Dispositions | 0 | 0 | 0 | 0 | 0 | 0 | 0 | 0 | 0 | 0 | 0 | 0 |
| | Pershing County | Pershing County District Court | New Filings (cases) | 3 | 0 | 0 | 0 | 0 | 2 | 0 | 2 | 0 | 0 | 1 | 0 |
| | | | Reopened (cases) | 0 | 0 | 1 | 0 | 0 | 1 | 0 | 0 | 0 | 0 | 1 | 0 |
| | | | Charges | 5 | 0 | 0 | 0 | 0 | 2 | 0 | 2 | 0 | 0 | 1 | - |
| | | | Grand Total Dispositions | 2 | 0 | 1 | 0 | 0 | 1 | 0 | 1 | 0 | 0 | 1 | 2 |
| | | | Total Non-Trial Dispositions | 2 | 0 | 1 | 0 | 0 | 1 | 0 | 1 | 0 | 0 | 1 | 2 |
| | | | Total Bench Trial Dispositions | 0 | 0 | 0 | 0 | 0 | 0 | 0 | 0 | 0 | 0 | 0 | 0 |
| | | | Total Jury Trial Dispositions | 0 | 0 | 0 | 0 | 0 | 0 | 0 | 0 | 0 | 0 | 0 | 0 |

^b Includes Civil Infraction Appeal cases.

Source: Uniform System for Judicial Records, Nevada AOC, Court Statistics and Analysis Unit.

Table B2-1. Civil Caseload Processed by District Courts in Nevada, Fiscal Year 2025.

| District Court, Civil Caseload, Aggregate (1 of 2) | | | | Real Property | Tort | Probate | Construction Defect | Contract | Judicial Review/ Appeal | Civil Writ | Other Civil | Totals |
|--|---------------------------------|---------------------------------------|--|---------------|--------|---------|---------------------|----------|-------------------------|------------|-------------|------------------|
| Totals ^a | Nevada District Courts | New Filings (cases) | | 1,854 | 10,064 | 6,422 | 44 | 6,457 | 3,349 | 481 | 7,675 | 36,346 |
| | | Reopened (cases) | | 142 | 558 | 1,202 | 1 | 332 | 140 | 45 | 779 | 3,199 |
| | | Grand Total Dispositions | | 2,067 | 9,810 | 6,117 | 51 | 6,139 | 3,467 | 598 | 7,747 | 35,996 |
| | | Total Non-Trial Dispositions | | 2,042 | 9,708 | 6,100 | 51 | 6,105 | 3,462 | 593 | 7,714 | 35,775 |
| | | Total Bench Trial Dispositions | | 22 | 17 | 15 | 0 | 30 | 5 | 5 | 27 | 121 |
| | | Total Jury Trial Dispositions | | 3 | 85 | 2 | 0 | 4 | 0 | 0 | 6 | 100 |
| 1st Judicial District | Carson City District Court | New Filings (cases) | | 10 | 58 | 125 | 0 | 66 | 60 | 1 | 93 | 413 |
| | | Reopened (cases) | | 1 | 4 | 38 | 0 | 0 | 1 | 0 | 8 | 52 |
| | | Grand Total Dispositions | | 4 | 32 | 97 | 0 | 25 | 37 | 0 | 53 | 248 |
| | | Total Non-Trial Dispositions | | 4 | 31 | 84 | 0 | 22 | 34 | 0 | 43 | 218 |
| | | Total Bench Trial Dispositions | | 0 | 1 | 12 | 0 | 3 | 3 | 0 | 10 | 29 |
| | | Total Jury Trial Dispositions | | 0 | 0 | 1 | 0 | 0 | 0 | 0 | 0 | 1 |
| | Storey County District Court | New Filings (cases) | | 7 | 2 | 9 | 0 | 2 | 2 | 1 | 4 | 27 |
| | | Reopened (cases) | | 0 | 1 | 1 | 0 | 1 | 0 | 0 | 1 | 4 |
| | | Grand Total Dispositions | | 5 | 1 | 15 | 0 | 4 | 1 | 1 | 2 | 29 |
| | | Total Non-Trial Dispositions | | 5 | 1 | 15 | 0 | 4 | 1 | 1 | 2 | 29 |
| | | Total Bench Trial Dispositions | | 0 | 0 | 0 | 0 | 0 | 0 | 0 | 0 | 0 |
| | | Total Jury Trial Dispositions | | 0 | 0 | 0 | 0 | 0 | 0 | 0 | 0 | 0 |
| 2nd Judicial District | Washoe County District Court | New Filings (cases) | | 54 | 580 | 965 | 8 | 240 | 302 | 11 | 1,771 | 3,931 |
| | | Reopened (cases) | | 7 | 71 | 8 | 0 | 56 | 13 | 5 | 347 | 507 |
| | | Grand Total Dispositions | | 48 | 503 | 1,287 | 5 | 150 | 261 | 10 | 1,683 | 3,947 |
| | | Total Non-Trial Dispositions | | 48 | 501 | 1,286 | 5 | 149 | 261 | 9 | 1,683 | 3,942 |
| | | Total Bench Trial Dispositions | | 0 | 0 | 1 | 0 | 1 | 0 | 1 | 0 | 3 |
| 3rd Judicial District | Lyon County District Court | New Filings (cases) | | 22 | 17 | 137 | 0 | 70 | 14 | 3 | 59 | 322 |
| | | Reopened (cases) | | 2 | 1 | 34 | 0 | 2 | 0 | 0 | 6 | 45 |
| | | Grand Total Dispositions ^b | | 32 | 26 | 239 | 0 | 89 | 16 | 8 | 92 | 502 ^b |
| | | Total Non-Trial Dispositions | | 32 | 26 | 238 | 0 | 89 | 16 | 7 | 92 | 500 |
| | | Total Bench Trial Dispositions | | 0 | 0 | 1 | 0 | 0 | 0 | 1 | 0 | 2 |
| 4th Judicial District | Elko County District Court | New Filings (cases) | | 19 | 30 | 166 | 1 | 43 | 57 | 17 | 62 | 395 |
| | | Reopened (cases) | | 1 | 1 | 38 | 0 | 2 | 0 | 0 | 0 | 42 |
| | | Grand Total Dispositions | | 15 | 31 | 219 | 0 | 47 | 36 | 24 | 41 | 413 |
| | | Total Non-Trial Dispositions | | 15 | 31 | 219 | 0 | 47 | 36 | 24 | 41 | 413 |
| | | Total Bench Trial Dispositions | | 0 | 0 | 0 | 0 | 0 | 0 | 0 | 0 | 0 |
| 5th Judicial District | Esmeralda County District Court | New Filings (cases) | | 3 | 1 | 10 | 0 | 1 | 0 | 0 | 1 | 16 |
| | | Reopened (cases) | | 0 | 0 | 0 | 0 | 0 | 0 | 0 | 0 | 0 |
| | | Grand Total Dispositions | | 0 | 0 | 0 | 0 | 0 | 0 | 0 | 0 | 0 |
| | | Total Non-Trial Dispositions | | 0 | 0 | 0 | 0 | 0 | 0 | 0 | 0 | 0 |
| | | Total Bench Trial Dispositions | | 0 | 0 | 0 | 0 | 0 | 0 | 0 | 0 | 0 |
| | | Total Jury Trial Dispositions | | 0 | 0 | 0 | 0 | 0 | 0 | 0 | 0 | 0 |
| | Nye County District Court | New Filings (cases) | | 37 | 43 | 286 | 0 | 71 | 15 | 2 | 63 | 517 |
| | | Reopened (cases) | | 1 | 0 | 93 | 0 | 1 | 0 | 0 | 0 | 95 |
| | | Grand Total Dispositions | | 12 | 26 | 211 | 0 | 20 | 4 | 4 | 21 | 298 |
| | | Total Non-Trial Dispositions | | 11 | 26 | 211 | 0 | 20 | 4 | 4 | 21 | 297 |
| | | Total Bench Trial Dispositions | | 1 | 0 | 0 | 0 | 0 | 0 | 0 | 0 | 1 |
| 6th Judicial District | Humboldt County District Court | New Filings (cases) | | 10 | 11 | 48 | 0 | 25 | 14 | 7 | 17 | 132 |
| | | Reopened (cases) | | 0 | 0 | 1 | 0 | 0 | 1 | 0 | 0 | 2 |
| | | Grand Total Dispositions | | 21 | 8 | 59 | 0 | 24 | 14 | 4 | 20 | 150 |
| | | Total Non-Trial Dispositions | | 21 | 8 | 59 | 0 | 23 | 14 | 4 | 18 | 147 |
| | | Total Bench Trial Dispositions | | 0 | 0 | 0 | 0 | 1 | 0 | 0 | 1 | 2 |
| | | Total Jury Trial Dispositions | | 0 | 0 | 0 | 0 | 0 | 0 | 0 | 1 | 1 |

^a Totals reflect aggregate information from the Nevada District Courts. Information contained herein may reflect non-standard reporting and is noted by subsequent footnotes.^b Includes administrative case closures.

Source: Uniform System for Judicial Records, Nevada AOC, Court Statistics and Analysis Unit.

Table B2-1. Civil Caseload Processed by District Courts in Nevada, Fiscal Year 2025.

| District Court, Civil Caseload, Aggregate (2 of 2) | | | | Real Property | Tort | Probate | Construction Defect | Contract | Judicial Review/ Appeal | Civil Writ | Other Civil | Totals |
|--|-------------------|----------------------------------|--------------------------------|---------------|-------|---------|---------------------|----------|-------------------------|------------|-------------|--------|
| 7th Judicial District | Eureka County | Eureka County District Court | New Filings (cases) | 1 | 1 | 13 | 0 | 3 | 0 | 0 | 1 | 19 |
| | | | Reopened (cases) | 0 | 0 | 0 | 0 | 0 | 0 | 0 | 1 | 1 |
| | | | Grand Total Dispositions | 2 | 2 | 16 | 0 | 5 | 0 | 0 | 5 | 30 |
| | | | Total Non-Trial Dispositions | 2 | 2 | 16 | 0 | 5 | 0 | 0 | 5 | 30 |
| | | | Total Bench Trial Dispositions | 0 | 0 | 0 | 0 | 0 | 0 | 0 | 0 | 0 |
| | | | Total Jury Trial Dispositions | 0 | 0 | 0 | 0 | 0 | 0 | 0 | 0 | 0 |
| | Lincoln County | Lincoln County District Court | New Filings (cases) | 6 | 0 | 30 | 0 | 2 | 10 | 4 | 4 | 56 |
| | | | Reopened (cases) | 0 | 0 | 0 | 0 | 0 | 0 | 0 | 1 | 1 |
| | | | Grand Total Dispositions | 5 | 2 | 25 | 0 | 2 | 7 | 3 | 3 | 47 |
| | | | Total Non-Trial Dispositions | 5 | 2 | 25 | 0 | 2 | 7 | 3 | 3 | 47 |
| | | | Total Bench Trial Dispositions | 0 | 0 | 0 | 0 | 0 | 0 | 0 | 0 | 0 |
| | | | Total Jury Trial Dispositions | 0 | 0 | 0 | 0 | 0 | 0 | 0 | 0 | 0 |
| | White Pine County | White Pine County District Court | New Filings (cases) | 4 | 8 | 37 | 0 | 15 | 10 | 37 | 10 | 121 |
| | | | Reopened (cases) | 0 | 0 | 2 | 0 | 0 | 0 | 1 | 4 | 7 |
| | | | Grand Total Dispositions | 6 | 5 | 38 | 0 | 10 | 11 | 30 | 16 | 116 |
| | | | Total Non-Trial Dispositions | 6 | 5 | 38 | 0 | 10 | 11 | 30 | 16 | 116 |
| | | | Total Bench Trial Dispositions | 0 | 0 | 0 | 0 | 0 | 0 | 0 | 0 | 0 |
| | | | Total Jury Trial Dispositions | 0 | 0 | 0 | 0 | 0 | 0 | 0 | 0 | 0 |
| 8th Judicial District | Clark County | Clark County District Court | New Filings (cases) | 1,646 | 9,259 | 4,276 | 31 | 5,818 | 2,803 | 378 | 5,444 | 29,655 |
| | | | Reopened (cases) | 119 | 476 | 714 | 1 | 264 | 123 | 29 | 397 | 2,123 |
| | | | Grand Total Dispositions | 1,858 | 9,113 | 3,347 | 39 | 5,684 | 3,025 | 488 | 5,665 | 29,219 |
| | | | Total Non-Trial Dispositions | 1,836 | 9,014 | 3,345 | 39 | 5,657 | 3,023 | 485 | 5,644 | 29,043 |
| | | | Total Bench Trial Dispositions | 19 | 16 | 1 | 0 | 23 | 2 | 3 | 16 | 80 |
| | | | Total Jury Trial Dispositions | 3 | 83 | 1 | 0 | 4 | 0 | 0 | 5 | 96 |
| 9th Judicial District | Douglas County | Douglas County District Court | New Filings (cases) | 17 | 40 | 154 | 3 | 63 | 34 | 4 | 47 | 362 |
| | | | Reopened (cases) | 9 | 2 | 153 | 0 | 4 | 1 | 3 | 10 | 182 |
| | | | Grand Total Dispositions | 32 | 41 | 288 | 5 | 47 | 23 | 7 | 47 | 490 |
| | | | Total Non-Trial Dispositions | 30 | 41 | 288 | 5 | 46 | 23 | 7 | 47 | 487 |
| | | | Total Bench Trial Dispositions | 2 | 0 | 0 | 0 | 1 | 0 | 0 | 0 | 3 |
| | | | Total Jury Trial Dispositions | 0 | 0 | 0 | 0 | 0 | 0 | 0 | 0 | 0 |
| 10th Judicial District | Churchill County | Churchill County District Court | New Filings (cases) | 7 | 9 | 107 | 1 | 37 | 21 | 3 | 34 | 219 |
| | | | Reopened (cases) | 0 | 0 | 95 | 0 | 0 | 0 | 0 | 1 | 96 |
| | | | Grand Total Dispositions | 11 | 10 | 194 | 1 | 24 | 27 | 3 | 23 | 293 |
| | | | Total Non-Trial Dispositions | 11 | 10 | 194 | 1 | 24 | 27 | 3 | 23 | 293 |
| | | | Total Bench Trial Dispositions | 0 | 0 | 0 | 0 | 0 | 0 | 0 | 0 | 0 |
| | | | Total Jury Trial Dispositions | 0 | 0 | 0 | 0 | 0 | 0 | 0 | 0 | 0 |
| 11th Judicial District | Lander County | Lander County District Court | New Filings (cases) | 2 | 2 | 7 | 0 | 0 | 0 | 0 | 10 | 21 |
| | | | Reopened (cases) | 0 | 0 | 3 | 0 | 1 | 0 | 0 | 1 | 5 |
| | | | Grand Total Dispositions | 3 | 2 | 13 | 1 | 8 | 0 | 0 | 14 | 41 |
| | | | Total Non-Trial Dispositions | 3 | 2 | 13 | 1 | 7 | 0 | 0 | 14 | 40 |
| | | | Total Bench Trial Dispositions | 0 | 0 | 0 | 0 | 1 | 0 | 0 | 0 | 1 |
| | | | Total Jury Trial Dispositions | 0 | 0 | 0 | 0 | 0 | 0 | 0 | 0 | 0 |
| | Mineral County | Mineral County District Court | New Filings (cases) | 5 | 1 | 10 | 0 | 0 | 6 | 3 | 17 | 42 |
| | | | Reopened (cases) | 0 | 0 | 12 | 0 | 0 | 1 | 3 | 2 | 18 |
| | | | Grand Total Dispositions | 5 | 2 | 21 | 0 | 0 | 3 | 3 | 14 | 48 |
| | | | Total Non-Trial Dispositions | 5 | 2 | 21 | 0 | 0 | 3 | 3 | 14 | 48 |
| | | | Total Bench Trial Dispositions | 0 | 0 | 0 | 0 | 0 | 0 | 0 | 0 | 0 |
| | | | Total Jury Trial Dispositions | 0 | 0 | 0 | 0 | 0 | 0 | 0 | 0 | 0 |
| | Pershing County | Pershing County District Court | New Filings (cases) | 4 | 2 | 42 | 0 | 1 | 1 | 10 | 38 | 98 |
| | | | Reopened (cases) | 2 | 2 | 10 | 0 | 1 | 0 | 4 | 0 | 19 |
| | | | Grand Total Dispositions | 8 | 6 | 48 | 0 | 0 | 2 | 13 | 48 | 125 |
| | | | Total Non-Trial Dispositions | 8 | 6 | 48 | 0 | 0 | 2 | 13 | 48 | 125 |
| | | | Total Bench Trial Dispositions | 0 | 0 | 0 | 0 | 0 | 0 | 0 | 0 | 0 |
| | | | Total Jury Trial Dispositions | 0 | 0 | 0 | 0 | 0 | 0 | 0 | 0 | 0 |

Source: Uniform System for Judicial Records, Nevada AOC, Court Statistics and Analysis Unit.

Table B2-2. Civil Caseload Processed by District Courts in Nevada, Fiscal Year 2025.

| District Court Civil Caseload, Real Property and Tort (1 of 3) | | | Real Property | | | | | | Tort | | | | | | | | | | | |
|---|------------------------|--------------------------------|-------------------|-----------------------|----------------------|-------------------------|-----------------------------|---------------------|-----------------|--------------------|------------------|----------------|-------|------------|-------------------|-------------------|------------------------|-----------------|----------------|------------|
| | | | Unlawful Detainer | Other Landlord/Tenant | Judicial Foreclosure | Other Title to Property | Condemnation/Eminent Domain | Other Real Property | Auto Negligence | Premises Liability | Other Negligence | Medical/Dental | Legal | Accounting | Other Malpractice | Product Liability | Intentional Misconduct | Employment Tort | Insurance Tort | Other Tort |
| Totals ^a | Nevada District Courts | New Filings (cases) | 21 | 120 | 270 | 1,171 | 13 | 259 | 6,136 | 2,096 | 672 | 129 | 31 | 14 | 13 | 71 | 260 | 175 | 180 | 287 |
| | | Reopened (cases) | 5 | 14 | 17 | 71 | 2 | 33 | 300 | 93 | 57 | 14 | 2 | 2 | 0 | 15 | 21 | 11 | 15 | 28 |
| | | Grand Total Dispositions | 36 | 123 | 297 | 1,260 | 10 | 341 | 6,319 | 1,718 | 647 | 158 | 32 | 7 | 7 | 67 | 217 | 153 | 178 | 307 |
| | | Total Non-Trial Dispositions | 34 | 121 | 297 | 1,247 | 10 | 333 | 6,254 | 1,712 | 632 | 155 | 30 | 7 | 7 | 67 | 211 | 152 | 178 | 303 |
| | | Total Bench Trial Dispositions | 2 | 2 | 0 | 13 | 0 | 5 | 0 | 0 | 8 | 0 | 1 | 0 | 0 | 0 | 5 | 0 | 0 | 3 |
| | | Total Jury Trial Dispositions | 0 | 0 | 0 | 0 | 0 | 3 | 65 | 6 | 7 | 3 | 1 | 0 | 0 | 0 | 1 | 1 | 0 | 1 |

| 1st Judicial District | Carson City | Carson City District Court | New Filings (cases) | 0 | 0 | 5 | 3 | 0 | 2 | 23 | 21 | 4 | 1 | 1 | 0 | 0 | 0 | 1 | 1 | 1 | 5 | |
|-----------------------|---------------|------------------------------|--------------------------------|---|---|---|---|---|---|----|----|---|---|---|---|---|---|---|---|---|---|---|
| | | | Reopened (cases) | 0 | 1 | 0 | 0 | 0 | 0 | 1 | 0 | 0 | 1 | 0 | 0 | 0 | 0 | 1 | 1 | 0 | 0 | 0 |
| | | | Grand Total Dispositions | 0 | 1 | 0 | 2 | 0 | 1 | 16 | 6 | 3 | 2 | 0 | 0 | 0 | 0 | 1 | 1 | 0 | 0 | 3 |
| | | | Total Non-Trial Dispositions | 0 | 1 | 0 | 2 | 0 | 1 | 16 | 6 | 3 | 2 | 0 | 0 | 0 | 0 | 1 | 0 | 0 | 0 | 3 |
| | | | Total Bench Trial Dispositions | 0 | 0 | 0 | 0 | 0 | 0 | 0 | 0 | 0 | 0 | 0 | 0 | 0 | 0 | 0 | 1 | 0 | 0 | 0 |
| | | | Total Jury Trial Dispositions | 0 | 0 | 0 | 0 | 0 | 0 | 0 | 0 | 0 | 0 | 0 | 0 | 0 | 0 | 0 | 0 | 0 | 0 | 0 |
| | Storey County | Storey County District Court | New Filings (cases) | 0 | 0 | 2 | 3 | 0 | 2 | 2 | 0 | 0 | 0 | 0 | 0 | 0 | 0 | 0 | 0 | 0 | 0 | |
| | | | Reopened (cases) | 0 | 0 | 0 | 0 | 0 | 0 | 1 | 0 | 0 | 0 | 0 | 0 | 0 | 0 | 0 | 0 | 0 | 0 | 0 |
| | | | Grand Total Dispositions | 0 | 0 | 2 | 2 | 1 | 0 | 1 | 0 | 0 | 0 | 0 | 0 | 0 | 0 | 0 | 0 | 0 | 0 | 0 |
| | | | Total Non-Trial Dispositions | 0 | 0 | 2 | 2 | 1 | 0 | 1 | 0 | 0 | 0 | 0 | 0 | 0 | 0 | 0 | 0 | 0 | 0 | 0 |
| | | | Total Bench Trial Dispositions | 0 | 0 | 0 | 0 | 0 | 0 | 0 | 0 | 0 | 0 | 0 | 0 | 0 | 0 | 0 | 0 | 0 | 0 | 0 |
| | | | Total Jury Trial Dispositions | 0 | 0 | 0 | 0 | 0 | 0 | 0 | 0 | 0 | 0 | 0 | 0 | 0 | 0 | 0 | 0 | 0 | 0 | 0 |

| 2nd Judicial District | Washoe County | Washoe County District Court | New Filings (cases) | 2 | 4 | 10 | 33 | 5 | 0 | 348 | 137 | 36 | 6 | 0 | 1 | 3 | 1 | 6 | 7 | 14 | 21 | |
|-----------------------|---------------|------------------------------|--------------------------------|---|---|----|----|---|---|-----|-----|----|---|---|---|---|---|---|---|----|----|---|
| | | | Reopened (cases) | 1 | 0 | 0 | 6 | 0 | 0 | 41 | 10 | 3 | 0 | 0 | 2 | 0 | 4 | 2 | 0 | 0 | 9 | |
| | | | Grand Total Dispositions | 3 | 4 | 15 | 23 | 3 | 0 | 308 | 79 | 53 | 8 | 0 | 0 | 1 | 4 | 8 | 4 | 17 | 21 | |
| | | | Total Non-Trial Dispositions | 3 | 4 | 15 | 23 | 3 | 0 | 307 | 79 | 53 | 7 | 0 | 0 | 1 | 4 | 8 | 4 | 17 | 21 | |
| | | | Total Bench Trial Dispositions | 0 | 0 | 0 | 0 | 0 | 0 | 0 | 0 | 0 | 0 | 0 | 0 | 0 | 0 | 0 | 0 | 0 | 0 | 0 |
| | | | Total Jury Trial Dispositions | 0 | 0 | 0 | 0 | 0 | 0 | 1 | 0 | 0 | 1 | 0 | 0 | 0 | 0 | 0 | 0 | 0 | 0 | 0 |

| 3rd Judicial District | Lyon County | Lyon County District Court | New Filings (cases) | 0 | 0 | 2 | 8 | 0 | 12 | 10 | 2 | 2 | 1 | 0 | 0 | 0 | 0 | 1 | 0 | 1 | |
|-----------------------|-------------|----------------------------|---------------------------------------|---|---|---|----|---|----|----|---|---|---|---|---|---|---|---|---|---|---|
| | | | Reopened (cases) | 0 | 0 | 0 | 0 | 0 | 2 | 0 | 0 | 1 | 0 | 0 | 0 | 0 | 0 | 0 | 0 | 0 | 0 |
| | | | Grand Total Dispositions ^b | 0 | 1 | 0 | 15 | 0 | 16 | 8 | 6 | 5 | 1 | 0 | 0 | 0 | 0 | 1 | 0 | 0 | 5 |
| | | | Total Non-Trial Dispositions | 0 | 1 | 0 | 15 | 0 | 16 | 8 | 6 | 5 | 1 | 0 | 0 | 0 | 0 | 1 | 0 | 0 | 5 |
| | | | Total Bench Trial Dispositions | 0 | 0 | 0 | 0 | 0 | 0 | 0 | 0 | 0 | 0 | 0 | 0 | 0 | 0 | 0 | 0 | 0 | 0 |
| | | | Total Jury Trial Dispositions | 0 | 0 | 0 | 0 | 0 | 0 | 0 | 0 | 0 | 0 | 0 | 0 | 0 | 0 | 0 | 0 | 0 | 0 |

| 4th Judicial District | Elko County | Elko County District Court | New Filings (cases) | 0 | 0 | 5 | 8 | 0 | 6 | 16 | 6 | 2 | 1 | 0 | 0 | 0 | 1 | 0 | 3 | 0 | 1 | |
|-----------------------|-------------|----------------------------|--------------------------------|---|---|---|---|---|---|----|---|---|---|---|---|---|---|---|---|---|---|---|
| | | | Reopened (cases) | 0 | 0 | 0 | 1 | 0 | 0 | 1 | 0 | 0 | 0 | 0 | 0 | 0 | 0 | 0 | 0 | 0 | 0 | 0 |
| | | | Grand Total Dispositions | 0 | 0 | 3 | 7 | 0 | 5 | 20 | 5 | 1 | 1 | 0 | 0 | 0 | 0 | 1 | 1 | 1 | 1 | 1 |
| | | | Total Non-Trial Dispositions | 0 | 0 | 3 | 7 | 0 | 5 | 20 | 5 | 1 | 1 | 0 | 0 | 0 | 0 | 1 | 1 | 1 | 1 | 1 |
| | | | Total Bench Trial Dispositions | 0 | 0 | 0 | 0 | 0 | 0 | 0 | 0 | 0 | 0 | 0 | 0 | 0 | 0 | 0 | 0 | 0 | 0 | 0 |
| | | | Total Jury Trial Dispositions | 0 | 0 | 0 | 0 | 0 | 0 | 0 | 0 | 0 | 0 | 0 | 0 | 0 | 0 | 0 | 0 | 0 | 0 | 0 |

^a Totals reflect aggregate information from the Nevada District Courts. Information contained herein may reflect non-standard reporting and is noted by subsequent footnotes.

^b Includes administrative case closures.

Source: Uniform System for Judicial Records, Nevada AOC, Court Statistics and Analysis Unit.

Table B2-2. Civil Caseload Processed by District Courts in Nevada, Fiscal Year 2025.

| District Court Civil Caseload, Real Property and Tort (2 of 3) | | | | Real Property | | | | | | Tort | | | | | | | | | | | |
|---|-------------------|----------------------------------|--------------------------------|-------------------|-----------------------|----------------------|-------------------------|-----------------------------|---------------------|-----------------|--------------------|------------------|----------------|-------|------------|-------------------|-------------------|------------------------|-----------------|----------------|------------|
| | | | | Unlawful Detainer | Other Landlord/Tenant | Judicial Foreclosure | Other Title to Property | Condemnation/Eminent Domain | Other Real Property | Auto Negligence | Premises Liability | Other Negligence | Medical/Dental | Legal | Accounting | Other Malpractice | Product Liability | Intentional Misconduct | Employment Tort | Insurance Tort | Other Tort |
| 5th Judicial District | Esmeralda County | Esmeralda County District Court | New Filings (cases) | 0 | 0 | 0 | 2 | 0 | 1 | 1 | 0 | 0 | 0 | 0 | 0 | 0 | 0 | 0 | 0 | 0 | 0 |
| | | | Reopened (cases) | 0 | 0 | 0 | 0 | 0 | 0 | 0 | 0 | 0 | 0 | 0 | 0 | 0 | 0 | 0 | 0 | 0 | 0 |
| | | | Grand Total Dispositions | 0 | 0 | 0 | 0 | 0 | 0 | 0 | 0 | 0 | 0 | 0 | 0 | 0 | 0 | 0 | 0 | 0 | 0 |
| | | | Total Non-Trial Dispositions | 0 | 0 | 0 | 0 | 0 | 0 | 0 | 0 | 0 | 0 | 0 | 0 | 0 | 0 | 0 | 0 | 0 | 0 |
| | | | Total Bench Trial Dispositions | 0 | 0 | 0 | 0 | 0 | 0 | 0 | 0 | 0 | 0 | 0 | 0 | 0 | 0 | 0 | 0 | 0 | 0 |
| | | | Total Jury Trial Dispositions | 0 | 0 | 0 | 0 | 0 | 0 | 0 | 0 | 0 | 0 | 0 | 0 | 0 | 0 | 0 | 0 | 0 | 0 |
| | Nye County | Nye County District Court | New Filings (cases) | 0 | 0 | 13 | 13 | 0 | 11 | 14 | 7 | 10 | 0 | 0 | 8 | 0 | 0 | 2 | 0 | 0 | 2 |
| | | | Reopened (cases) | 0 | 0 | 0 | 1 | 0 | 0 | 0 | 0 | 0 | 0 | 0 | 0 | 0 | 0 | 0 | 0 | 0 | 0 |
| | | | Grand Total Dispositions | 0 | 0 | 3 | 5 | 0 | 4 | 12 | 5 | 8 | 0 | 0 | 1 | 0 | 0 | 0 | 0 | 0 | 0 |
| | | | Total Non-Trial Dispositions | 0 | 0 | 3 | 5 | 0 | 3 | 12 | 5 | 8 | 0 | 0 | 1 | 0 | 0 | 0 | 0 | 0 | 0 |
| | | | Total Bench Trial Dispositions | 0 | 0 | 0 | 0 | 0 | 1 | 0 | 0 | 0 | 0 | 0 | 0 | 0 | 0 | 0 | 0 | 0 | 0 |
| | | | Total Jury Trial Dispositions | 0 | 0 | 0 | 0 | 0 | 0 | 0 | 0 | 0 | 0 | 0 | 0 | 0 | 0 | 0 | 0 | 0 | 0 |
| 6th Judicial District | Humboldt County | Humboldt County District Court | New Filings (cases) | 0 | 0 | 2 | 6 | 0 | 2 | 8 | 0 | 1 | 2 | 0 | 0 | 0 | 0 | 0 | 0 | 0 | 0 |
| | | | Reopened (cases) | 0 | 0 | 0 | 0 | 0 | 0 | 0 | 0 | 0 | 0 | 0 | 0 | 0 | 0 | 0 | 0 | 0 | 0 |
| | | | Grand Total Dispositions | 0 | 0 | 2 | 15 | 0 | 4 | 3 | 1 | 1 | 1 | 0 | 0 | 0 | 0 | 0 | 0 | 0 | 2 |
| | | | Total Non-Trial Dispositions | 0 | 0 | 2 | 15 | 0 | 4 | 3 | 1 | 1 | 1 | 0 | 0 | 0 | 0 | 0 | 0 | 0 | 2 |
| | | | Total Bench Trial Dispositions | 0 | 0 | 0 | 0 | 0 | 0 | 0 | 0 | 0 | 0 | 0 | 0 | 0 | 0 | 0 | 0 | 0 | 0 |
| | | | Total Jury Trial Dispositions | 0 | 0 | 0 | 0 | 0 | 0 | 0 | 0 | 0 | 0 | 0 | 0 | 0 | 0 | 0 | 0 | 0 | 0 |
| 7th Judicial District | Eureka County | Eureka County District Court | New Filings (cases) | 0 | 0 | 0 | 1 | 0 | 0 | 0 | 0 | 0 | 0 | 0 | 1 | 0 | 0 | 0 | 0 | 0 | 0 |
| | | | Reopened (cases) | 0 | 0 | 0 | 0 | 0 | 0 | 0 | 0 | 0 | 0 | 0 | 0 | 0 | 0 | 0 | 0 | 0 | 0 |
| | | | Grand Total Dispositions | 0 | 0 | 0 | 1 | 0 | 1 | 1 | 1 | 0 | 0 | 0 | 0 | 0 | 0 | 0 | 0 | 0 | 0 |
| | | | Total Non-Trial Dispositions | 0 | 0 | 0 | 1 | 0 | 1 | 1 | 1 | 0 | 0 | 0 | 0 | 0 | 0 | 0 | 0 | 0 | 0 |
| | | | Total Bench Trial Dispositions | 0 | 0 | 0 | 0 | 0 | 0 | 0 | 0 | 0 | 0 | 0 | 0 | 0 | 0 | 0 | 0 | 0 | 0 |
| | | | Total Jury Trial Dispositions | 0 | 0 | 0 | 0 | 0 | 0 | 0 | 0 | 0 | 0 | 0 | 0 | 0 | 0 | 0 | 0 | 0 | 0 |
| | Lincoln County | Lincoln County District Court | New Filings (cases) | 0 | 0 | 0 | 2 | 0 | 4 | 0 | 0 | 0 | 0 | 0 | 0 | 0 | 0 | 0 | 0 | 0 | 0 |
| | | | Reopened (cases) | 0 | 0 | 0 | 0 | 0 | 0 | 0 | 0 | 0 | 0 | 0 | 0 | 0 | 0 | 0 | 0 | 0 | 0 |
| | | | Grand Total Dispositions | 0 | 0 | 0 | 4 | 0 | 1 | 0 | 1 | 0 | 0 | 0 | 0 | 0 | 0 | 0 | 0 | 0 | 1 |
| | | | Total Non-Trial Dispositions | 0 | 0 | 0 | 4 | 0 | 1 | 0 | 1 | 0 | 0 | 0 | 0 | 0 | 0 | 0 | 0 | 0 | 1 |
| | | | Total Bench Trial Dispositions | 0 | 0 | 0 | 0 | 0 | 0 | 0 | 0 | 0 | 0 | 0 | 0 | 0 | 0 | 0 | 0 | 0 | 0 |
| | | | Total Jury Trial Dispositions | 0 | 0 | 0 | 0 | 0 | 0 | 0 | 0 | 0 | 0 | 0 | 0 | 0 | 0 | 0 | 0 | 0 | 0 |
| | White Pine County | White Pine County District Court | New Filings (cases) | 0 | 0 | 1 | 2 | 0 | 1 | 2 | 3 | 0 | 0 | 0 | 0 | 0 | 0 | 2 | 0 | 0 | 1 |
| | | | Reopened (cases) | 0 | 0 | 0 | 0 | 0 | 0 | 0 | 0 | 0 | 0 | 0 | 0 | 0 | 0 | 0 | 0 | 0 | 0 |
| | | | Grand Total Dispositions | 0 | 0 | 1 | 3 | 0 | 2 | 3 | 1 | 0 | 0 | 0 | 0 | 0 | 0 | 0 | 0 | 0 | 1 |
| | | | Total Non-Trial Dispositions | 0 | 0 | 1 | 3 | 0 | 2 | 3 | 1 | 0 | 0 | 0 | 0 | 0 | 0 | 0 | 0 | 0 | 1 |
| | | | Total Bench Trial Dispositions | 0 | 0 | 0 | 0 | 0 | 0 | 0 | 0 | 0 | 0 | 0 | 0 | 0 | 0 | 0 | 0 | 0 | 0 |
| | | | Total Jury Trial Dispositions | 0 | 0 | 0 | 0 | 0 | 0 | 0 | 0 | 0 | 0 | 0 | 0 | 0 | 0 | 0 | 0 | 0 | 0 |

Source: Uniform System for Judicial Records, Nevada AOC, Court Statistics and Analysis Unit.

Table B2-2. Civil Caseload Processed by District Courts in Nevada, Fiscal Year 2025.

| District Court Civil Caseload, Real Property and Tort (3 of 3) | | | | Real Property | | | | | | Tort | | | | | | | | | | | |
|---|------------------|---------------------------------|--------------------------------|-------------------|-----------------------|----------------------|-------------------------|-----------------------------|---------------------|-----------------|--------------------|------------------|----------------|-------|------------|-------------------|-------------------|------------------------|-----------------|----------------|------------|
| | | | | Unlawful Detainer | Other Landlord/Tenant | Judicial Foreclosure | Other Title to Property | Condemnation/Eminent Domain | Other Real Property | Auto Negligence | Premises Liability | Other Negligence | Medical/Dental | Legal | Accounting | Other Malpractice | Product Liability | Intentional Misconduct | Employment Tort | Insurance Tort | Other Tort |
| 8th Judicial District | Clark County | Clark County District Court | New Filings (cases) | 19 | 114 | 225 | 1,077 | 6 | 205 | 5,689 | 1,906 | 609 | 118 | 30 | 4 | 10 | 69 | 245 | 161 | 165 | 253 |
| | | | Reopened (cases) | 4 | 11 | 16 | 58 | 2 | 28 | 254 | 83 | 53 | 12 | 1 | 0 | 0 | 10 | 18 | 11 | 15 | 19 |
| | | | Grand Total Dispositions | 32 | 112 | 266 | 1,158 | 6 | 284 | 5,921 | 1,604 | 566 | 144 | 31 | 6 | 6 | 61 | 202 | 148 | 160 | 264 |
| | | | Total Non-Trial Dispositions | 31 | 110 | 266 | 1,145 | 6 | 278 | 5,857 | 1,598 | 551 | 142 | 29 | 6 | 6 | 61 | 197 | 147 | 160 | 260 |
| | | | Total Bench Trial Dispositions | 1 | 2 | 0 | 13 | 0 | 3 | 0 | 0 | 8 | 0 | 1 | 0 | 0 | 0 | 4 | 0 | 0 | 3 |
| 9th Judicial District | Douglas County | Douglas County District Court | Total Jury Trial Dispositions | 0 | 0 | 0 | 0 | 0 | 3 | 64 | 6 | 7 | 2 | 1 | 0 | 0 | 0 | 1 | 1 | 0 | 1 |
| | | | New Filings (cases) | 0 | 2 | 4 | 4 | 1 | 6 | 16 | 10 | 7 | 0 | 0 | 0 | 0 | 0 | 3 | 1 | 0 | 3 |
| | | | Reopened (cases) | 0 | 2 | 1 | 3 | 0 | 3 | 1 | 0 | 0 | 0 | 1 | 0 | 0 | 0 | 0 | 0 | 0 | 0 |
| | | | Grand Total Dispositions | 1 | 5 | 3 | 11 | 0 | 12 | 18 | 7 | 7 | 1 | 1 | 0 | 0 | 1 | 2 | 0 | 0 | 4 |
| | | | Total Non-Trial Dispositions | 0 | 5 | 3 | 11 | 0 | 11 | 18 | 7 | 7 | 1 | 1 | 0 | 0 | 1 | 2 | 0 | 0 | 4 |
| 10th Judicial District | Churchill County | Churchill County District Court | Total Bench Trial Dispositions | 1 | 0 | 0 | 0 | 0 | 1 | 0 | 0 | 0 | 0 | 0 | 0 | 0 | 0 | 0 | 0 | 0 | 0 |
| | | | Total Jury Trial Dispositions | 0 | 0 | 0 | 0 | 0 | 0 | 0 | 0 | 0 | 0 | 0 | 0 | 0 | 0 | 0 | 0 | 0 | 0 |
| | | | New Filings (cases) | 0 | 0 | 0 | 2 | 0 | 5 | 3 | 4 | 1 | 0 | 0 | 0 | 0 | 0 | 1 | 0 | 0 | 0 |
| | | | Reopened (cases) | 0 | 0 | 0 | 0 | 0 | 0 | 0 | 0 | 0 | 0 | 0 | 0 | 0 | 0 | 0 | 0 | 0 | 0 |
| | | | Grand Total Dispositions | 0 | 0 | 1 | 3 | 0 | 7 | 3 | 2 | 1 | 0 | 0 | 0 | 0 | 0 | 1 | 0 | 0 | 3 |
| 11th Judicial District | Lander County | Lander County District Court | Total Non-Trial Dispositions | 0 | 0 | 1 | 3 | 0 | 7 | 3 | 2 | 1 | 0 | 0 | 0 | 0 | 0 | 1 | 0 | 0 | 3 |
| | | | Total Bench Trial Dispositions | 0 | 0 | 0 | 0 | 0 | 0 | 0 | 0 | 0 | 0 | 0 | 0 | 0 | 0 | 0 | 0 | 0 | 0 |
| | | | Total Jury Trial Dispositions | 0 | 0 | 0 | 0 | 0 | 0 | 0 | 0 | 0 | 0 | 0 | 0 | 0 | 0 | 0 | 0 | 0 | 0 |
| | | | New Filings (cases) | 0 | 0 | 0 | 2 | 0 | 0 | 1 | 0 | 0 | 0 | 0 | 0 | 0 | 0 | 0 | 1 | 0 | 0 |
| | | | Reopened (cases) | 0 | 0 | 0 | 0 | 0 | 0 | 0 | 0 | 0 | 0 | 0 | 0 | 0 | 0 | 0 | 0 | 0 | 0 |
| | Mineral County | Mineral County District Court | Grand Total Dispositions | 0 | 0 | 0 | 2 | 0 | 1 | 2 | 0 | 0 | 0 | 0 | 0 | 0 | 0 | 0 | 0 | 0 | 0 |
| | | | Total Non-Trial Dispositions | 0 | 0 | 0 | 2 | 0 | 1 | 2 | 0 | 0 | 0 | 0 | 0 | 0 | 0 | 0 | 0 | 0 | 0 |
| | | | Total Bench Trial Dispositions | 0 | 0 | 0 | 0 | 0 | 0 | 0 | 0 | 0 | 0 | 0 | 0 | 0 | 0 | 0 | 0 | 0 | 0 |
| | | | Total Jury Trial Dispositions | 0 | 0 | 0 | 0 | 0 | 0 | 0 | 0 | 0 | 0 | 0 | 0 | 0 | 0 | 0 | 0 | 0 | 0 |
| | | | New Filings (cases) | 0 | 0 | 1 | 2 | 1 | 1 | 1 | 0 | 0 | 0 | 0 | 0 | 0 | 0 | 0 | 0 | 0 | 0 |
| | Pershing County | Pershing County District Court | Reopened (cases) | 0 | 0 | 0 | 0 | 0 | 0 | 0 | 0 | 0 | 0 | 0 | 0 | 0 | 0 | 0 | 0 | 0 | 0 |
| | | | Grand Total Dispositions | 0 | 0 | 0 | 4 | 0 | 1 | 1 | 0 | 0 | 0 | 0 | 0 | 0 | 0 | 0 | 0 | 0 | 1 |
| | | | Total Non-Trial Dispositions | 0 | 0 | 0 | 4 | 0 | 1 | 1 | 0 | 0 | 0 | 0 | 0 | 0 | 0 | 0 | 0 | 0 | 1 |
| | | | Total Bench Trial Dispositions | 0 | 0 | 0 | 0 | 0 | 0 | 0 | 0 | 0 | 0 | 0 | 0 | 0 | 0 | 0 | 0 | 0 | 0 |
| | | | Total Jury Trial Dispositions | 0 | 0 | 0 | 0 | 0 | 0 | 0 | 0 | 0 | 0 | 0 | 0 | 0 | 0 | 0 | 0 | 0 | 0 |
| | Pershing County | Pershing County District Court | New Filings (cases) | 0 | 0 | 0 | 3 | 0 | 1 | 2 | 0 | 0 | 0 | 0 | 0 | 0 | 0 | 0 | 0 | 0 | 0 |
| | | | Reopened (cases) | 0 | 0 | 0 | 2 | 0 | 0 | 1 | 0 | 0 | 1 | 0 | 0 | 0 | 0 | 0 | 0 | 0 | 0 |
| | | | Grand Total Dispositions | 0 | 0 | 1 | 5 | 0 | 2 | 2 | 0 | 2 | 0 | 0 | 0 | 0 | 0 | 1 | 0 | 0 | 1 |
| | | | Total Non-Trial Dispositions | 0 | 0 | 1 | 5 | 0 | 2 | 2 | 0 | 2 | 0 | 0 | 0 | 0 | 0 | 1 | 0 | 0 | 1 |
| | | | Total Bench Trial Dispositions | 0 | 0 | 0 | 0 | 0 | 0 | 0 | 0 | 0 | 0 | 0 | 0 | 0 | 0 | 0 | 0 | 0 | 0 |
| | | | Total Jury Trial Dispositions | 0 | 0 | 0 | 0 | 0 | 0 | 0 | 0 | 0 | 0 | 0 | 0 | 0 | 0 | 0 | 0 | 0 | 0 |

Source: Uniform System for Judicial Records, Nevada AOC, Court Statistics and Analysis Unit.

Table B2-2. Civil Caseload Processed by District Courts in Nevada, Fiscal Year 2025.

| District Court Civil Caseload, Probate, Construction Defect, and Contract (1 of 3) | | | Probate | | | | | | Construction Defect | | Contract | | | | | | | |
|--|---------------------------|---------------------------------------|------------------------|------------------------|------------------------|-----------|----------------------------------|---------------|------------------------|---------------------------|----------------------------------|---------------------------|-------------------|-----------------------|------------------------|---------------------|----------------|----|
| | | | Summary Administration | General Administration | Special Administration | Set Aside | Probate Trust/Conservatorship | Other Probate | Chapter 40 | Other Construction Defect | Uniform Commercial Code (UCC) | Building and Construction | Insurance Carrier | Commercial Instrument | Collection of Accounts | Employment Contract | Other Contract | |
| Totals ^a | Nevada District Courts | New Filings (cases) | 1,162 | 1,186 | 1,508 | 1,535 | 360 | 671 | 30 | 14 | 28 | 77 | 130 | 21 | 4,782 | 34 | 1,385 | |
| | | Reopened (cases) | 384 | 404 | 269 | 60 | 28 | 57 | 1 | 0 | 1 | 6 | 10 | 2 | 200 | 6 | 107 | |
| | | Grand Total Dispositions | 1,490 | 1,404 | 1,218 | 1,318 | 204 | 483 | 39 | 12 | 27 | 84 | 131 | 26 | 4,378 | 32 | 1,461 | |
| | | Total Non-Trial Dispositions | 1,487 | 1,400 | 1,214 | 1,316 | 200 | 483 | 39 | 12 | 27 | 84 | 131 | 26 | 4,367 | 32 | 1,438 | |
| | | Total Bench Trial Dispositions | 3 | 2 | 4 | 2 | 4 | 0 | 0 | 0 | 0 | 0 | 0 | 0 | 11 | 0 | 19 | |
| | | Total Jury Trial Dispositions | 0 | 2 | 0 | 0 | 0 | 0 | 0 | 0 | 0 | 0 | 0 | 0 | 0 | 0 | 4 | |
| 1st Judicial District | Carson City | Carson City District Court | New Filings (cases) | 22 | 31 | 16 | 38 | 14 | 4 | 0 | 0 | 1 | 1 | 0 | 1 | 56 | 0 | 7 |
| | | Reopened (cases) | 5 | 17 | 10 | 0 | 4 | 2 | 0 | 0 | 0 | 0 | 0 | 0 | 0 | 0 | 0 | 0 |
| | | Grand Total Dispositions | 18 | 33 | 18 | 16 | 8 | 4 | 0 | 0 | 0 | 2 | 0 | 0 | 19 | 0 | 4 | |
| | | Total Non-Trial Dispositions | 16 | 30 | 15 | 14 | 5 | 4 | 0 | 0 | 0 | 2 | 0 | 0 | 16 | 0 | 4 | |
| | | Total Bench Trial Dispositions | 2 | 2 | 3 | 2 | 3 | 0 | 0 | 0 | 0 | 0 | 0 | 0 | 3 | 0 | 0 | |
| | | Total Jury Trial Dispositions | 0 | 1 | 0 | 0 | 0 | 0 | 0 | 0 | 0 | 0 | 0 | 0 | 0 | 0 | 0 | |
| | Storey County | Storey County District Court | New Filings (cases) | 2 | 2 | 1 | 4 | 0 | 0 | 0 | 0 | 0 | 1 | 0 | 0 | 0 | 0 | 1 |
| | | Reopened (cases) | 0 | 0 | 0 | 1 | 0 | 0 | 0 | 0 | 0 | 0 | 0 | 0 | 0 | 0 | 1 | |
| | | Grand Total Dispositions | 3 | 7 | 0 | 4 | 0 | 1 | 0 | 0 | 0 | 0 | 0 | 0 | 2 | 0 | 2 | |
| | | Total Non-Trial Dispositions | 3 | 7 | 0 | 4 | 0 | 1 | 0 | 0 | 0 | 0 | 0 | 0 | 2 | 0 | 2 | |
| | | Total Bench Trial Dispositions | 0 | 0 | 0 | 0 | 0 | 0 | 0 | 0 | 0 | 0 | 0 | 0 | 0 | 0 | 0 | |
| | | Total Jury Trial Dispositions | 0 | 0 | 0 | 0 | 0 | 0 | 0 | 0 | 0 | 0 | 0 | 0 | 0 | 0 | 0 | |
| 2nd Judicial District | Washoe County | Washoe County District Court | New Filings (cases) | 169 | 179 | 199 | 221 | 68 | 129 | 5 | 3 | 1 | 6 | 3 | 5 | 150 | 4 | 71 |
| | | Reopened (cases) | 2 | 2 | 1 | 0 | 1 | 2 | 0 | 0 | 0 | 0 | 0 | 0 | 44 | 2 | 10 | |
| | | Grand Total Dispositions | 246 | 304 | 313 | 230 | 47 | 147 | 3 | 2 | 0 | 9 | 2 | 0 | 104 | 3 | 32 | |
| | | Total Non-Trial Dispositions | 246 | 304 | 312 | 230 | 47 | 147 | 3 | 2 | 0 | 9 | 2 | 0 | 104 | 3 | 31 | |
| | | Total Bench Trial Dispositions | 0 | 0 | 1 | 0 | 0 | 0 | 0 | 0 | 0 | 0 | 0 | 0 | 0 | 0 | 1 | |
| | | Total Jury Trial Dispositions | 0 | 0 | 0 | 0 | 0 | 0 | 0 | 0 | 0 | 0 | 0 | 0 | 0 | 0 | 0 | |
| 3rd Judicial District | Lyon County | Lyon County District Court | New Filings (cases) | 26 | 23 | 25 | 42 | 16 | 5 | 0 | 0 | 0 | 1 | 0 | 0 | 61 | 0 | 8 |
| | | Reopened (cases) | 5 | 1 | 16 | 6 | 4 | 2 | 0 | 0 | 0 | 0 | 0 | 0 | 1 | 0 | 1 | |
| | | Grand Total Dispositions ^b | 52 | 39 | 42 | 66 | 22 | 18 | 0 | 0 | 0 | 2 | 0 | 0 | 67 | 0 | 20 | |
| | | Total Non-Trial Dispositions | 52 | 39 | 42 | 66 | 21 | 18 | 0 | 0 | 0 | 2 | 0 | 0 | 67 | 0 | 20 | |
| | | Total Bench Trial Dispositions | 0 | 0 | 0 | 0 | 1 | 0 | 0 | 0 | 0 | 0 | 0 | 0 | 0 | 0 | 0 | |
| | | Total Jury Trial Dispositions | 0 | 0 | 0 | 0 | 0 | 0 | 0 | 0 | 0 | 0 | 0 | 0 | 0 | 0 | 0 | |
| 4th Judicial District | Elko County | Elko County District Court | New Filings (cases) | 33 | 1 | 25 | 97 | 6 | 4 | 0 | 1 | 0 | 0 | 0 | 2 | 40 | 1 | 0 |
| | | Reopened (cases) | 27 | 2 | 6 | 1 | 2 | 0 | 0 | 0 | 0 | 0 | 0 | 0 | 1 | 1 | 0 | |
| | | Grand Total Dispositions | 59 | 6 | 35 | 102 | 8 | 9 | 0 | 0 | 0 | 0 | 0 | 0 | 45 | 2 | 0 | |
| | | Total Non-Trial Dispositions | 59 | 6 | 35 | 102 | 8 | 9 | 0 | 0 | 0 | 0 | 0 | 0 | 45 | 2 | 0 | |
| | | Total Bench Trial Dispositions | 0 | 0 | 0 | 0 | 0 | 0 | 0 | 0 | 0 | 0 | 0 | 0 | 0 | 0 | 0 | |
| | | Total Jury Trial Dispositions | 0 | 0 | 0 | 0 | 0 | 0 | 0 | 0 | 0 | 0 | 0 | 0 | 0 | 0 | 0 | |

^a Totals reflect aggregate information from the Nevada District Courts. Information contained herein may reflect non-standard reporting and is noted by subsequent footnotes.

^b Includes administrative case closures.

Source: Uniform System for Judicial Records, Nevada AOC, Court Statistics and Analysis Unit.

Table B2-2. Civil Caseload Processed by District Courts in Nevada, Fiscal Year 2025.

| District Court Civil Caseload, Probate, Construction Defect, and Contract (2 of 3) | | | | Probate | | | | | | Construction Defect | | Contract | | | | | | | |
|--|----------------------|-------------------------------------|--------------------------------|------------------------|------------------------|------------------------|-----------|----------------------------------|---------------|------------------------|---------------------------|----------------------------------|---------------------------|-------------------|-----------------------|------------------------|---------------------|----------------|--|
| | | | | Summary Administration | General Administration | Special Administration | Set Aside | Probate Trust/Conservatorship | Other Probate | Chapter 40 | Other Construction Defect | Uniform Commercial Code (UCC) | Building and Construction | Insurance Carrier | Commercial Instrument | Collection of Accounts | Employment Contract | Other Contract | |
| 5th Judicial District | Esmeralda County | Esmeralda County District Court | New Filings (cases) | 1 | 0 | 1 | 7 | 0 | 1 | 0 | 0 | 0 | 0 | 0 | 0 | 0 | 0 | 1 | |
| | | | Reopened (cases) | 0 | 0 | 0 | 0 | 0 | 0 | 0 | 0 | 0 | 0 | 0 | 0 | 0 | 0 | 0 | |
| | | | Grand Total Dispositions | 0 | 0 | 0 | 0 | 0 | 0 | 0 | 0 | 0 | 0 | 0 | 0 | 0 | 0 | 0 | |
| | | | Total Non-Trial Dispositions | 0 | 0 | 0 | 0 | 0 | 0 | 0 | 0 | 0 | 0 | 0 | 0 | 0 | 0 | 0 | |
| | | | Total Bench Trial Dispositions | 0 | 0 | 0 | 0 | 0 | 0 | 0 | 0 | 0 | 0 | 0 | 0 | 0 | 0 | 0 | |
| | | | Total Jury Trial Dispositions | 0 | 0 | 0 | 0 | 0 | 0 | 0 | 0 | 0 | 0 | 0 | 0 | 0 | 0 | 0 | |
| | Nye County | Nye County District Court | New Filings (cases) | 30 | 12 | 67 | 71 | 9 | 97 | 0 | 0 | 0 | 3 | 0 | 0 | 59 | 0 | 9 | |
| | | | Reopened (cases) | 14 | 11 | 44 | 2 | 1 | 21 | 0 | 0 | 0 | 0 | 0 | 0 | 0 | 0 | 1 | |
| | | | Grand Total Dispositions | 34 | 16 | 78 | 29 | 9 | 45 | 0 | 0 | 0 | 0 | 0 | 0 | 12 | 0 | 8 | |
| | | | Total Non-Trial Dispositions | 34 | 16 | 78 | 29 | 9 | 45 | 0 | 0 | 0 | 0 | 0 | 0 | 12 | 0 | 8 | |
| | | | Total Bench Trial Dispositions | 0 | 0 | 0 | 0 | 0 | 0 | 0 | 0 | 0 | 0 | 0 | 0 | 0 | 0 | 0 | |
| | | | Total Jury Trial Dispositions | 0 | 0 | 0 | 0 | 0 | 0 | 0 | 0 | 0 | 0 | 0 | 0 | 0 | 0 | 0 | |
| 6th Judicial District | Humboldt County | Humboldt County District Court | New Filings (cases) | 14 | 12 | 5 | 12 | 1 | 4 | 0 | 0 | 0 | 1 | 0 | 0 | 21 | 0 | 3 | |
| | | | Reopened (cases) | 0 | 1 | 0 | 0 | 0 | 0 | 0 | 0 | 0 | 0 | 0 | 0 | 0 | 0 | 0 | |
| | | | Grand Total Dispositions | 16 | 7 | 9 | 20 | 3 | 4 | 0 | 0 | 0 | 1 | 0 | 0 | 16 | 1 | 6 | |
| | | | Total Non-Trial Dispositions | 16 | 7 | 9 | 20 | 3 | 4 | 0 | 0 | 0 | 1 | 0 | 0 | 16 | 1 | 5 | |
| | | | Total Bench Trial Dispositions | 0 | 0 | 0 | 0 | 0 | 0 | 0 | 0 | 0 | 0 | 0 | 0 | 0 | 0 | 1 | |
| | | | Total Jury Trial Dispositions | 0 | 0 | 0 | 0 | 0 | 0 | 0 | 0 | 0 | 0 | 0 | 0 | 0 | 0 | 0 | |
| 7th Judicial District | Eureka County | Eureka County District Court | New Filings (cases) | 2 | 2 | 1 | 7 | 0 | 1 | 0 | 0 | 0 | 0 | 0 | 0 | 1 | 0 | 2 | |
| | | | Reopened (cases) | 0 | 0 | 0 | 0 | 0 | 0 | 0 | 0 | 0 | 0 | 0 | 0 | 0 | 0 | 0 | |
| | | | Grand Total Dispositions | 1 | 2 | 0 | 10 | 1 | 2 | 0 | 0 | 0 | 1 | 0 | 0 | 1 | 0 | 3 | |
| | | | Total Non-Trial Dispositions | 1 | 2 | 0 | 10 | 1 | 2 | 0 | 0 | 0 | 1 | 0 | 0 | 1 | 0 | 3 | |
| | | | Total Bench Trial Dispositions | 0 | 0 | 0 | 0 | 0 | 0 | 0 | 0 | 0 | 0 | 0 | 0 | 0 | 0 | 0 | |
| | | | Total Jury Trial Dispositions | 0 | 0 | 0 | 0 | 0 | 0 | 0 | 0 | 0 | 0 | 0 | 0 | 0 | 0 | 0 | |
| | Lincoln County | Lincoln County District Court | New Filings (cases) | 15 | 0 | 1 | 11 | 0 | 3 | 0 | 0 | 0 | 0 | 0 | 0 | 2 | 0 | 0 | |
| | | | Reopened (cases) | 0 | 0 | 0 | 0 | 0 | 0 | 0 | 0 | 0 | 0 | 0 | 0 | 0 | 0 | 0 | |
| | | | Grand Total Dispositions | 10 | 3 | 1 | 8 | 0 | 3 | 0 | 0 | 0 | 0 | 0 | 0 | 1 | 0 | 1 | |
| | | | Total Non-Trial Dispositions | 10 | 3 | 1 | 8 | 0 | 3 | 0 | 0 | 0 | 0 | 0 | 0 | 1 | 0 | 1 | |
| | | | Total Bench Trial Dispositions | 0 | 0 | 0 | 0 | 0 | 0 | 0 | 0 | 0 | 0 | 0 | 0 | 0 | 0 | 0 | |
| | | | Total Jury Trial Dispositions | 0 | 0 | 0 | 0 | 0 | 0 | 0 | 0 | 0 | 0 | 0 | 0 | 0 | 0 | 0 | |
| | White Pine County | White Pine County District Court | New Filings (cases) | 13 | 3 | 3 | 11 | 1 | 6 | 0 | 0 | 0 | 0 | 0 | 0 | 14 | 0 | 1 | |
| | | | Reopened (cases) | 0 | 0 | 0 | 1 | 0 | 1 | 0 | 0 | 0 | 0 | 0 | 0 | 0 | 0 | 0 | |
| | | | Grand Total Dispositions | 11 | 3 | 5 | 13 | 0 | 6 | 0 | 0 | 0 | 0 | 0 | 0 | 9 | 0 | 1 | |
| Total Non-Trial Dispositions | | | 11 | 3 | 5 | 13 | 0 | 6 | 0 | 0 | 0 | 0 | 0 | 0 | 9 | 0 | 1 | | |
| Total Bench Trial Dispositions | | | 0 | 0 | 0 | 0 | 0 | 0 | 0 | 0 | 0 | 0 | 0 | 0 | 0 | 0 | 0 | | |
| Total Jury Trial Dispositions | 0 | 0 | 0 | 0 | 0 | 0 | 0 | 0 | 0 | 0 | 0 | 0 | 0 | 0 | 0 | | | | |

Source: Uniform System for Judicial Records, Nevada AOC, Court Statistics and Analysis Unit.

Table B2-2. Civil Caseload Processed by District Courts in Nevada, Fiscal Year 2025.

| District Court Civil Caseload, Probate, Construction Defect, and Contract (3 of 3) | | | | Probate | | | | | | Construction Defect | | Contract | | | | | | |
|--|------------------|------------------------------------|--------------------------------|------------------------|------------------------|------------------------|-----------|----------------------------------|---------------|------------------------|---------------------------|----------------------------------|---------------------------|-------------------|-----------------------|------------------------|---------------------|----------------|
| | | | | Summary Administration | General Administration | Special Administration | Set Aside | Probate Trust/Conservatorship | Other Probate | Chapter 40 | Other Construction Defect | Uniform Commercial Code (UCC) | Building and Construction | Insurance Carrier | Commercial Instrument | Collection of Accounts | Employment Contract | Other Contract |
| 8th Judicial District | Clark County | Clark County District Court | New Filings (cases) | 778 | 866 | 1,098 | 900 | 236 | 398 | 25 | 6 | 24 | 61 | 126 | 13 | 4,347 | 28 | 1,219 |
| | | | Reopened (cases) | 256 | 266 | 126 | 42 | 9 | 15 | 1 | 0 | 1 | 6 | 10 | 2 | 153 | 3 | 89 |
| | | | Grand Total Dispositions | 907 | 829 | 593 | 712 | 91 | 215 | 36 | 3 | 27 | 66 | 129 | 26 | 4,081 | 25 | 1,330 |
| | | | Total Non-Trial Dispositions | 906 | 828 | 593 | 712 | 91 | 215 | 36 | 3 | 27 | 66 | 129 | 26 | 4,074 | 25 | 1,310 |
| | | | Total Bench Trial Dispositions | 1 | 0 | 0 | 0 | 0 | 0 | 0 | 0 | 0 | 0 | 0 | 0 | 7 | 0 | 16 |
| 9th Judicial District | Douglas County | Douglas County District Court | New Filings (cases) | 24 | 36 | 41 | 34 | 7 | 12 | 0 | 3 | 1 | 3 | 1 | 0 | 0 | 0 | 58 |
| | | | Reopened (cases) | 19 | 83 | 33 | 1 | 5 | 12 | 0 | 0 | 0 | 0 | 0 | 0 | 0 | 0 | 4 |
| | | | Grand Total Dispositions | 41 | 114 | 63 | 37 | 13 | 20 | 0 | 5 | 0 | 2 | 0 | 0 | 0 | 0 | 45 |
| | | | Total Non-Trial Dispositions | 41 | 114 | 63 | 37 | 13 | 20 | 0 | 5 | 0 | 2 | 0 | 0 | 0 | 0 | 44 |
| | | | Total Bench Trial Dispositions | 0 | 0 | 0 | 0 | 0 | 0 | 0 | 0 | 0 | 0 | 0 | 0 | 0 | 0 | 1 |
| 10th Judicial District | Churchill County | Churchill County District Court | New Filings (cases) | 21 | 14 | 20 | 47 | 2 | 3 | 0 | 1 | 1 | 0 | 0 | 0 | 31 | 1 | 4 |
| | | | Reopened (cases) | 48 | 19 | 21 | 5 | 1 | 1 | 0 | 0 | 0 | 0 | 0 | 0 | 0 | 0 | 0 |
| | | | Grand Total Dispositions | 71 | 31 | 41 | 46 | 2 | 3 | 0 | 1 | 0 | 1 | 0 | 0 | 16 | 1 | 6 |
| | | | Total Non-Trial Dispositions | 71 | 31 | 41 | 46 | 2 | 3 | 0 | 1 | 0 | 1 | 0 | 0 | 16 | 1 | 6 |
| | | | Total Bench Trial Dispositions | 0 | 0 | 0 | 0 | 0 | 0 | 0 | 0 | 0 | 0 | 0 | 0 | 0 | 0 | 0 |
| 11th Judicial District | Lander County | Lander County District Court | New Filings (cases) | 2 | 0 | 0 | 5 | 0 | 0 | 0 | 0 | 0 | 0 | 0 | 0 | 0 | 0 | 0 |
| | | | Reopened (cases) | 1 | 0 | 1 | 0 | 0 | 1 | 0 | 0 | 0 | 0 | 0 | 0 | 1 | 0 | 0 |
| | | | Grand Total Dispositions | 5 | 2 | 2 | 3 | 0 | 1 | 0 | 1 | 0 | 0 | 0 | 0 | 5 | 0 | 3 |
| | | | Total Non-Trial Dispositions | 5 | 2 | 2 | 3 | 0 | 1 | 0 | 1 | 0 | 0 | 0 | 0 | 4 | 0 | 3 |
| | | | Total Bench Trial Dispositions | 0 | 0 | 0 | 0 | 0 | 0 | 0 | 0 | 0 | 0 | 0 | 0 | 1 | 0 | 0 |
| | Mineral County | Mineral County District Court | New Filings (cases) | 1 | 2 | 1 | 4 | 0 | 2 | 0 | 0 | 0 | 0 | 0 | 0 | 0 | 0 | 0 |
| | | | Reopened (cases) | 3 | 2 | 5 | 1 | 1 | 0 | 0 | 0 | 0 | 0 | 0 | 0 | 0 | 0 | 0 |
| | | | Grand Total Dispositions | 4 | 5 | 5 | 6 | 0 | 1 | 0 | 0 | 0 | 0 | 0 | 0 | 0 | 0 | 0 |
| | | | Total Non-Trial Dispositions | 4 | 5 | 5 | 6 | 0 | 1 | 0 | 0 | 0 | 0 | 0 | 0 | 0 | 0 | 0 |
| | | | Total Bench Trial Dispositions | 0 | 0 | 0 | 0 | 0 | 0 | 0 | 0 | 0 | 0 | 0 | 0 | 0 | 0 | 0 |
| | Pershing County | Pershing County District Court | New Filings (cases) | 9 | 3 | 4 | 24 | 0 | 2 | 0 | 0 | 0 | 0 | 0 | 0 | 0 | 0 | 1 |
| | | | Reopened (cases) | 4 | 0 | 6 | 0 | 0 | 0 | 0 | 0 | 0 | 0 | 0 | 0 | 0 | 0 | 1 |
| | | | Grand Total Dispositions | 12 | 3 | 13 | 16 | 0 | 4 | 0 | 0 | 0 | 0 | 0 | 0 | 0 | 0 | 0 |
| | | | Total Non-Trial Dispositions | 12 | 3 | 13 | 16 | 0 | 4 | 0 | 0 | 0 | 0 | 0 | 0 | 0 | 0 | 0 |
| | | | Total Bench Trial Dispositions | 0 | 0 | 0 | 0 | 0 | 0 | 0 | 0 | 0 | 0 | 0 | 0 | 0 | 0 | 0 |
| | Pershing County | Pershing County District Court | Total Jury Trial Dispositions | 0 | 0 | 0 | 0 | 0 | 0 | 0 | 0 | 0 | 0 | 0 | 0 | 0 | 0 | 0 |

Source: Uniform System for Judicial Records, Nevada AOC, Court Statistics and Analysis Unit.

Table B2-2. Civil Caseload Processed by District Courts in Nevada, Fiscal Year 2025.

| District Court Civil Caseload, Judicial Review/Appeal, Civil Writ, and Other Civil (1 of 3) | | | | Judicial Review/Appeal | | | | | | | Civil Writ | | | | | Other Civil | | |
|---|------------------------------|---------------------------------------|--|--------------------------|-------------------|------------------------------------|------------------------------|---|-------------------------|------------------------------|-----------------------|------------------|----------------------|---------------------|------------------|-----------------------------|------------------|---------------------|
| | | | | Petition to Seal Records | Mental Competency | Department of Motor Vehicle Appeal | Worker's Compensation Appeal | Other Nevada State Agency Appeal ^b | Appeal from Lower Court | Other Judicial Review/Appeal | Writ of Habeas Corpus | Writ of Mandamus | Writ of Quo Warranto | Writ of Prohibition | Other Civil Writ | Compromise of Minor's Claim | Foreign Judgment | Other Civil Matters |
| Totals^a | Nevada District Courts | New Filings (cases) | | 1,409 | 218 | 4 | 159 | 166 | 1,212 | 181 | 378 | 70 | 3 | 0 | 30 | 2,914 | 397 | 4,364 |
| | | Reopened (cases) | | 27 | 2 | 1 | 13 | 13 | 70 | 14 | 35 | 7 | 0 | 0 | 3 | 276 | 29 | 474 |
| | | Grand Total Dispositions | | 1,484 | 172 | 4 | 131 | 151 | 1,314 | 211 | 474 | 107 | 1 | 0 | 16 | 3,084 | 428 | 4,235 |
| | | Total Non-Trial Dispositions | | 1,483 | 172 | 4 | 130 | 151 | 1,314 | 208 | 471 | 106 | 1 | 0 | 15 | 3,080 | 427 | 4,207 |
| | | Total Bench Trial Dispositions | | 1 | 0 | 0 | 1 | 0 | 0 | 3 | 3 | 1 | 0 | 0 | 1 | 4 | 1 | 22 |
| | | Total Jury Trial Dispositions | | 0 | 0 | 0 | 0 | 0 | 0 | 0 | 0 | 0 | 0 | 0 | 0 | 0 | 0 | 6 |
| 1st Judicial District | Carson City District Court | New Filings (cases) | | 11 | 0 | 0 | 9 | 16 | 12 | 12 | 0 | 1 | 0 | 0 | 0 | 11 | 2 | 80 |
| | | Reopened (cases) | | 0 | 0 | 0 | 0 | 1 | 0 | 0 | 0 | 0 | 0 | 0 | 0 | 4 | 0 | 4 |
| | | Grand Total Dispositions | | 9 | 0 | 0 | 3 | 7 | 7 | 11 | 0 | 0 | 0 | 0 | 0 | 12 | 1 | 40 |
| | | Total Non-Trial Dispositions | | 8 | 0 | 0 | 3 | 7 | 7 | 9 | 0 | 0 | 0 | 0 | 0 | 8 | 1 | 34 |
| | | Total Bench Trial Dispositions | | 1 | 0 | 0 | 0 | 0 | 0 | 2 | 0 | 0 | 0 | 0 | 0 | 4 | 0 | 6 |
| | | Total Jury Trial Dispositions | | 0 | 0 | 0 | 0 | 0 | 0 | 0 | 0 | 0 | 0 | 0 | 0 | 0 | 0 | 0 |
| | Storey County District Court | New Filings (cases) | | 0 | 0 | 0 | 0 | 0 | 0 | 2 | 0 | 1 | 0 | 0 | 0 | 0 | 0 | 4 |
| | | Reopened (cases) | | 0 | 0 | 0 | 0 | 0 | 0 | 0 | 0 | 0 | 0 | 0 | 0 | 0 | 0 | 1 |
| | | Grand Total Dispositions | | 0 | 0 | 0 | 0 | 0 | 0 | 1 | 0 | 1 | 0 | 0 | 0 | 0 | 0 | 2 |
| | | Total Non-Trial Dispositions | | 0 | 0 | 0 | 0 | 0 | 0 | 1 | 0 | 1 | 0 | 0 | 0 | 0 | 0 | 2 |
| | | Total Bench Trial Dispositions | | 0 | 0 | 0 | 0 | 0 | 0 | 0 | 0 | 0 | 0 | 0 | 0 | 0 | 0 | 0 |
| | | Total Jury Trial Dispositions | | 0 | 0 | 0 | 0 | 0 | 0 | 0 | 0 | 0 | 0 | 0 | 0 | 0 | 0 | 0 |
| 2nd Judicial District | Washoe County District Court | New Filings (cases) | | 87 | 153 | 0 | 0 | 6 | 23 | 33 | 2 | 5 | 0 | 0 | 4 | 171 | 36 | 1,564 |
| | | Reopened (cases) | | 6 | 0 | 0 | 1 | 2 | 2 | 2 | 1 | 2 | 0 | 0 | 2 | 3 | 0 | 344 |
| | | Grand Total Dispositions | | 65 | 118 | 0 | 6 | 11 | 22 | 39 | 3 | 5 | 0 | 0 | 2 | 189 | 35 | 1,459 |
| | | Total Non-Trial Dispositions | | 65 | 118 | 0 | 6 | 11 | 22 | 39 | 3 | 4 | 0 | 0 | 2 | 189 | 35 | 1,459 |
| | | Total Bench Trial Dispositions | | 0 | 0 | 0 | 0 | 0 | 0 | 0 | 0 | 1 | 0 | 0 | 0 | 0 | 0 | 0 |
| | | Total Jury Trial Dispositions | | 0 | 0 | 0 | 0 | 0 | 0 | 0 | 0 | 0 | 0 | 0 | 0 | 0 | 0 | 0 |
| 3rd Judicial District | Lyon County District Court | New Filings (cases) | | 3 | 0 | 0 | 1 | 4 | 4 | 2 | 2 | 1 | 0 | 0 | 0 | 5 | 2 | 52 |
| | | Reopened (cases) | | 0 | 0 | 0 | 0 | 0 | 0 | 0 | 0 | 0 | 0 | 0 | 0 | 4 | 0 | 2 |
| | | Grand Total Dispositions ^c | | 5 | 0 | 0 | 0 | 4 | 5 | 2 | 5 | 2 | 0 | 0 | 1 | 9 | 13 | 70 |
| | | Total Non-Trial Dispositions | | 5 | 0 | 0 | 0 | 4 | 5 | 2 | 4 | 2 | 0 | 0 | 1 | 9 | 13 | 70 |
| | | Total Bench Trial Dispositions | | 0 | 0 | 0 | 0 | 0 | 0 | 0 | 1 | 0 | 0 | 0 | 0 | 0 | 0 | 0 |
| | | Total Jury Trial Dispositions | | 0 | 0 | 0 | 0 | 0 | 0 | 0 | 0 | 0 | 0 | 0 | 0 | 0 | 0 | 0 |
| 4th Judicial District | Elko County District Court | New Filings (cases) | | 17 | 23 | 0 | 8 | 1 | 5 | 3 | 14 | 1 | 0 | 0 | 2 | 13 | 2 | 47 |
| | | Reopened (cases) | | 0 | 0 | 0 | 0 | 0 | 0 | 0 | 0 | 0 | 0 | 0 | 0 | 0 | 0 | 0 |
| | | Grand Total Dispositions | | 7 | 17 | 0 | 0 | 1 | 10 | 1 | 22 | 1 | 0 | 0 | 1 | 11 | 0 | 30 |
| | | Total Non-Trial Dispositions | | 7 | 17 | 0 | 0 | 1 | 10 | 1 | 22 | 1 | 0 | 0 | 1 | 11 | 0 | 30 |
| | | Total Bench Trial Dispositions | | 0 | 0 | 0 | 0 | 0 | 0 | 0 | 0 | 0 | 0 | 0 | 0 | 0 | 0 | 0 |
| | | Total Jury Trial Dispositions | | 0 | 0 | 0 | 0 | 0 | 0 | 0 | 0 | 0 | 0 | 0 | 0 | 0 | 0 | 0 |

^a Totals reflect aggregate information from the Nevada District Courts. Information contained herein may reflect non-standard reporting and is noted by subsequent footnotes.

^b May include State Engineer Appeal/ Water Law case information.

^c Includes administrative case closures.

Source: Uniform System for Judicial Records, Nevada AOC, Court Statistics and Analysis Unit.

Table B2-2. Civil Caseload Processed by District Courts in Nevada, Fiscal Year 2025.

| District Court Civil Caseload, Judicial Review/Appeal, Civil Writ, and Other Civil (2 of 3) | | | | Judicial Review/Appeal | | | | | | | Civil Writ | | | | | Other Civil | | |
|---|----------------------------------|--------------------------------|---|--------------------------|-------------------|------------------------------------|------------------------------|---|-------------------------|------------------------------|-----------------------|------------------|----------------------|---------------------|------------------|-----------------------------|------------------|---------------------|
| | | | | Petition to Seal Records | Mental Competency | Department of Motor Vehicle Appeal | Worker's Compensation Appeal | Other Nevada State Agency Appeal ^b | Appeal from Lower Court | Other Judicial Review/Appeal | Writ of Habeas Corpus | Writ of Mandamus | Writ of Quo Warranto | Writ of Prohibition | Other Civil Writ | Compromise of Minor's Claim | Foreign Judgment | Other Civil Matters |
| 5th Judicial District | Esmeralda County District Court | New Filings (cases) | 0 | 0 | 0 | 0 | 0 | 0 | 0 | 0 | 0 | 0 | 0 | 0 | 0 | 0 | 0 | 1 |
| | | Reopened (cases) | 0 | 0 | 0 | 0 | 0 | 0 | 0 | 0 | 0 | 0 | 0 | 0 | 0 | 0 | 0 | 0 |
| | | Grand Total Dispositions | 0 | 0 | 0 | 0 | 0 | 0 | 0 | 0 | 0 | 0 | 0 | 0 | 0 | 0 | 0 | 0 |
| | | Total Non-Trial Dispositions | 0 | 0 | 0 | 0 | 0 | 0 | 0 | 0 | 0 | 0 | 0 | 0 | 0 | 0 | 0 | 0 |
| | | Total Bench Trial Dispositions | 0 | 0 | 0 | 0 | 0 | 0 | 0 | 0 | 0 | 0 | 0 | 0 | 0 | 0 | 0 | 0 |
| | | Total Jury Trial Dispositions | 0 | 0 | 0 | 0 | 0 | 0 | 0 | 0 | 0 | 0 | 0 | 0 | 0 | 0 | 0 | 0 |
| | Nye County District Court | New Filings (cases) | 5 | 0 | 0 | 0 | 0 | 5 | 5 | 0 | 2 | 0 | 0 | 0 | 0 | 11 | 3 | 49 |
| | | Reopened (cases) | 0 | 0 | 0 | 0 | 0 | 0 | 0 | 0 | 0 | 0 | 0 | 0 | 0 | 0 | 0 | 0 |
| | | Grand Total Dispositions | 3 | 0 | 0 | 0 | 0 | 0 | 1 | 0 | 4 | 0 | 0 | 0 | 0 | 5 | 0 | 16 |
| | | Total Non-Trial Dispositions | 3 | 0 | 0 | 0 | 0 | 0 | 1 | 0 | 4 | 0 | 0 | 0 | 0 | 5 | 0 | 16 |
| | | Total Bench Trial Dispositions | 0 | 0 | 0 | 0 | 0 | 0 | 0 | 0 | 0 | 0 | 0 | 0 | 0 | 0 | 0 | 0 |
| | | Total Jury Trial Dispositions | 0 | 0 | 0 | 0 | 0 | 0 | 0 | 0 | 0 | 0 | 0 | 0 | 0 | 0 | 0 | 0 |
| 6th Judicial District | Humboldt County District Court | New Filings (cases) | 2 | 11 | 0 | 0 | 0 | 0 | 1 | 1 | 5 | 0 | 0 | 0 | 1 | 2 | 0 | 15 |
| | | Reopened (cases) | 0 | 1 | 0 | 0 | 0 | 0 | 0 | 0 | 0 | 0 | 0 | 0 | 0 | 0 | 0 | 0 |
| | | Grand Total Dispositions | 1 | 11 | 0 | 0 | 0 | 0 | 2 | 1 | 3 | 0 | 0 | 0 | 0 | 2 | 4 | 14 |
| | | Total Non-Trial Dispositions | 1 | 11 | 0 | 0 | 0 | 0 | 2 | 1 | 3 | 0 | 0 | 0 | 0 | 2 | 4 | 12 |
| | | Total Bench Trial Dispositions | 0 | 0 | 0 | 0 | 0 | 0 | 0 | 0 | 0 | 0 | 0 | 0 | 0 | 0 | 0 | 1 |
| | | Total Jury Trial Dispositions | 0 | 0 | 0 | 0 | 0 | 0 | 0 | 0 | 0 | 0 | 0 | 0 | 0 | 0 | 0 | 1 |
| 7th Judicial District | Eureka County District Court | New Filings (cases) | 0 | 0 | 0 | 0 | 0 | 0 | 0 | 0 | 0 | 0 | 0 | 0 | 0 | 0 | 0 | 1 |
| | | Reopened (cases) | 0 | 0 | 0 | 0 | 0 | 0 | 0 | 0 | 0 | 0 | 0 | 0 | 0 | 1 | 0 | 0 |
| | | Grand Total Dispositions | 0 | 0 | 0 | 0 | 0 | 0 | 0 | 0 | 0 | 0 | 0 | 0 | 0 | 2 | 0 | 3 |
| | | Total Non-Trial Dispositions | 0 | 0 | 0 | 0 | 0 | 0 | 0 | 0 | 0 | 0 | 0 | 0 | 0 | 2 | 0 | 3 |
| | | Total Bench Trial Dispositions | 0 | 0 | 0 | 0 | 0 | 0 | 0 | 0 | 0 | 0 | 0 | 0 | 0 | 0 | 0 | 0 |
| | | Total Jury Trial Dispositions | 0 | 0 | 0 | 0 | 0 | 0 | 0 | 0 | 0 | 0 | 0 | 0 | 0 | 0 | 0 | 0 |
| | Lincoln County District Court | New Filings (cases) | 1 | 0 | 0 | 0 | 0 | 8 | 1 | 4 | 0 | 0 | 0 | 0 | 0 | 0 | 1 | 3 |
| | | Reopened (cases) | 0 | 0 | 0 | 0 | 0 | 0 | 0 | 0 | 0 | 0 | 0 | 0 | 0 | 0 | 1 | 0 |
| | | Grand Total Dispositions | 1 | 0 | 0 | 0 | 0 | 5 | 1 | 3 | 0 | 0 | 0 | 0 | 0 | 0 | 1 | 2 |
| | | Total Non-Trial Dispositions | 1 | 0 | 0 | 0 | 0 | 5 | 1 | 3 | 0 | 0 | 0 | 0 | 0 | 0 | 1 | 2 |
| | | Total Bench Trial Dispositions | 0 | 0 | 0 | 0 | 0 | 0 | 0 | 0 | 0 | 0 | 0 | 0 | 0 | 0 | 0 | 0 |
| | | Total Jury Trial Dispositions | 0 | 0 | 0 | 0 | 0 | 0 | 0 | 0 | 0 | 0 | 0 | 0 | 0 | 0 | 0 | 0 |
| | White Pine County District Court | New Filings (cases) | 4 | 6 | 0 | 0 | 0 | 0 | 0 | 37 | 0 | 0 | 0 | 0 | 0 | 0 | 0 | 10 |
| | | Reopened (cases) | 0 | 0 | 0 | 0 | 0 | 0 | 0 | 1 | 0 | 0 | 0 | 0 | 0 | 0 | 4 | 0 |
| | | Grand Total Dispositions | 4 | 3 | 0 | 0 | 1 | 3 | 0 | 30 | 0 | 0 | 0 | 0 | 0 | 0 | 4 | 12 |
| | | Total Non-Trial Dispositions | 4 | 3 | 0 | 0 | 1 | 3 | 0 | 30 | 0 | 0 | 0 | 0 | 0 | 0 | 4 | 12 |
| | | Total Bench Trial Dispositions | 0 | 0 | 0 | 0 | 0 | 0 | 0 | 0 | 0 | 0 | 0 | 0 | 0 | 0 | 0 | 0 |
| | | Total Jury Trial Dispositions | 0 | 0 | 0 | 0 | 0 | 0 | 0 | 0 | 0 | 0 | 0 | 0 | 0 | 0 | 0 | 0 |

^b May include State Engineer Appeal/ Water Law case information.

Source: Uniform System for Judicial Records, Nevada AOC, Court Statistics and Analysis Unit.

Table B2-2. Civil Caseload Processed by District Courts in Nevada, Fiscal Year 2025.

| District Court Civil Caseload, Judicial Review/Appeal, Civil Writ, and Other Civil (3 of 3) | | | | Judicial Review/Appeal | | | | | | | Civil Writ | | | | | Other Civil | | |
|---|------------------|---------------------------------|---------------------|--------------------------|-------------------|------------------------------------|------------------------------|---|-------------------------|------------------------------|-----------------------|------------------|----------------------|---------------------|------------------|-----------------------------|------------------|---------------------|
| | | | | Petition to Seal Records | Mental Competency | Department of Motor Vehicle Appeal | Worker's Compensation Appeal | Other Nevada State Agency Appeal ^a | Appeal from Lower Court | Other Judicial Review/Appeal | Writ of Habeas Corpus | Writ of Mandamus | Writ of Quo Warranto | Writ of Prohibition | Other Civil Writ | Compromise of Minor's Claim | Foreign Judgment | Other Civil Matters |
| 8th Judicial District | Clark County | Clark County District Court | New Filings (cases) | 1,261 | 0 | 4 | 141 | 138 | 1,143 | 116 | 303 | 51 | 2 | 0 | 22 | 2,690 | 346 | 2,408 |
| | | Reopened (cases) | 21 | 0 | 1 | 12 | 9 | 68 | 12 | 25 | 3 | 0 | 0 | 1 | 260 | 23 | 114 | |
| | | Grand Total Dispositions | 1,378 | 0 | 4 | 121 | 123 | 1,252 | 147 | 390 | 85 | 1 | 0 | 12 | 2,844 | 366 | 2,455 | |
| | | Total Non-Trial Dispositions | 1,378 | 0 | 4 | 120 | 123 | 1,252 | 146 | 388 | 85 | 1 | 0 | 11 | 2,844 | 365 | 2,435 | |
| | | Total Bench Trial Dispositions | 0 | 0 | 0 | 1 | 0 | 0 | 1 | 2 | 0 | 0 | 0 | 1 | 0 | 1 | 15 | |
| | | Total Jury Trial Dispositions | 0 | 0 | 0 | 0 | 0 | 0 | 0 | 0 | 0 | 0 | 0 | 0 | 0 | 0 | 5 | |
| 9th Judicial District | Douglas County | Douglas County District Court | New Filings (cases) | 13 | 2 | 0 | 0 | 1 | 12 | 6 | 2 | 1 | 1 | 0 | 0 | 5 | 4 | 38 |
| | | Reopened (cases) | 0 | 0 | 0 | 0 | 1 | 0 | 0 | 2 | 1 | 0 | 0 | 0 | 1 | 1 | 8 | |
| | | Grand Total Dispositions | 6 | 1 | 0 | 0 | 3 | 7 | 6 | 5 | 2 | 0 | 0 | 0 | 6 | 3 | 38 | |
| | | Total Non-Trial Dispositions | 6 | 1 | 0 | 0 | 3 | 7 | 6 | 5 | 2 | 0 | 0 | 0 | 6 | 3 | 38 | |
| | | Total Bench Trial Dispositions | 0 | 0 | 0 | 0 | 0 | 0 | 0 | 0 | 0 | 0 | 0 | 0 | 0 | 0 | 0 | |
| | | Total Jury Trial Dispositions | 0 | 0 | 0 | 0 | 0 | 0 | 0 | 0 | 0 | 0 | 0 | 0 | 0 | 0 | 0 | |
| 10th Judicial District | Churchill County | Churchill County District Court | New Filings (cases) | 4 | 17 | 0 | 0 | 0 | 0 | 0 | 2 | 1 | 0 | 0 | 0 | 1 | 1 | 32 |
| | | Reopened (cases) | 0 | 0 | 0 | 0 | 0 | 0 | 0 | 0 | 0 | 0 | 0 | 0 | 1 | 0 | 0 | |
| | | Grand Total Dispositions | 4 | 19 | 0 | 1 | 0 | 3 | 0 | 2 | 1 | 0 | 0 | 0 | 3 | 1 | 19 | |
| | | Total Non-Trial Dispositions | 4 | 19 | 0 | 1 | 0 | 3 | 0 | 2 | 1 | 0 | 0 | 0 | 3 | 1 | 19 | |
| | | Total Bench Trial Dispositions | 0 | 0 | 0 | 0 | 0 | 0 | 0 | 0 | 0 | 0 | 0 | 0 | 0 | 0 | 0 | |
| | | Total Jury Trial Dispositions | 0 | 0 | 0 | 0 | 0 | 0 | 0 | 0 | 0 | 0 | 0 | 0 | 0 | 0 | 0 | |
| 11th Judicial District | Lander County | Lander County District Court | New Filings (cases) | 0 | 0 | 0 | 0 | 0 | 0 | 0 | 0 | 0 | 0 | 0 | 0 | 0 | 0 | 10 |
| | | Reopened (cases) | 0 | 0 | 0 | 0 | 0 | 0 | 0 | 0 | 0 | 0 | 0 | 0 | 1 | 0 | 0 | |
| | | Grand Total Dispositions | 0 | 0 | 0 | 0 | 0 | 0 | 0 | 0 | 0 | 0 | 0 | 0 | 0 | 0 | 14 | |
| | | Total Non-Trial Dispositions | 0 | 0 | 0 | 0 | 0 | 0 | 0 | 0 | 0 | 0 | 0 | 0 | 0 | 0 | 14 | |
| | | Total Bench Trial Dispositions | 0 | 0 | 0 | 0 | 0 | 0 | 0 | 0 | 0 | 0 | 0 | 0 | 0 | 0 | 0 | |
| | | Total Jury Trial Dispositions | 0 | 0 | 0 | 0 | 0 | 0 | 0 | 0 | 0 | 0 | 0 | 0 | 0 | 0 | 0 | |
| | Mineral County | Mineral County District Court | New Filings (cases) | 1 | 5 | 0 | 0 | 0 | 0 | 0 | 2 | 1 | 0 | 0 | 0 | 1 | 0 | 16 |
| | | Reopened (cases) | 0 | 1 | 0 | 0 | 0 | 0 | 0 | 2 | 1 | 0 | 0 | 0 | 1 | 0 | 1 | |
| | | Grand Total Dispositions | 1 | 2 | 0 | 0 | 0 | 0 | 0 | 2 | 1 | 0 | 0 | 0 | 1 | 0 | 13 | |
| | | Total Non-Trial Dispositions | 1 | 2 | 0 | 0 | 0 | 0 | 0 | 2 | 1 | 0 | 0 | 0 | 1 | 0 | 13 | |
| | | Total Bench Trial Dispositions | 0 | 0 | 0 | 0 | 0 | 0 | 0 | 0 | 0 | 0 | 0 | 0 | 0 | 0 | 0 | |
| | | Total Jury Trial Dispositions | 0 | 0 | 0 | 0 | 0 | 0 | 0 | 0 | 0 | 0 | 0 | 0 | 0 | 0 | 0 | |
| | Pershing County | Pershing County District Court | New Filings (cases) | 0 | 1 | 0 | 0 | 0 | 0 | 0 | 9 | 0 | 0 | 0 | 1 | 4 | 0 | 34 |
| | | Reopened (cases) | 0 | 0 | 0 | 0 | 0 | 0 | 0 | 4 | 0 | 0 | 0 | 0 | 0 | 0 | 0 | 0 |
| | | Grand Total Dispositions | 0 | 1 | 0 | 0 | 1 | 0 | 0 | 11 | 2 | 0 | 0 | 0 | 0 | 0 | 0 | 48 |
| Total Non-Trial Dispositions | | 0 | 1 | 0 | 0 | 1 | 0 | 0 | 11 | 2 | 0 | 0 | 0 | 0 | 0 | 0 | 48 | |
| Total Bench Trial Dispositions | | 0 | 0 | 0 | 0 | 0 | 0 | 0 | 0 | 0 | 0 | 0 | 0 | 0 | 0 | 0 | 0 | |
| Total Jury Trial Dispositions | 0 | 0 | 0 | 0 | 0 | 0 | 0 | 0 | 0 | 0 | 0 | 0 | 0 | 0 | 0 | 0 | | |

^b May include State Engineer Appeal/ Water Law case information.

Source: Uniform System for Judicial Records, Nevada AOC, Court Statistics and Analysis Unit.

Table B3. Family Caseload Processed by District Courts in Nevada, Fiscal Year 2025.

| District Court, Family Caseload (1 of 3) | | | | Domestic Relations Case | | | | | | | | | | | | | Mental Health Case | Guardianships Case | Totals |
|--|------------------------------|------------------------------|--------|-------------------------|-----------|--------------------------|-----------|-----------------------|------------|-----------------|---------------|--------------------------------|----------------------|--|-----------------------------|--------------------------|--------------------|--------------------|--------|
| | | | | Marriage Dissolution | Paternity | Visitation (Non-Divorce) | Adoptions | Custody (Non-Divorce) | Support | | | TPR ^a | | Protection Orders | | Other Domestic Relations | | | |
| | | | | | | | | | IV-D UIFSA | IV-D Intrastate | Other Support | State Initiated (TPR) Petition | Other (TPR) Petition | Request for Domestic Violence Protective Orders (TPOs) | High-Risk Protection Orders | | | | |
| Totals ^b | Nevada District Courts | New Filings (cases) | 15,850 | 3,605 | 115 | 1,107 | 858 | 1,086 | 2,830 | 12 | 124 | 421 | 11,682 | 13 | 3,792 | 7,745 | 2,943 | 52,183 | |
| | | Reopened (cases) | 4,435 | 2,141 | 20 | 71 | 663 | 1,242 | 1,364 | 28 | 2 | 37 | 122 | 1 | 275 | 5,786 | 1,618 | 17,805 | |
| | | Grand Total Dispositions | 19,326 | 5,566 | 121 | 1,144 | 998 | 1,862 | 7,155 | 22 | 87 | 439 | 11,532 | 14 | 3,759 | 12,973 | 4,487 | 69,485 | |
| | | Total Non-Trial Dispositions | 18,825 | 5,322 | 113 | 1,031 | 936 | 1,851 | 7,117 | 20 | 81 | 408 | 11,532 | 14 | 3,727 | 12,713 | 4,144 | 67,834 | |
| | | Total Trial Dispositions | 501 | 244 | 8 | 113 | 62 | 11 | 38 | 2 | 6 | 31 | 0 | 0 | 32 | 260 | 343 | 1,651 | |
| 1st Judicial District | Carson City District Court | New Filings (cases) | 287 | 5 | 0 | 43 | 79 | 42 | 31 | 0 | 35 | 18 | 118 | 0 | 84 | 123 | 88 | 953 | |
| | | Reopened (cases) | 98 | 3 | 0 | 11 | 56 | 50 | 59 | 16 | 2 | 0 | 4 | 0 | 2 | 0 | 87 | 388 | |
| | | Grand Total Dispositions | 293 | 3 | 0 | 49 | 78 | 72 | 76 | 13 | 15 | 11 | 75 | 0 | 65 | 80 | 132 | 962 | |
| | | Total Non-Trial Dispositions | 275 | 3 | 0 | 48 | 69 | 64 | 64 | 13 | 14 | 11 | 75 | 0 | 62 | 79 | 131 | 908 | |
| | | Total Trial Dispositions | 18 | 0 | 0 | 1 | 9 | 8 | 12 | 0 | 1 | 0 | 0 | 0 | 3 | 1 | 1 | 54 | |
| | Storey County District Court | New Filings (cases) | 17 | 0 | 0 | 1 | 1 | 0 | 1 | 0 | 0 | 0 | 4 | 1 | 5 | 0 | 2 | 32 | |
| | | Reopened (cases) | 0 | 0 | 0 | 0 | 0 | 0 | 0 | 0 | 0 | 0 | 0 | 0 | 0 | 0 | 3 | 3 | |
| | | Grand Total Dispositions | 13 | 0 | 0 | 2 | 0 | 0 | 0 | 0 | 1 | 0 | 2 | 0 | 4 | 0 | 5 | 27 | |
| | | Total Non-Trial Dispositions | 13 | 0 | 0 | 2 | 0 | 0 | 0 | 0 | 1 | 0 | 2 | 0 | 4 | 0 | 5 | 27 | |
| | | Total Trial Dispositions | 0 | 0 | 0 | 0 | 0 | 0 | 0 | 0 | 0 | 0 | 0 | 0 | 0 | 0 | 0 | 0 | |
| 2nd Judicial District | Washoe County District Court | New Filings (cases) | 1,937 | 14 | 19 | 170 | 554 | 486 ^c | (c) | 0 | 89 | 0 | 2,158 | 5 | 112 | 2,598 | 545 | 8,687 | |
| | | Reopened (cases) | 738 | 14 | 8 | 5 | 497 | 748 | | 1 | 0 | 4 | 77 | 1 | 1 | 0 | 94 | 2,188 | |
| | | Grand Total Dispositions | 2,015 | 19 | 23 | 151 | 567 | 519 | | 0 | 70 | 0 | 2,160 | 6 | 119 | 2,748 | 515 | 8,912 | |
| | | Total Non-Trial Dispositions | 1,971 | 18 | 18 | 72 | 526 | 519 | | 0 | 65 | 0 | 2,160 | 6 | 102 | 2,489 | 198 | 8,144 | |
| | | Total Trial Dispositions | 44 | 1 | 5 | 79 | 41 | 0 | | 0 | 5 | 0 | 0 | 0 | 17 | 259 | 317 | 768 | |
| 3rd Judicial District | Lyon County District Court | New Filings (cases) | 174 | 2 | 0 | 18 | 48 | 55 | 61 | 0 | 0 | 10 | 3 | 0 | 52 | 0 | 49 | 472 | |
| | | Reopened (cases) | 67 | 1 | 0 | 0 | 54 | 59 | 138 | 0 | 0 | 0 | 0 | 0 | 2 | 0 | 166 | 487 | |
| | | Grand Total Dispositions | 252 | 0 | 2 | 16 | 120 | 143 | 208 | 0 | 0 | 13 | 6 | 0 | 49 | 0 | 229 | 1,038 | |
| | | Total Non-Trial Dispositions | 246 | 0 | 2 | 16 | 117 | 143 | 208 | 0 | 0 | 13 | 6 | 0 | 49 | 0 | 229 | 1,029 | |
| | | Total Trial Dispositions | 6 | 0 | 0 | 0 | 3 | 0 | 0 | 0 | 0 | 0 | 0 | 0 | 0 | 0 | 0 | 9 | |
| 4th Judicial District | Elko County District Court | New Filings (cases) | 221 | 5 | 0 | 29 | 65 | 14 | 69 | 2 | 0 | 16 | 18 | 0 | 72 | 3 | 49 | 563 | |
| | | Reopened (cases) | 48 | 5 | 0 | 0 | 13 | 10 | 47 | 3 | 0 | 0 | 1 | 0 | 27 | 0 | 78 | 232 | |
| | | Grand Total Dispositions | 314 | 7 | 1 | 37 | 105 | 27 | 124 | 1 | 1 | 21 | 20 | 0 | 99 | 3 | 152 | 912 | |
| | | Total Non-Trial Dispositions | 314 | 7 | 1 | 37 | 105 | 27 | 124 | 1 | 1 | 21 | 20 | 0 | 99 | 3 | 152 | 912 | |
| | | Total Trial Dispositions | 0 | 0 | 0 | 0 | 0 | 0 | 0 | 0 | 0 | 0 | 0 | 0 | 0 | 0 | 0 | 0 | |

^a NRS Chapter 128 allows termination of parental rights through motion in existing juvenile child abuse and neglect cases (Table B4). These terminations through motion are not reported separately in these tables.

^b Totals reflect aggregate information from the Nevada District Courts. Information contained herein may reflect non-standard reporting and is noted by subsequent footnotes.

^c All IV-D matters reported in the IV-D UIFSA case type.

Source: Uniform System for Judicial Records, Nevada AOC, Court Statistics and Analysis Unit.

Table B3. Family Caseload Processed by District Courts in Nevada, Fiscal Year 2025.

| District Court, Family Caseload (2 of 3) | | | | Domestic Relations Case | | | | | | | | | | | | Mental Health Case | Guardianships Case | Totals | |
|--|-------------------|----------------------------------|------------------------------|-------------------------|-----------|--------------------------|-----------|-----------------------|------------|-----------------|---------------|--------------------------------|----------------------|--|-----------------------------|--------------------|--------------------|--------|--------------------------|
| | | | | Marriage Dissolution | Paternity | Visitation (Non-Divorce) | Adoptions | Custody (Non-Divorce) | Support | | | TPR ^a | | Protection Orders | | | | | Other Domestic Relations |
| | | | | | | | | | IV-D UIFSA | IV-D Intrastate | Other Support | State Initiated (TPR) Petition | Other (TPR) Petition | Request for Domestic Violence Protective Orders (TPOs) | High-Risk Protection Orders | | | | |
| 5th Judicial District | Esmeralda County | Esmeralda County District Court | New Filings (cases) | 1 | 0 | 0 | 0 | 0 | 0 | 0 | 0 | 0 | 0 | 0 | 0 | 0 | 2 | 0 | 3 |
| | | | Reopened (cases) | 0 | 0 | 0 | 0 | 0 | 0 | 0 | 0 | 0 | 0 | 0 | 0 | 0 | 0 | 0 | 0 |
| | | | Grand Total Dispositions | 0 | 0 | 0 | 0 | 0 | 0 | 0 | 0 | 0 | 0 | 0 | 0 | 0 | 0 | 0 | 0 |
| | | | Total Non-Trial Dispositions | 0 | 0 | 0 | 0 | 0 | 0 | 0 | 0 | 0 | 0 | 0 | 0 | 0 | 0 | 0 | 0 |
| | | | Total Trial Dispositions | 0 | 0 | 0 | 0 | 0 | 0 | 0 | 0 | 0 | 0 | 0 | 0 | 0 | 0 | 0 | 0 |
| | Nye County | Nye County District Court | New Filings (cases) | 219 | 3 | 1 | 8 | 38 | 93 | 7 | 4 | 0 | 6 | 0 | 0 | 42 | 1 | 41 | 463 |
| | | | Reopened (cases) | 28 | 0 | 0 | 0 | 5 | 0 | 0 | 0 | 0 | 0 | 0 | 0 | 1 | 0 | 40 | 74 |
| | | | Grand Total Dispositions | 152 | 3 | 0 | 5 | 17 | 0 | 0 | 0 | 0 | 2 | 0 | 0 | 27 | 1 | 42 | 249 |
| | | | Total Non-Trial Dispositions | 152 | 3 | 0 | 5 | 15 | 0 | 0 | 0 | 0 | 2 | 0 | 0 | 26 | 1 | 42 | 246 |
| | | | Total Trial Dispositions | 0 | 0 | 0 | 0 | 2 | 0 | 0 | 0 | 0 | 0 | 0 | 0 | 1 | 0 | 0 | 3 |
| 6th Judicial District | Humboldt County | Humboldt County District Court | New Filings (cases) | 198 | 3 | 0 | 9 | 15 | 3 | 45 | 1 | 0 | 8 | 27 | 0 | 24 | 0 | 16 | 349 |
| | | | Reopened (cases) | 16 | 1 | 0 | 0 | 1 | 5 | 38 | 5 | 0 | 0 | 1 | 0 | 0 | 0 | 0 | 67 |
| | | | Grand Total Dispositions | 191 | 2 | 0 | 9 | 14 | 4 | 43 | 4 | 0 | 10 | 21 | 0 | 16 | 0 | 22 | 336 |
| | | | Total Non-Trial Dispositions | 190 | 2 | 0 | 9 | 14 | 4 | 43 | 4 | 0 | 10 | 21 | 0 | 16 | 0 | 22 | 335 |
| | | | Total Trial Dispositions | 1 | 0 | 0 | 0 | 0 | 0 | 0 | 0 | 0 | 0 | 0 | 0 | 0 | 0 | 0 | 1 |
| 7th Judicial District | Eureka County | Eureka County District Court | New Filings (cases) | 2 | 0 | 0 | 0 | 0 | 0 | 0 | 0 | 0 | 0 | 0 | 0 | 3 | 0 | 3 | 8 |
| | | | Reopened (cases) | 0 | 0 | 0 | 0 | 0 | 0 | 0 | 0 | 0 | 0 | 0 | 0 | 0 | 0 | 0 | 0 |
| | | | Grand Total Dispositions | 4 | 0 | 0 | 0 | 3 | 0 | 0 | 0 | 0 | 0 | 0 | 1 | 3 | 0 | 5 | 16 |
| | | | Total Non-Trial Dispositions | 4 | 0 | 0 | 0 | 3 | 0 | 0 | 0 | 0 | 0 | 0 | 1 | 3 | 0 | 5 | 16 |
| | | | Total Trial Dispositions | 0 | 0 | 0 | 0 | 0 | 0 | 0 | 0 | 0 | 0 | 0 | 0 | 0 | 0 | 0 | 0 |
| | Lincoln County | Lincoln County District Court | New Filings (cases) | 13 | 0 | 0 | 2 | 3 | 1 | 2 | 0 | 0 | 1 | 0 | 0 | 0 | 0 | 6 | 28 |
| | | | Reopened (cases) | 2 | 0 | 0 | 0 | 0 | 0 | 0 | 0 | 0 | 0 | 0 | 0 | 0 | 0 | 0 | 2 |
| | | | Grand Total Dispositions | 14 | 0 | 0 | 1 | 1 | 0 | 0 | 0 | 0 | 0 | 0 | 0 | 0 | 0 | 0 | 16 |
| | | | Total Non-Trial Dispositions | 14 | 0 | 0 | 1 | 1 | 0 | 0 | 0 | 0 | 0 | 0 | 0 | 0 | 0 | 0 | 16 |
| | | | Total Trial Dispositions | 0 | 0 | 0 | 0 | 0 | 0 | 0 | 0 | 0 | 0 | 0 | 0 | 0 | 0 | 0 | 0 |
| | White Pine County | White Pine County District Court | New Filings (cases) | 31 | 0 | 0 | 3 | 9 | 0 | 7 | 0 | 0 | 4 | 0 | 0 | 0 | 11 | 7 | 72 |
| | | | Reopened (cases) | 11 | 0 | 0 | 0 | 7 | 2 | 4 | 0 | 0 | 1 | 0 | 0 | 0 | 0 | 7 | 32 |
| | | | Grand Total Dispositions | 40 | 1 | 0 | 2 | 14 | 4 | 11 | 0 | 0 | 3 | 0 | 0 | 0 | 8 | 16 | 99 |
| | | | Total Non-Trial Dispositions | 35 | 1 | 0 | 0 | 11 | 1 | 1 | 0 | 0 | 0 | 0 | 0 | 0 | 8 | 14 | 71 |
| | | | Total Trial Dispositions | 5 | 0 | 0 | 2 | 3 | 3 | 10 | 0 | 0 | 3 | 0 | 0 | 0 | 0 | 2 | 28 |

^a NRS Chapter 128 allows termination of parental rights through motion in existing juvenile child abuse and neglect cases (Table B4). These terminations through motion are not reported separately in these tables.

Source: Uniform System for Judicial Records, Nevada AOC, Court Statistics and Analysis Unit.

Table B3. Family Caseload Processed by District Courts in Nevada, Fiscal Year 2025.

| District Court, Family Caseload (3 of 3) | | | | Domestic Relations Case | | | | | | | | | | | | | | Totals | |
|--|------------------|---------------------------------|------------------------------|-------------------------|-----------|--------------------------|-----------|-----------------------|------------|-----------------|---------------|--------------------------------|----------------------|--|-----------------------------|-------|--------|--------|--------------------------|
| | | | | Marriage Dissolution | Paternity | Visitation (Non-Divorce) | Adoptions | Custody (Non-Divorce) | Support | | | TPR ^a | | Protection Orders | | | | | Other Domestic Relations |
| | | | | | | | | | IV-D UIFSA | IV-D Intrastate | Other Support | State Initiated (TPR) Petition | Other (TPR) Petition | Request for Domestic Violence Protective Orders (TPOs) | High-Risk Protection Orders | | | | |
| 8th Judicial District | Clark County | Clark County District Court | New Filings (cases) | 12,040 | 3,391 | 95 | 774 | 0 ^a | 346 | 2,566 | 1 | 0 | 340 | 9,352 | 7 | 3,380 | 4,984 | 2,073 | 39,349 |
| | | | Reopened (cases) | 3,246 | 2,106 | 12 | 51 | 0 | 287 | 1,020 | 1 | 0 | 32 | 39 | 0 | 237 | 5,765 | 928 | 13,724 |
| | | | Grand Total Dispositions | 15,157 | 5,341 | 95 | 817 | 0 | 973 | 6,585 | 1 | 0 | 364 | 9,246 | 7 | 3,355 | 10,098 | 3,094 | 55,133 |
| | | | Total Non-Trial Dispositions | 14,749 | 5,099 | 92 | 792 | 0 | 973 | 6,584 | 1 | 0 | 337 | 9,246 | 7 | 3,345 | 10,098 | 3,079 | 54,402 |
| | | | Total Trial Dispositions | 408 | 242 | 3 | 25 | 0 | 0 | 1 | 0 | 0 | 27 | 0 | 0 | 10 | 0 | 15 | 731 |
| 9th Judicial District | Douglas County | Douglas County District Court | New Filings (cases) | 278 | 181 | 0 | 21 | 0 | 24 | 0 | 1 | 0 | 0 | 0 | 0 | 0 | 19 | 18 | 542 |
| | | | Reopened (cases) | 80 | 9 | 0 | 2 | 0 | 13 | 5 | 0 | 0 | 0 | 0 | 0 | 0 | 21 | 163 | 293 |
| | | | Grand Total Dispositions | 367 | 188 | 0 | 23 | 0 | 45 | 8 | 1 | 0 | 0 | 0 | 0 | 0 | 33 | 182 | 847 |
| | | | Total Non-Trial Dispositions | 359 | 188 | 0 | 23 | 0 | 45 | 8 | 1 | 0 | 0 | 0 | 0 | 0 | 33 | 181 | 838 |
| | | | Total Trial Dispositions | 8 | 0 | 0 | 0 | 0 | 0 | 0 | 0 | 0 | 0 | 0 | 0 | 0 | 1 | 9 | |
| 10th Judicial District | Churchill County | Churchill County District Court | New Filings (cases) | 365 | 0 | 0 | 18 | 38 | 18 | 23 | 0 | 0 | 14 | 2 | 0 | 18 | 4 | 29 | 529 |
| | | | Reopened (cases) | 82 | 0 | 0 | 2 | 28 | 67 | 45 | 0 | 0 | 0 | 0 | 0 | 3 | 0 | 33 | 260 |
| | | | Grand Total Dispositions | 451 | 0 | 0 | 20 | 58 | 72 | 69 | 0 | 0 | 12 | 2 | 0 | 19 | 2 | 64 | 769 |
| | | | Total Non-Trial Dispositions | 446 | 0 | 0 | 20 | 56 | 72 | 69 | 0 | 0 | 12 | 2 | 0 | 19 | 2 | 64 | 762 |
| | | | Total Trial Dispositions | 5 | 0 | 0 | 0 | 2 | 0 | 0 | 0 | 0 | 0 | 0 | 0 | 0 | 0 | 7 | |
| 11th Judicial District | Lander County | Lander County District Court | New Filings (cases) | 42 | 0 | 0 | 7 | 2 | 0 | 0 | 0 | 0 | 2 | 0 | 0 | 0 | 0 | 2 | 55 |
| | | | Reopened (cases) | 10 | 2 | 0 | 0 | 0 | 0 | 0 | 0 | 0 | 0 | 0 | 0 | 0 | 0 | 1 | 13 |
| | | | Grand Total Dispositions | 33 | 0 | 0 | 6 | 2 | 0 | 0 | 0 | 0 | 2 | 0 | 0 | 1 | 0 | 1 | 45 |
| | | | Total Non-Trial Dispositions | 30 | 0 | 0 | 5 | 2 | 0 | 0 | 0 | 0 | 2 | 0 | 0 | 0 | 0 | 1 | 40 |
| | | | Total Trial Dispositions | 3 | 0 | 0 | 1 | 0 | 0 | 0 | 0 | 0 | 0 | 0 | 0 | 1 | 0 | 0 | 5 |
| | Mineral County | Mineral County District Court | New Filings (cases) | 10 | 1 | 0 | 1 | 3 | 2 | 10 | 1 | 0 | 0 | 0 | 0 | 0 | 0 | 5 | 33 |
| | | | Reopened (cases) | 3 | 0 | 0 | 0 | 2 | 1 | 6 | 2 | 0 | 0 | 0 | 0 | 1 | 0 | 11 | 26 |
| | | | Grand Total Dispositions | 16 | 1 | 0 | 2 | 14 | 3 | 15 | 0 | 0 | 0 | 0 | 0 | 0 | 0 | 12 | 63 |
| | | | Total Non-Trial Dispositions | 14 | 0 | 0 | 1 | 12 | 3 | 7 | 0 | 0 | 0 | 0 | 0 | 0 | 0 | 8 | 45 |
| | | | Total Trial Dispositions | 2 | 1 | 0 | 1 | 2 | 0 | 8 | 0 | 0 | 0 | 0 | 0 | 0 | 0 | 4 | 18 |
| | Pershing County | Pershing County District Court | New Filings (cases) | 15 | 0 | 0 | 3 | 3 | 2 | 8 | 2 | 0 | 2 | 0 | 0 | 0 | 0 | 10 | 45 |
| | | | Reopened (cases) | 6 | 0 | 0 | 0 | 0 | 0 | 2 | 0 | 0 | 0 | 0 | 0 | 1 | 0 | 7 | 16 |
| Grand Total Dispositions | | | 14 | 1 | 0 | 4 | 5 | 0 | 16 | 2 | 0 | 1 | 0 | 0 | 2 | 0 | 16 | 61 | |
| Total Non-Trial Dispositions | | | 13 | 1 | 0 | 0 | 5 | 0 | 9 | 0 | 0 | 0 | 0 | 0 | 2 | 0 | 13 | 43 | |
| Total Trial Dispositions | | | 1 | 0 | 0 | 4 | 0 | 0 | 7 | 2 | 0 | 1 | 0 | 0 | 0 | 0 | 3 | 18 | |

^a NRS Chapter 128 allows termination of parental rights through motion in existing juvenile child abuse and neglect cases (Table B4). These terminations through motion are not reported separately in these tables.

^d Court collects custody actions in other case types.

Source: Uniform System for Judicial Records, Nevada AOC, Court Statistics and Analysis Unit.

Table B4. Juvenile Caseload Processed by District Courts in Nevada, Fiscal Year 2025.

| District Court, Juvenile Non-Traffic Caseload (1 of 3) | | | Delinquency | | | | | | Status Petition | Dependency/ Child Victim ^a | | | Miscellaneous Petition | Protection Orders | Totals | Hearings | | | |
|---|------------------------------|-------------------------------|-------------|----------|------|--------------|-------------------|---------------------------|-----------------|---------------------------------------|-------------------------|----------------------------------|------------------------|-------------------|------------------|---|--------------------|----------------------|-----------------------------|
| | | | Person | Property | Drug | Public Order | Other Delinquency | Civil Infraction Petition | | Child Abuse/ Neglect Petition | Dependent (no fault) | Other Dependency Child Victim | | | | Informal Hearings (Involving a Judicial Officer) | Detention Hearings | Extradition Hearings | Protective Custody Hearings |
| Totals^b | Nevada District Courts | New Filings (cases) | 2,033 | 1,193 | 364 | 236 | 890 | 0 | 224 | 1,716 | 1 | 7 | 66 | 51 | 6,781 | 364 | 2,734 | 2 | 1,977 |
| | | Reopened (cases) | 1,194 | 1,087 | 174 | 102 | 509 | 0 | 16 | 390 | 0 | 2 | 0 | 0 | 3,474 | | | | |
| | | Charges | 3,837 | 3,124 | 734 | 490 | 3,922 | 0 | 235 | - | - | - | - | - | 12,342 | | | | |
| | | Grand Total Dispositions | 3,319 | 2,336 | 529 | 325 | 1,476 | 0 | 181 | 2,003 | 5 | 15 | 44 | 56 | 10,289 | | | | |
| | | Total Non-Trial Dispositions | 3,307 | 2,333 | 529 | 325 | 1,475 | 0 | 181 | 1,818 | 5 | 15 | 44 | 56 | 10,088 | | | | |
| | | Total Trial Dispositions | 12 | 3 | 0 | 0 | 1 | 0 | 0 | 185 | 0 | 0 | 0 | 0 | 201 | | | | |
| 1st Judicial District | Carson City District Court | New Filings (cases) | 2 | 1 | 1 | 3 | 1 | 0 | 4 | 11 | 0 | 0 | 2 | ND | 25 | 0 | 176 | 0 | 18 |
| | | Reopened (cases) | 8 | 5 | 1 | 1 | 5 | 0 | 0 | 31 | 0 | 0 | 0 | | 51 | | | | |
| | | Charges | 5 | 1 | 1 | 6 | 3 | 0 | 4 | - | - | - | 0 | | 20 | | | | |
| | | Grand Total Dispositions | 16 | 3 | 1 | 5 | 0 | 0 | 2 | 42 | 0 | 0 | 0 | | 69 | | | | |
| | | Total Non-Trial Dispositions | 16 | 3 | 1 | 5 | 0 | 0 | 2 | 42 | 0 | 0 | 0 | | 69 | | | | |
| | | Total Trial Dispositions | 0 | 0 | 0 | 0 | 0 | 0 | 0 | 0 | 0 | 0 | 0 | | 0 | | | | |
| | Storey County District Court | New Filings (cases) | 0 | 0 | 0 | 0 | 0 | 0 | 0 | 0 | 0 | 0 | 0 | ND | 0 | 0 | 0 | 0 | 0 |
| | | Reopened (cases) | 0 | 0 | 0 | 0 | 0 | 0 | 0 | 2 | 0 | 0 | 0 | | 2 | | | | |
| | | Charges | 0 | 0 | 0 | 0 | 0 | 0 | 0 | - | - | - | 0 | | 0 | | | | |
| | | Grand Total Dispositions | 0 | 0 | 0 | 0 | 0 | 0 | 0 | 1 | 2 | 0 | 0 | | 3 | | | | |
| | | Total Non-Trial Dispositions | 0 | 0 | 0 | 0 | 0 | 0 | 0 | 1 | 2 | 0 | 0 | | 3 | | | | |
| | | Total Trial Dispositions | 0 | 0 | 0 | 0 | 0 | 0 | 0 | 0 | 0 | 0 | 0 | | 0 | | | | |
| 2nd Judicial District | Washoe County District Court | New Filings (cases) | 439 | 192 | 109 | 11 | 130 | 0 | ND | 253 ^c | (c) | (c) | 0 | 43 | 1,177 | 0 | 493 ^d | (d) | 298 |
| | | Reopened (cases) ^f | 0 | 0 | 0 | 0 | 0 | 0 | | 206 | | | 0 | 0 | 206 ^f | | | | |
| | | Charges | 786 | 480 | 278 | 68 | 484 | 0 | | - | | | 0 | 0 | 2,096 | | | | |
| | | Grand Total Dispositions | 563 | 241 | 140 | 18 | 171 | 0 | | 489 | | | 0 | 49 | 1,671 | | | | |
| | | Total Non-Trial Dispositions | 563 | 241 | 140 | 18 | 171 | 0 | | 362 | | | 0 | 49 | 1,544 | | | | |
| | | Total Trial Dispositions | 0 | 0 | 0 | 0 | 0 | 0 | | 127 | | | 0 | 0 | 127 | | | | |
| 3rd Judicial District | Lyon County District Court | New Filings (cases) | 58 | 49 | 13 | 13 | 10 | 0 | 23 | 13 | 0 | 0 | 1 | 3 | 183 | 0 | 106 | 0 | 0 |
| | | Reopened (cases) | 20 | 29 | 3 | 4 | 4 | 0 | 2 | 0 | 0 | 0 | 0 | 0 | 62 | | | | |
| | | Charges | 58 | 53 | 16 | 13 | 15 | 0 | 23 | - | - | - | 0 | 0 | 178 | | | | |
| | | Grand Total Dispositions | 89 | 83 | 15 | 16 | 17 | 0 | 34 | 8 | 1 | 0 | 1 | 2 | 266 | | | | |
| | | Total Non-Trial Dispositions | 89 | 83 | 15 | 16 | 17 | 0 | 34 | 8 | 1 | 0 | 1 | 2 | 266 | | | | |
| | | Total Trial Dispositions | 0 | 0 | 0 | 0 | 0 | 0 | 0 | 0 | 0 | 0 | 0 | 0 | 0 | | | | |
| 4th Judicial District | Elko County District Court | New Filings (cases) | 51 | 33 | 11 | 6 | 13 | 0 | 9 | 13 | 0 | 0 | 0 | 0 | 136 | 0 | 138 | 1 | 26 |
| | | Reopened (cases) | 5 | 2 | 1 | 1 | 3 | 0 | 0 | 0 | 0 | 0 | 0 | 0 | 12 | | | | |
| | | Charges | 68 | 46 | 16 | 14 | 27 | 0 | 9 | - | - | - | 0 | 0 | 180 | | | | |
| | | Grand Total Dispositions | 46 | 30 | 10 | 4 | 11 | 0 | 11 | 4 | 0 | 0 | 0 | 0 | 116 | | | | |
| | | Total Non-Trial Dispositions | 46 | 30 | 10 | 4 | 11 | 0 | 11 | 4 | 0 | 0 | 0 | 0 | 116 | | | | |
| | | Total Trial Dispositions | 0 | 0 | 0 | 0 | 0 | 0 | 0 | 0 | 0 | 0 | 0 | 0 | 0 | | | | |

^a May include termination of parental right actions filed through motion per NRS Chapter 128 in existing child abuse/neglect cases. These terminations through motion are not reported separately on this table.

^b Totals reflect aggregate information from the Nevada District Courts. Information contained herein may reflect non-standard reporting and is noted by subsequent footnotes. Delinquency case types determined by the USJR charge hierarchy defined in the Nevada Courts Statistical Reporting Dictionary.

^c All Dependency/ Child Victim matters reported in the Child Abuse/Neglect Petition case type.

^d Detention hearings include extradition hearings counts.

^f Reopened (cases) under-reported.

ND No Data.

Source: Uniform System for Judicial Records, Nevada AOC, Court Statistics and Analysis Unit.

Table B4. Juvenile Caseload Processed by District Courts in Nevada, Fiscal Year 2025.

| District Court, Juvenile Non-Traffic Caseload (2 of 3) | | | | Delinquency | | | | | | Dependency/ Child Victim ^a | | | Miscellaneous Petition | Protection Orders | Totals | Hearings | | | |
|---|-------------------|----------------------------------|------------------------------|-------------|----------|------|--------------|-------------------|---------------------------|---------------------------------------|----------------------------------|-------------------------|----------------------------------|-------------------|--------|---|--------------------|----------------------|-----------------------------|
| | | | | Person | Property | Drug | Public Order | Other Delinquency | Civil Infraction Petition | Status Petition | Child Abuse/ Neglect Petition | Dependent (no fault) | Other Dependency Child Victim | | | Informal Hearings (Involving a Judicial Officer) | Detention Hearings | Extradition Hearings | Protective Custody Hearings |
| 5th Judicial District | Esmeralda County | Esmeralda County District Court | New Filings (cases) | 0 | 0 | 0 | 0 | 0 | 0 | 0 | 0 | 0 | 0 | 0 | ND | 0 | 0 | 0 | 0 |
| | | | Reopened (cases) | 0 | 0 | 0 | 0 | 0 | 0 | 0 | 0 | 0 | 0 | 0 | | 0 | | | |
| | | | Charges | 0 | 0 | 0 | 0 | 0 | 0 | 0 | - | - | - | 0 | | 0 | | | |
| | | | Grand Total Dispositions | 0 | 0 | 0 | 0 | 0 | 0 | 0 | 0 | 0 | 0 | 0 | | 0 | | | |
| | | | Total Non-Trial Dispositions | 0 | 0 | 0 | 0 | 0 | 0 | 0 | 0 | 0 | 0 | 0 | | 0 | | | |
| | | | Total Trial Dispositions | 0 | 0 | 0 | 0 | 0 | 0 | 0 | 0 | 0 | 0 | 0 | | 0 | | | |
| | Nye County | Nye County District Court | New Filings (cases) | 29 | 15 | 5 | 11 | 13 | 0 | 103 | 23 | 0 | 0 | 20 | ND | 219 | 0 | 0 | 0 |
| | | | Reopened (cases) | 1 | 0 | 1 | 0 | 0 | 0 | 0 | 3 | 0 | 0 | 0 | | 5 | | | |
| | | | Charges | 35 | 24 | 9 | 12 | 15 | 0 | 107 | - | - | - | 0 | | 202 | | | |
| | | | Grand Total Dispositions | 22 | 11 | 6 | 4 | 9 | 0 | 43 | 7 | 0 | 0 | 6 | | 108 | | | |
| | | | Total Non-Trial Dispositions | 22 | 11 | 6 | 4 | 9 | 0 | 43 | 7 | 0 | 0 | 6 | | 108 | | | |
| | | | Total Trial Dispositions | 0 | 0 | 0 | 0 | 0 | 0 | 0 | 0 | 0 | 0 | 0 | | 0 | | | |
| 6th Judicial District | Humboldt County | Humboldt County District Court | New Filings (cases) | 44 | 6 | 5 | 58 | 0 | 0 | 0 | 10 | 0 | 0 | 4 | ND | 127 | 0 | 21 | 0 |
| | | | Reopened (cases) | 0 | 0 | 0 | 0 | 0 | 0 | 0 | 0 | 0 | 0 | 0 | | 0 | | | |
| | | | Charges | 83 | 10 | 12 | 68 | 0 | 0 | 0 | - | - | - | 0 | | 173 | | | |
| | | | Grand Total Dispositions | 46 | 11 | 5 | 55 | 0 | 0 | 0 | 16 | 0 | 0 | 4 | | 137 | | | |
| | | | Total Non-Trial Dispositions | 46 | 11 | 5 | 55 | 0 | 0 | 0 | 16 | 0 | 0 | 4 | | 137 | | | |
| | | | Total Trial Dispositions | 0 | 0 | 0 | 0 | 0 | 0 | 0 | 0 | 0 | 0 | 0 | | 0 | | | |
| 7th Judicial District | Eureka County | Eureka County District Court | New Filings (cases) | 0 | 0 | 1 | 0 | 1 | 0 | 0 | 0 | 0 | 0 | 0 | ND | 2 | 0 | 0 | 0 |
| | | | Reopened (cases) | 0 | 0 | 0 | 0 | 0 | 0 | 0 | 0 | 0 | 0 | 0 | | 0 | | | |
| | | | Charges | 0 | 0 | 1 | 0 | 1 | 0 | 0 | - | - | - | 0 | | 2 | | | |
| | | | Grand Total Dispositions | 2 | 0 | 1 | 0 | 3 | 0 | 0 | 1 | 0 | 0 | 1 | | 8 | | | |
| | | | Total Non-Trial Dispositions | 2 | 0 | 1 | 0 | 3 | 0 | 0 | 1 | 0 | 0 | 1 | | 8 | | | |
| | | | Total Trial Dispositions | 0 | 0 | 0 | 0 | 0 | 0 | 0 | 0 | 0 | 0 | 0 | | 0 | | | |
| | Lincoln County | Lincoln County District Court | New Filings (cases) | 7 | 11 | 9 | 3 | 2 | 0 | 0 | 1 | 0 | 0 | 0 | ND | 33 | 3 | 1 | 0 |
| | | | Reopened (cases) | 1 | 0 | 0 | 0 | 0 | 0 | 0 | 0 | 0 | 0 | 0 | | 1 | | | |
| | | | Charges | 9 | 17 | 9 | 5 | 2 | 0 | 0 | - | - | - | 0 | | 42 | | | |
| | | | Grand Total Dispositions | 4 | 7 | 2 | 0 | 1 | 0 | 0 | 0 | 0 | 0 | 0 | | 14 | | | |
| | | | Total Non-Trial Dispositions | 4 | 7 | 2 | 0 | 0 | 0 | 0 | 0 | 0 | 0 | 0 | | 13 | | | |
| | | | Total Trial Dispositions | 0 | 0 | 0 | 0 | 1 | 0 | 0 | 0 | 0 | 0 | 0 | | 1 | | | |
| | White Pine County | White Pine County District Court | New Filings (cases) | 30 | 24 | 9 | 1 | 17 | 0 | 39 | 2 | 0 | 0 | 0 | ND | 122 | 0 | 0 | 0 |
| | | | Reopened (cases) | 1 | 0 | 0 | 0 | 0 | 0 | 0 | 0 | 0 | 0 | 0 | | 1 | | | |
| | | | Charges | 44 | 60 | 11 | 1 | 20 | 0 | 40 | - | - | - | 0 | | 176 | | | |
| | | | Grand Total Dispositions | 29 | 17 | 9 | 1 | 9 | 0 | 39 | 1 | 0 | 0 | 0 | | 105 | | | |
| | | | Total Non-Trial Dispositions | 29 | 17 | 9 | 1 | 9 | 0 | 39 | 1 | 0 | 0 | 0 | | 105 | | | |
| | | | Total Trial Dispositions | 0 | 0 | 0 | 0 | 0 | 0 | 0 | 0 | 0 | 0 | 0 | | 0 | | | |

^a May include termination of parental right actions filed through motion per NRS Chapter 128 in existing child abuse/neglect cases. These terminations through motion are not reported separately on this table.

ND No Data.

Source: Uniform System for Judicial Records, Nevada AOC, Court Statistics and Analysis Unit.

Table B4. Juvenile Caseload Processed by District Courts in Nevada, Fiscal Year 2025.

| District Court, Juvenile Non-Traffic Caseload (3 of 3) | | | | Delinquency | | | | | | Status Petition | Dependency/ Child Victim ^a | | | | Miscellaneous Petition | Protection Orders | Totals | Hearings | | | |
|---|--------------------------|------------------------------------|------------------------------|-------------|----------|------|--------------|-------------------|---------------------------|-----------------|---------------------------------------|-------------------------|----------------------------------|---|------------------------|-------------------|--------|--------------------|----------------------|-----------------------------|--|
| | | | | Person | Property | Drug | Public Order | Other Delinquency | Civil Infraction Petition | | Child Abuse/ Neglect Petition | Dependent (no fault) | Other Dependency Child Victim | Informal Hearings (Involving a Judicial Officer) | | | | Detention Hearings | Extradition Hearings | Protective Custody Hearings | |
| 8th Judicial District | Clark County | Clark County District Court | New Filings (cases) | 1,316 | 811 | 188 | 107 | 657 | ND | 0 | 1,373 | 1 | 0 | 15 | ND | 4,468 | ND | 1,705 | 0 | 1,634 | |
| | | | Reopened (cases) | 1,142 | 1,022 | 166 | 89 | 478 | | 0 | 112 | 0 | 0 | 0 | 3,009 | | | | | | |
| | | | Charges | 2,683 | 2,359 | 366 | 272 | 3,256 | | 0 | - | - | - | 0 | 8,936 | | | | | | |
| | | | Grand Total Dispositions | 2,439 | 1,861 | 325 | 198 | 1,191 | | 0 | 1,387 | 2 | 0 | 18 | 7,421 | | | | | | |
| | | | Total Non-Trial Dispositions | 2,430 | 1,858 | 325 | 198 | 1,191 | | 0 | 1,332 | 2 | 0 | 18 | 7,354 | | | | | | |
| Total Trial Dispositions | 9 | 3 | 0 | 0 | 0 | | 0 | 55 | 0 | 0 | 0 | 67 | | | | | | | | | |
| 9th Judicial District | Douglas County | Douglas County District Court | New Filings (cases) | 18 | 12 | 4 | 7 | 35 | 0 | 0 | 4 | 0 | 7 | 24 | 3 | 114 | 62 | 46 | 1 | 0 | |
| | | | Reopened (cases) | 2 | 3 | 1 | 3 | 12 | 0 | 0 | 2 | 0 | 2 | 0 | 0 | 25 | | | | | |
| | | | Charges | 19 | 18 | 5 | 15 | 54 | 0 | 4 | - | - | - | 0 | 115 | | | | | | |
| | | | Grand Total Dispositions | 16 | 20 | 6 | 8 | 42 | 0 | 0 | 2 | 0 | 5 | 13 | 115 | | | | | | |
| | | | Total Non-Trial Dispositions | 15 | 20 | 6 | 8 | 42 | 0 | 0 | 2 | 0 | 5 | 13 | 114 | | | | | | |
| Total Trial Dispositions | 1 | 0 | 0 | 0 | 0 | 0 | 0 | 0 | 0 | 0 | 0 | 1 | | | | | | | | | |
| 10th Judicial District | Churchill County | Churchill County District Court | New Filings (cases) | 28 | 12 | 2 | 11 | 10 | 0 | 45 | 7 | 0 | 0 | 0 | 2 | 117 | 299 | 26 | 0 | 0 | |
| | | | Reopened (cases) | 9 | 9 | 0 | 3 | 3 | 0 | 14 | 34 | 0 | 0 | 0 | 0 | 72 | | | | | |
| | | | Charges | 33 | 26 | 2 | 11 | 12 | 0 | 47 | - | - | - | 0 | 131 | | | | | | |
| | | | Grand Total Dispositions | 33 | 19 | 2 | 12 | 13 | 0 | 51 | 42 | 0 | 0 | 0 | 174 | | | | | | |
| | | | Total Non-Trial Dispositions | 31 | 19 | 2 | 12 | 13 | 0 | 51 | 39 | 0 | 0 | 0 | 169 | | | | | | |
| Total Trial Dispositions | 2 | 0 | 0 | 0 | 0 | 0 | 0 | 3 | 0 | 0 | 0 | 5 | | | | | | | | | |
| 11th Judicial District | Lander County | Lander County District Court | New Filings (cases) | 2 | 10 | 1 | 2 | 1 | 0 | 0 | 2 | 0 | 0 | 0 | 0 | 18 | 0 | 5 | 0 | 0 | |
| | | | Reopened (cases) | 0 | 1 | 0 | 0 | 1 | 0 | 0 | 0 | 0 | 0 | 0 | 0 | 2 | | | | | |
| | | | Charges | 2 | 11 | 1 | 2 | 9 | 0 | 0 | - | - | - | 0 | 25 | | | | | | |
| | | | Grand Total Dispositions | 0 | 6 | 0 | 1 | 2 | 0 | 0 | 2 | 0 | 0 | 0 | 11 | | | | | | |
| | | | Total Non-Trial Dispositions | 0 | 6 | 0 | 1 | 2 | 0 | 0 | 2 | 0 | 0 | 0 | 11 | | | | | | |
| | Total Trial Dispositions | 0 | 0 | 0 | 0 | 0 | 0 | 0 | 0 | 0 | 0 | 0 | 0 | | | | | | | | |
| | Mineral County | Mineral County District Court | New Filings (cases) | 7 | 7 | 4 | 0 | 0 | 0 | 1 | 2 | 0 | 0 | 0 | 0 | 21 | 0 | 4 | 0 | 0 | |
| | | | Reopened (cases) | 0 | 5 | 0 | 0 | 1 | 0 | 0 | 0 | 0 | 0 | 0 | 6 | | | | | | |
| | | | Charges | 7 | 9 | 4 | 0 | 6 | 0 | 1 | - | - | - | 0 | 27 | | | | | | |
| | | | Grand Total Dispositions | 9 | 15 | 4 | 0 | 5 | 0 | 1 | 1 | 0 | 10 | 1 | 46 | | | | | | |
| | | | Total Non-Trial Dispositions | 9 | 15 | 4 | 0 | 5 | 0 | 1 | 1 | 0 | 10 | 1 | 46 | | | | | | |
| | Total Trial Dispositions | 0 | 0 | 0 | 0 | 0 | 0 | 0 | 0 | 0 | 0 | 0 | 0 | | | | | | | | |
| | Pershing County | Pershing County District Court | New Filings (cases) | 2 | 10 | 2 | 3 | 0 | 0 | 0 | 2 | 0 | 0 | 0 | 0 | 19 | 0 | 13 | 0 | 0 | |
| | | | Reopened (cases) | 5 | 11 | 1 | 1 | 2 | 0 | 0 | 0 | 0 | 0 | 0 | 20 | | | | | | |
| | | | Charges | 5 | 10 | 3 | 3 | 18 | 0 | 0 | - | - | - | 0 | 39 | | | | | | |
| Grand Total Dispositions | | | 5 | 12 | 3 | 3 | 2 | 0 | 0 | 0 | 0 | 0 | 0 | 25 | | | | | | | |
| Total Non-Trial Dispositions | | | 5 | 12 | 3 | 3 | 2 | 0 | 0 | 0 | 0 | 0 | 0 | 25 | | | | | | | |
| Total Trial Dispositions | 0 | 0 | 0 | 0 | 0 | 0 | 0 | 0 | 0 | 0 | 0 | 0 | | | | | | | | | |

^a May include termination of parental right actions filed through motion per NRS Chapter 128 in existing child abuse/neglect cases. These terminations through motion are not reported separately on this table.

ND No Data.

Source: Uniform System for Judicial Records, Nevada AOC, Court Statistics and Analysis Unit.

Table B5-1. Criminal Caseload Processed by Justice Courts in Nevada, Fiscal Year 2025.

| Justice Court, Criminal Caseload, Aggregate (1 of 4) | | | | Felony, Total | Gross Misdemeanor, Total | Misdemeanor (Non-Traffic), Total | Criminal Case Totals | Traffic, Infraction, and Parking Totals |
|--|-----------------------|-------------------------------|------------------------------|---------------|--------------------------|----------------------------------|----------------------|---|
| Totals^a | Nevada Justice Courts | New Filings (cases) | | 24,140 | 3,738 | 52,394 | 80,272 | 231,369 |
| | | Reopened (cases) | | 2,009 | 599 | 2,577 | 5,185 | 1,029 |
| | | Charges | | 53,251 | 7,975 | 69,150 | 130,376 | 271,665 |
| | | Grand Total Dispositions | | 27,410 | 4,164 | 45,738 | 77,312 | 197,047 |
| | | Total Non-Trial Dispositions | | 27,393 | 4,159 | 45,530 | 77,082 | 196,919 |
| | | Total Trial Dispositions | | 17 | 5 | 208 | 230 | 128 |
| 1st Judicial District | Carson City | New Filings (cases) | | 710 | 100 | 915 | 1,725 | 7,791 |
| | | Reopened (cases) | | 5 | 0 | 6 | 11 | 7 |
| | | Charges | | 1,178 | 225 | 1,680 | 3,083 | 9,031 |
| | | Grand Total Dispositions | | 677 | 95 | 857 | 1,629 | 6,668 |
| | | Total Non-Trial Dispositions | | 674 | 95 | 837 | 1,606 | 6,664 |
| | | Total Trial Dispositions | | 3 | 0 | 20 | 23 | 4 |
| | Storey County | New Filings (cases) | | 80 | 13 | 244 | 337 | 3,572 |
| | | Reopened (cases) | | 0 | 0 | 1 | 1 | 1 |
| | | Charges | | 137 | 24 | 281 | 442 | 4,514 |
| | | Grand Total Dispositions | | 49 | 12 | 163 | 224 | 3,279 |
| | | Total Non-Trial Dispositions | | 49 | 12 | 161 | 222 | 3,276 |
| | | Total Trial Dispositions | | 0 | 0 | 2 | 2 | 3 |
| 2nd Judicial District | Washoe County | Incline Village Justice Court | New Filings (cases) | 26 | 1 | 137 | 164 | 1,912 |
| | | | Reopened (cases) | 3 | 4 | 22 | 29 | 5 |
| | | | Charges | 48 | 6 | 171 | 225 | 2,040 |
| | | | Grand Total Dispositions | 22 | 1 | 133 | 156 | 1,906 |
| | | | Total Non-Trial Dispositions | 22 | 1 | 132 | 155 | 1,906 |
| | | | Total Trial Dispositions | 0 | 0 | 1 | 1 | 0 |
| | | Reno Justice Court | New Filings (cases) | 1,895 | 272 | 2,218 | 4,385 | 15,263 |
| | | | Reopened (cases) | 308 | 83 | 611 | 1,002 | 39 |
| | | | Charges | 3,257 | 481 | 3,512 | 7,250 | 17,320 |
| | | | Grand Total Dispositions | 2,140 | 312 | 2,718 | 5,170 | 15,330 |
| | | | Total Non-Trial Dispositions | 2,138 | 312 | 2,686 | 5,136 | 15,328 |
| | | | Total Trial Dispositions | 2 | 0 | 32 | 34 | 2 |
| | | Sparks Justice Court | New Filings (cases) | 719 | 88 | 1,010 | 1,817 | 4,726 |
| | | | Reopened (cases) | 153 | 30 | 283 | 466 | 22 |
| | | | Charges | 1,373 | 160 | 1,507 | 3,040 | 5,666 |
| | | | Grand Total Dispositions | 941 | 128 | 1,233 | 2,302 | 4,647 |
| | | | Total Non-Trial Dispositions | 941 | 128 | 1,219 | 2,288 | 4,647 |
| | | | Total Trial Dispositions | 0 | 0 | 14 | 14 | 0 |
| | | Wadsworth Justice Court | New Filings (cases) | 0 | 1 | 101 | 102 | 2,243 |
| | | | Reopened (cases) | 0 | 0 | 4 | 4 | 52 |
| | | | Charges | 0 | 1 | 112 | 113 | 2,498 |
| | | | Grand Total Dispositions | 0 | 0 | 107 | 107 | 2,366 |
| | | | Total Non-Trial Dispositions | 0 | 0 | 106 | 106 | 2,366 |
| | | | Total Trial Dispositions | 0 | 0 | 1 | 1 | 0 |
| 3rd Judicial District | Lyon County | Canal Justice Court | New Filings (cases) | 130 | 24 | 259 | 413 | 881 |
| | | | Reopened (cases) | 5 | 1 | 0 | 6 | 5 |
| | | | Charges | 200 | 44 | 421 | 665 | 1,182 |
| | | | Grand Total Dispositions | 137 | 34 | 350 | 521 | 966 |
| | | | Total Non-Trial Dispositions | 137 | 34 | 348 | 519 | 965 |
| | | | Total Trial Dispositions | 0 | 0 | 2 | 2 | 1 |
| | | Dayton Justice Court | New Filings (cases) | 79 | 18 | 309 | 406 | 1,900 |
| | | | Reopened (cases) | 2 | 0 | 1 | 3 | 0 |
| | | | Charges | 143 | 39 | 472 | 654 | 2,303 |
| | | | Grand Total Dispositions | 70 | 23 | 306 | 399 | 1,947 |
| | | | Total Non-Trial Dispositions | 70 | 23 | 304 | 397 | 1,947 |
| | | | Total Trial Dispositions | 0 | 0 | 2 | 2 | 0 |
| | | Walker River Justice Court | New Filings (cases) | 182 | 40 | 423 | 645 | 1,472 |
| | | | Reopened (cases) | 4 | 0 | 0 | 4 | 2 |
| | | | Charges | 263 | 72 | 702 | 1,037 | 1,848 |
| | | | Grand Total Dispositions | 126 | 36 | 360 | 522 | 1,503 |
| | | | Total Non-Trial Dispositions | 126 | 36 | 358 | 520 | 1,503 |
| | | | Total Trial Dispositions | 0 | 0 | 2 | 2 | 0 |

^a Totals reflect aggregate information from the Nevada Justice Courts. Information contained herein may reflect non-standard reporting and is noted by subsequent footnotes. Case types determined by the USJR charge hierarchy defined in the Nevada Courts Statistical Reporting Dictionary. Parking includes both misdemeanor and civil infraction offenses.

^b Carson City is a consolidated municipality and the justice court includes municipal court information. Statistics are reported in the justice court tables only.

Source: Uniform System for Judicial Records, Nevada AOC, Court Statistics and Analysis Unit.

Table B5-1. Criminal Caseload Processed by Justice Courts in Nevada, Fiscal Year 2025.

| Justice Court, Criminal Caseload, Aggregate (2 of 4) | | | | Felony, Total | Gross Misdemeanor, Total | Misdemeanor (Non-Traffic), Total | Criminal Case Totals | Traffic, Infraction, and Parking Totals |
|--|------------------|-------------------------|------------------------------|-----------------|--------------------------|----------------------------------|----------------------|---|
| 4th Judicial District | Elko County | Carlin Justice Court | New Filings (cases) | 0 | 0 | 39 | 39 | 61 |
| | | | Reopened (cases) | 0 | 0 | 0 | 0 | 0 |
| | | | Charges | 0 | 0 | 60 | 60 | 77 |
| | | | Grand Total Dispositions | 0 | 0 | 64 ^c | 64 ^c | 71 |
| | | | Total Non-Trial Dispositions | 0 | 0 | 63 | 63 | 71 |
| | | | Total Trial Dispositions | 0 | 0 | 1 | 1 | 0 |
| | | Eastline Justice Court | New Filings (cases) | 0 | 0 | 72 | 72 | 546 |
| | | | Reopened (cases) | 0 | 0 | 0 | 0 | 0 |
| | | | Charges | 0 | 0 | 86 | 86 | 611 |
| | | | Grand Total Dispositions | 0 | 0 | 65 | 65 | 277 |
| | | | Total Non-Trial Dispositions | 0 | 0 | 65 | 65 | 275 |
| | | | Total Trial Dispositions | 0 | 0 | 0 | 0 | 2 |
| | | Elko Justice Court | New Filings (cases) | 447 | 59 | 653 | 1,159 | 4,872 |
| | | | Reopened (cases) | 34 | 10 | 159 | 203 | 66 |
| | | | Charges | 1,022 | 153 | 937 | 2,112 | 5,478 |
| | | | Grand Total Dispositions | 416 | 56 | 738 | 1,210 | 4,351 |
| | | | Total Non-Trial Dispositions | 415 | 56 | 729 | 1,200 | 4,311 |
| | | | Total Trial Dispositions | 1 | 0 | 9 | 10 | 40 |
| | | Wells Justice Court | New Filings (cases) | 0 | 0 | 80 | 80 | 2,558 |
| | | | Reopened (cases) | 0 | 0 | 1 | 1 | 6 |
| | | | Charges | 0 | 0 | 101 | 101 | 2,671 |
| | | | Grand Total Dispositions | 0 | 0 | 91 | 91 | 2,743 |
| | | | Total Non-Trial Dispositions | 0 | 0 | 89 | 89 | 2,726 |
| | | | Total Trial Dispositions | 0 | 0 | 2 | 2 | 17 |
| | Esmeralda County | Esmeralda Justice Court | New Filings (cases) | 7 | 1 | 21 | 29 | 2,227 |
| | | | Reopened (cases) | 0 | 0 | 0 | 0 | 11 |
| | | | Charges | 11 | 4 | 25 | 40 | 2,329 |
| | | | Grand Total Dispositions | 15 ^c | 3 ^c | 30 ^c | 48 ^c | 2,082 |
| | | | Total Non-Trial Dispositions | 15 | 3 | 28 | 46 | 2,082 |
| | | | Total Trial Dispositions | 0 | 0 | 2 | 2 | 0 |
| | | Beatty Justice Court | New Filings (cases) | 27 | 7 | 67 | 101 | 1,597 |
| | | | Reopened (cases) | 0 | 0 | 0 | 0 | 0 |
| | | | Charges | 41 | 16 | 87 | 144 | 1,699 |
| | | | Grand Total Dispositions | 26 | 6 | 50 | 82 | 1,727 |
| | | | Total Non-Trial Dispositions | 26 | 6 | 50 | 82 | 1,727 |
| | | | Total Trial Dispositions | 0 | 0 | 0 | 0 | 0 |
| | | Pahrump Justice Court | New Filings (cases) | 473 | 63 | 419 | 955 | 4,876 |
| | | | Reopened (cases) | 102 | 12 | 68 | 182 | 113 |
| | | | Charges | 913 | 148 | 668 | 1,729 | 5,647 |
| | | | Grand Total Dispositions | 571 | 89 | 533 | 1,193 | 4,765 |
| | | | Total Non-Trial Dispositions | 569 | 88 | 521 | 1,178 | 4,751 |
| | | | Total Trial Dispositions | 2 | 1 | 12 | 15 | 14 |
| | | Tonopah Justice Court | New Filings (cases) | 48 | 12 | 75 | 135 | 1,936 |
| | | | Reopened (cases) | 0 | 0 | 0 | 0 | 7 |
| | | | Charges | 69 | 21 | 114 | 204 | 2,180 |
| | | | Grand Total Dispositions | 50 | 8 | 75 | 133 | 1,847 |
| | | | Total Non-Trial Dispositions | 50 | 8 | 75 | 133 | 1,847 |
| | | | Total Trial Dispositions | 0 | 0 | 0 | 0 | 0 |
| 6th Judicial District | Humboldt County | Union Justice Court | New Filings (cases) | 221 | 30 | 487 | 738 | 2,926 |
| | | | Reopened (cases) | 4 | 1 | 0 | 5 | 1 |
| | | | Charges | 390 | 59 | 651 | 1,100 | 3,190 |
| | | | Grand Total Dispositions | 230 | 45 | 562 | 837 | 3,041 |
| | | | Total Non-Trial Dispositions | 230 | 45 | 553 | 828 | 3,035 |
| | | | Total Trial Dispositions | 0 | 0 | 9 | 9 | 6 |

^c Includes administrative case closures.

Source: Uniform System for Judicial Records, Nevada AOC, Court Statistics and Analysis Unit.

Table B5-1. Criminal Caseload Processed by Justice Courts in Nevada, Fiscal Year 2025.

| Justice Court, Criminal Caseload, Aggregate (3 of 4) | | | | Felony, Total | Gross Misdemeanor, Total | Misdemeanor (Non-Traffic), Total | Criminal Case Totals | Traffic, Infraction, and Parking Totals |
|--|-------------------|--------------------------------------|------------------------------|------------------|--------------------------|----------------------------------|----------------------|---|
| 7th Judicial District | Eureka County | Eureka Justice Court | New Filings (cases) | 19 | 0 | 34 | 53 | 610 |
| | | | Reopened (cases) | 0 | 0 | 0 | 0 | 1 |
| | | | Charges | 34 | 3 | 45 | 82 | 672 |
| | | | Grand Total Dispositions | 24 | 0 | 40 | 64 | 565 |
| | | | Total Non-Trial Dispositions | 24 | 0 | 36 | 60 | 559 |
| | | | Total Trial Dispositions | 0 | 0 | 4 | 4 | 6 |
| | Lincoln County | Meadow Valley Justice Court | New Filings (cases) | 46 | 10 | 58 | 114 | 877 |
| | | | Reopened (cases) | 0 | 0 | 0 | 0 | 0 |
| | | | Charges | 114 | 17 | 117 | 248 | 912 |
| | | | Grand Total Dispositions | 22 | 3 | 33 | 58 | 776 |
| | | | Total Non-Trial Dispositions | 22 | 3 | 33 | 58 | 776 |
| | | | Total Trial Dispositions | 0 | 0 | 0 | 0 | 0 |
| | | Pahrnagat Valley Justice Court | New Filings (cases) | 17 | 1 | 27 | 45 | 3,401 |
| | | | Reopened (cases) | 1 | 0 | 1 | 2 | 11 |
| | | | Charges | 37 | 5 | 44 | 86 | 3,499 |
| | | | Grand Total Dispositions | 31 ^c | 4 ^c | 77 ^c | 112 ^c | 3,792 |
| | | | Total Non-Trial Dispositions | 31 | 4 | 77 | 112 | 3,792 |
| | | | Total Trial Dispositions | 0 | 0 | 0 | 0 | 0 |
| | White Pine County | Ely Justice Court | New Filings (cases) | 125 | 20 | 90 | 235 | 1,248 |
| | | | Reopened (cases) | 6 | 3 | 2 | 11 | 8 |
| | | | Charges | 433 | 47 | 133 | 613 | 1,326 |
| | | | Grand Total Dispositions | 152 | 24 | 84 | 260 | 1,230 |
| | | | Total Non-Trial Dispositions | 152 | 24 | 84 | 260 | 1,221 |
| | | | Total Trial Dispositions | 0 | 0 | 0 | 0 | 9 |
| 8th Judicial District | Clark County | Boulder Justice Court | New Filings (cases) | 84 | 12 | 25 | 121 | 844 |
| | | | Reopened (cases) | 1 | 0 | 0 | 1 | 0 |
| | | | Charges | 173 | 21 | 46 | 240 | 917 |
| | | | Grand Total Dispositions | 81 | 11 | 29 | 121 | 869 |
| | | | Total Non-Trial Dispositions | 81 | 11 | 29 | 121 | 869 |
| | | | Total Trial Dispositions | 0 | 0 | 0 | 0 | 0 |
| | | Bunkerville Justice Court | New Filings (cases) | 5 | 0 | 17 | 22 | 1,302 |
| | | | Reopened (cases) | 0 | 0 | 0 | 0 | 1 |
| | | | Charges | 9 | 0 | 17 | 26 | 1,351 |
| | | | Grand Total Dispositions | 6 | 0 | 16 | 22 | 1,184 |
| | | | Total Non-Trial Dispositions | 6 | 0 | 16 | 22 | 1,184 |
| | | | Total Trial Dispositions | 0 | 0 | 0 | 0 | 0 |
| | | Goodsprings Justice Court | New Filings (cases) | 40 | 7 | 314 | 361 | 8,043 |
| | | | Reopened (cases) | 0 | 0 | 0 | 0 | 16 |
| | | | Charges | 82 | 16 | 361 | 459 | 8,800 |
| | | | Grand Total Dispositions | 40 | 8 | 330 | 378 | 8,731 |
| | | | Total Non-Trial Dispositions | 40 | 8 | 329 | 377 | 8,731 |
| | | | Total Trial Dispositions | 0 | 0 | 1 | 1 | 0 |
| | | Henderson Justice Court | New Filings (cases) | 1,041 | 177 | 257 | 1,475 | 2,635 |
| | | | Reopened (cases) | 36 | 3 | 0 | 39 | 7 |
| | | | Charges | 2,773 | 453 | 602 | 3,828 | 2,982 |
| | | | Grand Total Dispositions | 1,162 | 165 | 419 | 1,746 | 2,584 |
| | | | Total Non-Trial Dispositions | 1,162 | 165 | 419 | 1,746 | 2,584 |
| | | | Total Trial Dispositions | 0 | 0 | 0 | 0 | 0 |
| | | Las Vegas Justice Court ^d | New Filings (cases) | 15,171 | 2,330 | 41,907 | 59,408 | 130,378 |
| | | | Reopened (cases) | 1,270 | 435 | 1,211 | 2,916 | 544 |
| | | | Charges | 35,587 | 4,957 | 52,550 | 93,094 | 157,513 ^f |
| | | | Grand Total Dispositions | 17,611 | 2,637 | 33,880 | 54,128 | 97,796 |
| | | | Total Non-Trial Dispositions | 17,609 | 2,633 | 33,828 | 54,070 | 97,792 |
| | | | Total Trial Dispositions | 2 | 4 | 52 | 58 | 4 |
| | | Laughlin Justice Court | New Filings (cases) | 72 | 10 | 249 | 331 | 2,347 |
| | | | Reopened (cases) | 0 | 0 | 0 | 0 | 1 |
| | | | Charges | 249 | 27 | 328 | 604 | 2,623 |
| | | | Grand Total Dispositions | 147 ^c | 16 ^c | 292 ^c | 455 ^c | 2,385 |
| | | | Total Non-Trial Dispositions | 147 | 16 | 292 | 455 | 2,385 |
| | | | Total Trial Dispositions | 0 | 0 | 0 | 0 | 0 |
| | | Mesquite Justice Court | New Filings (cases) | 89 | 14 | 2 | 105 | 10 |
| | | | Reopened (cases) | 0 | 0 | 0 | 0 | 0 |
| | | | Charges | 196 | 28 | 27 | 251 | 20 |
| | | | Grand Total Dispositions | 96 | 13 | 6 | 115 | 11 |
| | | | Total Non-Trial Dispositions | 96 | 13 | 6 | 115 | 11 |
| | | | Total Trial Dispositions | 0 | 0 | 0 | 0 | 0 |

^c Includes administrative case closures.^d Traffic statistics include juvenile traffic information.^f Reopened (cases) not reported or under-reported.

Source: Uniform System for Judicial Records, Nevada AOC, Court Statistics and Analysis Unit.

Table B5-1. Criminal Caseload Processed by Justice Courts in Nevada, Fiscal Year 2025.

| Justice Court, Criminal Caseload, Aggregate (4 of 4) | | | | Felony, Total | Gross Misdemeanor, Total | Misdemeanor (Non-Traffic), Total | Criminal Case Totals | Traffic, Infraction, and Parking Totals |
|--|--------------------|-------------------------------|------------------------------|-----------------|--------------------------|----------------------------------|----------------------|---|
| 8th Judicial District Cont. | Clark County Cont. | Moapa Justice Court | New Filings (cases) | 12 | 2 | 48 | 62 | 3,168 |
| | | | Reopened (cases) | 1 | 0 | 0 | 1 | 5 |
| | | | Charges | 18 | 2 | 77 | 97 | 3,332 |
| | | | Grand Total Dispositions | 17 | 3 | 46 | 66 | 2,711 |
| | | | Total Non-Trial Dispositions | 17 | 3 | 46 | 66 | 2,710 |
| | | | Total Trial Dispositions | 0 | 0 | 0 | 0 | 1 |
| | | Moapa Valley Justice Court | New Filings (cases) | 18 | 0 | 105 | 123 | 1,190 |
| | | | Reopened (cases) | 0 | 0 | 0 | 0 | 0 |
| | | | Charges | 27 | 0 | 130 | 157 | 1,305 |
| | | | Grand Total Dispositions | 21 | 0 | 114 | 135 | 1,163 |
| | | | Total Non-Trial Dispositions | 21 | 0 | 114 | 135 | 1,163 |
| | | | Total Trial Dispositions | 0 | 0 | 0 | 0 | 0 |
| | | North Las Vegas Justice Court | New Filings (cases) | 1,540 | 304 | 176 | 2,020 | 623 |
| | | | Reopened (cases) | 0 | 0 | 0 | 0 | 2 |
| | | | Charges | 3,130 | 687 | 711 | 4,528 | 1,062 |
| | | | Grand Total Dispositions | 1,737 | 310 | 243 | 2,290 | 807 |
| | | | Total Non-Trial Dispositions | 1,737 | 310 | 242 | 2,289 | 807 |
| | | | Total Trial Dispositions | 0 | 0 | 1 | 1 | 0 |
| | | Searchlight Justice Court | New Filings (cases) | 11 | 0 | 73 | 84 | 3,666 |
| | | | Reopened (cases) | 0 | 0 | 0 | 0 | 0 |
| | | | Charges | 20 | 3 | 82 | 105 | 3,850 |
| | | | Grand Total Dispositions | 16 | 1 | 46 | 63 | 3,283 |
| | | | Total Non-Trial Dispositions | 16 | 1 | 45 | 62 | 3,280 |
| | | | Total Trial Dispositions | 0 | 0 | 1 | 1 | 3 |
| 9th Judicial District | Douglas County | East Fork Justice Court | New Filings (cases) | 282 | 27 | 562 | 871 | 3,036 |
| | | | Reopened (cases) | 39 | 8 | 122 | 169 | 65 |
| | | | Charges | 409 | 58 | 881 | 1,348 | 3,583 |
| | | | Grand Total Dispositions | 266 | 28 | 615 | 909 | 3,119 |
| | | | Total Non-Trial Dispositions | 261 | 28 | 599 | 888 | 3,114 |
| | | | Total Trial Dispositions | 5 | 0 | 16 | 21 | 5 |
| | | Tahoe Justice Court | New Filings (cases) | 125 | 10 | 321 | 456 | 1,839 |
| | | | Reopened (cases) | 15 | 2 | 59 | 76 | 24 |
| | | | Charges | 183 | 23 | 508 | 714 | 2,082 |
| | | | Grand Total Dispositions | 115 | 13 | 335 | 463 | 1,874 |
| 10th Judicial District | Churchill County | New River Justice Court | New Filings (cases) | 215 | 59 | 295 | 569 | 1,391 |
| | | | Reopened (cases) | 7 | 3 | 7 | 17 | 2 |
| | | | Charges | 380 | 113 | 472 | 965 | 1,802 |
| | | | Grand Total Dispositions | 217 | 54 | 336 | 607 | 1,346 |
| | | | Total Non-Trial Dispositions | 217 | 54 | 328 | 599 | 1,340 |
| | | | Total Trial Dispositions | 0 | 0 | 8 | 8 | 6 |
| | | Argenta Justice Court | New Filings (cases) | 21 | 4 | 64 | 89 | 1,144 |
| | | | Reopened (cases) | 0 | 1 | 1 | 2 | 1 |
| | | | Charges | 26 | 13 | 72 | 111 | 1,178 |
| | | | Grand Total Dispositions | 28 ^c | 4 ^c | 88 ^c | 120 ^c | 1,174 |
| 11th Judicial District | Lander County | Austin Justice Court | New Filings (cases) | 2 | 0 | 2 | 4 | 372 |
| | | | Reopened (cases) | 0 | 0 | 0 | 0 | 0 |
| | | | Charges | 4 | 0 | 2 | 6 | 409 |
| | | | Grand Total Dispositions | 2 | 0 | 1 | 3 | 296 |
| | | | Total Non-Trial Dispositions | 2 | 0 | 1 | 3 | 296 |
| | | | Total Trial Dispositions | 0 | 0 | 0 | 0 | 0 |
| | | Hawthorne Justice Court | New Filings (cases) | 87 | 9 | 104 | 200 | 1,694 |
| | | | Reopened (cases) | 13 | 3 | 18 | 34 | 4 |
| | | | Charges | 198 | 27 | 207 | 432 | 1,939 |
| | | | Grand Total Dispositions | 70 | 10 | 120 | 200 | 1,629 |
| | | | Total Non-Trial Dispositions | 70 | 10 | 119 | 199 | 1,629 |
| | | | Total Trial Dispositions | 0 | 0 | 1 | 1 | 0 |
| | | Lake Justice Court | New Filings (cases) | 74 | 13 | 135 | 222 | 192 |
| | | | Reopened (cases) | 0 | 0 | 0 | 0 | 0 |
| | | | Charges | 124 | 22 | 151 | 297 | 224 |
| | | | Grand Total Dispositions | 79 | 12 | 153 | 244 | 206 |
| | | | Total Non-Trial Dispositions | 79 | 12 | 151 | 242 | 204 |
| | | | Total Trial Dispositions | 0 | 0 | 2 | 2 | 2 |

^c Parking includes both misdemeanor and civil infraction offenses; civil infraction reporting began January 2023.

Source: Uniform System for Judicial Records, Nevada AOC, Court Statistics and Analysis Unit.

Table B5-2. Criminal Caseload Processed by Justice Courts in Nevada, Fiscal Year 2025.

| Justice Court, Criminal Caseload, Felony (1 of 6) | | | Crimes Against Persons, Felony | Domestic Violence, Felony | Older/Vulnerable Persons Abuse, Felony | Child Abuse & Neglect, Felony | Protection Order Violation, Felony | Crimes Against Property, Felony | Drugs, Felony | Weapons, Felony | Public Order, Felony | Motor Vehicle - DUI, Felony | Motor Vehicle - Reckless, Felony | Motor Vehicle - Other, Felony | Other, Felony |
|--|---|----------------------------------|-----------------------------------|------------------------------|---|----------------------------------|---------------------------------------|------------------------------------|------------------|--------------------|-------------------------|--------------------------------|-------------------------------------|----------------------------------|------------------|
| Totals^a | Nevada Justice Courts | New Filings (cases) | 5,492 | 2,690 | 133 | 1,124 | 56 | 7,156 | 4,833 | 1,307 | 149 | 431 | 42 | 336 | 391 |
| | | Reopened (cases) | 284 | 214 | 8 | 92 | 2 | 550 | 695 | 100 | 6 | 17 | 2 | 13 | 26 |
| | | Charges | 10,912 | 4,474 | 202 | 2,540 | 110 | 18,849 | 8,567 | 5,250 | 372 | 521 | 143 | 729 | 582 |
| | | Grand Total Dispositions | 6,134 | 2,951 | 131 | 1,230 | 52 | 8,420 | 5,528 | 1,470 | 196 | 489 | 43 | 335 | 431 |
| | | Total Non-Trial Dispositions | 6,129 | 2,949 | 131 | 1,230 | 52 | 8,418 | 5,520 | 1,470 | 196 | 489 | 43 | 335 | 431 |
| | | Total Trial Dispositions | 5 | 2 | 0 | 0 | 0 | 2 | 8 | 0 | 0 | 0 | 0 | 0 | 0 |
| 1st Judicial District | Carson City Justice Court ^b | New Filings (cases) | 86 | 19 | 2 | 32 | 4 | 114 | 401 | 12 | 1 | 15 | 0 | 11 | 13 |
| | | Reopened (cases) | 1 | 0 | 0 | 0 | 0 | 0 | 4 | 0 | 0 | 0 | 0 | 0 | 0 |
| | | Charges | 114 | 24 | 3 | 50 | 6 | 154 | 707 | 70 | 1 | 15 | 0 | 17 | 17 |
| | | Grand Total Dispositions | 101 | 13 | 6 | 36 | 3 | 122 | 335 | 12 | 1 | 14 | 0 | 9 | 25 |
| | | Total Non-Trial Dispositions | 100 | 13 | 6 | 36 | 3 | 122 | 333 | 12 | 1 | 14 | 0 | 9 | 25 |
| | | Total Trial Dispositions | 1 | 0 | 0 | 0 | 0 | 0 | 2 | 0 | 0 | 0 | 0 | 0 | 0 |
| | Storey County Justice Court | New Filings (cases) | 6 | 2 | 1 | 0 | 0 | 29 | 33 | 4 | 0 | 0 | 1 | 1 | 3 |
| | | Reopened (cases) | 0 | 0 | 0 | 0 | 0 | 0 | 0 | 0 | 0 | 0 | 0 | 0 | 0 |
| | | Charges | 11 | 2 | 2 | 0 | 0 | 50 | 56 | 10 | 0 | 0 | 1 | 2 | 3 |
| | | Grand Total Dispositions | 5 | 2 | 0 | 1 | 0 | 18 | 16 | 3 | 0 | 0 | 0 | 2 | 2 |
| | | Total Non-Trial Dispositions | 5 | 2 | 0 | 1 | 0 | 18 | 16 | 3 | 0 | 0 | 0 | 2 | 2 |
| | | Total Trial Dispositions | 0 | 0 | 0 | 0 | 0 | 0 | 0 | 0 | 0 | 0 | 0 | 0 | 0 |
| 2nd Judicial District | Washoe County | Incline Village Justice Court | New Filings (cases) | 4 | 2 | 0 | 0 | 0 | 8 | 5 | 0 | 1 | 3 | 0 | 3 |
| | | | Reopened (cases) | 0 | 0 | 0 | 0 | 0 | 1 | 2 | 0 | 0 | 0 | 0 | 0 |
| | | | Charges | 5 | 2 | 0 | 0 | 0 | 21 | 7 | 5 | 1 | 3 | 0 | 3 |
| | | | Grand Total Dispositions | 3 | 1 | 0 | 0 | 0 | 8 | 7 | 0 | 1 | 1 | 0 | 1 |
| | | | Total Non-Trial Dispositions | 3 | 1 | 0 | 0 | 0 | 8 | 7 | 0 | 1 | 1 | 0 | 1 |
| | | | Total Trial Dispositions | 0 | 0 | 0 | 0 | 0 | 0 | 0 | 0 | 0 | 0 | 0 | 0 |
| | | Reno Justice Court | New Filings (cases) | 459 | 163 | 8 | 35 | 4 | 473 | 494 | 103 | 8 | 43 | 1 | 33 |
| | | | Reopened (cases) | 63 | 48 | 1 | 12 | 0 | 50 | 116 | 7 | 0 | 3 | 1 | 6 |
| | | | Charges | 677 | 227 | 8 | 78 | 4 | 899 | 813 | 308 | 30 | 48 | 1 | 65 |
| | | | Grand Total Dispositions | 495 | 210 | 8 | 47 | 4 | 531 | 593 | 104 | 9 | 48 | 2 | 31 |
| | | | Total Non-Trial Dispositions | 494 | 209 | 8 | 47 | 4 | 531 | 593 | 104 | 9 | 48 | 2 | 31 |
| | | | Total Trial Dispositions | 1 | 1 | 0 | 0 | 0 | 0 | 0 | 0 | 0 | 0 | 0 | 0 |
| | | Sparks Justice Court | New Filings (cases) | 107 | 68 | 2 | 13 | 2 | 267 | 176 | 33 | 3 | 22 | 0 | 19 |
| | | | Reopened (cases) | 14 | 18 | 0 | 2 | 0 | 23 | 86 | 4 | 1 | 2 | 0 | 3 |
| | | | Charges | 213 | 94 | 2 | 26 | 2 | 544 | 300 | 123 | 5 | 24 | 0 | 32 |
| | | | Grand Total Dispositions | 128 | 77 | 5 | 21 | 2 | 311 | 308 | 36 | 3 | 25 | 0 | 21 |
| | | | Total Non-Trial Dispositions | 128 | 77 | 5 | 21 | 2 | 311 | 308 | 36 | 3 | 25 | 0 | 21 |
| | | | Total Trial Dispositions | 0 | 0 | 0 | 0 | 0 | 0 | 0 | 0 | 0 | 0 | 0 | 0 |
| | | Wadsworth Justice Court | New Filings (cases) | 0 | 0 | 0 | 0 | 0 | 0 | 0 | 0 | 0 | 0 | 0 | 0 |
| | | | Reopened (cases) | 0 | 0 | 0 | 0 | 0 | 0 | 0 | 0 | 0 | 0 | 0 | 0 |
| | | | Charges | 0 | 0 | 0 | 0 | 0 | 0 | 0 | 0 | 0 | 0 | 0 | 0 |
| | | | Grand Total Dispositions | 0 | 0 | 0 | 0 | 0 | 0 | 0 | 0 | 0 | 0 | 0 | 0 |
| | | | Total Non-Trial Dispositions | 0 | 0 | 0 | 0 | 0 | 0 | 0 | 0 | 0 | 0 | 0 | 0 |
| | | | Total Trial Dispositions | 0 | 0 | 0 | 0 | 0 | 0 | 0 | 0 | 0 | 0 | 0 | 0 |

^a Totals reflect aggregate information from the Nevada Justice Courts. Information contained herein may reflect non-standard reporting and is noted by subsequent footnotes. Case types determined by the USJR charge hierarchy defined in the Nevada Courts Statistical Reporting Dictionary.

^b Carson City is a consolidated municipality and the justice court includes municipal court information. Statistics are reported in the justice court tables only.

Source: Uniform System for Judicial Records, Nevada AOC, Court Statistics and Analysis Unit.

Table B5-2. Criminal Caseload Processed by Justice Courts in Nevada, Fiscal Year 2025.

| Justice Court, Criminal Caseload, Felony (2 of 6) | | | | Crimes Against Persons, Felony | Domestic Violence, Felony | Older/Vulnerable Persons Abuse, Felony | Child Abuse & Neglect, Felony | Protection Order Violation, Felony | Crimes Against Property, Felony | Drugs, Felony | Weapons, Felony | Public Order, Felony | Motor Vehicle - DUI, Felony | Motor Vehicle - Reckless, Felony | Motor Vehicle - Other, Felony | Other, Felony |
|--|-------------|-------------------------------|------------------------------|-----------------------------------|------------------------------|---|----------------------------------|---------------------------------------|------------------------------------|------------------|--------------------|-------------------------|--------------------------------|-------------------------------------|----------------------------------|------------------|
| 3rd Judicial District | Lyon County | Canal Justice Court | New Filings (cases) | 19 | 2 | 0 | 2 | 0 | 33 | 56 | 3 | 0 | 6 | 0 | 5 | 4 |
| | | | Reopened (cases) | 2 | 0 | 0 | 0 | 0 | 1 | 0 | 0 | 0 | 2 | 0 | 0 | 0 |
| | | | Charges | 25 | 4 | 0 | 5 | 0 | 51 | 83 | 12 | 0 | 6 | 0 | 8 | 6 |
| | | | Grand Total Dispositions | 18 | 2 | 0 | 2 | 1 | 53 | 48 | 2 | 0 | 6 | 0 | 2 | 3 |
| | | | Total Non-Trial Dispositions | 18 | 2 | 0 | 2 | 1 | 53 | 48 | 2 | 0 | 6 | 0 | 2 | 3 |
| | | | Total Trial Dispositions | 0 | 0 | 0 | 0 | 0 | 0 | 0 | 0 | 0 | 0 | 0 | 0 | 0 |
| | | Dayton Justice Court | New Filings (cases) | 11 | 0 | 0 | 3 | 2 | 8 | 37 | 7 | 0 | 7 | 0 | 4 | 0 |
| | | | Reopened (cases) | 1 | 0 | 0 | 0 | 0 | 1 | 0 | 0 | 0 | 0 | 0 | 0 | 0 |
| | | | Charges | 18 | 0 | 0 | 4 | 4 | 10 | 59 | 33 | 0 | 10 | 0 | 5 | 0 |
| | | | Grand Total Dispositions | 10 | 0 | 0 | 4 | 2 | 16 | 26 | 4 | 0 | 5 | 0 | 3 | 0 |
| | | | Total Non-Trial Dispositions | 10 | 0 | 0 | 4 | 2 | 16 | 26 | 4 | 0 | 5 | 0 | 3 | 0 |
| | | | Total Trial Dispositions | 0 | 0 | 0 | 0 | 0 | 0 | 0 | 0 | 0 | 0 | 0 | 0 | 0 |
| | | Walker River Justice Court | New Filings (cases) | 35 | 2 | 1 | 9 | 1 | 33 | 81 | 3 | 0 | 6 | 0 | 4 | 7 |
| | | | Reopened (cases) | 1 | 0 | 0 | 0 | 0 | 1 | 1 | 0 | 0 | 1 | 0 | 0 | 0 |
| | | | Charges | 48 | 3 | 1 | 11 | 1 | 45 | 115 | 16 | 1 | 6 | 0 | 8 | 8 |
| | | | Grand Total Dispositions | 24 | 2 | 0 | 2 | 1 | 22 | 65 | 2 | 0 | 2 | 0 | 4 | 2 |
| | | | Total Non-Trial Dispositions | 24 | 2 | 0 | 2 | 1 | 22 | 65 | 2 | 0 | 2 | 0 | 4 | 2 |
| | | | Total Trial Dispositions | 0 | 0 | 0 | 0 | 0 | 0 | 0 | 0 | 0 | 0 | 0 | 0 | 0 |
| 4th Judicial District | Elko County | Carlin Justice Court | New Filings (cases) | 0 | 0 | 0 | 0 | 0 | 0 | 0 | 0 | 0 | 0 | 0 | 0 | 0 |
| | | | Reopened (cases) | 0 | 0 | 0 | 0 | 0 | 0 | 0 | 0 | 0 | 0 | 0 | 0 | 0 |
| | | | Charges | 0 | 0 | 0 | 0 | 0 | 0 | 0 | 0 | 0 | 0 | 0 | 0 | 0 |
| | | | Grand Total Dispositions | 0 | 0 | 0 | 0 | 0 | 0 | 0 | 0 | 0 | 0 | 0 | 0 | 0 |
| | | | Total Non-Trial Dispositions | 0 | 0 | 0 | 0 | 0 | 0 | 0 | 0 | 0 | 0 | 0 | 0 | 0 |
| | | | Total Trial Dispositions | 0 | 0 | 0 | 0 | 0 | 0 | 0 | 0 | 0 | 0 | 0 | 0 | 0 |
| | | Eastline Justice Court | New Filings (cases) | 0 | 0 | 0 | 0 | 0 | 0 | 0 | 0 | 0 | 0 | 0 | 0 | 0 |
| | | | Reopened (cases) | 0 | 0 | 0 | 0 | 0 | 0 | 0 | 0 | 0 | 0 | 0 | 0 | 0 |
| | | | Charges | 0 | 0 | 0 | 0 | 0 | 0 | 0 | 0 | 0 | 0 | 0 | 0 | 0 |
| | | | Grand Total Dispositions | 0 | 0 | 0 | 0 | 0 | 0 | 0 | 0 | 0 | 0 | 0 | 0 | 0 |
| | | | Total Non-Trial Dispositions | 0 | 0 | 0 | 0 | 0 | 0 | 0 | 0 | 0 | 0 | 0 | 0 | 0 |
| | | | Total Trial Dispositions | 0 | 0 | 0 | 0 | 0 | 0 | 0 | 0 | 0 | 0 | 0 | 0 | 0 |
| | | Elko Justice Court | New Filings (cases) | 87 | 19 | 4 | 20 | 1 | 114 | 151 | 29 | 1 | 7 | 0 | 6 | 8 |
| | | | Reopened (cases) | 11 | 5 | 0 | 0 | 0 | 7 | 10 | 0 | 0 | 0 | 0 | 0 | 1 |
| | | | Charges | 154 | 27 | 5 | 47 | 1 | 292 | 323 | 132 | 2 | 8 | 1 | 14 | 16 |
| | | | Grand Total Dispositions | 92 | 16 | 4 | 8 | 1 | 102 | 145 | 19 | 1 | 12 | 0 | 8 | 8 |
| | | | Total Non-Trial Dispositions | 91 | 16 | 4 | 8 | 1 | 102 | 145 | 19 | 1 | 12 | 0 | 8 | 8 |
| | | | Total Trial Dispositions | 1 | 0 | 0 | 0 | 0 | 0 | 0 | 0 | 0 | 0 | 0 | 0 | 0 |
| | | Wells Justice Court | New Filings (cases) | 0 | 0 | 0 | 0 | 0 | 0 | 0 | 0 | 0 | 0 | 0 | 0 | 0 |
| | | | Reopened (cases) | 0 | 0 | 0 | 0 | 0 | 0 | 0 | 0 | 0 | 0 | 0 | 0 | 0 |
| | | | Charges | 0 | 0 | 0 | 0 | 0 | 0 | 0 | 0 | 0 | 0 | 0 | 0 | 0 |
| | | | Grand Total Dispositions | 0 | 0 | 0 | 0 | 0 | 0 | 0 | 0 | 0 | 0 | 0 | 0 | 0 |
| | | | Total Non-Trial Dispositions | 0 | 0 | 0 | 0 | 0 | 0 | 0 | 0 | 0 | 0 | 0 | 0 | 0 |
| | | | Total Trial Dispositions | 0 | 0 | 0 | 0 | 0 | 0 | 0 | 0 | 0 | 0 | 0 | 0 | 0 |

Source: Uniform System for Judicial Records, Nevada AOC, Court Statistics and Analysis Unit.

Table B5-2. Criminal Caseload Processed by Justice Courts in Nevada, Fiscal Year 2025.

| Justice Court, Criminal Caseload, Felony (3 of 6) | | | | Crimes Against Persons, Felony | Domestic Violence, Felony | Older/Vulnerable Persons Abuse, Felony | Child Abuse & Neglect, Felony | Protection Order Violation, Felony | Crimes Against Property, Felony | Drugs, Felony | Weapons, Felony | Public Order, Felony | Motor Vehicle - DUI, Felony | Motor Vehicle - Reckless, Felony | Motor Vehicle - Other, Felony | Other, Felony |
|--|------------------|-------------------------|---------------------------------------|-----------------------------------|------------------------------|---|----------------------------------|---------------------------------------|------------------------------------|------------------|--------------------|-------------------------|--------------------------------|-------------------------------------|----------------------------------|------------------|
| 5th Judicial District | Esmeralda County | Esmeralda Justice Court | New Filings (cases) | 2 | 0 | 0 | 0 | 0 | 2 | 1 | 0 | 0 | 0 | 1 | 0 | 1 |
| | | | Reopened (cases) | 0 | 0 | 0 | 0 | 0 | 0 | 0 | 0 | 0 | 0 | 0 | 0 | 0 |
| | | | Charges | 2 | 0 | 0 | 0 | 0 | 3 | 1 | 0 | 0 | 0 | 4 | 0 | 1 |
| | | | Grand Total Dispositions ^c | 2 | 0 | 0 | 1 | 0 | 2 | 7 | 2 | 0 | 0 | 0 | 0 | 1 |
| | | | Total Non-Trial Dispositions | 2 | 0 | 0 | 1 | 0 | 2 | 7 | 2 | 0 | 0 | 0 | 0 | 1 |
| | | | Total Trial Dispositions | 0 | 0 | 0 | 0 | 0 | 0 | 0 | 0 | 0 | 0 | 0 | 0 | 0 |
| | Nye County | Beatty Justice Court | New Filings (cases) | 9 | 0 | 2 | 0 | 0 | 10 | 3 | 0 | 0 | 1 | 1 | 0 | 1 |
| | | | Reopened (cases) | 0 | 0 | 0 | 0 | 0 | 0 | 0 | 0 | 0 | 0 | 0 | 0 | 0 |
| | | | Charges | 11 | 0 | 2 | 0 | 0 | 17 | 7 | 0 | 0 | 1 | 1 | 1 | 1 |
| | | | Grand Total Dispositions | 4 | 2 | 0 | 1 | 0 | 10 | 5 | 1 | 0 | 1 | 0 | 0 | 2 |
| | | | Total Non-Trial Dispositions | 4 | 2 | 0 | 1 | 0 | 10 | 5 | 1 | 0 | 1 | 0 | 0 | 2 |
| | | | Total Trial Dispositions | 0 | 0 | 0 | 0 | 0 | 0 | 0 | 0 | 0 | 0 | 0 | 0 | 0 |
| | | Pahrump Justice Court | New Filings (cases) | 107 | 20 | 2 | 12 | 2 | 93 | 193 | 7 | 0 | 4 | 2 | 7 | 24 |
| | | | Reopened (cases) | 13 | 5 | 0 | 1 | 1 | 12 | 70 | 0 | 0 | 0 | 0 | 0 | 0 |
| | | | Charges | 192 | 27 | 2 | 24 | 2 | 268 | 286 | 65 | 0 | 4 | 3 | 13 | 27 |
| | | | Grand Total Dispositions | 121 | 21 | 1 | 9 | 4 | 103 | 263 | 12 | 0 | 2 | 1 | 7 | 27 |
| | | | Total Non-Trial Dispositions | 120 | 21 | 1 | 9 | 4 | 102 | 263 | 12 | 0 | 2 | 1 | 7 | 27 |
| | | | Total Trial Dispositions | 1 | 0 | 0 | 0 | 0 | 1 | 0 | 0 | 0 | 0 | 0 | 0 | 0 |
| | | Tonopah Justice Court | New Filings (cases) | 11 | 1 | 0 | 1 | 0 | 14 | 18 | 0 | 0 | 1 | 0 | 1 | 1 |
| | | | Reopened (cases) | 0 | 0 | 0 | 0 | 0 | 0 | 0 | 0 | 0 | 0 | 0 | 0 | 0 |
| | | | Charges | 13 | 1 | 0 | 2 | 0 | 20 | 24 | 1 | 1 | 1 | 0 | 3 | 3 |
| | | | Grand Total Dispositions | 17 | 0 | 0 | 1 | 0 | 9 | 17 | 3 | 0 | 0 | 0 | 1 | 2 |
| | | | Total Non-Trial Dispositions | 17 | 0 | 0 | 1 | 0 | 9 | 17 | 3 | 0 | 0 | 0 | 1 | 2 |
| | | | Total Trial Dispositions | 0 | 0 | 0 | 0 | 0 | 0 | 0 | 0 | 0 | 0 | 0 | 0 | 0 |
| 6th Judicial District | Humboldt County | Union Justice Court | New Filings (cases) | 46 | 15 | 5 | 19 | 6 | 48 | 52 | 5 | 0 | 4 | 1 | 6 | 14 |
| | | | Reopened (cases) | 2 | 0 | 0 | 0 | 0 | 1 | 1 | 0 | 0 | 0 | 0 | 0 | 0 |
| | | | Charges | 103 | 18 | 8 | 22 | 36 | 60 | 93 | 19 | 0 | 4 | 1 | 8 | 18 |
| | | | Grand Total Dispositions | 46 | 5 | 5 | 12 | 4 | 55 | 73 | 6 | 0 | 9 | 0 | 6 | 9 |
| | | | Total Non-Trial Dispositions | 46 | 5 | 5 | 12 | 4 | 55 | 73 | 6 | 0 | 9 | 0 | 6 | 9 |
| 7th Judicial District | Eureka County | Eureka Justice Court | Total Trial Dispositions | 0 | 0 | 0 | 0 | 0 | 0 | 0 | 0 | 0 | 0 | 0 | 0 | 0 |
| | | | New Filings (cases) | 6 | 0 | 0 | 0 | 0 | 7 | 3 | 1 | 0 | 0 | 0 | 0 | 2 |
| | | | Reopened (cases) | 0 | 0 | 0 | 0 | 0 | 0 | 0 | 0 | 0 | 0 | 0 | 0 | 0 |
| | | | Charges | 16 | 0 | 0 | 0 | 0 | 11 | 3 | 1 | 0 | 0 | 0 | 0 | 3 |
| | | | Grand Total Dispositions | 6 | 1 | 0 | 1 | 0 | 6 | 6 | 1 | 0 | 1 | 0 | 0 | 2 |
| | | | Total Non-Trial Dispositions | 6 | 1 | 0 | 1 | 0 | 6 | 6 | 1 | 0 | 1 | 0 | 0 | 2 |
| | | | Total Trial Dispositions | 0 | 0 | 0 | 0 | 0 | 0 | 0 | 0 | 0 | 0 | 0 | 0 | 0 |

^c Includes administrative case closures.

Source: Uniform System for Judicial Records, Nevada AOC, Court Statistics and Analysis Unit.

Table B5-2. Criminal Caseload Processed by Justice Courts in Nevada, Fiscal Year 2025.

| Justice Court, Criminal Caseload, Felony (4 of 6) | | | | Crimes Against Persons, Felony | Domestic Violence, Felony | Older/Vulnerable Persons Abuse, Felony | Child Abuse & Neglect, Felony | Protection Order Violation, Felony | Crimes Against Property, Felony | Drugs, Felony | Weapons, Felony | Public Order, Felony | Motor Vehicle - DUI, Felony | Motor Vehicle - Reckless, Felony | Motor Vehicle - Other, Felony | Other, Felony |
|--|----------------------|------------------------------------|---------------------------------------|-----------------------------------|------------------------------|---|----------------------------------|---------------------------------------|------------------------------------|------------------|--------------------|-------------------------|--------------------------------|-------------------------------------|----------------------------------|------------------|
| 7th Judicial District Cont. | Lincoln County | Meadow Valley Justice Court | New Filings (cases) | 9 | 2 | 0 | 4 | 0 | 11 | 15 | 2 | 0 | 0 | 0 | 0 | 3 |
| | | | Reopened (cases) | 0 | 0 | 0 | 0 | 0 | 0 | 0 | 0 | 0 | 0 | 0 | 0 | 0 |
| | | | Charges | 11 | 8 | 0 | 5 | 0 | 46 | 30 | 8 | 0 | 1 | 0 | 1 | 4 |
| | | | Grand Total Dispositions | 8 | 1 | 0 | 1 | 0 | 6 | 3 | 1 | 0 | 0 | 0 | 0 | 2 |
| | | | Total Non-Trial Dispositions | 8 | 1 | 0 | 1 | 0 | 6 | 3 | 1 | 0 | 0 | 0 | 0 | 2 |
| | | | Total Trial Dispositions | 0 | 0 | 0 | 0 | 0 | 0 | 0 | 0 | 0 | 0 | 0 | 0 | 0 |
| | | Pahranagat Valley Justice Court | New Filings (cases) | 1 | 0 | 0 | 0 | 0 | 4 | 6 | 4 | 0 | 0 | 0 | 1 | 1 |
| | | | Reopened (cases) | 0 | 0 | 0 | 0 | 0 | 0 | 1 | 0 | 0 | 0 | 0 | 0 | 0 |
| | | | Charges | 2 | 0 | 0 | 0 | 0 | 5 | 21 | 5 | 0 | 0 | 0 | 3 | 1 |
| | | | Grand Total Dispositions ^c | 4 | 0 | 0 | 1 | 0 | 6 | 16 | 3 | 0 | 0 | 0 | 1 | 0 |
| | | | Total Non-Trial Dispositions | 4 | 0 | 0 | 1 | 0 | 6 | 16 | 3 | 0 | 0 | 0 | 1 | 0 |
| | | | Total Trial Dispositions | 0 | 0 | 0 | 0 | 0 | 0 | 0 | 0 | 0 | 0 | 0 | 0 | 0 |
| | White Pine County | Ely Justice Court | New Filings (cases) | 45 | 7 | 1 | 11 | 1 | 19 | 25 | 4 | 0 | 4 | 1 | 1 | 6 |
| | | | Reopened (cases) | 2 | 0 | 0 | 1 | 0 | 2 | 1 | 0 | 0 | 0 | 0 | 0 | 0 |
| | | | Charges | 295 | 11 | 2 | 19 | 1 | 33 | 36 | 5 | 1 | 4 | 1 | 1 | 24 |
| | | | Grand Total Dispositions | 54 | 7 | 1 | 14 | 1 | 21 | 38 | 4 | 0 | 4 | 1 | 2 | 5 |
| | | | Total Non-Trial Dispositions | 54 | 7 | 1 | 14 | 1 | 21 | 38 | 4 | 0 | 4 | 1 | 2 | 5 |
| | | | Total Trial Dispositions | 0 | 0 | 0 | 0 | 0 | 0 | 0 | 0 | 0 | 0 | 0 | 0 | 0 |
| 8th Judicial District | Clark County | Boulder Justice Court | New Filings (cases) | 7 | 7 | 0 | 12 | 1 | 21 | 18 | 3 | 0 | 4 | 0 | 11 | 0 |
| | | | Reopened (cases) | 1 | 0 | 0 | 0 | 0 | 0 | 0 | 0 | 0 | 0 | 0 | 0 | 0 |
| | | | Charges | 13 | 17 | 0 | 27 | 2 | 39 | 36 | 23 | 0 | 4 | 0 | 12 | 0 |
| | | | Grand Total Dispositions | 12 | 6 | 1 | 14 | 0 | 22 | 16 | 1 | 0 | 4 | 0 | 5 | 0 |
| | | | Total Non-Trial Dispositions | 12 | 6 | 1 | 14 | 0 | 22 | 16 | 1 | 0 | 4 | 0 | 5 | 0 |
| | | | Total Trial Dispositions | 0 | 0 | 0 | 0 | 0 | 0 | 0 | 0 | 0 | 0 | 0 | 0 | 0 |
| | | Bunkerville Justice Court | New Filings (cases) | 3 | 0 | 0 | 0 | 0 | 0 | 0 | 0 | 0 | 0 | 1 | 1 | 0 |
| | | | Reopened (cases) | 0 | 0 | 0 | 0 | 0 | 0 | 0 | 0 | 0 | 0 | 0 | 0 | 0 |
| | | | Charges | 5 | 0 | 0 | 0 | 0 | 0 | 0 | 0 | 0 | 0 | 3 | 1 | 0 |
| | | | Grand Total Dispositions | 3 | 0 | 0 | 0 | 0 | 1 | 0 | 0 | 0 | 0 | 0 | 2 | 0 |
| | | | Total Non-Trial Dispositions | 3 | 0 | 0 | 0 | 0 | 1 | 0 | 0 | 0 | 0 | 0 | 2 | 0 |
| | | | Total Trial Dispositions | 0 | 0 | 0 | 0 | 0 | 0 | 0 | 0 | 0 | 0 | 0 | 0 | 0 |
| | | Goodsprings Justice Court | New Filings (cases) | 10 | 0 | 0 | 1 | 0 | 12 | 11 | 2 | 0 | 2 | 0 | 2 | 0 |
| | | | Reopened (cases) | 0 | 0 | 0 | 0 | 0 | 0 | 0 | 0 | 0 | 0 | 0 | 0 | 0 |
| | | | Charges | 15 | 2 | 0 | 1 | 0 | 22 | 30 | 6 | 0 | 2 | 1 | 3 | 0 |
| | | | Grand Total Dispositions | 8 | 0 | 0 | 1 | 0 | 15 | 10 | 3 | 0 | 3 | 0 | 0 | 0 |
| | | | Total Non-Trial Dispositions | 8 | 0 | 0 | 1 | 0 | 15 | 10 | 3 | 0 | 3 | 0 | 0 | 0 |
| | | | Total Trial Dispositions | 0 | 0 | 0 | 0 | 0 | 0 | 0 | 0 | 0 | 0 | 0 | 0 | 0 |
| | | Henderson Justice Court | New Filings (cases) | 231 | 146 | 8 | 74 | 1 | 398 | 102 | 45 | 5 | 22 | 1 | 7 | 1 |
| | | | Reopened (cases) | 19 | 4 | 0 | 0 | 0 | 8 | 2 | 1 | 1 | 0 | 1 | 0 | 0 |
| | | | Charges | 475 | 257 | 15 | 162 | 11 | 1,326 | 268 | 195 | 9 | 28 | 3 | 21 | 3 |
| | | | Grand Total Dispositions | 272 | 153 | 7 | 72 | 2 | 465 | 104 | 39 | 7 | 26 | 3 | 11 | 1 |
| | | | Total Non-Trial Dispositions | 272 | 153 | 7 | 72 | 2 | 465 | 104 | 39 | 7 | 26 | 3 | 11 | 1 |
| | | | Total Trial Dispositions | 0 | 0 | 0 | 0 | 0 | 0 | 0 | 0 | 0 | 0 | 0 | 0 | 0 |

^c Includes administrative case closures.

Source: Uniform System for Judicial Records, Nevada AOC, Court Statistics and Analysis Unit.

Table B5-2. Criminal Caseload Processed by Justice Courts in Nevada, Fiscal Year 2025.

| Justice Court, Criminal Caseload, Felony (5 of 6) | | | | Crimes Against Persons, Felony | Domestic Violence, Felony | Older/Vulnerable Persons Abuse, Felony | Child Abuse & Neglect, Felony | Protection Order Violation, Felony | Crimes Against Property, Felony | Drugs, Felony | Weapons, Felony | Public Order, Felony | Motor Vehicle - DUI, Felony | Motor Vehicle - Reckless, Felony | Motor Vehicle - Other, Felony | Other, Felony |
|--|--------------------|----------------------------------|---------------------------------------|-----------------------------------|------------------------------|---|----------------------------------|---------------------------------------|------------------------------------|------------------|--------------------|-------------------------|--------------------------------|-------------------------------------|----------------------------------|------------------|
| 8th Judicial District | Clark County Cont. | Las Vegas Justice Court | New Filings (cases) | 3,589 | 2,022 | 80 | 727 | 30 | 4,819 | 2,275 | 930 | 112 | 225 | 27 | 163 | 172 |
| | | | Reopened (cases) | 137 | 130 | 6 | 74 | 1 | 436 | 366 | 87 | 3 | 5 | 0 | 2 | 23 |
| | | | Charges | 7,333 | 3,404 | 134 | 1,750 | 39 | 13,716 | 4,086 | 3,781 | 288 | 281 | 104 | 403 | 268 |
| | | | Grand Total Dispositions | 4,046 | 2,225 | 76 | 795 | 26 | 5,773 | 2,733 | 1,075 | 162 | 274 | 31 | 170 | 225 |
| | | | Total Non-Trial Dispositions | 4,046 | 2,225 | 76 | 795 | 26 | 5,772 | 2,732 | 1,075 | 162 | 274 | 31 | 170 | 225 |
| | | | Total Trial Dispositions | 0 | 0 | 0 | 0 | 0 | 1 | 0 | 0 | 0 | 0 | 0 | 0 | 0 |
| | | Laughlin Justice Court | New Filings (cases) | 16 | 12 | 0 | 3 | 0 | 30 | 7 | 4 | 0 | 0 | 0 | 0 | 0 |
| | | | Reopened (cases) | 0 | 0 | 0 | 0 | 0 | 0 | 0 | 0 | 0 | 0 | 0 | 0 | 0 |
| | | | Charges | 32 | 18 | 0 | 16 | 0 | 146 | 16 | 13 | 0 | 4 | 4 | 0 | 0 |
| | | | Grand Total Dispositions ^c | 26 | 14 | 0 | 7 | 0 | 69 | 21 | 8 | 0 | 1 | 0 | 1 | 0 |
| | | | Total Non-Trial Dispositions | 26 | 14 | 0 | 7 | 0 | 69 | 21 | 8 | 0 | 1 | 0 | 1 | 0 |
| | | | Total Trial Dispositions | 0 | 0 | 0 | 0 | 0 | 0 | 0 | 0 | 0 | 0 | 0 | 0 | 0 |
| | | Mesquite Justice Court | New Filings (cases) | 12 | 6 | 3 | 6 | 0 | 36 | 18 | 4 | 1 | 0 | 0 | 3 | 0 |
| | | | Reopened (cases) | 0 | 0 | 0 | 0 | 0 | 0 | 0 | 0 | 0 | 0 | 0 | 0 | 0 |
| | | | Charges | 25 | 8 | 3 | 9 | 0 | 92 | 29 | 17 | 3 | 0 | 0 | 8 | 2 |
| | | | Grand Total Dispositions | 14 | 7 | 3 | 7 | 0 | 40 | 15 | 5 | 1 | 1 | 0 | 3 | 0 |
| | | | Total Non-Trial Dispositions | 14 | 7 | 3 | 7 | 0 | 40 | 15 | 5 | 1 | 1 | 0 | 3 | 0 |
| | | | Total Trial Dispositions | 0 | 0 | 0 | 0 | 0 | 0 | 0 | 0 | 0 | 0 | 0 | 0 | 0 |
| | | Moapa Justice Court | New Filings (cases) | 0 | 0 | 0 | 2 | 0 | 2 | 2 | 1 | 0 | 2 | 1 | 2 | 0 |
| | | | Reopened (cases) | 1 | 0 | 0 | 0 | 0 | 0 | 0 | 0 | 0 | 0 | 0 | 0 | 0 |
| | | | Charges | 0 | 0 | 0 | 3 | 0 | 3 | 3 | 1 | 0 | 2 | 1 | 5 | 0 |
| | | | Grand Total Dispositions | 1 | 0 | 0 | 3 | 0 | 6 | 3 | 1 | 0 | 1 | 1 | 1 | 0 |
| | | | Total Non-Trial Dispositions | 1 | 0 | 0 | 3 | 0 | 6 | 3 | 1 | 0 | 1 | 1 | 1 | 0 |
| | | | Total Trial Dispositions | 0 | 0 | 0 | 0 | 0 | 0 | 0 | 0 | 0 | 0 | 0 | 0 | 0 |
| | | Moapa Valley Justice Court | New Filings (cases) | 4 | 5 | 0 | 3 | 0 | 4 | 1 | 0 | 1 | 0 | 0 | 0 | 0 |
| | | | Reopened (cases) | 0 | 0 | 0 | 0 | 0 | 0 | 0 | 0 | 0 | 0 | 0 | 0 | 0 |
| | | | Charges | 4 | 8 | 0 | 5 | 0 | 7 | 2 | 0 | 1 | 0 | 0 | 0 | 0 |
| | | | Grand Total Dispositions | 5 | 3 | 0 | 4 | 0 | 5 | 3 | 0 | 1 | 0 | 0 | 0 | 0 |
| | | | Total Non-Trial Dispositions | 5 | 3 | 0 | 4 | 0 | 5 | 3 | 0 | 1 | 0 | 0 | 0 | 0 |
| | | | Total Trial Dispositions | 0 | 0 | 0 | 0 | 0 | 0 | 0 | 0 | 0 | 0 | 0 | 0 | 0 |
| | | North Las Vegas Justice Court | New Filings (cases) | 419 | 155 | 5 | 104 | 0 | 349 | 346 | 87 | 12 | 28 | 1 | 22 | 12 |
| | | | Reopened (cases) | 0 | 0 | 0 | 0 | 0 | 0 | 0 | 0 | 0 | 0 | 0 | 0 | 0 |
| | | | Charges | 824 | 291 | 5 | 210 | 0 | 643 | 674 | 342 | 24 | 33 | 11 | 51 | 22 |
| | | | Grand Total Dispositions | 449 | 163 | 7 | 137 | 0 | 426 | 371 | 105 | 9 | 28 | 2 | 20 | 20 |
| | | | Total Non-Trial Dispositions | 449 | 163 | 7 | 137 | 0 | 426 | 371 | 105 | 9 | 28 | 2 | 20 | 20 |
| | | | Total Trial Dispositions | 0 | 0 | 0 | 0 | 0 | 0 | 0 | 0 | 0 | 0 | 0 | 0 | 0 |
| | | Searchlight Justice Court | New Filings (cases) | 1 | 0 | 0 | 0 | 0 | 7 | 1 | 2 | 0 | 0 | 0 | 0 | 0 |
| | | | Reopened (cases) | 0 | 0 | 0 | 0 | 0 | 0 | 0 | 0 | 0 | 0 | 0 | 0 | 0 |
| | | | Charges | 2 | 0 | 0 | 0 | 0 | 11 | 1 | 6 | 0 | 0 | 0 | 0 | 0 |
| | | | Grand Total Dispositions | 4 | 0 | 0 | 0 | 0 | 6 | 3 | 3 | 0 | 0 | 0 | 0 | 0 |
| | | | Total Non-Trial Dispositions | 4 | 0 | 0 | 0 | 0 | 6 | 3 | 3 | 0 | 0 | 0 | 0 | 0 |
| | | | Total Trial Dispositions | 0 | 0 | 0 | 0 | 0 | 0 | 0 | 0 | 0 | 0 | 0 | 0 | 0 |

^c Includes administrative case closures.

Source: Uniform System for Judicial Records, Nevada AOC, Court Statistics and Analysis Unit.

Table B5-2. Criminal Caseload Processed by Justice Courts in Nevada, Fiscal Year 2025.

| Justice Court, Criminal Caseload, Felony (6 of 6) | | | | Crimes Against Persons, Felony | Domestic Violence, Felony | Older/Vulnerable Persons Abuse, Felony | Child Abuse & Neglect, Felony | Protection Order Violation, Felony | Crimes Against Property, Felony | Drugs, Felony | Weapons, Felony | Public Order, Felony | Motor Vehicle - DUI, Felony | Motor Vehicle - Reckless, Felony | Motor Vehicle - Other, Felony | Other, Felony |
|--|------------------|----------------------------|---------------------------------------|-----------------------------------|------------------------------|---|----------------------------------|---------------------------------------|------------------------------------|------------------|--------------------|-------------------------|--------------------------------|-------------------------------------|----------------------------------|------------------|
| 9th Judicial District | Douglas County | East Fork Justice Court | New Filings (cases) | 47 | 3 | 7 | 6 | 0 | 75 | 114 | 3 | 1 | 9 | 1 | 10 | 6 |
| | | | Reopened (cases) | 6 | 3 | 0 | 1 | 0 | 6 | 19 | 0 | 0 | 1 | 0 | 2 | 1 |
| | | | Charges | 58 | 5 | 8 | 10 | 0 | 115 | 158 | 16 | 2 | 10 | 1 | 17 | 9 |
| | | | Grand Total Dispositions | 42 | 3 | 2 | 7 | 0 | 69 | 111 | 6 | 0 | 6 | 1 | 11 | 8 |
| | | | Total Non-Trial Dispositions | 41 | 3 | 2 | 7 | 0 | 69 | 107 | 6 | 0 | 6 | 1 | 11 | 8 |
| | | | Total Trial Dispositions | 1 | 0 | 0 | 0 | 0 | 0 | 4 | 0 | 0 | 0 | 0 | 0 | 0 |
| | | Tahoe Justice Court | New Filings (cases) | 11 | 3 | 0 | 3 | 0 | 33 | 66 | 0 | 1 | 0 | 1 | 6 | 1 |
| | | | Reopened (cases) | 2 | 0 | 0 | 0 | 0 | 0 | 9 | 0 | 1 | 3 | 0 | 0 | 0 |
| | | | Charges | 15 | 4 | 0 | 6 | 0 | 55 | 89 | 2 | 1 | 3 | 1 | 6 | 1 |
| | | | Grand Total Dispositions | 16 | 3 | 0 | 3 | 0 | 26 | 60 | 0 | 0 | 3 | 0 | 2 | 2 |
| | | | Total Non-Trial Dispositions | 16 | 3 | 0 | 3 | 0 | 26 | 59 | 0 | 0 | 3 | 0 | 2 | 2 |
| | | | Total Trial Dispositions | 0 | 0 | 0 | 0 | 0 | 0 | 1 | 0 | 0 | 0 | 0 | 0 | 0 |
| 10th Judicial District | Churchill County | New River Justice Court | New Filings (cases) | 51 | 7 | 2 | 13 | 1 | 47 | 43 | 7 | 2 | 12 | 1 | 3 | 26 |
| | | | Reopened (cases) | 4 | 0 | 0 | 0 | 0 | 1 | 2 | 0 | 0 | 0 | 0 | 0 | 0 |
| | | | Charges | 130 | 10 | 2 | 20 | 1 | 71 | 76 | 16 | 2 | 15 | 1 | 7 | 29 |
| | | | Grand Total Dispositions | 56 | 8 | 2 | 7 | 1 | 70 | 35 | 5 | 1 | 12 | 1 | 5 | 14 |
| | | | Total Non-Trial Dispositions | 56 | 8 | 2 | 7 | 1 | 70 | 35 | 5 | 1 | 12 | 1 | 5 | 14 |
| | | | Total Trial Dispositions | 0 | 0 | 0 | 0 | 0 | 0 | 0 | 0 | 0 | 0 | 0 | 0 | 0 |
| 11th Judicial District | Lander County | Argenta Justice Court | New Filings (cases) | 1 | 0 | 0 | 0 | 0 | 5 | 13 | 0 | 0 | 1 | 0 | 1 | 0 |
| | | | Reopened (cases) | 0 | 0 | 0 | 0 | 0 | 0 | 0 | 0 | 0 | 0 | 0 | 0 | 0 |
| | | | Charges | 2 | 0 | 0 | 0 | 0 | 7 | 14 | 1 | 0 | 1 | 0 | 1 | 0 |
| | | | Grand Total Dispositions ^c | 3 | 1 | 0 | 0 | 0 | 2 | 17 | 1 | 0 | 0 | 0 | 1 | 3 |
| | | | Total Non-Trial Dispositions | 3 | 0 | 0 | 0 | 0 | 2 | 17 | 1 | 0 | 0 | 0 | 1 | 3 |
| | | | Total Trial Dispositions | 0 | 1 | 0 | 0 | 0 | 0 | 0 | 0 | 0 | 0 | 0 | 0 | 0 |
| | | Austin Justice Court | New Filings (cases) | 1 | 0 | 0 | 0 | 0 | 0 | 0 | 0 | 0 | 0 | 0 | 1 | 0 |
| | | | Reopened (cases) | 0 | 0 | 0 | 0 | 0 | 0 | 0 | 0 | 0 | 0 | 0 | 0 | 0 |
| | | | Charges | 3 | 0 | 0 | 0 | 0 | 0 | 0 | 0 | 0 | 0 | 0 | 1 | 0 |
| | | | Grand Total Dispositions | 1 | 0 | 0 | 0 | 0 | 0 | 0 | 0 | 0 | 0 | 0 | 1 | 0 |
| | | | Total Non-Trial Dispositions | 1 | 0 | 0 | 0 | 0 | 0 | 0 | 0 | 0 | 0 | 0 | 1 | 0 |
| | | | Total Trial Dispositions | 0 | 0 | 0 | 0 | 0 | 0 | 0 | 0 | 0 | 0 | 0 | 0 | 0 |
| | Mineral County | Hawthorne Justice Court | New Filings (cases) | 20 | 0 | 0 | 6 | 0 | 17 | 36 | 1 | 0 | 2 | 0 | 4 | 1 |
| | | | Reopened (cases) | 4 | 1 | 1 | 1 | 0 | 0 | 5 | 1 | 0 | 0 | 0 | 0 | 0 |
| | | | Charges | 40 | 0 | 0 | 23 | 0 | 48 | 66 | 8 | 0 | 2 | 0 | 10 | 1 |
| | | | Grand Total Dispositions | 17 | 2 | 3 | 5 | 0 | 9 | 28 | 2 | 0 | 0 | 0 | 4 | 0 |
| | | | Total Non-Trial Dispositions | 17 | 2 | 3 | 5 | 0 | 9 | 28 | 2 | 0 | 0 | 0 | 4 | 0 |
| | | | Total Trial Dispositions | 0 | 0 | 0 | 0 | 0 | 0 | 0 | 0 | 0 | 0 | 0 | 0 | 0 |
| | Pershing County | Lake Justice Court | New Filings (cases) | 19 | 2 | 0 | 3 | 0 | 14 | 30 | 1 | 0 | 1 | 0 | 1 | 3 |
| | | | Reopened (cases) | 0 | 0 | 0 | 0 | 0 | 0 | 0 | 0 | 0 | 0 | 0 | 0 | 0 |
| | | | Charges | 26 | 2 | 0 | 5 | 0 | 19 | 55 | 10 | 0 | 1 | 0 | 1 | 5 |
| | | | Grand Total Dispositions | 21 | 3 | 0 | 6 | 0 | 15 | 27 | 1 | 0 | 0 | 0 | 1 | 5 |
| | | | Total Non-Trial Dispositions | 21 | 3 | 0 | 6 | 0 | 15 | 27 | 1 | 0 | 0 | 0 | 1 | 5 |
| | | | Total Trial Dispositions | 0 | 0 | 0 | 0 | 0 | 0 | 0 | 0 | 0 | 0 | 0 | 0 | 0 |

^c Includes administrative case closures.

Source: Uniform System for Judicial Records, Nevada AOC, Court Statistics and Analysis Unit.

Table B5-2. Criminal Caseload Processed by Justice Courts in Nevada, Fiscal Year 2025.

| Justice Court, Criminal Caseload, Gross Misdemeanor (1 of 6) | | | | Crimes Against Persons, Gross Misdemeanor | Domestic Violence, Gross Misdemeanor | Older/Vulnerable Persons Abuse, Gross Misdemeanor | Child Abuse & Neglect, Gross Misdemeanor | Protection Order Violation, Gross Misdemeanor | Crimes Against Property, Gross Misdemeanor | Drugs, Gross Misdemeanor | Weapons, Gross Misdemeanor | Public Order, Gross Misdemeanor | Motor Vehicle - Other, Gross Misdemeanor | Other, Gross Misdemeanor |
|---|--------------------------|---|------------------------------|--|---|--|---|--|---|-----------------------------|-------------------------------|------------------------------------|---|-----------------------------|
| Totals^a | Nevada Justice Courts | New Filings (cases) | | 1,500 | 133 | 13 | 129 | 47 | 1,352 | 28 | 242 | 28 | 69 | 197 |
| | | Reopened (cases) | | 196 | 24 | 2 | 22 | 4 | 280 | 2 | 39 | 2 | 3 | 25 |
| | | Charges | | 2,458 | 372 | 22 | 220 | 65 | 2,960 | 132 | 1,185 | 63 | 96 | 402 |
| | | Grand Total Dispositions | | 1,556 | 147 | 16 | 123 | 51 | 1,629 | 36 | 269 | 33 | 71 | 233 |
| | | Total Non-Trial Dispositions | | 1,554 | 147 | 16 | 123 | 51 | 1,626 | 36 | 269 | 33 | 71 | 233 |
| | | Total Trial Dispositions | | 2 | 0 | 0 | 0 | 0 | 3 | 0 | 0 | 0 | 0 | 0 |
| 1st Judicial District | Carson City | Carson City Justice Court ^b | New Filings (cases) | 36 | 1 | 3 | 7 | 5 | 26 | 5 | 13 | 0 | 0 | 4 |
| | | | Reopened (cases) | 0 | 0 | 0 | 0 | 0 | 0 | 0 | 0 | 0 | 0 | 0 |
| | | | Charges | 60 | 1 | 7 | 10 | 5 | 79 | 24 | 26 | 2 | 0 | 11 |
| | | | Grand Total Dispositions | 31 | 0 | 1 | 6 | 3 | 30 | 4 | 14 | 0 | 0 | 6 |
| | | | Total Non-Trial Dispositions | 31 | 0 | 1 | 6 | 3 | 30 | 4 | 14 | 0 | 0 | 6 |
| | | | Total Trial Dispositions | 0 | 0 | 0 | 0 | 0 | 0 | 0 | 0 | 0 | 0 | 0 |
| | Storey County | Virginia City Justice Court | New Filings (cases) | 3 | 0 | 0 | 2 | 0 | 3 | 2 | 3 | 0 | 0 | 0 |
| | | | Reopened (cases) | 0 | 0 | 0 | 0 | 0 | 0 | 0 | 0 | 0 | 0 | 0 |
| | | | Charges | 5 | 0 | 0 | 2 | 0 | 8 | 2 | 7 | 0 | 0 | 0 |
| | | | Grand Total Dispositions | 1 | 0 | 0 | 1 | 0 | 7 | 1 | 1 | 0 | 0 | 1 |
| | | | Total Non-Trial Dispositions | 1 | 0 | 0 | 1 | 0 | 7 | 1 | 1 | 0 | 0 | 1 |
| | | | Total Trial Dispositions | 0 | 0 | 0 | 0 | 0 | 0 | 0 | 0 | 0 | 0 | 0 |
| 2nd Judicial District | Washoe County | Incline Village Justice Court | New Filings (cases) | 0 | 0 | 0 | 1 | 0 | 0 | 0 | 0 | 0 | 0 | 0 |
| | | | Reopened (cases) | 0 | 0 | 0 | 0 | 0 | 0 | 0 | 4 | 0 | 0 | 0 |
| | | | Charges | 1 | 0 | 0 | 1 | 0 | 4 | 0 | 0 | 0 | 0 | 0 |
| | | | Grand Total Dispositions | 1 | 0 | 0 | 0 | 0 | 0 | 0 | 0 | 0 | 0 | 0 |
| | | | Total Non-Trial Dispositions | 1 | 0 | 0 | 0 | 0 | 0 | 0 | 0 | 0 | 0 | 0 |
| | | | Total Trial Dispositions | 0 | 0 | 0 | 0 | 0 | 0 | 0 | 0 | 0 | 0 | 0 |
| | | Reno Justice Court | New Filings (cases) | 172 | 10 | 0 | 36 | 1 | 24 | 1 | 11 | 4 | 2 | 11 |
| | | | Reopened (cases) | 32 | 7 | 0 | 9 | 0 | 27 | 0 | 7 | 0 | 0 | 1 |
| | | | Charges | 244 | 26 | 0 | 55 | 1 | 71 | 10 | 48 | 5 | 3 | 18 |
| | | | Grand Total Dispositions | 154 | 11 | 0 | 31 | 3 | 73 | 2 | 22 | 2 | 2 | 12 |
| | | | Total Non-Trial Dispositions | 154 | 11 | 0 | 31 | 3 | 73 | 2 | 22 | 2 | 2 | 12 |
| | | | Total Trial Dispositions | 0 | 0 | 0 | 0 | 0 | 0 | 0 | 0 | 0 | 0 | 0 |
| | | Sparks Justice Court | New Filings (cases) | 42 | 3 | 0 | 4 | 7 | 12 | 1 | 14 | 0 | 0 | 5 |
| | | | Reopened (cases) | 11 | 0 | 0 | 1 | 2 | 10 | 1 | 3 | 0 | 0 | 2 |
| | | | Charges | 58 | 9 | 0 | 6 | 9 | 34 | 3 | 23 | 0 | 0 | 18 |
| | | | Grand Total Dispositions | 45 | 5 | 0 | 11 | 7 | 37 | 3 | 13 | 0 | 0 | 7 |
| | | | Total Non-Trial Dispositions | 45 | 5 | 0 | 11 | 7 | 37 | 3 | 13 | 0 | 0 | 7 |
| | | | Total Trial Dispositions | 0 | 0 | 0 | 0 | 0 | 0 | 0 | 0 | 0 | 0 | 0 |
| | | Wadsworth Justice Court | New Filings (cases) | 0 | 0 | 0 | 0 | 0 | 0 | 0 | 0 | 0 | 0 | 1 |
| | | | Reopened (cases) | 0 | 0 | 0 | 0 | 0 | 0 | 0 | 0 | 0 | 0 | 0 |
| | | | Charges | 0 | 0 | 0 | 0 | 0 | 0 | 0 | 0 | 0 | 0 | 1 |
| | | | Grand Total Dispositions | 0 | 0 | 0 | 0 | 0 | 0 | 0 | 0 | 0 | 0 | 0 |
| | | | Total Non-Trial Dispositions | 0 | 0 | 0 | 0 | 0 | 0 | 0 | 0 | 0 | 0 | 0 |
| | | | Total Trial Dispositions | 0 | 0 | 0 | 0 | 0 | 0 | 0 | 0 | 0 | 0 | 0 |

^a Totals reflect aggregate information from the Nevada Justice Courts. Information contained herein may reflect non-standard reporting and is noted by subsequent footnotes.

Case types determined by the USJR charge hierarchy defined in the Nevada Courts Statistical Reporting Dictionary.

^b Carson City is a consolidated municipality and the justice court includes municipal court information. Statistics are reported in the justice court tables only.

Source: Uniform System for Judicial Records, Nevada AOC, Court Statistics and Analysis Unit.

Table B5-2. Criminal Caseload Processed by Justice Courts in Nevada, Fiscal Year 2025.

| Justice Court, Criminal Caseload, Gross Misdemeanor (2 of 6) | | | | Crimes Against Persons, Gross Misdemeanor | Domestic Violence, Gross Misdemeanor | Older/Vulnerable Persons Abuse, Gross Misdemeanor | Child Abuse & Neglect, Gross Misdemeanor | Protection Order Violation, Gross Misdemeanor | Crimes Against Property, Gross Misdemeanor | Drugs, Gross Misdemeanor | Weapons, Gross Misdemeanor | Public Order, Gross Misdemeanor | Motor Vehicle - Other, Gross Misdemeanor | Other, Gross Misdemeanor |
|---|-------------|-------------------------------|------------------------------|--|---|--|---|--|---|-----------------------------|-------------------------------|------------------------------------|---|-----------------------------|
| 3rd Judicial District | Lyon County | Canal Justice Court | New Filings (cases) | 8 | 0 | 1 | 0 | 1 | 4 | 1 | 4 | 0 | 2 | 3 |
| | | | Reopened (cases) | 1 | 0 | 0 | 0 | 0 | 0 | 0 | 0 | 0 | 0 | 0 |
| | | | Charges | 10 | 0 | 1 | 0 | 1 | 6 | 8 | 10 | 0 | 2 | 6 |
| | | | Grand Total Dispositions | 11 | 1 | 0 | 4 | 2 | 9 | 2 | 3 | 0 | 0 | 2 |
| | | | Total Non-Trial Dispositions | 11 | 1 | 0 | 4 | 2 | 9 | 2 | 3 | 0 | 0 | 2 |
| | | | Total Trial Dispositions | 0 | 0 | 0 | 0 | 0 | 0 | 0 | 0 | 0 | 0 | 0 |
| | | Dayton Justice Court | New Filings (cases) | 7 | 0 | 1 | 1 | 5 | 1 | 1 | 2 | 0 | 0 | 0 |
| | | | Reopened (cases) | 0 | 0 | 0 | 0 | 0 | 0 | 0 | 0 | 0 | 0 | 0 |
| | | | Charges | 12 | 0 | 1 | 5 | 5 | 3 | 2 | 6 | 3 | 0 | 2 |
| | | | Grand Total Dispositions | 9 | 0 | 1 | 1 | 3 | 4 | 1 | 3 | 0 | 0 | 1 |
| | | | Total Non-Trial Dispositions | 9 | 0 | 1 | 1 | 3 | 4 | 1 | 3 | 0 | 0 | 1 |
| | | | Total Trial Dispositions | 0 | 0 | 0 | 0 | 0 | 0 | 0 | 0 | 0 | 0 | 0 |
| | | Walker River Justice Court | New Filings (cases) | 10 | 0 | 0 | 7 | 3 | 12 | 2 | 1 | 0 | 0 | 5 |
| | | | Reopened (cases) | 0 | 0 | 0 | 0 | 0 | 0 | 0 | 0 | 0 | 0 | 0 |
| | | | Charges | 16 | 0 | 0 | 12 | 3 | 19 | 2 | 11 | 1 | 0 | 8 |
| | | | Grand Total Dispositions | 11 | 0 | 0 | 4 | 1 | 8 | 2 | 2 | 0 | 1 | 7 |
| | | | Total Non-Trial Dispositions | 11 | 0 | 0 | 4 | 1 | 8 | 2 | 2 | 0 | 1 | 7 |
| | | | Total Trial Dispositions | 0 | 0 | 0 | 0 | 0 | 0 | 0 | 0 | 0 | 0 | 0 |
| 4th Judicial District | Elko County | Carlin Justice Court | New Filings (cases) | 0 | 0 | 0 | 0 | 0 | 0 | 0 | 0 | 0 | 0 | 0 |
| | | | Reopened (cases) | 0 | 0 | 0 | 0 | 0 | 0 | 0 | 0 | 0 | 0 | 0 |
| | | | Charges | 0 | 0 | 0 | 0 | 0 | 0 | 0 | 0 | 0 | 0 | 0 |
| | | | Grand Total Dispositions | 0 | 0 | 0 | 0 | 0 | 0 | 0 | 0 | 0 | 0 | 0 |
| | | | Total Non-Trial Dispositions | 0 | 0 | 0 | 0 | 0 | 0 | 0 | 0 | 0 | 0 | 0 |
| | | | Total Trial Dispositions | 0 | 0 | 0 | 0 | 0 | 0 | 0 | 0 | 0 | 0 | 0 |
| | | Eastline Justice Court | New Filings (cases) | 0 | 0 | 0 | 0 | 0 | 0 | 0 | 0 | 0 | 0 | 0 |
| | | | Reopened (cases) | 0 | 0 | 0 | 0 | 0 | 0 | 0 | 0 | 0 | 0 | 0 |
| | | | Charges | 0 | 0 | 0 | 0 | 0 | 0 | 0 | 0 | 0 | 0 | 0 |
| | | | Grand Total Dispositions | 0 | 0 | 0 | 0 | 0 | 0 | 0 | 0 | 0 | 0 | 0 |
| | | | Total Non-Trial Dispositions | 0 | 0 | 0 | 0 | 0 | 0 | 0 | 0 | 0 | 0 | 0 |
| | | | Total Trial Dispositions | 0 | 0 | 0 | 0 | 0 | 0 | 0 | 0 | 0 | 0 | 0 |
| | | Elko Justice Court | New Filings (cases) | 13 | 2 | 0 | 3 | 3 | 21 | 2 | 4 | 1 | 0 | 10 |
| | | | Reopened (cases) | 2 | 1 | 1 | 0 | 0 | 5 | 0 | 0 | 1 | 0 | 0 |
| | | | Charges | 43 | 5 | 0 | 13 | 3 | 48 | 5 | 15 | 1 | 0 | 20 |
| | | | Grand Total Dispositions | 19 | 2 | 3 | 3 | 2 | 15 | 3 | 3 | 2 | 0 | 4 |
| | | | Total Non-Trial Dispositions | 19 | 2 | 3 | 3 | 2 | 15 | 3 | 3 | 2 | 0 | 4 |
| | | | Total Trial Dispositions | 0 | 0 | 0 | 0 | 0 | 0 | 0 | 0 | 0 | 0 | 0 |
| | | Wells Justice Court | New Filings (cases) | 0 | 0 | 0 | 0 | 0 | 0 | 0 | 0 | 0 | 0 | 0 |
| | | | Reopened (cases) | 0 | 0 | 0 | 0 | 0 | 0 | 0 | 0 | 0 | 0 | 0 |
| | | | Charges | 0 | 0 | 0 | 0 | 0 | 0 | 0 | 0 | 0 | 0 | 0 |
| | | | Grand Total Dispositions | 0 | 0 | 0 | 0 | 0 | 0 | 0 | 0 | 0 | 0 | 0 |
| | | | Total Non-Trial Dispositions | 0 | 0 | 0 | 0 | 0 | 0 | 0 | 0 | 0 | 0 | 0 |
| | | | Total Trial Dispositions | 0 | 0 | 0 | 0 | 0 | 0 | 0 | 0 | 0 | 0 | 0 |

Source: Uniform System for Judicial Records, Nevada AOC, Court Statistics and Analysis Unit.

Table B5-2. Criminal Caseload Processed by Justice Courts in Nevada, Fiscal Year 2025.

| Justice Court, Criminal Caseload, Gross Misdemeanor (3 of 6) | | | | Crimes Against Persons, Gross Misdemeanor | Domestic Violence, Gross Misdemeanor | Older/Vulnerable Persons Abuse, Gross Misdemeanor | Child Abuse & Neglect, Gross Misdemeanor | Protection Order Violation, Gross Misdemeanor | Crimes Against Property, Gross Misdemeanor | Drugs, Gross Misdemeanor | Weapons, Gross Misdemeanor | Public Order, Gross Misdemeanor | Motor Vehicle - Other, Gross Misdemeanor | Other, Gross Misdemeanor |
|---|------------------|-------------------------|---------------------------------------|--|---|--|---|--|---|-----------------------------|-------------------------------|------------------------------------|---|-----------------------------|
| 5th Judicial District | Esmeralda County | Esmeralda Justice Court | New Filings (cases) | 1 | 0 | 0 | 0 | 0 | 0 | 0 | 0 | 0 | 0 | 0 |
| | | | Reopened (cases) | 0 | 0 | 0 | 0 | 0 | 0 | 0 | 0 | 0 | 0 | 0 |
| | | | Charges | 3 | 0 | 0 | 0 | 0 | 0 | 1 | 0 | 0 | 0 | 0 |
| | | | Grand Total Dispositions ^c | 3 | 0 | 0 | 0 | 0 | 0 | 0 | 0 | 0 | 0 | 0 |
| | | | Total Non-Trial Dispositions | 3 | 0 | 0 | 0 | 0 | 0 | 0 | 0 | 0 | 0 | 0 |
| | | | Total Trial Dispositions | 0 | 0 | 0 | 0 | 0 | 0 | 0 | 0 | 0 | 0 | 0 |
| | Nye County | Beatty Justice Court | New Filings (cases) | 0 | 0 | 3 | 0 | 0 | 3 | 0 | 0 | 1 | 0 | 0 |
| | | | Reopened (cases) | 0 | 0 | 0 | 0 | 0 | 0 | 0 | 0 | 0 | 0 | 0 |
| | | | Charges | 2 | 0 | 3 | 1 | 0 | 6 | 0 | 1 | 1 | 0 | 2 |
| | | | Grand Total Dispositions | 0 | 0 | 3 | 0 | 1 | 2 | 0 | 0 | 0 | 0 | 0 |
| | | | Total Non-Trial Dispositions | 0 | 0 | 3 | 0 | 1 | 2 | 0 | 0 | 0 | 0 | 0 |
| | | | Total Trial Dispositions | 0 | 0 | 0 | 0 | 0 | 0 | 0 | 0 | 0 | 0 | 0 |
| | | Pahrump Justice Court | New Filings (cases) | 17 | 1 | 0 | 4 | 0 | 19 | 0 | 3 | 0 | 0 | 19 |
| | | | Reopened (cases) | 4 | 0 | 0 | 0 | 0 | 2 | 0 | 0 | 0 | 0 | 6 |
| | | | Charges | 19 | 1 | 1 | 7 | 0 | 59 | 3 | 15 | 0 | 7 | 36 |
| | | | Grand Total Dispositions | 29 | 0 | 1 | 2 | 0 | 27 | 1 | 4 | 0 | 0 | 25 |
| | | | Total Non-Trial Dispositions | 28 | 0 | 1 | 2 | 0 | 27 | 1 | 4 | 0 | 0 | 25 |
| | | | Total Trial Dispositions | 1 | 0 | 0 | 0 | 0 | 0 | 0 | 0 | 0 | 0 | 0 |
| | | Tonopah Justice Court | New Filings (cases) | 5 | 0 | 0 | 0 | 0 | 6 | 0 | 0 | 0 | 0 | 1 |
| | | | Reopened (cases) | 0 | 0 | 0 | 0 | 0 | 0 | 0 | 0 | 0 | 0 | 0 |
| | | | Charges | 7 | 0 | 0 | 0 | 0 | 9 | 0 | 0 | 0 | 0 | 5 |
| | | | Grand Total Dispositions | 2 | 0 | 0 | 0 | 0 | 6 | 0 | 0 | 0 | 0 | 0 |
| | | | Total Non-Trial Dispositions | 2 | 0 | 0 | 0 | 0 | 6 | 0 | 0 | 0 | 0 | 0 |
| | | | Total Trial Dispositions | 0 | 0 | 0 | 0 | 0 | 0 | 0 | 0 | 0 | 0 | 0 |
| 6th Judicial District | Humboldt County | Union Justice Court | New Filings (cases) | 8 | 0 | 2 | 7 | 2 | 9 | 0 | 2 | 0 | 0 | 0 |
| | | | Reopened (cases) | 0 | 0 | 0 | 1 | 0 | 0 | 0 | 0 | 0 | 0 | 0 |
| | | | Charges | 9 | 0 | 2 | 7 | 5 | 27 | 0 | 8 | 1 | 0 | 0 |
| | | | Grand Total Dispositions | 7 | 0 | 1 | 15 | 5 | 10 | 1 | 5 | 0 | 0 | 1 |
| | | | Total Non-Trial Dispositions | 7 | 0 | 1 | 15 | 5 | 10 | 1 | 5 | 0 | 0 | 1 |
| 7th Judicial District | Eureka County | Eureka Justice Court | Total Trial Dispositions | 0 | 0 | 0 | 0 | 0 | 0 | 0 | 0 | 0 | 0 | 0 |
| | | | New Filings (cases) | 0 | 0 | 0 | 0 | 0 | 0 | 0 | 0 | 0 | 0 | 0 |
| | | | Reopened (cases) | 0 | 0 | 0 | 0 | 0 | 0 | 0 | 0 | 0 | 0 | 0 |
| | | | Charges | 2 | 0 | 0 | 0 | 0 | 0 | 1 | 0 | 0 | 0 | 0 |
| | | | Grand Total Dispositions | 0 | 0 | 0 | 0 | 0 | 0 | 0 | 0 | 0 | 0 | 0 |
| | | | Total Non-Trial Dispositions | 0 | 0 | 0 | 0 | 0 | 0 | 0 | 0 | 0 | 0 | 0 |
| | | | Total Trial Dispositions | 0 | 0 | 0 | 0 | 0 | 0 | 0 | 0 | 0 | 0 | 0 |

^c Includes administrative case closures.

Source: Uniform System for Judicial Records, Nevada AOC, Court Statistics and Analysis Unit.

Table B5-2. Criminal Caseload Processed by Justice Courts in Nevada, Fiscal Year 2025.

| Justice Court, Criminal Caseload, Gross Misdemeanor (4 of 6) | | | | Crimes Against Persons, Gross Misdemeanor | Domestic Violence, Gross Misdemeanor | Older/Vulnerable Persons Abuse, Gross Misdemeanor | Child Abuse & Neglect, Gross Misdemeanor | Protection Order Violation, Gross Misdemeanor | Crimes Against Property, Gross Misdemeanor | Drugs, Gross Misdemeanor | Weapons, Gross Misdemeanor | Public Order, Gross Misdemeanor | Motor Vehicle - Other, Gross Misdemeanor | Other, Gross Misdemeanor |
|---|----------------------|------------------------------------|---------------------------------------|--|---|--|---|--|---|-----------------------------|-------------------------------|------------------------------------|---|-----------------------------|
| 7th Judicial District Cont. | Lincoln County | Meadow Valley Justice Court | New Filings (cases) | 2 | 1 | 0 | 0 | 0 | 5 | 0 | 1 | 0 | 0 | 1 |
| | | | Reopened (cases) | 0 | 0 | 0 | 0 | 0 | 0 | 0 | 0 | 0 | 0 | 0 |
| | | | Charges | 2 | 3 | 0 | 0 | 0 | 6 | 0 | 2 | 0 | 0 | 4 |
| | | | Grand Total Dispositions | 1 | 1 | 0 | 0 | 0 | 1 | 0 | 0 | 0 | 0 | 0 |
| | | | Total Non-Trial Dispositions | 1 | 1 | 0 | 0 | 0 | 1 | 0 | 0 | 0 | 0 | 0 |
| | | | Total Trial Dispositions | 0 | 0 | 0 | 0 | 0 | 0 | 0 | 0 | 0 | 0 | 0 |
| | | Pahranagat Valley Justice Court | New Filings (cases) | 0 | 0 | 0 | 0 | 0 | 1 | 0 | 0 | 0 | 0 | 0 |
| | | | Reopened (cases) | 0 | 0 | 0 | 0 | 0 | 0 | 0 | 0 | 0 | 0 | 0 |
| | | | Charges | 1 | 0 | 0 | 0 | 0 | 1 | 0 | 0 | 0 | 0 | 3 |
| | | | Grand Total Dispositions ^c | 0 | 0 | 0 | 0 | 0 | 2 | 1 | 1 | 0 | 0 | 0 |
| | | | Total Non-Trial Dispositions | 0 | 0 | 0 | 0 | 0 | 2 | 1 | 1 | 0 | 0 | 0 |
| | | | Total Trial Dispositions | 0 | 0 | 0 | 0 | 0 | 0 | 0 | 0 | 0 | 0 | 0 |
| | White Pine County | Ely Justice Court | New Filings (cases) | 8 | 0 | 0 | 0 | 2 | 8 | 0 | 0 | 0 | 0 | 2 |
| | | | Reopened (cases) | 0 | 0 | 1 | 0 | 1 | 1 | 0 | 0 | 0 | 0 | 0 |
| | | | Charges | 13 | 1 | 1 | 0 | 3 | 25 | 1 | 0 | 0 | 0 | 3 |
| | | | Grand Total Dispositions | 7 | 1 | 2 | 0 | 3 | 6 | 0 | 2 | 0 | 0 | 3 |
| | | | Total Non-Trial Dispositions | 7 | 1 | 2 | 0 | 3 | 6 | 0 | 2 | 0 | 0 | 3 |
| | | | Total Trial Dispositions | 0 | 0 | 0 | 0 | 0 | 0 | 0 | 0 | 0 | 0 | 0 |
| 8th Judicial District | Clark County | Boulder Justice Court | New Filings (cases) | 5 | 1 | 0 | 1 | 1 | 1 | 0 | 1 | 1 | 1 | 0 |
| | | | Reopened (cases) | 0 | 0 | 0 | 0 | 0 | 0 | 0 | 0 | 0 | 0 | 0 |
| | | | Charges | 13 | 1 | 0 | 1 | 1 | 2 | 0 | 1 | 1 | 1 | 0 |
| | | | Grand Total Dispositions | 4 | 1 | 0 | 0 | 2 | 1 | 0 | 2 | 0 | 1 | 0 |
| | | | Total Non-Trial Dispositions | 4 | 1 | 0 | 0 | 2 | 1 | 0 | 2 | 0 | 1 | 0 |
| | | | Total Trial Dispositions | 0 | 0 | 0 | 0 | 0 | 0 | 0 | 0 | 0 | 0 | 0 |
| | | Bunkerville Justice Court | New Filings (cases) | 0 | 0 | 0 | 0 | 0 | 0 | 0 | 0 | 0 | 0 | 0 |
| | | | Reopened (cases) | 0 | 0 | 0 | 0 | 0 | 0 | 0 | 0 | 0 | 0 | 0 |
| | | | Charges | 0 | 0 | 0 | 0 | 0 | 0 | 0 | 0 | 0 | 0 | 0 |
| | | | Grand Total Dispositions | 0 | 0 | 0 | 0 | 0 | 0 | 0 | 0 | 0 | 0 | 0 |
| | | | Total Non-Trial Dispositions | 0 | 0 | 0 | 0 | 0 | 0 | 0 | 0 | 0 | 0 | 0 |
| | | | Total Trial Dispositions | 0 | 0 | 0 | 0 | 0 | 0 | 0 | 0 | 0 | 0 | 0 |
| | | Goodsprings Justice Court | New Filings (cases) | 2 | 1 | 0 | 1 | 0 | 0 | 0 | 0 | 0 | 2 | 1 |
| | | | Reopened (cases) | 0 | 0 | 0 | 0 | 0 | 0 | 0 | 0 | 0 | 0 | 0 |
| | | | Charges | 6 | 1 | 0 | 1 | 0 | 5 | 0 | 0 | 0 | 2 | 1 |
| | | | Grand Total Dispositions | 4 | 0 | 0 | 0 | 0 | 1 | 0 | 0 | 0 | 2 | 1 |
| | | | Total Non-Trial Dispositions | 4 | 0 | 0 | 0 | 0 | 1 | 0 | 0 | 0 | 2 | 1 |
| | | | Total Trial Dispositions | 0 | 0 | 0 | 0 | 0 | 0 | 0 | 0 | 0 | 0 | 0 |
| | | Henderson Justice Court | New Filings (cases) | 90 | 9 | 0 | 6 | 4 | 47 | 0 | 13 | 0 | 3 | 5 |
| | | | Reopened (cases) | 1 | 0 | 0 | 0 | 0 | 2 | 0 | 0 | 0 | 0 | 0 |
| | | | Charges | 147 | 29 | 0 | 11 | 11 | 177 | 0 | 57 | 1 | 3 | 17 |
| | | | Grand Total Dispositions | 90 | 5 | 0 | 4 | 5 | 45 | 0 | 8 | 0 | 2 | 6 |
| | | | Total Non-Trial Dispositions | 90 | 5 | 0 | 4 | 5 | 45 | 0 | 8 | 0 | 2 | 6 |
| | | | Total Trial Dispositions | 0 | 0 | 0 | 0 | 0 | 0 | 0 | 0 | 0 | 0 | 0 |

^c Includes administrative case closures.

Source: Uniform System for Judicial Records, Nevada AOC, Court Statistics and Analysis Unit.

Table B5-2. Criminal Caseload Processed by Justice Courts in Nevada, Fiscal Year 2025.

| Justice Court, Criminal Caseload, Gross Misdemeanor (5 of 6) | | | | Crimes Against Persons, Gross Misdemeanor | Domestic Violence, Gross Misdemeanor | Older/Vulnerable Persons Abuse, Gross Misdemeanor | Child Abuse & Neglect, Gross Misdemeanor | Protection Order Violation, Gross Misdemeanor | Crimes Against Property, Gross Misdemeanor | Drugs, Gross Misdemeanor | Weapons, Gross Misdemeanor | Public Order, Gross Misdemeanor | Motor Vehicle - Other, Gross Misdemeanor | Other, Gross Misdemeanor |
|---|--------------------|----------------------------------|---------------------------------------|--|---|--|---|--|---|-----------------------------|-------------------------------|------------------------------------|---|-----------------------------|
| 8th Judicial District | Clark County Cont. | Las Vegas Justice Court | New Filings (cases) | 859 | 89 | 2 | 26 | 7 | 1,041 | 10 | 147 | 20 | 43 | 86 |
| | | | Reopened (cases) | 145 | 16 | 0 | 5 | 1 | 225 | 0 | 23 | 1 | 3 | 16 |
| | | | Charges | 1,444 | 265 | 4 | 55 | 12 | 2,081 | 47 | 789 | 42 | 58 | 160 |
| | | | Grand Total Dispositions | 924 | 106 | 2 | 17 | 9 | 1,228 | 10 | 154 | 22 | 47 | 118 |
| | | | Total Non-Trial Dispositions | 923 | 106 | 2 | 17 | 9 | 1,225 | 10 | 154 | 22 | 47 | 118 |
| | | | Total Trial Dispositions | 1 | 0 | 0 | 0 | 0 | 3 | 0 | 0 | 0 | 0 | 0 |
| | | Laughlin Justice Court | New Filings (cases) | 3 | 2 | 0 | 0 | 1 | 4 | 0 | 0 | 0 | 0 | 0 |
| | | | Reopened (cases) | 0 | 0 | 0 | 0 | 0 | 0 | 0 | 0 | 0 | 0 | 0 |
| | | | Charges | 9 | 2 | 0 | 0 | 1 | 11 | 0 | 3 | 0 | 0 | 1 |
| | | | Grand Total Dispositions ^c | 4 | 1 | 0 | 2 | 0 | 7 | 0 | 2 | 0 | 0 | 0 |
| | | | Total Non-Trial Dispositions | 4 | 1 | 0 | 2 | 0 | 7 | 0 | 2 | 0 | 0 | 0 |
| | | | Total Trial Dispositions | 0 | 0 | 0 | 0 | 0 | 0 | 0 | 0 | 0 | 0 | 0 |
| | | Mesquite Justice Court | New Filings (cases) | 6 | 0 | 0 | 0 | 2 | 5 | 0 | 0 | 0 | 0 | 1 |
| | | | Reopened (cases) | 0 | 0 | 0 | 0 | 0 | 0 | 0 | 0 | 0 | 0 | 0 |
| | | | Charges | 8 | 0 | 0 | 0 | 2 | 16 | 0 | 0 | 0 | 0 | 2 |
| | | | Grand Total Dispositions | 7 | 0 | 0 | 1 | 2 | 2 | 0 | 0 | 0 | 0 | 1 |
| | | | Total Non-Trial Dispositions | 7 | 0 | 0 | 1 | 2 | 2 | 0 | 0 | 0 | 0 | 1 |
| | | | Total Trial Dispositions | 0 | 0 | 0 | 0 | 0 | 0 | 0 | 0 | 0 | 0 | 0 |
| | | Moapa Justice Court | New Filings (cases) | 2 | 0 | 0 | 0 | 0 | 0 | 0 | 0 | 0 | 0 | 0 |
| | | | Reopened (cases) | 0 | 0 | 0 | 0 | 0 | 0 | 0 | 0 | 0 | 0 | 0 |
| | | | Charges | 2 | 0 | 0 | 0 | 0 | 0 | 0 | 0 | 0 | 0 | 0 |
| | | | Grand Total Dispositions | 3 | 0 | 0 | 0 | 0 | 0 | 0 | 0 | 0 | 0 | 0 |
| | | | Total Non-Trial Dispositions | 3 | 0 | 0 | 0 | 0 | 0 | 0 | 0 | 0 | 0 | 0 |
| | | | Total Trial Dispositions | 0 | 0 | 0 | 0 | 0 | 0 | 0 | 0 | 0 | 0 | 0 |
| | | Moapa Valley Justice Court | New Filings (cases) | 0 | 0 | 0 | 0 | 0 | 0 | 0 | 0 | 0 | 0 | 0 |
| | | | Reopened (cases) | 0 | 0 | 0 | 0 | 0 | 0 | 0 | 0 | 0 | 0 | 0 |
| | | | Charges | 0 | 0 | 0 | 0 | 0 | 0 | 0 | 0 | 0 | 0 | 0 |
| | | | Grand Total Dispositions | 0 | 0 | 0 | 0 | 0 | 0 | 0 | 0 | 0 | 0 | 0 |
| | | | Total Non-Trial Dispositions | 0 | 0 | 0 | 0 | 0 | 0 | 0 | 0 | 0 | 0 | 0 |
| | | | Total Trial Dispositions | 0 | 0 | 0 | 0 | 0 | 0 | 0 | 0 | 0 | 0 | 0 |
| | | North Las Vegas Justice Court | New Filings (cases) | 168 | 11 | 0 | 12 | 1 | 60 | 0 | 14 | 1 | 16 | 21 |
| | | | Reopened (cases) | 0 | 0 | 0 | 0 | 0 | 0 | 0 | 0 | 0 | 0 | 0 |
| | | | Charges | 247 | 26 | 0 | 15 | 1 | 182 | 12 | 139 | 5 | 20 | 40 |
| | | | Grand Total Dispositions | 157 | 11 | 0 | 10 | 2 | 67 | 1 | 18 | 6 | 16 | 22 |
| | | | Total Non-Trial Dispositions | 157 | 11 | 0 | 10 | 2 | 67 | 1 | 18 | 6 | 16 | 22 |
| | | | Total Trial Dispositions | 0 | 0 | 0 | 0 | 0 | 0 | 0 | 0 | 0 | 0 | 0 |
| | | Searchlight Justice Court | New Filings (cases) | 0 | 0 | 0 | 0 | 0 | 0 | 0 | 0 | 0 | 0 | 0 |
| | | | Reopened (cases) | 0 | 0 | 0 | 0 | 0 | 0 | 0 | 0 | 0 | 0 | 0 |
| | | | Charges | 2 | 0 | 0 | 0 | 0 | 0 | 0 | 1 | 0 | 0 | 0 |
| | | | Grand Total Dispositions | 0 | 0 | 0 | 0 | 0 | 1 | 0 | 0 | 0 | 0 | 0 |
| | | | Total Non-Trial Dispositions | 0 | 0 | 0 | 0 | 0 | 1 | 0 | 0 | 0 | 0 | 0 |
| | | | Total Trial Dispositions | 0 | 0 | 0 | 0 | 0 | 0 | 0 | 0 | 0 | 0 | 0 |

^c Includes administrative case closures.

Source: Uniform System for Judicial Records, Nevada AOC, Court Statistics and Analysis Unit.

Table B5-2. Criminal Caseload Processed by Justice Courts in Nevada, Fiscal Year 2025.

| Justice Court, Criminal Caseload, Gross Misdemeanor (6 of 6) | | | | Crimes Against Persons, Gross Misdemeanor | Domestic Violence, Gross Misdemeanor | Older/Vulnerable Persons Abuse, Gross Misdemeanor | Child Abuse & Neglect, Gross Misdemeanor | Protection Order Violation, Gross Misdemeanor | Crimes Against Property, Gross Misdemeanor | Drugs, Gross Misdemeanor | Weapons, Gross Misdemeanor | Public Order, Gross Misdemeanor | Motor Vehicle - Other, Gross Misdemeanor | Other, Gross Misdemeanor |
|---|------------------|----------------------------|---------------------------------------|--|---|--|---|--|---|-----------------------------|-------------------------------|------------------------------------|---|-----------------------------|
| 9th Judicial District | Douglas County | East Fork Justice Court | New Filings (cases) | 5 | 2 | 0 | 4 | 1 | 5 | 3 | 2 | 0 | 0 | 5 |
| | | | Reopened (cases) | 0 | 0 | 0 | 3 | 0 | 3 | 1 | 1 | 0 | 0 | 0 |
| | | | Charges | 9 | 2 | 1 | 6 | 1 | 19 | 3 | 3 | 0 | 0 | 14 |
| | | | Grand Total Dispositions | 5 | 2 | 0 | 5 | 0 | 8 | 3 | 3 | 0 | 0 | 2 |
| | | | Total Non-Trial Dispositions | 5 | 2 | 0 | 5 | 0 | 8 | 3 | 3 | 0 | 0 | 2 |
| | | | Total Trial Dispositions | 0 | 0 | 0 | 0 | 0 | 0 | 0 | 0 | 0 | 0 | 0 |
| | | Tahoe Justice Court | New Filings (cases) | 4 | 0 | 0 | 0 | 0 | 3 | 0 | 0 | 0 | 0 | 3 |
| | | | Reopened (cases) | 0 | 0 | 0 | 0 | 0 | 1 | 0 | 1 | 0 | 0 | 0 |
| | | | Charges | 5 | 0 | 0 | 1 | 0 | 7 | 3 | 1 | 0 | 0 | 6 |
| | | | Grand Total Dispositions | 5 | 0 | 0 | 1 | 0 | 3 | 0 | 1 | 1 | 0 | 2 |
| | | | Total Non-Trial Dispositions | 5 | 0 | 0 | 1 | 0 | 3 | 0 | 1 | 1 | 0 | 2 |
| | | | Total Trial Dispositions | 0 | 0 | 0 | 0 | 0 | 0 | 0 | 0 | 0 | 0 | 0 |
| 10th Judicial District | Churchill County | New River Justice Court | New Filings (cases) | 11 | 0 | 1 | 5 | 0 | 24 | 0 | 6 | 0 | 0 | 12 |
| | | | Reopened (cases) | 0 | 0 | 0 | 0 | 0 | 3 | 0 | 0 | 0 | 0 | 0 |
| | | | Charges | 26 | 0 | 1 | 7 | 0 | 42 | 1 | 14 | 0 | 0 | 22 |
| | | | Grand Total Dispositions | 11 | 0 | 2 | 2 | 0 | 21 | 0 | 7 | 0 | 0 | 11 |
| | | | Total Non-Trial Dispositions | 11 | 0 | 2 | 2 | 0 | 21 | 0 | 7 | 0 | 0 | 11 |
| | | | Total Trial Dispositions | 0 | 0 | 0 | 0 | 0 | 0 | 0 | 0 | 0 | 0 | 0 |
| 11th Judicial District | Lander County | Argenta Justice Court | New Filings (cases) | 2 | 0 | 0 | 1 | 0 | 1 | 0 | 0 | 0 | 0 | 0 |
| | | | Reopened (cases) | 0 | 0 | 0 | 0 | 0 | 1 | 0 | 0 | 0 | 0 | 0 |
| | | | Charges | 6 | 0 | 0 | 3 | 0 | 3 | 0 | 1 | 0 | 0 | 0 |
| | | | Grand Total Dispositions ^c | 2 | 0 | 0 | 0 | 0 | 2 | 0 | 0 | 0 | 0 | 0 |
| | | | Total Non-Trial Dispositions | 2 | 0 | 0 | 0 | 0 | 2 | 0 | 0 | 0 | 0 | 0 |
| | | | Total Trial Dispositions | 0 | 0 | 0 | 0 | 0 | 0 | 0 | 0 | 0 | 0 | 0 |
| | | Austin Justice Court | New Filings (cases) | 0 | 0 | 0 | 0 | 0 | 0 | 0 | 0 | 0 | 0 | 0 |
| | | | Reopened (cases) | 0 | 0 | 0 | 0 | 0 | 0 | 0 | 0 | 0 | 0 | 0 |
| | | | Charges | 0 | 0 | 0 | 0 | 0 | 0 | 0 | 0 | 0 | 0 | 0 |
| | | | Grand Total Dispositions | 0 | 0 | 0 | 0 | 0 | 0 | 0 | 0 | 0 | 0 | 0 |
| | | | Total Non-Trial Dispositions | 0 | 0 | 0 | 0 | 0 | 0 | 0 | 0 | 0 | 0 | 0 |
| | | | Total Trial Dispositions | 0 | 0 | 0 | 0 | 0 | 0 | 0 | 0 | 0 | 0 | 0 |
| | Mineral County | Hawthorne Justice Court | New Filings (cases) | 5 | 0 | 0 | 0 | 0 | 3 | 0 | 0 | 0 | 0 | 1 |
| | | | Reopened (cases) | 0 | 0 | 0 | 3 | 0 | 0 | 0 | 0 | 0 | 0 | 0 |
| | | | Charges | 14 | 0 | 0 | 0 | 0 | 6 | 4 | 1 | 0 | 0 | 2 |
| | | | Grand Total Dispositions | 4 | 0 | 0 | 0 | 0 | 4 | 1 | 0 | 0 | 0 | 1 |
| | | | Total Non-Trial Dispositions | 4 | 0 | 0 | 0 | 0 | 4 | 1 | 0 | 0 | 0 | 1 |
| | | | Total Trial Dispositions | 0 | 0 | 0 | 0 | 0 | 0 | 0 | 0 | 0 | 0 | 0 |
| | Pershing County | Lake Justice Court | New Filings (cases) | 6 | 0 | 0 | 1 | 1 | 4 | 0 | 1 | 0 | 0 | 0 |
| | | | Reopened (cases) | 0 | 0 | 0 | 0 | 0 | 0 | 0 | 0 | 0 | 0 | 0 |
| | | | Charges | 13 | 0 | 0 | 1 | 1 | 4 | 0 | 3 | 0 | 0 | 0 |
| | | | Grand Total Dispositions | 5 | 0 | 0 | 3 | 1 | 2 | 0 | 1 | 0 | 0 | 0 |
| | | | Total Non-Trial Dispositions | 5 | 0 | 0 | 3 | 1 | 2 | 0 | 1 | 0 | 0 | 0 |
| | | | Total Trial Dispositions | 0 | 0 | 0 | 0 | 0 | 0 | 0 | 0 | 0 | 0 | 0 |

^c Includes administrative case closures.

Source: Uniform System for Judicial Records, Nevada AOC, Court Statistics and Analysis Unit.

Table B5-2. Criminal Caseload Processed by Justice Courts in Nevada, Fiscal Year 2025.

| Justice Court, Criminal Caseload, Misdemeanor and Civil Infractions (1 of 6) | | | | Crimes Against Persons, Misdemeanor | Domestic Violence, Misdemeanor | Older/Vulnerable Persons Abuse, Misdemeanor | Protection Order Violation, Misdemeanor | Crimes Against Property, Misdemeanor | Drugs, Misdemeanor | Weapons, Misdemeanor | Public Order, Misdemeanor | Motor Vehicle - DUI, Misdemeanor | Motor Vehicle - Reckless, Misdemeanor | Other, Misdemeanor | Traffic, Misdemeanor | Traffic, Infraction | Parking ^a | Other Infraction |
|--|-----------------------|--|------------------------------|-------------------------------------|--------------------------------|---|---|--------------------------------------|--------------------|----------------------|---------------------------|----------------------------------|---------------------------------------|--------------------|----------------------|---------------------|----------------------|------------------|
| Totals^a | Nevada Justice Courts | New Filings (cases) | | 4,239 | 2,877 | 0 | 292 | 6,515 | 2,098 | 181 | 2,393 | 6,207 | 1,845 | 25,747 | 61,151 | 165,283 | 4,874 | 61 |
| | | Reopened (cases) | | 282 | 323 | 0 | 30 | 344 | 107 | 13 | 134 | 973 | 44 | 327 | 946 | 83 | 0 | 0 |
| | | Charges | | 5,678 | 7,100 | 0 | 501 | 8,201 | 3,697 | 359 | 2,982 | 7,298 | 2,239 | 31,095 | 97,021 | 169,303 | 5,268 | 73 |
| | | Grand Total Dispositions | | 4,476 | 3,343 | 0 | 340 | 6,104 | 2,066 | 208 | 2,528 | 6,952 | 1,706 | 18,015 | 55,141 | 138,381 | 3,475 | 50 |
| | | Total Non-Trial Dispositions | | 4,427 | 3,321 | 0 | 339 | 6,079 | 2,063 | 207 | 2,513 | 6,909 | 1,693 | 17,979 | 55,015 | 138,379 | 3,475 | 50 |
| | | Total Trial Dispositions | | 49 | 22 | 0 | 1 | 25 | 3 | 1 | 15 | 43 | 13 | 36 | 126 | 2 | 0 | 0 |
| 1st Judicial District | Carson City | Carson City Justice Court ^b | New Filings (cases) | 70 | 89 | 0 | 28 | 207 | 56 | 16 | 90 | 229 | 21 | 109 | 3,483 | 4,198 | 99 | 11 |
| | | | Reopened (cases) | 0 | 0 | 0 | 0 | 1 | 1 | 0 | 1 | 3 | 0 | 0 | 6 | 1 | 0 | 0 |
| | | | Charges | 101 | 121 | 0 | 41 | 311 | 453 | 33 | 113 | 286 | 36 | 185 | 4,642 | 4,277 | 101 | 11 |
| | | | Grand Total Dispositions | 83 | 84 | 0 | 29 | 168 | 51 | 8 | 70 | 224 | 28 | 112 | 3,161 | 3,398 | 100 | 9 |
| | | | Total Non-Trial Dispositions | 79 | 82 | 0 | 29 | 164 | 51 | 8 | 67 | 219 | 28 | 110 | 3,157 | 3,398 | 100 | 9 |
| | | | Total Trial Dispositions | 4 | 2 | 0 | 0 | 4 | 0 | 0 | 3 | 5 | 0 | 2 | 4 | 0 | 0 | 0 |
| | Storey County | Virginia City Justice Court | New Filings (cases) | 8 | 16 | 0 | 0 | 33 | 45 | 7 | 13 | 65 | 34 | 23 | 1,710 | 1,778 | 84 | 0 |
| | | | Reopened (cases) | 0 | 0 | 0 | 0 | 0 | 0 | 0 | 0 | 1 | 0 | 0 | 1 | 0 | 0 | 0 |
| | | | Charges | 10 | 18 | 0 | 0 | 37 | 49 | 8 | 17 | 71 | 36 | 35 | 2,618 | 1,811 | 85 | 0 |
| | | | Grand Total Dispositions | 10 | 13 | 0 | 0 | 19 | 32 | 6 | 4 | 38 | 27 | 14 | 1,338 | 1,859 | 82 | 0 |
| | | | Total Non-Trial Dispositions | 9 | 13 | 0 | 0 | 19 | 32 | 6 | 4 | 38 | 26 | 14 | 1,335 | 1,859 | 82 | 0 |
| | | | Total Trial Dispositions | 1 | 0 | 0 | 0 | 0 | 0 | 0 | 0 | 0 | 1 | 0 | 3 | 0 | 0 | 0 |
| 2nd Judicial District | Washoe County | Incline Village Justice Court | New Filings (cases) | 18 | 5 | 0 | 0 | 42 | 7 | 0 | 9 | 42 | 1 | 13 | 191 | 1,720 | 1 | 0 |
| | | | Reopened (cases) | 0 | 3 | 0 | 0 | 4 | 3 | 0 | 1 | 10 | 0 | 1 | 5 | 0 | 0 | 0 |
| | | | Charges | 21 | 7 | 0 | 0 | 54 | 13 | 0 | 11 | 46 | 1 | 18 | 275 | 1,764 | 1 | 0 |
| | | | Grand Total Dispositions | 15 | 7 | 0 | 0 | 33 | 14 | 0 | 14 | 34 | 3 | 13 | 159 | 1,737 | 10 | 0 |
| | | | Total Non-Trial Dispositions | 15 | 7 | 0 | 0 | 33 | 14 | 0 | 13 | 34 | 3 | 13 | 159 | 1,737 | 10 | 0 |
| | | | Total Trial Dispositions | 0 | 0 | 0 | 0 | 0 | 0 | 0 | 1 | 0 | 0 | 0 | 0 | 0 | 0 | 0 |
| | | Reno Justice Court | New Filings (cases) | 345 | 133 | 0 | 17 | 337 | 394 | 23 | 122 | 463 | 131 | 253 | 4,907 | 10,356 | 0 | 0 |
| | | | Reopened (cases) | 86 | 110 | 0 | 7 | 56 | 39 | 3 | 22 | 246 | 6 | 36 | 39 | 0 | 0 | 0 |
| | | | Charges | 456 | 313 | 0 | 26 | 494 | 738 | 51 | 157 | 534 | 160 | 583 | 6,809 | 10,511 | 0 | 0 |
| | | | Grand Total Dispositions | 436 | 250 | 0 | 25 | 379 | 445 | 24 | 122 | 670 | 122 | 245 | 5,009 | 10,320 | 1 | 0 |
| | | | Total Non-Trial Dispositions | 423 | 248 | 0 | 25 | 376 | 445 | 24 | 122 | 659 | 121 | 243 | 5,007 | 10,320 | 1 | 0 |
| | | | Total Trial Dispositions | 13 | 2 | 0 | 0 | 3 | 0 | 0 | 0 | 11 | 1 | 2 | 2 | 0 | 0 | 0 |
| | | Sparks Justice Court | New Filings (cases) | 129 | 79 | 0 | 12 | 159 | 185 | 15 | 63 | 217 | 44 | 107 | 1,884 | 2,842 | 0 | 0 |
| | | | Reopened (cases) | 31 | 44 | 0 | 8 | 47 | 19 | 2 | 19 | 96 | 2 | 15 | 22 | 0 | 0 | 0 |
| | | | Charges | 169 | 141 | 0 | 24 | 244 | 324 | 37 | 72 | 249 | 57 | 190 | 2,778 | 2,887 | 1 | 0 |
| | | | Grand Total Dispositions | 153 | 123 | 0 | 13 | 212 | 199 | 15 | 78 | 267 | 48 | 125 | 1,913 | 2,734 | 0 | 0 |
| | | | Total Non-Trial Dispositions | 151 | 119 | 0 | 13 | 211 | 199 | 14 | 78 | 262 | 47 | 125 | 1,913 | 2,734 | 0 | 0 |
| | | | Total Trial Dispositions | 2 | 4 | 0 | 0 | 1 | 0 | 1 | 0 | 5 | 1 | 0 | 0 | 0 | 0 | 0 |
| | | Wadsworth Justice Court | New Filings (cases) | 5 | 2 | 0 | 0 | 3 | 9 | 0 | 0 | 25 | 44 | 13 | 561 | 1,682 | 0 | 0 |
| | | | Reopened (cases) | 0 | 1 | 0 | 1 | 0 | 0 | 0 | 0 | 0 | 1 | 1 | 52 | 0 | 0 | 0 |
| | | | Charges | 7 | 2 | 0 | 0 | 4 | 9 | 0 | 1 | 28 | 47 | 14 | 775 | 1,723 | 0 | 0 |
| | | | Grand Total Dispositions | 6 | 2 | 0 | 0 | 4 | 4 | 0 | 0 | 33 | 45 | 13 | 584 | 1,782 | 0 | 0 |
| | | | Total Non-Trial Dispositions | 5 | 2 | 0 | 0 | 4 | 4 | 0 | 0 | 33 | 45 | 13 | 584 | 1,782 | 0 | 0 |
| | | | Total Trial Dispositions | 1 | 0 | 0 | 0 | 0 | 0 | 0 | 0 | 0 | 0 | 0 | 0 | 0 | 0 | 0 |

^a Totals reflect aggregate information from the Nevada Justice Courts. Information contained herein may reflect non-standard reporting and is noted by subsequent footnotes. Case types determined by the USJR charge hierarchy defined in the Nevada Courts Statistical Reporting Dictionary. Parking includes both misdemeanor and civil infraction offenses.

^b Carson City is a consolidated municipality and the justice court includes municipal court information. Statistics are reported in the justice court tables only.

Source: Uniform System for Judicial Records, Nevada AOC, Court Statistics and Analysis Unit.

Table B5-2. Criminal Caseload Processed by Justice Courts in Nevada, Fiscal Year 2025.

| Justice Court, Criminal Caseload, Misdemeanor and Civil Infractions (2 of 6) | | | | Crimes Against Persons, Misdemeanor | Domestic Violence, Misdemeanor | Older/Vulnerable Persons Abuse, Misdemeanor | Protection Order Violation, Misdemeanor | Crimes Against Property, Misdemeanor | Drugs, Misdemeanor | Weapons, Misdemeanor | Public Order, Misdemeanor | Motor Vehicle - DUI, Misdemeanor | Motor Vehicle - Reckless, Misdemeanor | Other, Misdemeanor | Traffic, Misdemeanor | Traffic, Infraction | Parking ^a | Other Infraction |
|---|-------------|-------------------------------|---------------------------------------|--|-----------------------------------|--|--|---|-----------------------|-------------------------|------------------------------|-------------------------------------|--|-----------------------|-------------------------|------------------------|----------------------|---------------------|
| 3rd Judicial District | Lyon County | Canal Justice Court | New Filings (cases) | 26 | 75 | 0 | 11 | 14 | 59 | 1 | 14 | 28 | 4 | 27 | 310 | 571 | 0 | 0 |
| | | | Reopened (cases) | 0 | 0 | 0 | 0 | 0 | 0 | 0 | 0 | 0 | 0 | 0 | 2 | 3 | 0 | 0 |
| | | | Charges | 36 | 86 | 0 | 11 | 27 | 125 | 3 | 16 | 46 | 8 | 63 | 590 | 592 | 0 | 0 |
| | | | Grand Total Dispositions | 42 | 85 | 0 | 8 | 29 | 43 | 3 | 20 | 79 | 7 | 34 | 457 | 508 | 0 | 1 |
| | | | Total Non-Trial Dispositions | 42 | 84 | 0 | 8 | 29 | 43 | 3 | 20 | 78 | 7 | 34 | 456 | 508 | 0 | 1 |
| | | | Total Trial Dispositions | 0 | 1 | 0 | 0 | 0 | 0 | 0 | 0 | 1 | 0 | 0 | 1 | 0 | 0 | 0 |
| | | Dayton Justice Court | New Filings (cases) | 22 | 45 | 0 | 6 | 38 | 63 | 4 | 13 | 58 | 10 | 50 | 550 | 1,350 | 0 | 0 |
| | | | Reopened (cases) | 0 | 0 | 0 | 0 | 0 | 0 | 0 | 0 | 0 | 1 | 0 | 0 | 0 | 0 | 0 |
| | | | Charges | 26 | 53 | 0 | 10 | 45 | 80 | 9 | 20 | 71 | 17 | 141 | 935 | 1,368 | 0 | 0 |
| | | | Grand Total Dispositions | 24 | 39 | 0 | 10 | 47 | 57 | 5 | 16 | 56 | 9 | 43 | 584 | 1,363 | 0 | 0 |
| | | | Total Non-Trial Dispositions | 24 | 39 | 0 | 10 | 46 | 57 | 5 | 16 | 55 | 9 | 43 | 584 | 1,363 | 0 | 0 |
| | | | Total Trial Dispositions | 0 | 0 | 0 | 0 | 1 | 0 | 0 | 0 | 1 | 0 | 0 | 0 | 0 | 0 | 0 |
| | | Walker River Justice Court | New Filings (cases) | 30 | 53 | 0 | 8 | 27 | 127 | 3 | 10 | 55 | 24 | 86 | 539 | 931 | 2 | 0 |
| | | | Reopened (cases) | 0 | 0 | 0 | 0 | 0 | 0 | 0 | 0 | 0 | 0 | 0 | 1 | 1 | 0 | 0 |
| | | | Charges | 35 | 61 | 0 | 21 | 40 | 179 | 4 | 12 | 72 | 30 | 248 | 887 | 959 | 2 | 0 |
| | | | Grand Total Dispositions | 25 | 41 | 0 | 3 | 28 | 99 | 3 | 14 | 48 | 25 | 74 | 513 | 988 | 2 | 0 |
| | | | Total Non-Trial Dispositions | 25 | 41 | 0 | 3 | 28 | 99 | 3 | 14 | 47 | 25 | 73 | 513 | 988 | 2 | 0 |
| | | | Total Trial Dispositions | 0 | 0 | 0 | 0 | 0 | 0 | 0 | 0 | 1 | 0 | 1 | 0 | 0 | 0 | 0 |
| 4th Judicial District | Elko County | Carlin Justice Court | New Filings (cases) | 7 | 3 | 0 | 0 | 6 | 11 | 0 | 2 | 4 | 2 | 4 | 23 | 38 | 0 | 0 |
| | | | Reopened (cases) | 0 | 0 | 0 | 0 | 0 | 0 | 0 | 0 | 0 | 0 | 0 | 0 | 0 | 0 | 0 |
| | | | Charges | 7 | 6 | 0 | 1 | 8 | 15 | 0 | 6 | 5 | 3 | 9 | 39 | 38 | 0 | 0 |
| | | | Grand Total Dispositions ^c | 6 | 5 | 0 | 4 | 8 | 12 | 1 | 9 | 11 | 2 | 6 | 37 | 34 | 0 | 0 |
| | | | Total Non-Trial Dispositions | 6 | 5 | 0 | 4 | 8 | 12 | 1 | 9 | 10 | 2 | 6 | 37 | 34 | 0 | 0 |
| | | | Total Trial Dispositions | 0 | 0 | 0 | 0 | 0 | 0 | 0 | 0 | 1 | 0 | 0 | 0 | 0 | 0 | 0 |
| | | Eastline Justice Court | New Filings (cases) | 9 | 12 | 0 | 0 | 17 | 15 | 0 | 4 | 5 | 5 | 5 | 262 | 284 | 0 | 0 |
| | | | Reopened (cases) | 0 | 0 | 0 | 0 | 0 | 0 | 0 | 0 | 0 | 0 | 0 | 0 | 0 | 0 | 0 |
| | | | Charges | 9 | 12 | 0 | 0 | 19 | 18 | 0 | 10 | 5 | 6 | 7 | 320 | 291 | 0 | 0 |
| | | | Grand Total Dispositions | 11 | 15 | 0 | 0 | 14 | 13 | 0 | 2 | 2 | 5 | 3 | 120 | 157 | 0 | 0 |
| | | | Total Non-Trial Dispositions | 11 | 15 | 0 | 0 | 14 | 13 | 0 | 2 | 2 | 5 | 3 | 118 | 157 | 0 | 0 |
| | | | Total Trial Dispositions | 0 | 0 | 0 | 0 | 0 | 0 | 0 | 0 | 0 | 0 | 0 | 2 | 0 | 0 | 0 |
| | | Elko Justice Court | New Filings (cases) | 97 | 63 | 0 | 0 | 128 | 64 | 3 | 19 | 87 | 17 | 175 | 1,426 | 3,445 | 1 | 0 |
| | | | Reopened (cases) | 26 | 12 | 0 | 0 | 19 | 13 | 0 | 4 | 68 | 3 | 14 | 66 | 0 | 0 | 0 |
| | | | Charges | 121 | 108 | 0 | 0 | 176 | 90 | 6 | 52 | 102 | 24 | 258 | 2,031 | 3,445 | 2 | 0 |
| | | | Grand Total Dispositions | 128 | 52 | 0 | 0 | 138 | 71 | 5 | 28 | 131 | 16 | 169 | 1,223 | 3,128 | 0 | 0 |
| | | | Total Non-Trial Dispositions | 126 | 52 | 0 | 0 | 136 | 71 | 5 | 28 | 130 | 15 | 166 | 1,185 | 3,126 | 0 | 0 |
| | | | Total Trial Dispositions | 2 | 0 | 0 | 0 | 2 | 0 | 0 | 0 | 1 | 1 | 3 | 38 | 2 | 0 | 0 |
| | | Wells Justice Court | New Filings (cases) | 8 | 3 | 0 | 2 | 20 | 2 | 1 | 1 | 9 | 5 | 29 | 398 | 2,142 | 18 | 0 |
| | | | Reopened (cases) | 0 | 0 | 0 | 0 | 1 | 0 | 0 | 0 | 0 | 0 | 0 | 4 | 2 | 0 | 0 |
| | | | Charges | 10 | 3 | 0 | 7 | 22 | 2 | 1 | 4 | 9 | 7 | 36 | 491 | 2,162 | 18 | 0 |
| | | | Grand Total Dispositions | 15 | 3 | 0 | 2 | 26 | 3 | 1 | 5 | 15 | 4 | 17 | 375 | 2,352 | 16 | 0 |
| | | | Total Non-Trial Dispositions | 14 | 3 | 0 | 1 | 26 | 3 | 1 | 5 | 15 | 4 | 17 | 358 | 2,352 | 16 | 0 |
| | | | Total Trial Dispositions | 1 | 0 | 0 | 1 | 0 | 0 | 0 | 0 | 0 | 0 | 0 | 17 | 0 | 0 | 0 |

^a Parking includes both misdemeanor and civil infraction offenses.^c Includes administrative case closures.

Source: Uniform System for Judicial Records, Nevada AOC, Court Statistics and Analysis Unit.

Table B5-2. Criminal Caseload Processed by Justice Courts in Nevada, Fiscal Year 2025.

| Justice Court, Criminal Caseload, Misdemeanor and Civil Infractions (3 of 6) | | | | Crimes Against Persons, Misdemeanor | Domestic Violence, Misdemeanor | Older/Vulnerable Persons Abuse, Misdemeanor | Protection Order Violation, Misdemeanor | Crimes Against Property, Misdemeanor | Drugs, Misdemeanor | Weapons, Misdemeanor | Public Order, Misdemeanor | Motor Vehicle - DUI, Misdemeanor | Motor Vehicle - Reckless, Misdemeanor | Other, Misdemeanor | Traffic, Misdemeanor | Traffic, Infraction | Parking ^a | Other Infraction |
|--|------------------|-------------------------|---------------------------------------|-------------------------------------|--------------------------------|---|---|--------------------------------------|--------------------|----------------------|---------------------------|----------------------------------|---------------------------------------|--------------------|----------------------|---------------------|----------------------|------------------|
| 5th Judicial District | Esmeralda County | Esmeralda Justice Court | New Filings (cases) | 4 | 0 | 0 | 0 | 1 | 5 | 0 | 0 | 4 | 3 | 4 | 321 | 1,904 | 2 | 0 |
| | | | Reopened (cases) | 0 | 0 | 0 | 0 | 0 | 0 | 0 | 0 | 0 | 0 | 0 | 10 | 1 | 0 | 0 |
| | | | Charges | 4 | 0 | 0 | 0 | 1 | 6 | 0 | 1 | 5 | 4 | 4 | 410 | 1,917 | 2 | 0 |
| | | | Grand Total Dispositions ^c | 2 | 6 | 0 | 3 | 2 | 8 | 1 | 0 | 4 | 3 | 1 | 255 | 1,826 | 1 | 0 |
| | | | Total Non-Trial Dispositions | 1 | 6 | 0 | 3 | 2 | 8 | 1 | 0 | 4 | 2 | 1 | 255 | 1,826 | 1 | 0 |
| | | | Total Trial Dispositions | 1 | 0 | 0 | 0 | 0 | 0 | 0 | 0 | 0 | 1 | 0 | 0 | 0 | 0 | 0 |
| | Nye County | Beatty Justice Court | New Filings (cases) | 3 | 2 | 0 | 0 | 32 | 0 | 0 | 1 | 3 | 17 | 9 | 288 | 1,308 | 1 | 0 |
| | | | Reopened (cases) | 0 | 0 | 0 | 0 | 0 | 0 | 0 | 0 | 0 | 0 | 0 | 0 | 0 | 0 | 0 |
| | | | Charges | 7 | 2 | 0 | 1 | 36 | 2 | 2 | 1 | 5 | 18 | 13 | 376 | 1,322 | 1 | 0 |
| | | | Grand Total Dispositions | 5 | 3 | 0 | 1 | 15 | 3 | 0 | 0 | 5 | 13 | 5 | 247 | 1,478 | 2 | 0 |
| | | | Total Non-Trial Dispositions | 5 | 3 | 0 | 1 | 15 | 3 | 0 | 0 | 5 | 13 | 5 | 247 | 1,478 | 2 | 0 |
| | | | Total Trial Dispositions | 0 | 0 | 0 | 0 | 0 | 0 | 0 | 0 | 0 | 0 | 0 | 0 | 0 | 0 | 0 |
| | | Pahrump Justice Court | New Filings (cases) | 25 | 38 | 0 | 9 | 151 | 36 | 0 | 3 | 36 | 34 | 87 | 1,896 | 2,969 | 8 | 3 |
| | | | Reopened (cases) | 8 | 10 | 0 | 1 | 22 | 2 | 0 | 1 | 15 | 1 | 8 | 95 | 18 | 0 | 0 |
| | | | Charges | 39 | 65 | 0 | 9 | 201 | 99 | 1 | 5 | 40 | 36 | 173 | 2,627 | 3,007 | 10 | 3 |
| | | | Grand Total Dispositions | 55 | 76 | 0 | 12 | 155 | 45 | 1 | 4 | 81 | 20 | 84 | 1,899 | 2,853 | 10 | 3 |
| | | | Total Non-Trial Dispositions | 55 | 74 | 0 | 12 | 154 | 45 | 1 | 4 | 79 | 17 | 80 | 1,885 | 2,853 | 10 | 3 |
| | | | Total Trial Dispositions | 0 | 2 | 0 | 0 | 1 | 0 | 0 | 0 | 2 | 3 | 4 | 14 | 0 | 0 | 0 |
| | | Tonopah Justice Court | New Filings (cases) | 10 | 8 | 0 | 1 | 16 | 4 | 0 | 0 | 6 | 2 | 28 | 521 | 1,413 | 2 | 0 |
| | | | Reopened (cases) | 0 | 0 | 0 | 0 | 0 | 0 | 0 | 0 | 0 | 0 | 0 | 2 | 5 | 0 | 0 |
| | | | Charges | 12 | 13 | 0 | 2 | 20 | 14 | 0 | 1 | 7 | 3 | 42 | 731 | 1,447 | 2 | 0 |
| | | | Grand Total Dispositions | 10 | 6 | 0 | 1 | 15 | 4 | 3 | 1 | 6 | 3 | 26 | 481 | 1,365 | 1 | 0 |
| | | | Total Non-Trial Dispositions | 10 | 6 | 0 | 1 | 15 | 4 | 3 | 1 | 6 | 3 | 26 | 481 | 1,365 | 1 | 0 |
| | | | Total Trial Dispositions | 0 | 0 | 0 | 0 | 0 | 0 | 0 | 0 | 0 | 0 | 0 | 0 | 0 | 0 | 0 |
| 6th Judicial District | Humboldt County | Union Justice Court | New Filings (cases) | 58 | 72 | 0 | 6 | 74 | 47 | 6 | 36 | 39 | 23 | 126 | 513 | 2,402 | 11 | 0 |
| | | | Reopened (cases) | 0 | 0 | 0 | 0 | 0 | 0 | 0 | 0 | 0 | 0 | 0 | 1 | 0 | 0 | 0 |
| | | | Charges | 66 | 81 | 0 | 7 | 86 | 56 | 7 | 44 | 44 | 23 | 237 | 738 | 2,438 | 14 | 0 |
| | | | Grand Total Dispositions | 80 | 83 | 0 | 11 | 83 | 44 | 11 | 40 | 81 | 23 | 106 | 488 | 2,543 | 10 | 0 |
| | | | Total Non-Trial Dispositions | 79 | 82 | 0 | 11 | 82 | 44 | 11 | 40 | 77 | 22 | 105 | 482 | 2,543 | 10 | 0 |
| 7th Judicial District | Eureka County | Eureka Justice Court | Total Trial Dispositions | 1 | 1 | 0 | 0 | 1 | 0 | 0 | 0 | 4 | 1 | 1 | 6 | 0 | 0 | 0 |
| | | | New Filings (cases) | 2 | 1 | 0 | 0 | 5 | 0 | 1 | 4 | 4 | 1 | 16 | 86 | 524 | 0 | 0 |
| | | | Reopened (cases) | 0 | 0 | 0 | 0 | 0 | 0 | 0 | 0 | 0 | 0 | 0 | 1 | 0 | 0 | 0 |
| | | | Charges | 4 | 1 | 0 | 0 | 5 | 0 | 1 | 9 | 5 | 1 | 19 | 136 | 536 | 0 | 0 |
| | | | Grand Total Dispositions | 3 | 1 | 0 | 0 | 4 | 1 | 0 | 5 | 6 | 1 | 19 | 80 | 485 | 0 | 0 |
| | | | Total Non-Trial Dispositions | 3 | 1 | 0 | 0 | 4 | 1 | 0 | 4 | 6 | 1 | 16 | 74 | 485 | 0 | 0 |
| | | | Total Trial Dispositions | 0 | 0 | 0 | 0 | 0 | 0 | 0 | 1 | 0 | 0 | 3 | 6 | 0 | 0 | 0 |

^a Parking includes both misdemeanor and civil infraction offenses.

^c Includes administrative case closures.

Source: Uniform System for Judicial Records, Nevada AOC, Court Statistics and Analysis Unit.

Table B5-2. Criminal Caseload Processed by Justice Courts in Nevada, Fiscal Year 2025.

| Justice Court, Criminal Caseload, Misdemeanor and Civil Infractions (4 of 6) | | | | Crimes Against Persons, Misdemeanor | Domestic Violence, Misdemeanor | Older/Vulnerable Persons Abuse, Misdemeanor | Protection Order Violation, Misdemeanor | Crimes Against Property, Misdemeanor | Drugs, Misdemeanor | Weapons, Misdemeanor | Public Order, Misdemeanor | Motor Vehicle - DUI, Misdemeanor | Motor Vehicle - Reckless, Misdemeanor | Other, Misdemeanor | Traffic, Misdemeanor | Traffic, Infraction | Parking ^a | Other Infraction |
|---|----------------------|------------------------------------|---------------------------------------|--|-----------------------------------|--|--|---|-----------------------|-------------------------|------------------------------|-------------------------------------|--|-----------------------|-------------------------|------------------------|----------------------|---------------------|
| 7th Judicial District Cont. | Lincoln County | Meadow Valley Justice Court | New Filings (cases) | 8 | 4 | 0 | 0 | 14 | 2 | 1 | 3 | 7 | 1 | 18 | 80 | 797 | 0 | 0 |
| | | | Reopened (cases) | 0 | 0 | 0 | 0 | 0 | 0 | 0 | 0 | 0 | 0 | 0 | 0 | 0 | 0 | 0 |
| | | | Charges | 16 | 14 | 0 | 0 | 28 | 12 | 2 | 9 | 9 | 2 | 25 | 113 | 799 | 0 | 0 |
| | | | Grand Total Dispositions | 7 | 2 | 0 | 0 | 6 | 0 | 1 | 2 | 3 | 0 | 12 | 63 | 713 | 0 | 0 |
| | | | Total Non-Trial Dispositions | 7 | 2 | 0 | 0 | 6 | 0 | 1 | 2 | 3 | 0 | 12 | 63 | 713 | 0 | 0 |
| | | | Total Trial Dispositions | 0 | 0 | 0 | 0 | 0 | 0 | 0 | 0 | 0 | 0 | 0 | 0 | 0 | 0 | 0 |
| | | Pahranagat Valley Justice Court | New Filings (cases) | 3 | 0 | 0 | 1 | 11 | 2 | 0 | 2 | 3 | 0 | 5 | 320 | 3,081 | 0 | 0 |
| | | | Reopened (cases) | 0 | 0 | 0 | 0 | 0 | 0 | 0 | 0 | 1 | 0 | 0 | 2 | 9 | 0 | 0 |
| | | | Charges | 3 | 0 | 0 | 1 | 19 | 7 | 0 | 2 | 3 | 1 | 8 | 400 | 3,099 | 0 | 0 |
| | | | Grand Total Dispositions ^c | 3 | 1 | 0 | 1 | 24 | 25 | 0 | 1 | 10 | 3 | 9 | 864 | 2,927 | 1 | 0 |
| | | | Total Non-Trial Dispositions | 3 | 1 | 0 | 1 | 24 | 25 | 0 | 1 | 10 | 3 | 9 | 864 | 2,927 | 1 | 0 |
| | | | Total Trial Dispositions | 0 | 0 | 0 | 0 | 0 | 0 | 0 | 0 | 0 | 0 | 0 | 0 | 0 | 0 | 0 |
| | White Pine County | Ely Justice Court | New Filings (cases) | 8 | 7 | 0 | 5 | 14 | 5 | 2 | 8 | 10 | 7 | 24 | 201 | 1,046 | 1 | 0 |
| | | | Reopened (cases) | 0 | 0 | 0 | 1 | 0 | 0 | 0 | 0 | 1 | 0 | 0 | 1 | 7 | 0 | 0 |
| | | | Charges | 14 | 19 | 0 | 5 | 15 | 5 | 3 | 8 | 16 | 9 | 39 | 261 | 1,062 | 3 | 0 |
| | | | Grand Total Dispositions | 7 | 4 | 0 | 8 | 12 | 3 | 1 | 9 | 10 | 3 | 27 | 138 | 1,090 | 2 | 0 |
| | | | Total Non-Trial Dispositions | 7 | 4 | 0 | 8 | 12 | 3 | 1 | 9 | 10 | 3 | 27 | 129 | 1,090 | 2 | 0 |
| | | | Total Trial Dispositions | 0 | 0 | 0 | 0 | 0 | 0 | 0 | 0 | 0 | 0 | 0 | 9 | 0 | 0 | 0 |
| 8th Judicial District | Clark County | Boulder Justice Court | New Filings (cases) | 3 | 0 | 0 | 1 | 0 | 1 | 0 | 0 | 10 | 8 | 2 | 189 | 652 | 0 | 3 |
| | | | Reopened (cases) | 0 | 0 | 0 | 0 | 0 | 0 | 0 | 0 | 0 | 0 | 0 | 0 | 0 | 0 | 0 |
| | | | Charges | 8 | 6 | 0 | 2 | 2 | 1 | 1 | 0 | 16 | 8 | 2 | 260 | 654 | 0 | 3 |
| | | | Grand Total Dispositions | 4 | 2 | 0 | 0 | 0 | 3 | 0 | 0 | 8 | 11 | 1 | 201 | 664 | 1 | 3 |
| | | | Total Non-Trial Dispositions | 4 | 2 | 0 | 0 | 0 | 3 | 0 | 0 | 8 | 11 | 1 | 201 | 664 | 1 | 3 |
| | | | Total Trial Dispositions | 0 | 0 | 0 | 0 | 0 | 0 | 0 | 0 | 0 | 0 | 0 | 0 | 0 | 0 | 0 |
| | | Bunkerville Justice Court | New Filings (cases) | 4 | 2 | 0 | 0 | 0 | 0 | 0 | 2 | 2 | 0 | 7 | 225 | 1,066 | 0 | 11 |
| | | | Reopened (cases) | 0 | 0 | 0 | 0 | 0 | 0 | 0 | 0 | 0 | 0 | 0 | 0 | 1 | 0 | 0 |
| | | | Charges | 4 | 2 | 0 | 0 | 0 | 0 | 0 | 2 | 2 | 0 | 7 | 260 | 1,080 | 0 | 11 |
| | | | Grand Total Dispositions | 4 | 1 | 0 | 0 | 0 | 0 | 0 | 1 | 4 | 0 | 6 | 206 | 972 | 0 | 6 |
| | | | Total Non-Trial Dispositions | 4 | 1 | 0 | 0 | 0 | 0 | 0 | 1 | 4 | 0 | 6 | 206 | 972 | 0 | 6 |
| | | | Total Trial Dispositions | 0 | 0 | 0 | 0 | 0 | 0 | 0 | 0 | 0 | 0 | 0 | 0 | 0 | 0 | 0 |
| | | Goodsprings Justice Court | New Filings (cases) | 14 | 2 | 0 | 0 | 9 | 3 | 0 | 2 | 34 | 137 | 113 | 1,956 | 6,034 | 50 | 3 |
| | | | Reopened (cases) | 0 | 0 | 0 | 0 | 0 | 0 | 0 | 0 | 0 | 0 | 0 | 7 | 9 | 0 | 0 |
| | | | Charges | 15 | 5 | 0 | 0 | 10 | 3 | 1 | 3 | 42 | 143 | 139 | 2,639 | 6,103 | 53 | 5 |
| | | | Grand Total Dispositions | 22 | 5 | 0 | 0 | 12 | 4 | 0 | 1 | 30 | 121 | 135 | 2,634 | 6,043 | 50 | 4 |
| | | | Total Non-Trial Dispositions | 21 | 5 | 0 | 0 | 12 | 4 | 0 | 1 | 30 | 121 | 135 | 2,634 | 6,043 | 50 | 4 |
| | | | Total Trial Dispositions | 1 | 0 | 0 | 0 | 0 | 0 | 0 | 0 | 0 | 0 | 0 | 0 | 0 | 0 | 0 |
| | | Henderson Justice Court | New Filings (cases) | 43 | 9 | 0 | 1 | 39 | 3 | 0 | 3 | 16 | 23 | 120 | 662 | 1,942 | 28 | 3 |
| | | | Reopened (cases) | 0 | 0 | 0 | 0 | 0 | 0 | 0 | 0 | 0 | 0 | 0 | 2 | 5 | 0 | 0 |
| | | | Charges | 88 | 153 | 0 | 2 | 111 | 9 | 5 | 10 | 29 | 29 | 166 | 972 | 1,973 | 33 | 4 |
| | | | Grand Total Dispositions | 43 | 25 | 0 | 0 | 37 | 5 | 2 | 2 | 25 | 23 | 257 | 626 | 1,932 | 25 | 1 |
| | | | Total Non-Trial Dispositions | 43 | 25 | 0 | 0 | 37 | 5 | 2 | 2 | 25 | 23 | 257 | 626 | 1,932 | 25 | 1 |
| | | | Total Trial Dispositions | 0 | 0 | 0 | 0 | 0 | 0 | 0 | 0 | 0 | 0 | 0 | 0 | 0 | 0 | 0 |

^a Parking includes both misdemeanor and civil infraction offenses.^c Includes administrative case closures.

Source: Uniform System for Judicial Records, Nevada AOC, Court Statistics and Analysis Unit.

Table B5-2. Criminal Caseload Processed by Justice Courts in Nevada, Fiscal Year 2025.

| Justice Court, Criminal Caseload, Misdemeanor and Civil Infractions (5 of 6) | | | | Crimes Against Persons, Misdemeanor | Domestic Violence, Misdemeanor | Older/Vulnerable Persons Abuse, Misdemeanor | Protection Order Violation, Misdemeanor | Crimes Against Property, Misdemeanor | Drugs, Misdemeanor | Weapons, Misdemeanor | Public Order, Misdemeanor | Motor Vehicle - DUI, Misdemeanor | Motor Vehicle - Reckless, Misdemeanor | Other, Misdemeanor | Traffic, Misdemeanor | Traffic, Infraction | Parking ^a | Other Infraction |
|--|--------------------|--------------------------------------|---------------------------------------|-------------------------------------|--------------------------------|---|---|--------------------------------------|--------------------|----------------------|---------------------------|----------------------------------|---------------------------------------|--------------------|----------------------|---------------------|----------------------|------------------|
| 8th Judicial District | Clark County Cont. | Las Vegas Justice Court ^d | New Filings (cases) | 3,038 | 2,015 | 0 | 164 | 4,685 | 808 | 83 | 1,840 | 4,324 | 1,092 | 23,858 | 32,483 | 93,666 | 4,229 | 0 |
| | | | Reopened (cases) | 112 | 118 | 0 | 8 | 165 | 8 | 6 | 79 | 448 | 25 | 242 | 544 ^f | 0 ^f | 0 ^f | 0 |
| | | | Charges | 3,986 | 5,355 | 0 | 278 | 5,486 | 1,018 | 156 | 2,190 | 4,992 | 1,339 | 27,750 | 56,341 | 96,604 | 4,568 | 0 |
| | | | Grand Total Dispositions | 2,983 | 2,177 | 0 | 184 | 4,154 | 720 | 96 | 1,941 | 4,579 | 1,012 | 16,034 | 26,041 | 68,955 | 2,800 | 0 |
| | | | Total Non-Trial Dispositions | 2,969 | 2,173 | 0 | 184 | 4,149 | 720 | 96 | 1,935 | 4,573 | 1,010 | 16,019 | 26,037 | 68,955 | 2,800 | 0 |
| | | | Total Trial Dispositions | 14 | 4 | 0 | 0 | 5 | 0 | 0 | 6 | 6 | 2 | 15 | 4 | 0 | 0 | 0 |
| | | Laughlin Justice Court | New Filings (cases) | 29 | 15 | 0 | 2 | 94 | 3 | 0 | 2 | 28 | 17 | 59 | 754 | 1,562 | 28 | 3 |
| | | | Reopened (cases) | 0 | 0 | 0 | 0 | 0 | 0 | 0 | 0 | 0 | 0 | 0 | 0 | 1 | 0 | 0 |
| | | | Charges | 32 | 42 | 0 | 2 | 111 | 6 | 0 | 3 | 29 | 18 | 85 | 1,010 | 1,577 | 32 | 4 |
| | | | Grand Total Dispositions ^c | 38 | 22 | 0 | 1 | 105 | 13 | 0 | 5 | 44 | 14 | 50 | 629 | 1,716 | 38 | 2 |
| | | | Total Non-Trial Dispositions | 38 | 22 | 0 | 1 | 105 | 13 | 0 | 5 | 44 | 14 | 50 | 629 | 1,716 | 38 | 2 |
| | | | Total Trial Dispositions | 0 | 0 | 0 | 0 | 0 | 0 | 0 | 0 | 0 | 0 | 0 | 0 | 0 | 0 | 0 |
| | | Mesquite Justice Court | New Filings (cases) | 0 | 0 | 0 | 0 | 0 | 0 | 0 | 0 | 0 | 0 | 2 | 4 | 5 | 0 | 1 |
| | | | Reopened (cases) | 0 | 0 | 0 | 0 | 0 | 0 | 0 | 0 | 0 | 0 | 0 | 0 | 0 | 0 | 0 |
| | | | Charges | 2 | 10 | 0 | 0 | 8 | 1 | 0 | 0 | 2 | 0 | 4 | 9 | 5 | 0 | 6 |
| | | | Grand Total Dispositions | 0 | 0 | 0 | 0 | 2 | 0 | 0 | 0 | 0 | 1 | 3 | 3 | 7 | 0 | 1 |
| | | | Total Non-Trial Dispositions | 0 | 0 | 0 | 0 | 2 | 0 | 0 | 0 | 0 | 1 | 3 | 3 | 7 | 0 | 1 |
| | | | Total Trial Dispositions | 0 | 0 | 0 | 0 | 0 | 0 | 0 | 0 | 0 | 0 | 0 | 0 | 0 | 0 | 0 |
| | | Moapa Justice Court | New Filings (cases) | 2 | 0 | 0 | 0 | 5 | 5 | 1 | 1 | 8 | 9 | 17 | 529 | 2,625 | 1 | 13 |
| | | | Reopened (cases) | 0 | 0 | 0 | 0 | 0 | 0 | 0 | 0 | 0 | 0 | 0 | 1 | 4 | 0 | 0 |
| | | | Charges | 2 | 0 | 0 | 0 | 5 | 6 | 1 | 1 | 11 | 10 | 41 | 669 | 2,649 | 1 | 13 |
| | | | Grand Total Dispositions | 1 | 0 | 0 | 0 | 6 | 2 | 2 | 1 | 10 | 8 | 16 | 496 | 2,201 | 1 | 13 |
| | | | Total Non-Trial Dispositions | 1 | 0 | 0 | 0 | 6 | 2 | 2 | 1 | 10 | 8 | 16 | 495 | 2,201 | 1 | 13 |
| | | | Total Trial Dispositions | 0 | 0 | 0 | 0 | 0 | 0 | 0 | 0 | 0 | 0 | 0 | 1 | 0 | 0 | 0 |
| | | Moapa Valley Justice Court | New Filings (cases) | 5 | 4 | 0 | 1 | 38 | 2 | 0 | 3 | 6 | 5 | 41 | 284 | 864 | 42 | 0 |
| | | | Reopened (cases) | 0 | 0 | 0 | 0 | 0 | 0 | 0 | 0 | 0 | 0 | 0 | 0 | 0 | 0 | 0 |
| | | | Charges | 5 | 11 | 0 | 1 | 39 | 2 | 0 | 3 | 7 | 5 | 57 | 382 | 881 | 42 | 0 |
| | | | Grand Total Dispositions | 4 | 9 | 0 | 0 | 46 | 0 | 0 | 3 | 6 | 6 | 40 | 297 | 830 | 36 | 0 |
| | | | Total Non-Trial Dispositions | 4 | 9 | 0 | 0 | 46 | 0 | 0 | 3 | 6 | 6 | 40 | 297 | 830 | 36 | 0 |
| | | | Total Trial Dispositions | 0 | 0 | 0 | 0 | 0 | 0 | 0 | 0 | 0 | 0 | 0 | 0 | 0 | 0 | 0 |
| | | North Las Vegas Justice Court | New Filings (cases) | 18 | 36 | 0 | 0 | 16 | 4 | 0 | 1 | 76 | 16 | 9 | 181 | 440 | 1 | 1 |
| | | | Reopened (cases) | 0 | 0 | 0 | 0 | 0 | 0 | 0 | 0 | 0 | 0 | 0 | 1 | 1 | 0 | 0 |
| | | | Charges | 101 | 264 | 0 | 1 | 98 | 11 | 8 | 10 | 133 | 31 | 54 | 580 | 472 | 9 | 1 |
| | | | Grand Total Dispositions | 28 | 83 | 0 | 1 | 30 | 2 | 0 | 2 | 76 | 13 | 8 | 778 | 28 | 1 | 0 |
| | | | Total Non-Trial Dispositions | 27 | 83 | 0 | 1 | 30 | 2 | 0 | 2 | 76 | 13 | 8 | 778 | 28 | 1 | 0 |
| | | | Total Trial Dispositions | 1 | 0 | 0 | 0 | 0 | 0 | 0 | 0 | 0 | 0 | 0 | 0 | 0 | 0 | 0 |
| | | Searchlight Justice Court | New Filings (cases) | 3 | 1 | 0 | 0 | 2 | 2 | 0 | 0 | 3 | 42 | 20 | 925 | 2,728 | 7 | 6 |
| | | | Reopened (cases) | 0 | 0 | 0 | 0 | 0 | 0 | 0 | 0 | 0 | 0 | 0 | 0 | 0 | 0 | 0 |
| | | | Charges | 4 | 2 | 0 | 0 | 4 | 2 | 0 | 0 | 3 | 43 | 24 | 1,091 | 2,742 | 8 | 9 |
| | | | Grand Total Dispositions | 3 | 1 | 0 | 0 | 1 | 2 | 0 | 0 | 6 | 25 | 8 | 861 | 2,413 | 5 | 4 |
| | | | Total Non-Trial Dispositions | 3 | 1 | 0 | 0 | 1 | 2 | 0 | 0 | 6 | 24 | 8 | 858 | 2,413 | 5 | 4 |
| | | | Total Trial Dispositions | 0 | 0 | 0 | 0 | 0 | 0 | 0 | 0 | 0 | 1 | 0 | 3 | 0 | 0 | 0 |

^a Parking includes both misdemeanor and civil infraction offenses.

^c Includes administrative case closures.

^d Traffic statistics include juvenile traffic information.

^f Reopened (cases) not reported or under-reported.

Source: Uniform System for Judicial Records, Nevada AOC, Court Statistics and Analysis Unit.

Table B5-2. Criminal Caseload Processed by Justice Courts in Nevada, Fiscal Year 2025.

| Justice Court, Criminal Caseload, Misdemeanor and Civil Infractions (6 of 6) | | | | Crimes Against Persons, Misdemeanor | Domestic Violence, Misdemeanor | Older/Vulnerable Persons Abuse, Misdemeanor | Protection Order Violation, Misdemeanor | Crimes Against Property, Misdemeanor | Drugs, Misdemeanor | Weapons, Misdemeanor | Public Order, Misdemeanor | Motor Vehicle - DUI, Misdemeanor | Motor Vehicle - Reckless, Misdemeanor | Other, Misdemeanor | Traffic, Misdemeanor | Traffic, Infraction | Parking ^a | Other Infraction |
|--|------------------|-------------------------|---------------------------------------|-------------------------------------|--------------------------------|---|---|--------------------------------------|--------------------|----------------------|---------------------------|----------------------------------|---------------------------------------|--------------------|----------------------|---------------------|----------------------|------------------|
| 9th Judicial District | Douglas County | East Fork Justice Court | New Filings (cases) | 88 | 31 | 0 | 2 | 78 | 42 | 7 | 49 | 141 | 30 | 94 | 983 | 2,035 | 17 | 1 |
| | | | Reopened (cases) | 10 | 17 | 0 | 1 | 10 | 12 | 2 | 7 | 53 | 4 | 6 | 56 | 9 | 0 | 0 |
| | | | Charges | 124 | 43 | 0 | 2 | 134 | 143 | 9 | 77 | 181 | 38 | 130 | 1,496 | 2,057 | 29 | 1 |
| | | | Grand Total Dispositions | 98 | 44 | 0 | 3 | 94 | 50 | 10 | 46 | 153 | 29 | 88 | 964 | 2,134 | 20 | 1 |
| | | | Total Non-Trial Dispositions | 96 | 41 | 0 | 3 | 90 | 50 | 10 | 45 | 151 | 29 | 84 | 959 | 2,134 | 20 | 1 |
| | | | Total Trial Dispositions | 2 | 3 | 0 | 0 | 4 | 0 | 0 | 1 | 2 | 0 | 4 | 5 | 0 | 0 | 0 |
| | | Tahoe Justice Court | New Filings (cases) | 62 | 17 | 0 | 0 | 109 | 30 | 0 | 31 | 43 | 9 | 20 | 438 | 1,168 | 231 | 2 |
| | | | Reopened (cases) | 8 | 6 | 0 | 1 | 17 | 8 | 0 | 0 | 18 | 1 | 0 | 22 | 2 | 0 | 0 |
| | | | Charges | 87 | 21 | 0 | 0 | 156 | 93 | 0 | 53 | 56 | 11 | 31 | 662 | 1,182 | 236 | 2 |
| | | | Grand Total Dispositions | 61 | 17 | 0 | 1 | 100 | 36 | 0 | 32 | 55 | 12 | 21 | 409 | 1,213 | 252 | 0 |
| | | | Total Non-Trial Dispositions | 59 | 16 | 0 | 1 | 99 | 34 | 0 | 29 | 53 | 12 | 21 | 407 | 1,213 | 252 | 0 |
| | | | Total Trial Dispositions | 2 | 1 | 0 | 0 | 1 | 2 | 0 | 3 | 2 | 0 | 0 | 2 | 0 | 0 | 0 |
| 10th Judicial District | Churchill County | New River Justice Court | New Filings (cases) | 16 | 19 | 0 | 10 | 40 | 24 | 4 | 10 | 80 | 15 | 77 | 404 | 981 | 6 | 0 |
| | | | Reopened (cases) | 0 | 0 | 0 | 1 | 2 | 1 | 0 | 0 | 1 | 0 | 2 | 1 | 1 | 0 | 0 |
| | | | Charges | 25 | 38 | 0 | 40 | 80 | 43 | 5 | 12 | 89 | 20 | 120 | 790 | 1,004 | 8 | 0 |
| | | | Grand Total Dispositions | 29 | 32 | 0 | 11 | 52 | 25 | 6 | 11 | 76 | 13 | 81 | 394 | 947 | 5 | 0 |
| | | | Total Non-Trial Dispositions | 27 | 30 | 0 | 11 | 51 | 24 | 6 | 11 | 75 | 12 | 81 | 388 | 947 | 5 | 0 |
| | | | Total Trial Dispositions | 2 | 2 | 0 | 0 | 1 | 1 | 0 | 0 | 1 | 1 | 0 | 6 | 0 | 0 | 0 |
| 11th Judicial District | Lander County | Argenta Justice Court | New Filings (cases) | 6 | 2 | 0 | 1 | 9 | 10 | 2 | 7 | 5 | 0 | 22 | 79 | 1,065 | 0 | 0 |
| | | | Reopened (cases) | 0 | 0 | 0 | 1 | 0 | 0 | 0 | 0 | 0 | 0 | 0 | 0 | 1 | 0 | 0 |
| | | | Charges | 6 | 3 | 0 | 1 | 9 | 10 | 3 | 8 | 5 | 0 | 27 | 110 | 1,068 | 0 | 0 |
| | | | Grand Total Dispositions ^c | 8 | 2 | 0 | 4 | 12 | 11 | 1 | 14 | 12 | 1 | 23 | 53 | 1,121 | 0 | 0 |
| | | | Total Non-Trial Dispositions | 8 | 2 | 0 | 4 | 12 | 11 | 1 | 14 | 12 | 1 | 23 | 52 | 1,121 | 0 | 0 |
| | | | Total Trial Dispositions | 0 | 0 | 0 | 0 | 0 | 0 | 0 | 0 | 0 | 0 | 0 | 1 | 0 | 0 | 0 |
| | | Austin Justice Court | New Filings (cases) | 0 | 0 | 0 | 0 | 2 | 0 | 0 | 0 | 0 | 0 | 0 | 61 | 311 | 0 | 0 |
| | | | Reopened (cases) | 0 | 0 | 0 | 0 | 0 | 0 | 0 | 0 | 0 | 0 | 0 | 0 | 0 | 0 | 0 |
| | | | Charges | 0 | 0 | 0 | 0 | 2 | 0 | 0 | 0 | 0 | 0 | 0 | 91 | 318 | 0 | 0 |
| | | | Grand Total Dispositions | 0 | 0 | 0 | 0 | 1 | 0 | 0 | 0 | 0 | 0 | 0 | 47 | 249 | 0 | 0 |
| | | | Total Non-Trial Dispositions | 0 | 0 | 0 | 0 | 1 | 0 | 0 | 0 | 0 | 0 | 0 | 47 | 249 | 0 | 0 |
| | | | Total Trial Dispositions | 0 | 0 | 0 | 0 | 0 | 0 | 0 | 0 | 0 | 0 | 0 | 0 | 0 | 0 | 0 |
| | Mineral County | Hawthorne Justice Court | New Filings (cases) | 7 | 4 | 0 | 3 | 19 | 4 | 0 | 9 | 11 | 9 | 38 | 477 | 1,213 | 4 | 0 |
| | | | Reopened (cases) | 1 | 2 | 0 | 0 | 0 | 1 | 0 | 0 | 12 | 0 | 2 | 2 | 2 | 0 | 0 |
| | | | Charges | 9 | 8 | 0 | 4 | 33 | 34 | 1 | 22 | 22 | 12 | 62 | 603 | 1,330 | 6 | 0 |
| | | | Grand Total Dispositions | 7 | 7 | 0 | 2 | 13 | 5 | 0 | 12 | 25 | 6 | 43 | 454 | 1,170 | 3 | 2 |
| | | | Total Non-Trial Dispositions | 7 | 7 | 0 | 2 | 13 | 5 | 0 | 12 | 25 | 6 | 42 | 454 | 1,170 | 3 | 2 |
| | | | Total Trial Dispositions | 0 | 0 | 0 | 0 | 0 | 0 | 0 | 0 | 0 | 0 | 1 | 0 | 0 | 0 | 0 |
| | Pershing County | Lake Justice Court | New Filings (cases) | 6 | 10 | 0 | 1 | 21 | 19 | 1 | 16 | 21 | 3 | 37 | 47 | 145 | 0 | 0 |
| | | | Reopened (cases) | 0 | 0 | 0 | 0 | 0 | 0 | 0 | 0 | 0 | 0 | 0 | 0 | 0 | 0 | 0 |
| | | | Charges | 7 | 11 | 0 | 2 | 21 | 19 | 1 | 17 | 21 | 3 | 49 | 74 | 149 | 1 | 0 |
| | | | Grand Total Dispositions | 17 | 15 | 0 | 2 | 18 | 12 | 2 | 13 | 29 | 1 | 44 | 60 | 146 | 0 | 0 |
| | | | Total Non-Trial Dispositions | 16 | 15 | 0 | 2 | 17 | 12 | 2 | 13 | 29 | 1 | 44 | 58 | 146 | 0 | 0 |
| | | | Total Trial Dispositions | 1 | 0 | 0 | 0 | 1 | 0 | 0 | 0 | 0 | 0 | 0 | 2 | 0 | 0 | 0 |

^a Parking includes both misdemeanor and civil infraction offenses.

^c Includes administrative case closures.

Source: Uniform System for Judicial Records, Nevada AOC, Court Statistics and Analysis Unit.

Table B6-1. Civil Caseload Processed by Justice Courts in Nevada, Fiscal Year 2025.

| Justice Court, Civil Caseload, Aggregate (1 of 4) | | | | Real Property | Tort | Contract | Contested Liens | Petitions to Seal Records | Other Civil Matters | Small Claims | Protection Orders | Totals |
|---|-----------------------|--|------------------------------|---------------|--------|----------|-----------------|---------------------------|---------------------|--------------|-------------------|--------|
| Totals ^a | Nevada Justice Courts | New Filings (cases) | 63,828 | 251 | 62,053 | 10 | 819 | 1,027 | 4,845 | 7,670 | 140,503 | |
| | | Reopened (cases) | 13,099 | 25 | 922 | 0 | 22 | 36 | 276 | 369 | 14,749 | |
| | | Grand Total Dispositions | 79,179 | 371 | 51,169 | 9 | 763 | 922 | 4,891 | 7,676 | 144,980 | |
| | | Total Non-Trial Dispositions | 77,632 | 369 | 51,162 | 8 | 760 | 889 | 3,456 | 7,676 | 141,952 | |
| | | Total Trial Dispositions | 1,547 | 2 | 7 | 1 | 3 | 33 | 1,435 | 0 | 3,028 | |
| 1st Judicial District | Carson City | Carson City Justice Court ^b | New Filings (cases) | 775 | 0 | 730 | 2 | 25 | 11 | 191 | 530 | 2,264 |
| | | Reopened (cases) | 2 | 0 | 0 | 0 | 0 | 0 | 3 | 3 | 8 | |
| | | Grand Total Dispositions | 624 | 0 | 532 | 2 | 7 | 11 | 136 | 431 | 1,743 | |
| | | Total Non-Trial Dispositions | 590 | 0 | 532 | 1 | 7 | 8 | 68 | 431 | 1,637 | |
| | | Total Trial Dispositions | 34 | 0 | 0 | 1 | 0 | 3 | 68 | 0 | 106 | |
| | Storey County | Virginia City Justice Court | New Filings (cases) | 9 | 0 | 12 | 0 | 0 | 1 | 4 | 37 | 63 |
| | | Reopened (cases) | 0 | 0 | 0 | 0 | 0 | 0 | 0 | 0 | 0 | 0 |
| | | Grand Total Dispositions | 5 | 0 | 7 | 0 | 0 | 2 | 9 | 35 | 58 | 58 |
| | | Total Non-Trial Dispositions | 5 | 0 | 7 | 0 | 0 | 2 | 9 | 35 | 58 | 58 |
| | | Total Trial Dispositions | 0 | 0 | 0 | 0 | 0 | 0 | 0 | 0 | 0 | 0 |
| 2nd Judicial District | Washoe County | Incline Village Justice Court | New Filings (cases) | 18 | 0 | 32 | 0 | 3 | 1 | 14 | 22 | 90 |
| | | | Reopened (cases) | 0 | 0 | 0 | 0 | 0 | 0 | 3 | 8 | 11 |
| | | | Grand Total Dispositions | 17 | 0 | 28 | 0 | 3 | 1 | 20 | 30 | 99 |
| | | | Total Non-Trial Dispositions | 15 | 0 | 28 | 0 | 3 | 1 | 17 | 30 | 94 |
| | | | Total Trial Dispositions | 2 | 0 | 0 | 0 | 0 | 0 | 3 | 0 | 5 |
| | | Reno Justice Court | New Filings (cases) | 5,316 | 33 | 4,007 | 0 | 69 | 34 | 1,087 | 699 | 11,245 |
| | | | Reopened (cases) | 557 | 0 | 39 | 0 | 0 | 2 | 108 | 24 | 730 |
| | | | Grand Total Dispositions | 5,756 | 26 | 2,716 | 0 | 61 | 34 | 1,024 | 701 | 10,318 |
| | | | Total Non-Trial Dispositions | 5,126 | 26 | 2,713 | 0 | 61 | 16 | 905 | 701 | 9,548 |
| | | | Total Trial Dispositions | 630 | 0 | 3 | 0 | 0 | 18 | 119 | 0 | 770 |
| | | Sparks Justice Court | New Filings (cases) | 1,927 | 5 | 2,336 | 0 | 12 | 45 | 314 | 296 | 4,935 |
| | | | Reopened (cases) | 526 | 2 | 43 | 0 | 0 | 3 | 59 | 19 | 652 |
| | | | Grand Total Dispositions | 2,447 | 12 | 2,107 | 0 | 12 | 53 | 339 | 313 | 5,283 |
| | | | Total Non-Trial Dispositions | 2,231 | 12 | 2,107 | 0 | 12 | 47 | 300 | 313 | 5,022 |
| | | | Total Trial Dispositions | 216 | 0 | 0 | 0 | 0 | 6 | 39 | 0 | 261 |
| | | Wadsworth Justice Court | New Filings (cases) | 2 | 0 | 6 | 0 | 1 | 0 | 1 | 1 | 11 |
| | | | Reopened (cases) | 0 | 0 | 0 | 0 | 0 | 0 | 0 | 0 | 0 |
| | | | Grand Total Dispositions | 2 | 0 | 3 | 0 | 1 | 0 | 1 | 1 | 8 |
| | | | Total Non-Trial Dispositions | 1 | 0 | 3 | 0 | 1 | 0 | 1 | 1 | 7 |
| | | | Total Trial Dispositions | 1 | 0 | 0 | 0 | 0 | 0 | 0 | 0 | 1 |
| 3rd Judicial District | Lyon County | Canal Justice Court | New Filings (cases) | 431 | 0 | 484 | 0 | 2 | 0 | 57 | 183 | 1,157 |
| | | | Reopened (cases) | 0 | 0 | 1 | 0 | 0 | 0 | 0 | 1 | 2 |
| | | | Grand Total Dispositions | 56 | 0 | 301 | 0 | 2 | 0 | 45 | 180 | 584 |
| | | | Total Non-Trial Dispositions | 41 | 0 | 301 | 0 | 2 | 0 | 30 | 180 | 554 |
| | | | Total Trial Dispositions | 15 | 0 | 0 | 0 | 0 | 0 | 15 | 0 | 30 |
| | | Dayton Justice Court | New Filings (cases) | 128 | 3 | 301 | 0 | 2 | 19 | 32 | 184 | 669 |
| | | | Reopened (cases) | 5 | 0 | 3 | 0 | 0 | 1 | 0 | 1 | 10 |
| | | | Grand Total Dispositions | 142 | 1 | 258 | 1 | 2 | 18 | 26 | 182 | 630 |
| | | | Total Non-Trial Dispositions | 120 | 1 | 258 | 1 | 0 | 18 | 13 | 182 | 593 |
| | | | Total Trial Dispositions | 22 | 0 | 0 | 0 | 2 | 0 | 13 | 0 | 37 |
| | | Walker River Justice Court | New Filings (cases) | 157 | 0 | 50 | 0 | 1 | 150 | 35 | 144 | 537 |
| | | | Reopened (cases) | 9 | 0 | 1 | 0 | 0 | 4 | 2 | 26 | 42 |
| | | | Grand Total Dispositions | 131 | 0 | 64 | 0 | 1 | 109 | 25 | 139 | 469 |
| | | | Total Non-Trial Dispositions | 130 | 0 | 64 | 0 | 1 | 107 | 22 | 139 | 463 |
| | | | Total Trial Dispositions | 1 | 0 | 0 | 0 | 0 | 2 | 3 | 0 | 6 |

^a Totals reflect aggregate information from the Nevada Justice Courts. Information contained herein may reflect non-standard reporting and is noted by other footnotes.

^b Carson City is a consolidated municipality and the justice court includes municipal court information. Statistics are reported in the justice court tables only.

Source: Uniform System for Judicial Records, Nevada AOC, Court Statistics and Analysis Unit.

Table B6-1. Civil Caseload Processed by Justice Courts in Nevada, Fiscal Year 2025.

| Justice Court, Civil Caseload, Aggregate (2 of 4) | | | | Real Property | Tort | Contract | Contested Liens | Petitions to Seal Records | Other Civil Matters | Small Claims | Protection Orders | Totals |
|---|------------------|-------------------------|---------------------------------------|---------------|------|----------|-----------------|---------------------------|---------------------|--------------|-------------------|-----------------|
| 4th Judicial District | Elko County | Carlin Justice Court | New Filings (cases) | 16 | 0 | 22 | 0 | 0 | 1 | 3 | 23 | 65 |
| | | | Reopened (cases) | 0 | 0 | 0 | 0 | 0 | 0 | 0 | 0 | 0 |
| | | | Grand Total Dispositions | 8 | 0 | 17 | 0 | 0 | 0 | 1 | 18 | 44 |
| | | | Total Non-Trial Dispositions | 8 | 0 | 17 | 0 | 0 | 0 | 0 | 18 | 43 |
| | | | Total Trial Dispositions | 0 | 0 | 0 | 0 | 0 | 0 | 1 | 0 | 1 |
| | | Eastline Justice Court | New Filings (cases) | 5 | 0 | 14 | 0 | 3 | 15 | 92 | 30 | 159 |
| | | | Reopened (cases) | 0 | 0 | 0 | 0 | 0 | 0 | 0 | 0 | 0 |
| | | | Grand Total Dispositions | 5 | 0 | 7 | 0 | 0 | 0 | 39 | 20 | 71 |
| | | | Total Non-Trial Dispositions | 5 | 0 | 7 | 0 | 0 | 0 | 38 | 20 | 70 |
| | | | Total Trial Dispositions | 0 | 0 | 0 | 0 | 0 | 0 | 1 | 0 | 1 |
| | | Elko Justice Court | New Filings (cases) | 142 | 1 | 577 | 0 | 4 | 7 | 43 | 335 | 1,109 |
| | | | Reopened (cases) | 4 | 0 | 0 | 0 | 0 | 0 | 0 | 40 | 44 |
| | | | Grand Total Dispositions | 125 | 2 | 429 | 0 | 5 | 6 | 33 | 360 | 960 |
| | | | Total Non-Trial Dispositions | 121 | 2 | 429 | 0 | 5 | 6 | 13 | 360 | 936 |
| | | | Total Trial Dispositions | 4 | 0 | 0 | 0 | 0 | 0 | 20 | 0 | 24 |
| | | Wells Justice Court | New Filings (cases) | 15 | 0 | 11 | 0 | 0 | 9 | 3 | 32 | 70 |
| | | | Reopened (cases) | 0 | 0 | 0 | 0 | 0 | 0 | 0 | 0 | 0 |
| | | | Grand Total Dispositions | 17 | 0 | 7 | 0 | 0 | 4 | 7 | 42 | 77 |
| | | | Total Non-Trial Dispositions | 17 | 0 | 7 | 0 | 0 | 4 | 7 | 42 | 77 |
| | | | Total Trial Dispositions | 0 | 0 | 0 | 0 | 0 | 0 | 0 | 0 | 0 |
| 5th Judicial District | Esmeralda County | Esmeralda Justice Court | New Filings (cases) | 4 | 0 | 3 | 0 | 1 | 1 | 2 | 13 | 24 |
| | | | Reopened (cases) | 0 | 0 | 0 | 0 | 0 | 0 | 0 | 0 | 0 |
| | | | Grand Total Dispositions | 1 | 0 | 3 | 0 | 0 | 1 | 2 | 11 | 18 |
| | | | Total Non-Trial Dispositions | 1 | 0 | 3 | 0 | 0 | 1 | 1 | 11 | 17 |
| | | | Total Trial Dispositions | 0 | 0 | 0 | 0 | 0 | 0 | 1 | 0 | 1 |
| | Nye County | Beatty Justice Court | New Filings (cases) | 3 | 0 | 11 | 0 | 0 | 1 | 0 | 16 | 31 |
| | | | Reopened (cases) | 0 | 0 | 0 | 0 | 0 | 0 | 0 | 0 | 0 |
| | | | Grand Total Dispositions ^c | 0 | 0 | 8 | 0 | 0 | 0 | 0 | 66 | 74 ^c |
| | | | Total Non-Trial Dispositions | 0 | 0 | 8 | 0 | 0 | 0 | 0 | 66 | 74 |
| | | | Total Trial Dispositions | 0 | 0 | 0 | 0 | 0 | 0 | 0 | 0 | 0 |
| | | Pahrump Justice Court | New Filings (cases) | 149 | 2 | 917 | 0 | 4 | 0 | 31 | 408 | 1,511 |
| | | | Reopened (cases) | 3 | 2 | 2 | 0 | 1 | 0 | 0 | 3 | 11 |
| | | | Grand Total Dispositions | 149 | 2 | 780 | 0 | 5 | 0 | 25 | 408 | 1,369 |
| | | | Total Non-Trial Dispositions | 148 | 2 | 778 | 0 | 5 | 0 | 12 | 408 | 1,353 |
| | | | Total Trial Dispositions | 1 | 0 | 2 | 0 | 0 | 0 | 13 | 0 | 16 |
| | | Tonopah Justice Court | New Filings (cases) | 28 | 1 | 22 | 0 | 2 | 1 | 14 | 41 | 109 |
| | | | Reopened (cases) | 2 | 0 | 3 | 0 | 0 | 0 | 2 | 0 | 7 |
| | | | Grand Total Dispositions | 27 | 0 | 18 | 0 | 0 | 0 | 14 | 36 | 95 |
| | | | Total Non-Trial Dispositions | 27 | 0 | 18 | 0 | 0 | 0 | 14 | 36 | 95 |
| | | | Total Trial Dispositions | 0 | 0 | 0 | 0 | 0 | 0 | 0 | 0 | 0 |
| 6th Judicial District | Humboldt County | Union Justice Court | New Filings (cases) | 43 | 0 | 204 | 0 | 5 | 1 | 22 | 217 | 492 |
| | | | Reopened (cases) | 0 | 0 | 0 | 0 | 0 | 0 | 0 | 1 | 1 |
| | | | Grand Total Dispositions | 34 | 0 | 144 | 0 | 0 | 2 | 15 | 210 | 405 |
| | | | Total Non-Trial Dispositions | 34 | 0 | 144 | 0 | 0 | 2 | 12 | 210 | 402 |
| | | | Total Trial Dispositions | 0 | 0 | 0 | 0 | 0 | 0 | 3 | 0 | 3 |
| 7th Judicial District | Eureka County | Eureka Justice Court | New Filings (cases) | 3 | 0 | 19 | 0 | 1 | 0 | 5 | 4 | 32 |
| | | | Reopened (cases) | 0 | 0 | 0 | 0 | 0 | 0 | 0 | 0 | 0 |
| | | | Grand Total Dispositions | 5 | 0 | 11 | 0 | 0 | 0 | 2 | 5 | 23 |
| | | | Total Non-Trial Dispositions | 5 | 0 | 11 | 0 | 0 | 0 | 0 | 5 | 21 |
| | | | Total Trial Dispositions | 0 | 0 | 0 | 0 | 0 | 0 | 2 | 0 | 2 |

^c Includes administrative case closures.

Source: Uniform System for Judicial Records, Nevada AOC, Court Statistics and Analysis Unit.

Table B6-1. Civil Caseload Processed by Justice Courts in Nevada, Fiscal Year 2025.

| Justice Court, Civil Caseload, Aggregate (3 of 4) | | | | Real Property | Tort | Contract | Contested Liens | Petitions to Seal Records | Other Civil Matters | Small Claims | Protection Orders | Totals |
|---|-------------------|--------------------------------|------------------------------|---------------|------|----------|-----------------|---------------------------|---------------------|--------------|-------------------|--------|
| 7th Judicial District Cont. | Lincoln County | Meadow Valley Justice Court | New Filings (cases) | 2 | 0 | 9 | 0 | 0 | 4 | 2 | 18 | 35 |
| | | | Reopened (cases) | 0 | 0 | 0 | 0 | 0 | 0 | 0 | 0 | 0 |
| | | | Grand Total Dispositions | 0 | 0 | 3 | 0 | 0 | 1 | 1 | 1 | 6 |
| | | | Total Non-Trial Dispositions | 0 | 0 | 3 | 0 | 0 | 1 | 1 | 1 | 6 |
| | | | Total Trial Dispositions | 0 | 0 | 0 | 0 | 0 | 0 | 0 | 0 | 0 |
| | | Pahrnagat Valley Justice Court | New Filings (cases) | 0 | 0 | 5 | 0 | 0 | 1 | 0 | 8 | 14 |
| | | | Reopened (cases) | 0 | 0 | 0 | 0 | 0 | 0 | 0 | 0 | 0 |
| | | | Grand Total Dispositions | 0 | 0 | 2 | 0 | 0 | 1 | 0 | 4 | 7 |
| | | | Total Non-Trial Dispositions | 0 | 0 | 2 | 0 | 0 | 1 | 0 | 4 | 7 |
| | | | Total Trial Dispositions | 0 | 0 | 0 | 0 | 0 | 0 | 0 | 0 | 0 |
| | White Pine County | Ely Justice Court | New Filings (cases) | 23 | 0 | 80 | 0 | 1 | 0 | 19 | 115 | 238 |
| | | | Reopened (cases) | 1 | 0 | 6 | 0 | 0 | 0 | 6 | 5 | 18 |
| | | | Grand Total Dispositions | 27 | 0 | 37 | 0 | 0 | 1 | 19 | 109 | 193 |
| | | | Total Non-Trial Dispositions | 27 | 0 | 37 | 0 | 0 | 1 | 13 | 109 | 187 |
| | | | Total Trial Dispositions | 0 | 0 | 0 | 0 | 0 | 0 | 6 | 0 | 6 |
| 8th Judicial District | Clark County | Boulder Justice Court | New Filings (cases) | 60 | 1 | 96 | 0 | 2 | 18 | 11 | 103 | 291 |
| | | | Reopened (cases) | 0 | 0 | 0 | 0 | 0 | 0 | 0 | 0 | 0 |
| | | | Grand Total Dispositions | 57 | 0 | 105 | 0 | 0 | 6 | 11 | 89 | 268 |
| | | | Total Non-Trial Dispositions | 56 | 0 | 105 | 0 | 0 | 6 | 11 | 89 | 267 |
| | | | Total Trial Dispositions | 1 | 0 | 0 | 0 | 0 | 0 | 0 | 0 | 1 |
| | | Bunkerville Justice Court | New Filings (cases) | 4 | 0 | 3 | 0 | 0 | 0 | 0 | 1 | 8 |
| | | | Reopened (cases) | 0 | 0 | 0 | 0 | 0 | 0 | 0 | 0 | 0 |
| | | | Grand Total Dispositions | 3 | 0 | 4 | 0 | 0 | 0 | 0 | 1 | 8 |
| | | | Total Non-Trial Dispositions | 3 | 0 | 4 | 0 | 0 | 0 | 0 | 1 | 8 |
| | | | Total Trial Dispositions | 0 | 0 | 0 | 0 | 0 | 0 | 0 | 0 | 0 |
| | | Goodsprings Justice Court | New Filings (cases) | 7 | 0 | 21 | 0 | 0 | 0 | 1 | 12 | 41 |
| | | | Reopened (cases) | 0 | 0 | 0 | 0 | 0 | 0 | 0 | 0 | 0 |
| | | | Grand Total Dispositions | 6 | 0 | 20 | 0 | 0 | 0 | 2 | 9 | 37 |
| | | | Total Non-Trial Dispositions | 6 | 0 | 20 | 0 | 0 | 0 | 2 | 9 | 37 |
| | | | Total Trial Dispositions | 0 | 0 | 0 | 0 | 0 | 0 | 0 | 0 | 0 |
| | | Henderson Justice Court | New Filings (cases) | 5,028 | 8 | 6,887 | 1 | 30 | 42 | 312 | 498 | 12,806 |
| | | | Reopened (cases) | 651 | 0 | 23 | 0 | 1 | 0 | 1 | 5 | 681 |
| | | | Grand Total Dispositions | 5,456 | 15 | 3,887 | 1 | 29 | 39 | 263 | 478 | 10,168 |
| | | | Total Non-Trial Dispositions | 4,963 | 15 | 3,887 | 1 | 29 | 39 | 231 | 478 | 9,643 |
| | | | Total Trial Dispositions | 493 | 0 | 0 | 0 | 0 | 0 | 32 | 0 | 525 |
| | | Las Vegas Justice Court | New Filings (cases) | 43,104 | 174 | 37,126 | 7 | 581 | 425 | 2,199 | 2,630 | 86,246 |
| | | | Reopened (cases) | 11,319 | 21 | 793 | 0 | 17 | 23 | 77 | 143 | 12,393 |
| | | | Grand Total Dispositions | 54,506 | 301 | 34,710 | 4 | 568 | 443 | 2,464 | 2,764 | 95,760 |
| | | | Total Non-Trial Dispositions | 54,383 | 299 | 34,709 | 4 | 568 | 440 | 1,447 | 2,764 | 94,614 |
| | | | Total Trial Dispositions | 123 | 2 | 1 | 0 | 0 | 3 | 1,017 | 0 | 1,146 |
| | | Laughlin Justice Court | New Filings (cases) | 119 | 0 | 149 | 0 | 0 | 0 | 5 | 55 | 328 |
| | | | Reopened (cases) | 0 | 0 | 0 | 0 | 0 | 0 | 0 | 0 | 0 |
| | | | Grand Total Dispositions | 122 | 0 | 109 | 0 | 0 | 0 | 4 | 54 | 289 |
| | | | Total Non-Trial Dispositions | 122 | 0 | 109 | 0 | 0 | 0 | 1 | 54 | 286 |
| | | | Total Trial Dispositions | 0 | 0 | 0 | 0 | 0 | 0 | 3 | 0 | 3 |
| | | Mesquite Justice Court | New Filings (cases) | 43 | 0 | 177 | 0 | 1 | 1 | 19 | 73 | 314 |
| | | | Reopened (cases) | 0 | 0 | 0 | 0 | 0 | 0 | 2 | 5 | 7 |
| | | | Grand Total Dispositions | 40 | 0 | 105 | 0 | 1 | 1 | 20 | 81 | 248 |
| | | | Total Non-Trial Dispositions | 40 | 0 | 105 | 0 | 1 | 1 | 13 | 81 | 241 |
| | | | Total Trial Dispositions | 0 | 0 | 0 | 0 | 0 | 0 | 7 | 0 | 7 |

Source: Uniform System for Judicial Records, Nevada AOC, Court Statistics and Analysis Unit.

Table B6-1. Civil Caseload Processed by Justice Courts in Nevada, Fiscal Year 2025.

| Justice Court, Civil Caseload, Aggregate (4 of 4) | | | | Real Property | Tort | Contract | Contested Liens | Petitions to Seal Records | Other Civil Matters | Small Claims | Protection Orders | Totals |
|---|--------------------|-------------------------------|------------------------------|---------------|------|----------|-----------------|---------------------------|---------------------|--------------|-------------------|--------|
| 8th Judicial District Cont. | Clark County Cont. | Moapa Justice Court | New Filings (cases) | 4 | 0 | 1 | 0 | 0 | 0 | 0 | 2 | 7 |
| | | | Reopened (cases) | 0 | 0 | 0 | 0 | 0 | 0 | 0 | 0 | 0 |
| | | | Grand Total Dispositions | 4 | 0 | 1 | 0 | 0 | 0 | 0 | 2 | 7 |
| | | | Total Non-Trial Dispositions | 4 | 0 | 1 | 0 | 0 | 0 | 0 | 2 | 7 |
| | | | Total Trial Dispositions | 0 | 0 | 0 | 0 | 0 | 0 | 0 | 0 | 0 |
| | | Moapa Valley Justice Court | New Filings (cases) | 7 | 0 | 16 | 0 | 0 | 2 | 1 | 22 | 48 |
| | | | Reopened (cases) | 2 | 0 | 0 | 0 | 0 | 0 | 0 | 0 | 2 |
| | | | Grand Total Dispositions | 9 | 0 | 14 | 0 | 0 | 0 | 0 | 19 | 42 |
| | | | Total Non-Trial Dispositions | 9 | 0 | 14 | 0 | 0 | 0 | 0 | 19 | 42 |
| | | | Total Trial Dispositions | 0 | 0 | 0 | 0 | 0 | 0 | 0 | 0 | 0 |
| | | North Las Vegas Justice Court | New Filings (cases) | 5,934 | 19 | 6,967 | 0 | 15 | 33 | 159 | 261 | 13,388 |
| | | | Reopened (cases) | 5 | 0 | 1 | 0 | 0 | 0 | 0 | 8 | 14 |
| | | | Grand Total Dispositions | 9,066 | 10 | 4,092 | 1 | 11 | 26 | 179 | 240 | 13,625 |
| | | | Total Non-Trial Dispositions | 9,065 | 10 | 4,091 | 1 | 11 | 26 | 122 | 240 | 13,566 |
| | | | Total Trial Dispositions | 1 | 0 | 1 | 0 | 0 | 0 | 57 | 0 | 59 |
| | | Searchlight Justice Court | New Filings (cases) | 6 | 0 | 2 | 0 | 0 | 0 | 0 | 3 | 11 |
| | | | Reopened (cases) | 0 | 0 | 0 | 0 | 0 | 0 | 0 | 0 | 0 |
| | | | Grand Total Dispositions | 6 | 0 | 3 | 0 | 0 | 0 | 0 | 0 | 9 |
| | | | Total Non-Trial Dispositions | 6 | 0 | 3 | 0 | 0 | 0 | 0 | 0 | 9 |
| | | | Total Trial Dispositions | 0 | 0 | 0 | 0 | 0 | 0 | 0 | 0 | 0 |
| 9th Judicial District | Douglas County | East Fork Justice Court | New Filings (cases) | 37 | 0 | 335 | 0 | 27 | 1 | 55 | 208 | 663 |
| | | | Reopened (cases) | 9 | 0 | 4 | 0 | 1 | 0 | 9 | 63 | 86 |
| | | | Grand Total Dispositions | 42 | 0 | 267 | 0 | 27 | 1 | 60 | 236 | 633 |
| | | | Total Non-Trial Dispositions | 40 | 0 | 267 | 0 | 26 | 0 | 49 | 236 | 618 |
| | | | Total Trial Dispositions | 2 | 0 | 0 | 0 | 1 | 1 | 11 | 0 | 15 |
| | | Tahoe Justice Court | New Filings (cases) | 19 | 2 | 27 | 0 | 19 | 1 | 11 | 34 | 113 |
| | | | Reopened (cases) | 4 | 0 | 0 | 0 | 2 | 1 | 1 | 11 | 19 |
| | | | Grand Total Dispositions | 20 | 1 | 22 | 0 | 22 | 2 | 13 | 41 | 121 |
| | | | Total Non-Trial Dispositions | 19 | 1 | 22 | 0 | 22 | 2 | 13 | 41 | 120 |
| | | | Total Trial Dispositions | 1 | 0 | 0 | 0 | 0 | 0 | 0 | 0 | 1 |
| 10th Judicial District | Churchill County | New River Justice Court | New Filings (cases) | 195 | 2 | 316 | 0 | 5 | 135 | 52 | 291 | 996 |
| | | | Reopened (cases) | 0 | 0 | 3 | 0 | 0 | 2 | 1 | 0 | 6 |
| | | | Grand Total Dispositions | 196 | 1 | 281 | 0 | 6 | 133 | 53 | 250 | 920 |
| | | | Total Non-Trial Dispositions | 196 | 1 | 281 | 0 | 6 | 133 | 52 | 250 | 919 |
| | | | Total Trial Dispositions | 0 | 0 | 0 | 0 | 0 | 0 | 1 | 0 | 1 |
| | | Argenta Justice Court | New Filings (cases) | 12 | 0 | 2 | 0 | 0 | 63 | 18 | 38 | 133 |
| | | | Reopened (cases) | 0 | 0 | 0 | 0 | 0 | 0 | 2 | 3 | 5 |
| | | | Grand Total Dispositions | 11 | 0 | 27 | 0 | 0 | 21 | 14 | 37 | 110 |
| | | | Total Non-Trial Dispositions | 11 | 0 | 27 | 0 | 0 | 21 | 14 | 37 | 110 |
| | | | Total Trial Dispositions | 0 | 0 | 0 | 0 | 0 | 0 | 0 | 0 | 0 |
| 11th Judicial District | Lander County | Austin Justice Court | New Filings (cases) | 0 | 0 | 5 | 0 | 0 | 4 | 0 | 3 | 12 |
| | | | Reopened (cases) | 0 | 0 | 0 | 0 | 0 | 0 | 0 | 0 | 0 |
| | | | Grand Total Dispositions | 1 | 0 | 0 | 0 | 0 | 1 | 0 | 2 | 4 |
| | | | Total Non-Trial Dispositions | 1 | 0 | 0 | 0 | 0 | 1 | 0 | 2 | 4 |
| | | | Total Trial Dispositions | 0 | 0 | 0 | 0 | 0 | 0 | 0 | 0 | 0 |
| | | Hawthorne Justice Court | New Filings (cases) | 14 | 0 | 26 | 0 | 0 | 0 | 15 | 37 | 92 |
| | | | Reopened (cases) | 0 | 0 | 0 | 0 | 0 | 0 | 0 | 0 | 0 |
| | | | Grand Total Dispositions | 16 | 0 | 7 | 0 | 0 | 3 | 5 | 30 | 61 |
| | | | Total Non-Trial Dispositions | 16 | 0 | 7 | 0 | 0 | 3 | 5 | 30 | 61 |
| | | | Total Trial Dispositions | 0 | 0 | 0 | 0 | 0 | 0 | 0 | 0 | 0 |
| | Pershing County | Lake Justice Court | New Filings (cases) | 39 | 0 | 45 | 0 | 3 | 0 | 16 | 43 | 146 |
| | | | Reopened (cases) | 0 | 0 | 0 | 0 | 0 | 0 | 0 | 0 | 0 |
| | | | Grand Total Dispositions | 40 | 0 | 33 | 0 | 0 | 2 | 20 | 41 | 136 |
| | | | Total Non-Trial Dispositions | 40 | 0 | 33 | 0 | 0 | 2 | 20 | 41 | 136 |
| | | | Total Trial Dispositions | 0 | 0 | 0 | 0 | 0 | 0 | 0 | 0 | 0 |
| | | Mineral County | New Filings (cases) | 14 | 0 | 26 | 0 | 0 | 0 | 15 | 37 | 92 |
| | | | Reopened (cases) | 0 | 0 | 0 | 0 | 0 | 0 | 0 | 0 | 0 |
| | | | Grand Total Dispositions | 16 | 0 | 7 | 0 | 0 | 3 | 5 | 30 | 61 |
| | | | Total Non-Trial Dispositions | 16 | 0 | 7 | 0 | 0 | 3 | 5 | 30 | 61 |

Source: Uniform System for Judicial Records, Nevada AOC, Court Statistics and Analysis Unit.

Table B6-2. Civil Caseload Processed by Justice Courts in Nevada, Fiscal Year 2025.

| Justice Court, Civil Caseload (1 of 4) | | | Real Property | | | | Tort | | | | | Contract | | | | | | Contested Liens | Petitions to Seal Records | Other Civil Matters | Small Claims | Protection Orders | | |
|---|--------------------------|--|---------------------------------------|--------------------------------|---------------------|-----------------|--------------------|------------------|---------------------------|------------|---------------------------|---------------------------|---------------------------|--------------------------|-----------------------------|----------------|-------------------------------------|-----------------|------------------------------|---------------------|--------------|---|--------------------------------|---|
| | | | Landlord Tenant (Summary Eviction) | Unlawful Detainer Complaint | Other Real Property | Auto Negligence | Premises Liability | Other Negligence | Intentional Misconduct | Other Tort | Credit Card Collection | Payday Loan Collection | Debt Collection Agency | Other Debt Collection | Contract Buyer Plaintiff | Other Contract | Request for DV Protection Orders | | | | | Request for Non-DV Protection Orders | High-Risk Protection Orders | |
| Totals ^a | Nevada Justice Courts | New Filings (cases) | 62,701 | 831 | 296 | 213 | 7 | 13 | 4 | 14 | 41,393 | 9,075 | 2,243 | 7,729 | 175 | 1,438 | 10 | 819 | 1,027 | 4,845 | 1,363 | 6,299 | 8 | |
| | | Reopened (cases) | 13,071 | 20 | 8 | 20 | 0 | 1 | 0 | 4 | 485 | 135 | 127 | 115 | 13 | 47 | 0 | 22 | 36 | 276 | 89 | 279 | 1 | |
| | | Grand Total Dispositions | 78,033 | 847 | 299 | 312 | 7 | 24 | 4 | 24 | 30,969 | 8,672 | 2,845 | 6,908 | 177 | 1,598 | 9 | 763 | 922 | 4,891 | 1,333 | 6,334 | 9 | |
| | | Total Non-Trial Dispositions | 76,626 | 711 | 295 | 311 | 7 | 24 | 4 | 23 | 30,968 | 8,672 | 2,845 | 6,906 | 177 | 1,594 | 8 | 760 | 889 | 3,456 | 1,333 | 6,334 | 9 | |
| | | Total Trial Dispositions | 1,407 | 136 | 4 | 1 | 0 | 0 | 0 | 1 | 1 | 0 | 0 | 2 | 0 | 4 | 1 | 3 | 33 | 1,435 | 0 | 0 | 0 | |
| 1st Judicial District | Carson City | Carson City Justice Court ^b | New Filings (cases) | 772 | 3 | 0 | 0 | 0 | 0 | 0 | 576 | 29 | 12 | 92 | 0 | 21 | 2 | 25 | 11 | 191 | 240 | 289 | 1 | |
| | | Reopened (cases) | 2 | 0 | 0 | 0 | 0 | 0 | 0 | 0 | 0 | 0 | 0 | 0 | 0 | 0 | 0 | 0 | 3 | 0 | 3 | 0 | | |
| | | Grand Total Dispositions | 622 | 2 | 0 | 0 | 0 | 0 | 0 | 0 | 389 | 4 | 60 | 59 | 2 | 18 | 2 | 7 | 11 | 136 | 196 | 234 | 1 | |
| | | Total Non-Trial Dispositions | 588 | 2 | 0 | 0 | 0 | 0 | 0 | 0 | 389 | 4 | 60 | 59 | 2 | 18 | 1 | 7 | 8 | 68 | 196 | 234 | 1 | |
| | | Total Trial Dispositions | 34 | 0 | 0 | 0 | 0 | 0 | 0 | 0 | 0 | 0 | 0 | 0 | 0 | 0 | 1 | 0 | 3 | 68 | 0 | 0 | 0 | |
| | Storey County | Virginia City Justice Court | New Filings (cases) | 9 | 0 | 0 | 0 | 0 | 0 | 0 | 8 | 0 | 1 | 2 | 0 | 1 | 0 | 0 | 1 | 4 | 8 | 29 | 0 | |
| | | Reopened (cases) | 0 | 0 | 0 | 0 | 0 | 0 | 0 | 0 | 0 | 0 | 0 | 0 | 0 | 0 | 0 | 0 | 0 | 0 | 0 | 0 | 0 | |
| | | Grand Total Dispositions | 5 | 0 | 0 | 0 | 0 | 0 | 0 | 0 | 5 | 0 | 0 | 1 | 0 | 1 | 0 | 0 | 2 | 9 | 9 | 26 | 0 | |
| | | Total Non-Trial Dispositions | 5 | 0 | 0 | 0 | 0 | 0 | 0 | 0 | 5 | 0 | 0 | 1 | 0 | 1 | 0 | 0 | 2 | 9 | 9 | 26 | 0 | |
| | | Total Trial Dispositions | 0 | 0 | 0 | 0 | 0 | 0 | 0 | 0 | 0 | 0 | 0 | 0 | 0 | 0 | 0 | 0 | 0 | 0 | 0 | 0 | 0 | |
| 2nd Judicial District | Washoe County | Incline Village Justice Court | New Filings (cases) | 18 | 0 | 0 | 0 | 0 | 0 | 0 | 31 | 0 | 0 | 1 | 0 | 0 | 0 | 3 | 1 | 14 | 0 | 22 | 0 | |
| | | Reopened (cases) | 0 | 0 | 0 | 0 | 0 | 0 | 0 | 0 | 0 | 0 | 0 | 0 | 0 | 0 | 0 | 0 | 0 | 3 | 0 | 8 | 0 | |
| | | Grand Total Dispositions | 17 | 0 | 0 | 0 | 0 | 0 | 0 | 0 | 21 | 1 | 2 | 2 | 0 | 2 | 0 | 3 | 1 | 20 | 0 | 30 | 0 | |
| | | Total Non-Trial Dispositions | 15 | 0 | 0 | 0 | 0 | 0 | 0 | 0 | 21 | 1 | 2 | 2 | 0 | 2 | 0 | 3 | 1 | 17 | 0 | 30 | 0 | |
| | | Total Trial Dispositions | 2 | 0 | 0 | 0 | 0 | 0 | 0 | 0 | 0 | 0 | 0 | 0 | 0 | 0 | 0 | 0 | 0 | 3 | 0 | 0 | 0 | |
| | | Reno Justice Court | New Filings (cases) | 5,257 | 54 | 5 | 26 | 1 | 4 | 0 | 2 | 3,047 | 414 | 35 | 392 | 15 | 104 | 0 | 69 | 34 | 1,087 | 0 | 699 | 0 |
| | | Reopened (cases) | 554 | 3 | 0 | 0 | 0 | 0 | 0 | 0 | 9 | 0 | 27 | 1 | 0 | 2 | 0 | 0 | 2 | 108 | 0 | 24 | 0 | |
| | | Grand Total Dispositions | 5,700 | 51 | 5 | 20 | 0 | 5 | 0 | 1 | 2,128 | 130 | 55 | 308 | 8 | 87 | 0 | 61 | 34 | 1,024 | 0 | 701 | 0 | |
| | | Total Non-Trial Dispositions | 5,078 | 47 | 1 | 20 | 0 | 5 | 0 | 1 | 2,128 | 130 | 55 | 307 | 8 | 85 | 0 | 61 | 16 | 905 | 0 | 701 | 0 | |
| | | Total Trial Dispositions | 622 | 4 | 4 | 0 | 0 | 0 | 0 | 0 | 0 | 0 | 0 | 1 | 0 | 2 | 0 | 0 | 18 | 119 | 0 | 0 | 0 | |
| | | Sparks Justice Court | New Filings (cases) | 1,911 | 16 | 0 | 5 | 0 | 0 | 0 | 0 | 1,612 | 464 | 9 | 179 | 11 | 61 | 0 | 12 | 45 | 314 | 0 | 296 | 0 |
| | | Reopened (cases) | 524 | 2 | 0 | 2 | 0 | 0 | 0 | 0 | 19 | 5 | 11 | 1 | 0 | 7 | 0 | 0 | 3 | 59 | 0 | 19 | 0 | |
| | | Grand Total Dispositions | 2,430 | 17 | 0 | 12 | 0 | 0 | 0 | 0 | 1,329 | 513 | 16 | 186 | 4 | 59 | 0 | 12 | 53 | 339 | 0 | 313 | 0 | |
| | | Total Non-Trial Dispositions | 2,214 | 17 | 0 | 12 | 0 | 0 | 0 | 0 | 1,329 | 513 | 16 | 186 | 4 | 59 | 0 | 12 | 47 | 300 | 0 | 313 | 0 | |
| | | Total Trial Dispositions | 216 | 0 | 0 | 0 | 0 | 0 | 0 | 0 | 0 | 0 | 0 | 0 | 0 | 0 | 0 | 0 | 6 | 39 | 0 | 0 | 0 | |
| | | Wadsworth Justice Court | New Filings (cases) | 2 | 0 | 0 | 0 | 0 | 0 | 0 | 0 | 3 | 0 | 0 | 3 | 0 | 0 | 0 | 1 | 0 | 1 | 0 | 1 | 0 |
| | | Reopened (cases) | 0 | 0 | 0 | 0 | 0 | 0 | 0 | 0 | 0 | 0 | 0 | 0 | 0 | 0 | 0 | 0 | 0 | 0 | 0 | 0 | 0 | |
| | | Grand Total Dispositions | 2 | 0 | 0 | 0 | 0 | 0 | 0 | 0 | 2 | 0 | 0 | 0 | 0 | 0 | 1 | 0 | 1 | 0 | 1 | 0 | 0 | |
| | | Total Non-Trial Dispositions | 1 | 0 | 0 | 0 | 0 | 0 | 0 | 0 | 2 | 0 | 0 | 0 | 0 | 0 | 1 | 0 | 1 | 0 | 1 | 0 | 0 | |
| | | Total Trial Dispositions | 1 | 0 | 0 | 0 | 0 | 0 | 0 | 0 | 0 | 0 | 0 | 0 | 0 | 0 | 0 | 0 | 0 | 0 | 0 | 0 | 0 | |
| 3rd Judicial District | Lyon County | Canal Justice Court | New Filings (cases) | 428 | 3 | 0 | 0 | 0 | 0 | 0 | 383 | 19 | 10 | 61 | 1 | 10 | 0 | 2 | 0 | 57 | 74 | 109 | 0 | |
| | | Reopened (cases) | 0 | 0 | 0 | 0 | 0 | 0 | 0 | 0 | 1 | 0 | 0 | 0 | 0 | 0 | 0 | 0 | 0 | 0 | 1 | 0 | 0 | |
| | | Grand Total Dispositions | 55 | 1 | 0 | 0 | 0 | 0 | 0 | 0 | 236 | 5 | 8 | 35 | 1 | 16 | 0 | 2 | 0 | 45 | 74 | 106 | 0 | |
| | | Total Non-Trial Dispositions | 40 | 1 | 0 | 0 | 0 | 0 | 0 | 0 | 236 | 5 | 8 | 35 | 1 | 16 | 0 | 2 | 0 | 30 | 74 | 106 | 0 | |
| | | Total Trial Dispositions | 15 | 0 | 0 | 0 | 0 | 0 | 0 | 0 | 0 | 0 | 0 | 0 | 0 | 0 | 0 | 0 | 0 | 15 | 0 | 0 | 0 | |
| | | Dayton Justice Court | New Filings (cases) | 126 | 2 | 0 | 3 | 0 | 0 | 0 | 0 | 241 | 9 | 3 | 42 | 0 | 6 | 0 | 2 | 19 | 32 | 45 | 137 | 2 |
| | | Reopened (cases) | 5 | 0 | 0 | 0 | 0 | 0 | 0 | 0 | 2 | 0 | 0 | 1 | 0 | 0 | 0 | 0 | 1 | 0 | 0 | 1 | 0 | |
| | | Grand Total Dispositions | 140 | 2 | 0 | 1 | 0 | 0 | 0 | 0 | 202 | 6 | 8 | 37 | 0 | 5 | 1 | 2 | 18 | 26 | 45 | 135 | 2 | |
| | | Total Non-Trial Dispositions | 118 | 2 | 0 | 1 | 0 | 0 | 0 | 0 | 202 | 6 | 8 | 37 | 0 | 5 | 1 | 0 | 18 | 13 | 45 | 135 | 2 | |
| | | Total Trial Dispositions | 22 | 0 | 0 | 0 | 0 | 0 | 0 | 0 | 0 | 0 | 0 | 0 | 0 | 0 | 0 | 2 | 0 | 13 | 0 | 0 | 0 | |
| | | Walker River Justice Court | New Filings (cases) | 156 | 0 | 1 | 0 | 0 | 0 | 0 | 0 | 32 | 3 | 0 | 11 | 0 | 4 | 0 | 1 | 150 | 35 | 88 | 56 | 0 |
| | | Reopened (cases) | 9 | 0 | 0 | 0 | 0 | 0 | 0 | 0 | 0 | 1 | 0 | 0 | 0 | 0 | 0 | 0 | 4 | 2 | 8 | 17 | 1 | |
| | | Grand Total Dispositions | 130 | 0 | 1 | 0 | 0 | 0 | 0 | 0 | 46 | 3 | 2 | 9 | 1 | 3 | 0 | 1 | 109 | 25 | 79 | 58 | 2 | |
| | | Total Non-Trial Dispositions | 129 | 0 | 1 | 0 | 0 | 0 | 0 | 0 | 46 | 3 | 2 | 9 | 1 | 3 | 0 | 1 | 107 | 22 | 79 | 58 | 2 | |
| | | Total Trial Dispositions | 1 | 0 | 0 | 0 | 0 | 0 | 0 | 0 | 0 | 0 | 0 | 0 | 0 | 0 | 0 | 0 | 2 | 3 | 0 | 0 | 0 | |

^a Totals reflect aggregate information from the Nevada Justice Courts. Information contained herein may reflect non-standard reporting and is noted by other footnotes.^b Carson City is a consolidated municipality and the justice court includes municipal court information. Statistics are reported in the justice court tables only.

Source: Uniform System for Judicial Records, Nevada AOC, Court Statistics and Analysis Unit.

Table B6-2. Civil Caseload Processed by Justice Courts in Nevada, Fiscal Year 2025.

| Justice Court, Civil Caseload (2 of 4) | | | | Real Property | | | Tort | | | | | Contract | | | | | | Contested Liens | Petitions to Seal Records | Other Civil Matters | Small Claims | Protection Orders | | |
|---|------------------|-------------------------|---------------------------------------|------------------------------------|-----------------------------|---------------------|-----------------|--------------------|------------------|------------------------|------------|------------------------|------------------------|------------------------|-----------------------|--------------------------|----------------|-----------------|---------------------------|---------------------|--------------|----------------------------------|--------------------------------------|-----------------------------|
| | | | | Landlord Tenant (Summary Eviction) | Unlawful Detainer Complaint | Other Real Property | Auto Negligence | Premises Liability | Other Negligence | Intentional Misconduct | Other Tort | Credit Card Collection | Payday Loan Collection | Debt Collection Agency | Other Debt Collection | Contract Buyer Plaintiff | Other Contract | | | | | Request for DV Protection Orders | Request for Non-DV Protection Orders | High-Risk Protection Orders |
| 4th Judicial District | Elko County | Carlin Justice Court | New Filings (cases) | 16 | 0 | 0 | 0 | 0 | 0 | 0 | 0 | 21 | 0 | 0 | 1 | 0 | 0 | 0 | 0 | 1 | 3 | 12 | 11 | 0 |
| | | | Reopened (cases) | 0 | 0 | 0 | 0 | 0 | 0 | 0 | 0 | 0 | 0 | 0 | 0 | 0 | 0 | 0 | 0 | 0 | 0 | 0 | 0 | 0 |
| | | | Grand Total Dispositions | 8 | 0 | 0 | 0 | 0 | 0 | 0 | 0 | 14 | 0 | 0 | 2 | 0 | 1 | 0 | 0 | 0 | 1 | 10 | 8 | 0 |
| | | | Total Non-Trial Dispositions | 8 | 0 | 0 | 0 | 0 | 0 | 0 | 0 | 14 | 0 | 0 | 2 | 0 | 1 | 0 | 0 | 0 | 0 | 10 | 8 | 0 |
| | | | Total Trial Dispositions | 0 | 0 | 0 | 0 | 0 | 0 | 0 | 0 | 0 | 0 | 0 | 0 | 0 | 0 | 0 | 0 | 0 | 1 | 0 | 0 | 0 |
| | | Eastline Justice Court | New Filings (cases) | 5 | 0 | 0 | 0 | 0 | 0 | 0 | 0 | 13 | 0 | 0 | 1 | 0 | 0 | 0 | 3 | 15 | 92 | 10 | 20 | 0 |
| | | | Reopened (cases) | 0 | 0 | 0 | 0 | 0 | 0 | 0 | 0 | 0 | 0 | 0 | 0 | 0 | 0 | 0 | 0 | 0 | 0 | 0 | 0 | 0 |
| | | | Grand Total Dispositions | 5 | 0 | 0 | 0 | 0 | 0 | 0 | 0 | 7 | 0 | 0 | 0 | 0 | 0 | 0 | 0 | 0 | 39 | 7 | 13 | 0 |
| | | | Total Non-Trial Dispositions | 5 | 0 | 0 | 0 | 0 | 0 | 0 | 0 | 7 | 0 | 0 | 0 | 0 | 0 | 0 | 0 | 0 | 38 | 7 | 13 | 0 |
| | | | Total Trial Dispositions | 0 | 0 | 0 | 0 | 0 | 0 | 0 | 0 | 0 | 0 | 0 | 0 | 0 | 0 | 0 | 0 | 0 | 1 | 0 | 0 | 0 |
| | | Elko Justice Court | New Filings (cases) | 102 | 36 | 4 | 0 | 0 | 1 | 0 | 0 | 423 | 20 | 5 | 113 | 0 | 16 | 0 | 4 | 7 | 43 | 168 | 166 | 1 |
| | | | Reopened (cases) | 3 | 1 | 0 | 0 | 0 | 0 | 0 | 0 | 0 | 0 | 0 | 0 | 0 | 0 | 0 | 0 | 0 | 0 | 32 | 8 | 0 |
| | | | Grand Total Dispositions | 92 | 30 | 3 | 1 | 0 | 1 | 0 | 0 | 300 | 6 | 5 | 101 | 3 | 14 | 0 | 5 | 6 | 33 | 186 | 174 | 0 |
| | | | Total Non-Trial Dispositions | 92 | 26 | 3 | 1 | 0 | 1 | 0 | 0 | 300 | 6 | 5 | 101 | 3 | 14 | 0 | 5 | 6 | 13 | 186 | 174 | 0 |
| | | | Total Trial Dispositions | 0 | 4 | 0 | 0 | 0 | 0 | 0 | 0 | 0 | 0 | 0 | 0 | 0 | 0 | 0 | 0 | 0 | 20 | 0 | 0 | 0 |
| | | Wells Justice Court | New Filings (cases) | 13 | 0 | 2 | 0 | 0 | 0 | 0 | 0 | 7 | 0 | 0 | 1 | 0 | 3 | 0 | 0 | 9 | 3 | 3 | 29 | 0 |
| | | | Reopened (cases) | 0 | 0 | 0 | 0 | 0 | 0 | 0 | 0 | 0 | 0 | 0 | 0 | 0 | 0 | 0 | 0 | 0 | 0 | 0 | 0 | 0 |
| | | | Grand Total Dispositions | 15 | 0 | 2 | 0 | 0 | 0 | 0 | 0 | 5 | 0 | 1 | 1 | 0 | 0 | 0 | 0 | 4 | 7 | 4 | 38 | 0 |
| | | | Total Non-Trial Dispositions | 15 | 0 | 2 | 0 | 0 | 0 | 0 | 0 | 5 | 0 | 1 | 1 | 0 | 0 | 0 | 0 | 4 | 7 | 4 | 38 | 0 |
| | | | Total Trial Dispositions | 0 | 0 | 0 | 0 | 0 | 0 | 0 | 0 | 0 | 0 | 0 | 0 | 0 | 0 | 0 | 0 | 0 | 0 | 0 | 0 | 0 |
| 5th Judicial District | Esmeralda County | Esmeralda Justice Court | New Filings (cases) | 4 | 0 | 0 | 0 | 0 | 0 | 0 | 0 | 2 | 0 | 0 | 0 | 0 | 1 | 0 | 1 | 1 | 2 | 9 | 4 | 0 |
| | | | Reopened (cases) | 0 | 0 | 0 | 0 | 0 | 0 | 0 | 0 | 0 | 0 | 0 | 0 | 0 | 0 | 0 | 0 | 0 | 0 | 0 | 0 | 0 |
| | | | Grand Total Dispositions | 1 | 0 | 0 | 0 | 0 | 0 | 0 | 0 | 2 | 0 | 0 | 0 | 0 | 1 | 0 | 0 | 1 | 2 | 7 | 4 | 0 |
| | | | Total Non-Trial Dispositions | 1 | 0 | 0 | 0 | 0 | 0 | 0 | 0 | 2 | 0 | 0 | 0 | 0 | 1 | 0 | 0 | 1 | 1 | 7 | 4 | 0 |
| | | | Total Trial Dispositions | 0 | 0 | 0 | 0 | 0 | 0 | 0 | 0 | 0 | 0 | 0 | 0 | 0 | 0 | 0 | 0 | 0 | 1 | 0 | 0 | 0 |
| | Nye County | Beatty Justice Court | New Filings (cases) | 2 | 1 | 0 | 0 | 0 | 0 | 0 | 0 | 9 | 1 | 0 | 1 | 0 | 0 | 0 | 0 | 1 | 0 | 5 | 11 | 0 |
| | | | Reopened (cases) | 0 | 0 | 0 | 0 | 0 | 0 | 0 | 0 | 0 | 0 | 0 | 0 | 0 | 0 | 0 | 0 | 0 | 0 | 0 | 0 | 0 |
| | | | Grand Total Dispositions ^c | 0 | 0 | 0 | 0 | 0 | 0 | 0 | 0 | 8 | 0 | 0 | 0 | 0 | 0 | 0 | 0 | 0 | 0 | 25 | 41 | 0 |
| | | | Total Non-Trial Dispositions | 0 | 0 | 0 | 0 | 0 | 0 | 0 | 0 | 8 | 0 | 0 | 0 | 0 | 0 | 0 | 0 | 0 | 0 | 25 | 41 | 0 |
| | | | Total Trial Dispositions | 0 | 0 | 0 | 0 | 0 | 0 | 0 | 0 | 0 | 0 | 0 | 0 | 0 | 0 | 0 | 0 | 0 | 0 | 0 | 0 | 0 |
| | | Pahrump Justice Court | New Filings (cases) | 143 | 5 | 1 | 2 | 0 | 0 | 0 | 0 | 801 | 10 | 12 | 90 | 0 | 4 | 0 | 4 | 0 | 31 | 166 | 242 | 0 |
| | | | Reopened (cases) | 3 | 0 | 0 | 2 | 0 | 0 | 0 | 0 | 2 | 0 | 0 | 0 | 0 | 0 | 0 | 1 | 0 | 0 | 3 | 0 | 0 |
| | | | Grand Total Dispositions | 143 | 6 | 0 | 2 | 0 | 0 | 0 | 0 | 700 | 7 | 8 | 61 | 4 | 0 | 0 | 5 | 0 | 25 | 171 | 237 | 0 |
| | | | Total Non-Trial Dispositions | 142 | 6 | 0 | 2 | 0 | 0 | 0 | 0 | 699 | 7 | 8 | 60 | 4 | 0 | 0 | 5 | 0 | 12 | 171 | 237 | 0 |
| | | | Total Trial Dispositions | 1 | 0 | 0 | 0 | 0 | 0 | 0 | 0 | 1 | 0 | 0 | 1 | 0 | 0 | 0 | 0 | 0 | 13 | 0 | 0 | 0 |
| | | Tonopah Justice Court | New Filings (cases) | 26 | 1 | 1 | 0 | 0 | 0 | 1 | 0 | 18 | 2 | 0 | 2 | 0 | 0 | 0 | 2 | 1 | 14 | 17 | 24 | 0 |
| | | | Reopened (cases) | 2 | 0 | 0 | 0 | 0 | 0 | 0 | 0 | 3 | 0 | 0 | 0 | 0 | 0 | 0 | 0 | 0 | 2 | 0 | 0 | 0 |
| | | | Grand Total Dispositions | 25 | 1 | 1 | 0 | 0 | 0 | 0 | 0 | 13 | 1 | 0 | 4 | 0 | 0 | 0 | 0 | 0 | 14 | 16 | 20 | 0 |
| | | | Total Non-Trial Dispositions | 25 | 1 | 1 | 0 | 0 | 0 | 0 | 0 | 13 | 1 | 0 | 4 | 0 | 0 | 0 | 0 | 0 | 14 | 16 | 20 | 0 |
| | | | Total Trial Dispositions | 0 | 0 | 0 | 0 | 0 | 0 | 0 | 0 | 0 | 0 | 0 | 0 | 0 | 0 | 0 | 0 | 0 | 0 | 0 | 0 | 0 |
| 6th Judicial District | Humboldt County | Union Justice Court | New Filings (cases) | 41 | 2 | 0 | 0 | 0 | 0 | 0 | 0 | 162 | 3 | 0 | 27 | 0 | 12 | 0 | 5 | 1 | 22 | 74 | 142 | 1 |
| | | | Reopened (cases) | 0 | 0 | 0 | 0 | 0 | 0 | 0 | 0 | 0 | 0 | 0 | 0 | 0 | 0 | 0 | 0 | 0 | 0 | 0 | 1 | 0 |
| | | | Grand Total Dispositions | 34 | 0 | 0 | 0 | 0 | 0 | 0 | 0 | 115 | 3 | 1 | 15 | 1 | 9 | 0 | 0 | 2 | 15 | 72 | 137 | 1 |
| | | | Total Non-Trial Dispositions | 34 | 0 | 0 | 0 | 0 | 0 | 0 | 0 | 115 | 3 | 1 | 15 | 1 | 9 | 0 | 0 | 2 | 12 | 72 | 137 | 1 |
| | | | Total Trial Dispositions | 0 | 0 | 0 | 0 | 0 | 0 | 0 | 0 | 0 | 0 | 0 | 0 | 0 | 0 | 0 | 0 | 0 | 3 | 0 | 0 | 0 |
| 7th Judicial District | Eureka County | Eureka Justice Court | New Filings (cases) | 3 | 0 | 0 | 0 | 0 | 0 | 0 | 0 | 17 | 0 | 0 | 1 | 0 | 1 | 0 | 1 | 0 | 5 | 0 | 4 | 0 |
| | | | Reopened (cases) | 0 | 0 | 0 | 0 | 0 | 0 | 0 | 0 | 0 | 0 | 0 | 0 | 0 | 0 | 0 | 0 | 0 | 0 | 0 | 0 | 0 |
| | | | Grand Total Dispositions | 5 | 0 | 0 | 0 | 0 | 0 | 0 | 0 | 10 | 0 | 0 | 1 | 0 | 0 | 0 | 0 | 0 | 2 | 1 | 4 | 0 |
| | | | Total Non-Trial Dispositions | 5 | 0 | 0 | 0 | 0 | 0 | 0 | 0 | 10 | 0 | 0 | 1 | 0 | 0 | 0 | 0 | 0 | 0 | 1 | 4 | 0 |
| | | | Total Trial Dispositions | 0 | 0 | 0 | 0 | 0 | 0 | 0 | 0 | 0 | 0 | 0 | 0 | 0 | 0 | 0 | 0 | 0 | 2 | 0 | 0 | 0 |

^c Includes administrative case closures.

Source: Uniform System for Judicial Records, Nevada AOC, Court Statistics and Analysis Unit.

Table B6-2. Civil Caseload Processed by Justice Courts in Nevada, Fiscal Year 2025.

| Justice Court, Civil Caseload (3 of 4) | | | | Real Property | | | Tort | | | | | Contract | | | | | | Contested Liens | Petitions to Seal Records | Other Civil Matters | Small Claims | Protection Orders | | | |
|---|------------------------------|-----------------------------------|------------------------------|---------------------------------------|--------------------------------|---------------------|-----------------|--------------------|------------------|---------------------------|------------|---------------------------|---------------------------|---------------------------|--------------------------|-----------------------------|----------------|-----------------|------------------------------|---------------------|--------------|-------------------------------------|---|--------------------------------|---|
| | | | | Landlord Tenant (Summary Eviction) | Unlawful Detainer Complaint | Other Real Property | Auto Negligence | Premises Liability | Other Negligence | Intentional Misconduct | Other Tort | Credit Card Collection | Payday Loan Collection | Debt Collection Agency | Other Debt Collection | Contract Buyer Plaintiff | Other Contract | | | | | Request for DV Protection Orders | Request for Non-DV Protection Orders | High-Risk Protection Orders | |
| 7th Judicial District Cont. | Lincoln County | Meadow Valley Justice Court | New Filings (cases) | 2 | 0 | 0 | 0 | 0 | 0 | 0 | 0 | 7 | 1 | 0 | 1 | 0 | 0 | 0 | 0 | 4 | 2 | 5 | 13 | 0 | |
| | | | Reopened (cases) | 0 | 0 | 0 | 0 | 0 | 0 | 0 | 0 | 0 | 0 | 0 | 0 | 0 | 0 | 0 | 0 | 0 | 0 | 0 | 0 | 0 | |
| | | | Grand Total Dispositions | 0 | 0 | 0 | 0 | 0 | 0 | 0 | 0 | 2 | 0 | 0 | 1 | 0 | 0 | 0 | 0 | 1 | 1 | 0 | 1 | 0 | |
| | | | Total Non-Trial Dispositions | 0 | 0 | 0 | 0 | 0 | 0 | 0 | 0 | 2 | 0 | 0 | 1 | 0 | 0 | 0 | 0 | 1 | 1 | 0 | 1 | 0 | |
| | | | Total Trial Dispositions | 0 | 0 | 0 | 0 | 0 | 0 | 0 | 0 | 0 | 0 | 0 | 0 | 0 | 0 | 0 | 0 | 0 | 0 | 0 | 0 | 0 | |
| | | Pahrnagat Valley Justice Court | New Filings (cases) | 0 | 0 | 0 | 0 | 0 | 0 | 0 | 0 | 4 | 0 | 0 | 1 | 0 | 0 | 0 | 0 | 1 | 0 | 1 | 7 | 0 | |
| | Reopened (cases) | | 0 | 0 | 0 | 0 | 0 | 0 | 0 | 0 | 0 | 0 | 0 | 0 | 0 | 0 | 0 | 0 | 0 | 0 | 0 | 0 | 0 | 0 | |
| | Grand Total Dispositions | | 0 | 0 | 0 | 0 | 0 | 0 | 0 | 0 | 2 | 0 | 0 | 0 | 0 | 0 | 0 | 0 | 1 | 0 | 1 | 3 | 0 | | |
| | Total Non-Trial Dispositions | | 0 | 0 | 0 | 0 | 0 | 0 | 0 | 0 | 2 | 0 | 0 | 0 | 0 | 0 | 0 | 0 | 1 | 0 | 1 | 3 | 0 | | |
| | Total Trial Dispositions | | 0 | 0 | 0 | 0 | 0 | 0 | 0 | 0 | 0 | 0 | 0 | 0 | 0 | 0 | 0 | 0 | 0 | 0 | 0 | 0 | 0 | 0 | |
| | White Pine County | Ely Justice Court | New Filings (cases) | 23 | 0 | 0 | 0 | 0 | 0 | 0 | 0 | 60 | 1 | 2 | 13 | 0 | 4 | 0 | 1 | 0 | 19 | 52 | 63 | 0 | |
| | | | Reopened (cases) | 1 | 0 | 0 | 0 | 0 | 0 | 0 | 0 | 6 | 0 | 0 | 0 | 0 | 0 | 0 | 0 | 6 | 2 | 3 | 0 | 0 | |
| Grand Total Dispositions | | | 27 | 0 | 0 | 0 | 0 | 0 | 0 | 0 | 30 | 0 | 1 | 3 | 0 | 3 | 0 | 0 | 1 | 19 | 49 | 60 | 0 | | |
| Total Non-Trial Dispositions | | | 27 | 0 | 0 | 0 | 0 | 0 | 0 | 0 | 30 | 0 | 1 | 3 | 0 | 3 | 0 | 0 | 1 | 13 | 49 | 60 | 0 | | |
| Total Trial Dispositions | | | 0 | 0 | 0 | 0 | 0 | 0 | 0 | 0 | 0 | 0 | 0 | 0 | 0 | 0 | 0 | 0 | 0 | 6 | 0 | 0 | 0 | 0 | |
| | | | | | | | | | | | | | | | | | | | | | | | | | |
| 8th Judicial District | Clark County | Boulder Justice Court | New Filings (cases) | 56 | 4 | 0 | 1 | 0 | 0 | 0 | 92 | 1 | 0 | 2 | 0 | 1 | 0 | 2 | 18 | 11 | 22 | 81 | 0 | | |
| | | | Reopened (cases) | 0 | 0 | 0 | 0 | 0 | 0 | 0 | 0 | 0 | 0 | 0 | 0 | 0 | 0 | 0 | 0 | 0 | 0 | 0 | 0 | 0 | 0 |
| | | | Grand Total Dispositions | 53 | 4 | 0 | 0 | 0 | 0 | 0 | 0 | 105 | 0 | 0 | 0 | 0 | 0 | 0 | 0 | 6 | 11 | 22 | 67 | 0 | |
| | | | Total Non-Trial Dispositions | 53 | 3 | 0 | 0 | 0 | 0 | 0 | 0 | 105 | 0 | 0 | 0 | 0 | 0 | 0 | 0 | 6 | 11 | 22 | 67 | 0 | |
| | | | Total Trial Dispositions | 0 | 1 | 0 | 0 | 0 | 0 | 0 | 0 | 0 | 0 | 0 | 0 | 0 | 0 | 0 | 0 | 0 | 0 | 0 | 0 | 0 | 0 |
| | | Bunkerville Justice Court | New Filings (cases) | 4 | 0 | 0 | 0 | 0 | 0 | 0 | 0 | 3 | 0 | 0 | 0 | 0 | 0 | 0 | 0 | 0 | 0 | 0 | 1 | 0 | 0 |
| | | | Reopened (cases) | 0 | 0 | 0 | 0 | 0 | 0 | 0 | 0 | 0 | 0 | 0 | 0 | 0 | 0 | 0 | 0 | 0 | 0 | 0 | 0 | 0 | 0 |
| | | | Grand Total Dispositions | 3 | 0 | 0 | 0 | 0 | 0 | 0 | 0 | 4 | 0 | 0 | 0 | 0 | 0 | 0 | 0 | 0 | 0 | 0 | 1 | 0 | 0 |
| | | | Total Non-Trial Dispositions | 3 | 0 | 0 | 0 | 0 | 0 | 0 | 0 | 4 | 0 | 0 | 0 | 0 | 0 | 0 | 0 | 0 | 0 | 0 | 1 | 0 | 0 |
| | | | Total Trial Dispositions | 0 | 0 | 0 | 0 | 0 | 0 | 0 | 0 | 0 | 0 | 0 | 0 | 0 | 0 | 0 | 0 | 0 | 0 | 0 | 0 | 0 | 0 |
| | | Goodsprings Justice Court | New Filings (cases) | 7 | 0 | 0 | 0 | 0 | 0 | 0 | 0 | 21 | 0 | 0 | 0 | 0 | 0 | 0 | 0 | 0 | 1 | 0 | 12 | 0 | 0 |
| | | | Reopened (cases) | 0 | 0 | 0 | 0 | 0 | 0 | 0 | 0 | 0 | 0 | 0 | 0 | 0 | 0 | 0 | 0 | 0 | 0 | 0 | 0 | 0 | 0 |
| | | | Grand Total Dispositions | 6 | 0 | 0 | 0 | 0 | 0 | 0 | 0 | 19 | 0 | 1 | 0 | 0 | 0 | 0 | 0 | 0 | 2 | 0 | 9 | 0 | 0 |
| | | | Total Non-Trial Dispositions | 6 | 0 | 0 | 0 | 0 | 0 | 0 | 0 | 19 | 0 | 1 | 0 | 0 | 0 | 0 | 0 | 0 | 2 | 0 | 9 | 0 | 0 |
| | | | Total Trial Dispositions | 0 | 0 | 0 | 0 | 0 | 0 | 0 | 0 | 0 | 0 | 0 | 0 | 0 | 0 | 0 | 0 | 0 | 0 | 0 | 0 | 0 | 0 |
| | | Henderson Justice Court | New Filings (cases) | 4,962 | 43 | 23 | 4 | 3 | 1 | 0 | 0 | 4,983 | 707 | 208 | 798 | 33 | 158 | 1 | 30 | 42 | 312 | 1 | 497 | 0 | 0 |
| | | | Reopened (cases) | 650 | 1 | 0 | 0 | 0 | 0 | 0 | 0 | 17 | 0 | 0 | 4 | 0 | 2 | 0 | 1 | 0 | 1 | 0 | 5 | 0 | 0 |
| | | | Grand Total Dispositions | 5,394 | 41 | 21 | 9 | 3 | 1 | 0 | 2 | 2,731 | 316 | 162 | 546 | 16 | 116 | 1 | 29 | 39 | 263 | 1 | 477 | 0 | 0 |
| | | | Total Non-Trial Dispositions | 4,902 | 40 | 21 | 9 | 3 | 1 | 0 | 2 | 2,731 | 316 | 162 | 546 | 16 | 116 | 1 | 29 | 39 | 231 | 1 | 477 | 0 | 0 |
| | | | Total Trial Dispositions | 492 | 1 | 0 | 0 | 0 | 0 | 0 | 0 | 0 | 0 | 0 | 0 | 0 | 0 | 0 | 0 | 0 | 32 | 0 | 0 | 0 | 0 |
| | | Las Vegas Justice Court | New Filings (cases) | 42,277 | 597 | 230 | 152 | 3 | 5 | 3 | 11 | 22,818 | 6,638 | 1,827 | 4,919 | 85 | 839 | 7 | 581 | 425 | 2,199 | 0 | 2,630 | 0 | 0 |
| | | | Reopened (cases) | 11,302 | 10 | 7 | 16 | 0 | 1 | 0 | 4 | 422 | 129 | 88 | 105 | 13 | 36 | 0 | 17 | 23 | 77 | 0 | 143 | 0 | 0 |
| | | | Grand Total Dispositions | 53,634 | 634 | 238 | 257 | 3 | 17 | 4 | 20 | 19,030 | 7,259 | 2,373 | 4,814 | 114 | 1,120 | 4 | 568 | 443 | 2,464 | 0 | 2,764 | 0 | 0 |
| | | | Total Non-Trial Dispositions | 53,634 | 511 | 238 | 256 | 3 | 17 | 4 | 19 | 19,030 | 7,259 | 2,373 | 4,814 | 114 | 1,119 | 4 | 568 | 440 | 1,447 | 0 | 2,764 | 0 | 0 |
| | | | Total Trial Dispositions | 0 | 123 | 0 | 1 | 0 | 0 | 0 | 1 | 0 | 0 | 0 | 0 | 0 | 1 | 0 | 0 | 3 | 1,017 | 0 | 0 | 0 | 0 |
| | | Laughlin Justice Court | New Filings (cases) | 119 | 0 | 0 | 0 | 0 | 0 | 0 | 0 | 120 | 3 | 0 | 16 | 0 | 10 | 0 | 0 | 0 | 5 | 18 | 37 | 0 | 0 |
| | | | Reopened (cases) | 0 | 0 | 0 | 0 | 0 | 0 | 0 | 0 | 0 | 0 | 0 | 0 | 0 | 0 | 0 | 0 | 0 | 0 | 0 | 0 | 0 | 0 |
| | | | Grand Total Dispositions | 122 | 0 | 0 | 0 | 0 | 0 | 0 | 0 | 95 | 0 | 0 | 10 | 1 | 3 | 0 | 0 | 0 | 4 | 17 | 37 | 0 | 0 |
| | | | Total Non-Trial Dispositions | 122 | 0 | 0 | 0 | 0 | 0 | 0 | 0 | 95 | 0 | 0 | 10 | 1 | 3 | 0 | 0 | 0 | 1 | 17 | 37 | 0 | 0 |
| | | | Total Trial Dispositions | 0 | 0 | 0 | 0 | 0 | 0 | 0 | 0 | 0 | 0 | 0 | 0 | 0 | 0 | 0 | 0 | 0 | 3 | 0 | 0 | 0 | 0 |
| | | Mesquite Justice Court | New Filings (cases) | 43 | 0 | 0 | 0 | 0 | 0 | 0 | 0 | 142 | 4 | 0 | 29 | 1 | 1 | 0 | 1 | 1 | 19 | 34 | 39 | 0 | 0 |
| | | | Reopened (cases) | 0 | 0 | 0 | 0 | 0 | 0 | 0 | 0 | 0 | 0 | 0 | 0 | 0 | 0 | 0 | 0 | 0 | 2 | 3 | 2 | 0 | 0 |
| | | | Grand Total Dispositions | 37 | 3 | 0 | 0 | 0 | 0 | 0 | 0 | 82 | 3 | 0 | 19 | 0 | 1 | 0 | 1 | 1 | 20 | 39 | 42 | 0 | 0 |
| | | | Total Non-Trial Dispositions | 37 | 3 | 0 | 0 | 0 | 0 | 0 | 0 | 82 | 3 | 0 | 19 | 0 | 1 | 0 | 1 | 1 | 13 | 39 | 42 | 0 | 0 |
| | | | Total Trial Dispositions | 0 | 0 | 0 | 0 | 0 | 0 | 0 | 0 | 0 | 0 | 0 | 0 | 0 | 0 | 0 | 0 | 0 | 7 | 0 | 0 | 0 | 0 |

Source: Uniform System for Judicial Records, Nevada AOC, Court Statistics and Analysis Unit.

Table B6-2. Civil Caseload Processed by Justice Courts in Nevada, Fiscal Year 2025.

| Justice Court, Civil Caseload (4 of 4) | | | | Real Property | | | Tort | | | | | Contract | | | | | | Contested Liens | Petitions to Seal Records | Other Civil Matters | Small Claims | Protection Orders | | | |
|---|-----------------------|----------------------------------|------------------------------|---------------------------------------|--------------------------------|---------------------|-----------------|--------------------|------------------|---------------------------|------------|---------------------------|---------------------------|---------------------------|--------------------------|-----------------------------|----------------|-----------------|------------------------------|---------------------|--------------|-------------------------------------|---|--------------------------------|--|
| | | | | Landlord Tenant (Summary Eviction) | Unlawful Detainer Complaint | Other Real Property | Auto Negligence | Premises Liability | Other Negligence | Intentional Misconduct | Other Tort | Credit Card Collection | Payday Loan Collection | Debt Collection Agency | Other Debt Collection | Contract Buyer Plaintiff | Other Contract | | | | | Request for DV Protection Orders | Request for Non-DV Protection Orders | High-Risk Protection Orders | |
| 8th Judicial District Cont. | Clark County Cont. | Moapa Justice Court | New Filings (cases) | 4 | 0 | 0 | 0 | 0 | 0 | 0 | 0 | 1 | 0 | 0 | 0 | 0 | 0 | 0 | 0 | 0 | 0 | 2 | 0 | | |
| | | | Reopened (cases) | 0 | 0 | 0 | 0 | 0 | 0 | 0 | 0 | 0 | 0 | 0 | 0 | 0 | 0 | 0 | 0 | 0 | 0 | 0 | 0 | | |
| | | | Grand Total Dispositions | 4 | 0 | 0 | 0 | 0 | 0 | 0 | 0 | 1 | 0 | 0 | 0 | 0 | 0 | 0 | 0 | 0 | 0 | 0 | 2 | 0 | |
| | | | Total Non-Trial Dispositions | 4 | 0 | 0 | 0 | 0 | 0 | 0 | 0 | 1 | 0 | 0 | 0 | 0 | 0 | 0 | 0 | 0 | 0 | 0 | 2 | 0 | |
| | | | Total Trial Dispositions | 0 | 0 | 0 | 0 | 0 | 0 | 0 | 0 | 0 | 0 | 0 | 0 | 0 | 0 | 0 | 0 | 0 | 0 | 0 | 0 | 0 | |
| | | Moapa Valley Justice Court | New Filings (cases) | 5 | 2 | 0 | 0 | 0 | 0 | 0 | 0 | 9 | 2 | 0 | 3 | 0 | 2 | 0 | 0 | 2 | 1 | 7 | 15 | 0 | |
| | | | Reopened (cases) | 2 | 0 | 0 | 0 | 0 | 0 | 0 | 0 | 0 | 0 | 0 | 0 | 0 | 0 | 0 | 0 | 0 | 0 | 0 | 0 | 0 | |
| | | | Grand Total Dispositions | 6 | 3 | 0 | 0 | 0 | 0 | 0 | 0 | 11 | 0 | 0 | 2 | 0 | 1 | 0 | 0 | 0 | 6 | 13 | 0 | | |
| | | | Total Non-Trial Dispositions | 6 | 3 | 0 | 0 | 0 | 0 | 0 | 0 | 11 | 0 | 0 | 2 | 0 | 1 | 0 | 0 | 0 | 6 | 13 | 0 | | |
| | | | Total Trial Dispositions | 0 | 0 | 0 | 0 | 0 | 0 | 0 | 0 | 0 | 0 | 0 | 0 | 0 | 0 | 0 | 0 | 0 | 0 | 0 | 0 | | |
| | | North Las Vegas Justice Court | New Filings (cases) | 5,858 | 48 | 28 | 18 | 0 | 1 | 0 | 0 | 5,105 | 731 | 109 | 859 | 25 | 138 | 0 | 15 | 33 | 159 | 0 | 261 | 0 | |
| | | | Reopened (cases) | 5 | 0 | 0 | 0 | 0 | 0 | 0 | 0 | 1 | 0 | 0 | 0 | 0 | 0 | 0 | 0 | 0 | 0 | 8 | 0 | | |
| | | | Grand Total Dispositions | 9,004 | 36 | 26 | 9 | 1 | 0 | 0 | 0 | 2,807 | 410 | 122 | 632 | 21 | 100 | 1 | 11 | 26 | 179 | 0 | 240 | 0 | |
| | | | Total Non-Trial Dispositions | 9,004 | 35 | 26 | 9 | 1 | 0 | 0 | 0 | 2,807 | 410 | 122 | 632 | 21 | 99 | 1 | 11 | 26 | 122 | 0 | 240 | 0 | |
| | | | Total Trial Dispositions | 0 | 1 | 0 | 0 | 0 | 0 | 0 | 0 | 0 | 0 | 0 | 0 | 0 | 1 | 0 | 0 | 0 | 57 | 0 | 0 | 0 | |
| | | Searchlight Justice Court | New Filings (cases) | 6 | 0 | 0 | 0 | 0 | 0 | 0 | 0 | 2 | 0 | 0 | 0 | 0 | 0 | 0 | 0 | 0 | 0 | 3 | 0 | | |
| | | | Reopened (cases) | 0 | 0 | 0 | 0 | 0 | 0 | 0 | 0 | 0 | 0 | 0 | 0 | 0 | 0 | 0 | 0 | 0 | 0 | 0 | 0 | 0 | |
| | | | Grand Total Dispositions | 6 | 0 | 0 | 0 | 0 | 0 | 0 | 0 | 3 | 0 | 0 | 0 | 0 | 0 | 0 | 0 | 0 | 0 | 0 | 0 | 0 | |
| | | | Total Non-Trial Dispositions | 6 | 0 | 0 | 0 | 0 | 0 | 0 | 0 | 3 | 0 | 0 | 0 | 0 | 0 | 0 | 0 | 0 | 0 | 0 | 0 | 0 | |
| | | | Total Trial Dispositions | 0 | 0 | 0 | 0 | 0 | 0 | 0 | 0 | 0 | 0 | 0 | 0 | 0 | 0 | 0 | 0 | 0 | 0 | 0 | 0 | 0 | |
| 9th Judicial District | Douglas County | East Fork Justice Court | New Filings (cases) | 29 | 7 | 1 | 0 | 0 | 0 | 0 | 275 | 6 | 6 | 34 | 2 | 12 | 0 | 27 | 1 | 55 | 70 | 136 | 2 | | |
| | | | Reopened (cases) | 7 | 2 | 0 | 0 | 0 | 0 | 0 | 0 | 1 | 0 | 0 | 3 | 0 | 0 | 0 | 1 | 0 | 9 | 27 | 36 | 0 | |
| | | | Grand Total Dispositions | 35 | 7 | 0 | 0 | 0 | 0 | 0 | 0 | 226 | 2 | 2 | 25 | 0 | 12 | 0 | 27 | 1 | 60 | 85 | 149 | 2 | |
| | | | Total Non-Trial Dispositions | 34 | 6 | 0 | 0 | 0 | 0 | 0 | 0 | 226 | 2 | 2 | 25 | 0 | 12 | 0 | 26 | 0 | 49 | 85 | 149 | 2 | |
| | | | Total Trial Dispositions | 1 | 1 | 0 | 0 | 0 | 0 | 0 | 0 | 0 | 0 | 0 | 0 | 0 | 0 | 0 | 1 | 1 | 11 | 0 | 0 | 0 | |
| | | Tahoe Justice Court | New Filings (cases) | 14 | 5 | 0 | 2 | 0 | 0 | 0 | 0 | 18 | 0 | 0 | 1 | 0 | 8 | 0 | 19 | 1 | 11 | 16 | 18 | 0 | |
| | | | Reopened (cases) | 2 | 1 | 1 | 0 | 0 | 0 | 0 | 0 | 0 | 0 | 0 | 0 | 0 | 0 | 0 | 2 | 1 | 1 | 10 | 1 | 0 | |
| | | | Grand Total Dispositions | 13 | 5 | 2 | 1 | 0 | 0 | 0 | 0 | 18 | 0 | 0 | 1 | 1 | 2 | 0 | 22 | 2 | 13 | 25 | 16 | 0 | |
| | | | Total Non-Trial Dispositions | 13 | 4 | 2 | 1 | 0 | 0 | 0 | 0 | 18 | 0 | 0 | 1 | 1 | 2 | 0 | 22 | 2 | 13 | 25 | 16 | 0 | |
| | | | Total Trial Dispositions | 0 | 1 | 0 | 0 | 0 | 0 | 0 | 0 | 0 | 0 | 0 | 0 | 0 | 0 | 0 | 0 | 0 | 0 | 0 | 0 | 0 | |
| 10th Judicial District | Churchill County | New River Justice Court | New Filings (cases) | 193 | 2 | 0 | 0 | 0 | 1 | 0 | 1 | 269 | 6 | 3 | 26 | 0 | 12 | 0 | 5 | 135 | 52 | 152 | 138 | 1 | |
| | | | Reopened (cases) | 0 | 0 | 0 | 0 | 0 | 0 | 0 | 0 | 2 | 0 | 1 | 0 | 0 | 0 | 0 | 0 | 2 | 1 | 0 | 0 | 0 | |
| | | | Grand Total Dispositions | 193 | 3 | 0 | 0 | 0 | 0 | 0 | 1 | 234 | 3 | 7 | 19 | 0 | 18 | 0 | 6 | 133 | 53 | 128 | 121 | 1 | |
| | | | Total Non-Trial Dispositions | 193 | 3 | 0 | 0 | 0 | 0 | 0 | 1 | 234 | 3 | 7 | 19 | 0 | 18 | 0 | 6 | 133 | 52 | 128 | 121 | 1 | |
| | | | Total Trial Dispositions | 0 | 0 | 0 | 0 | 0 | 0 | 0 | 0 | 0 | 0 | 0 | 0 | 0 | 0 | 0 | 0 | 0 | 1 | 0 | 0 | 0 | |
| 11th Judicial District | Lander County | Argenta Justice Court | New Filings (cases) | 12 | 0 | 0 | 0 | 0 | 0 | 0 | 0 | 0 | 0 | 2 | 0 | 0 | 0 | 0 | 63 | 18 | 25 | 13 | 0 | | |
| | | | Reopened (cases) | 0 | 0 | 0 | 0 | 0 | 0 | 0 | 0 | 0 | 0 | 0 | 0 | 0 | 0 | 0 | 0 | 2 | 3 | 0 | 0 | | |
| | | | Grand Total Dispositions | 11 | 0 | 0 | 0 | 0 | 0 | 0 | 0 | 8 | 0 | 11 | 7 | 0 | 1 | 0 | 0 | 21 | 14 | 25 | 12 | 0 | |
| | | | Total Non-Trial Dispositions | 11 | 0 | 0 | 0 | 0 | 0 | 0 | 0 | 8 | 0 | 11 | 7 | 0 | 1 | 0 | 0 | 21 | 14 | 25 | 12 | 0 | |
| | | | Total Trial Dispositions | 0 | 0 | 0 | 0 | 0 | 0 | 0 | 0 | 0 | 0 | 0 | 0 | 0 | 0 | 0 | 0 | 0 | 0 | 0 | 0 | 0 | |
| | | Austin Justice Court | New Filings (cases) | 0 | 0 | 0 | 0 | 0 | 0 | 0 | 0 | 4 | 0 | 0 | 0 | 1 | 0 | 0 | 4 | 0 | 2 | 1 | 0 | | |
| | | | Reopened (cases) | 0 | 0 | 0 | 0 | 0 | 0 | 0 | 0 | 0 | 0 | 0 | 0 | 0 | 0 | 0 | 0 | 0 | 0 | 0 | 0 | 0 | |
| | | | Grand Total Dispositions | 1 | 0 | 0 | 0 | 0 | 0 | 0 | 0 | 0 | 0 | 0 | 0 | 0 | 0 | 0 | 1 | 0 | 1 | 1 | 0 | | |
| | | | Total Non-Trial Dispositions | 1 | 0 | 0 | 0 | 0 | 0 | 0 | 0 | 0 | 0 | 0 | 0 | 0 | 0 | 0 | 1 | 0 | 1 | 1 | 0 | | |
| | | | Total Trial Dispositions | 0 | 0 | 0 | 0 | 0 | 0 | 0 | 0 | 0 | 0 | 0 | 0 | 0 | 0 | 0 | 0 | 0 | 0 | 0 | 0 | 0 | |
| | Mineral County | Hawthorne Justice Court | New Filings (cases) | 14 | 0 | 0 | 0 | 0 | 0 | 0 | 0 | 20 | 1 | 0 | 0 | 1 | 4 | 0 | 0 | 15 | 16 | 21 | 0 | | |
| | | | Reopened (cases) | 0 | 0 | 0 | 0 | 0 | 0 | 0 | 0 | 0 | 0 | 0 | 0 | 0 | 0 | 0 | 0 | 0 | 0 | 0 | 0 | | |
| | | | Grand Total Dispositions | 16 | 0 | 0 | 0 | 0 | 0 | 0 | 0 | 5 | 0 | 0 | 0 | 0 | 2 | 0 | 3 | 5 | 12 | 18 | 0 | | |
| | | | Total Non-Trial Dispositions | 16 | 0 | 0 | 0 | 0 | 0 | 0 | 0 | 5 | 0 | 0 | 0 | 0 | 2 | 0 | 3 | 5 | 12 | 18 | 0 | | |
| | | | Total Trial Dispositions | 0 | 0 | 0 | 0 | 0 | 0 | 0 | 0 | 0 | 0 | 0 | 0 | 0 | 0 | 0 | 0 | 0 | 0 | 0 | 0 | | |
| Pershing County | Lake Justice Court | New Filings (cases) | 39 | 0 | 0 | 0 | 0 | 0 | 0 | 0 | 34 | 0 | 1 | 5 | 0 | 5 | 0 | 3 | 0 | 16 | 23 | 20 | 0 | | |
| | | Reopened (cases) | 0 | 0 | 0 | 0 | 0 | 0 | 0 | 0 | 0 | 0 | 0 | 0 | 0 | 0 | 0 | 0 | 0 | 0 | 0 | 0 | 0 | | |
| | | Grand Total Dispositions | 39 | 1 | 0 | 0 | 0 | 0 | 0 | 0 | 24 | 0 | 0 | 7 | 0 | 2 | 0 | 2 | 20 | 20 | 21 | 0 | | | |
| | | Total Non-Trial Dispositions | 39 | 1 | 0 | 0 | 0 | 0 | 0 | 0 | 24 | 0 | 0 | 7 | 0 | 2 | 0 | 2 | 20 | 20 | 21 | 0 | | | |
| | | Total Trial Dispositions | 0 | 0 | 0 | 0 | 0 | 0 | 0 | 0 | 0 | 0 | 0 | 0 | 0 | 0 | 0 | 0 | 0 | 0 | 0 | 0 | 0 | | |

Source: Uniform System for Judicial Records, Nevada AOC, Court Statistics and Analysis Unit.

Table B7-1. Criminal Caseload Processed by Municipal Courts in Nevada, Fiscal Year 2025

| Municipal Court, Criminal Caseload, Aggregate (1 of 2) | | | Misdemeanor (Non-Traffic), Total | Traffic, Infraction, and Parking Totals | |
|--|-------------------------|-------------------------------|----------------------------------|---|--------|
| Totals ^a | Nevada Municipal Courts | New Filings (cases) | 41,269 | 107,280 | |
| | | Reopened (cases) | 5,068 | 2,697 | |
| | | Charges | 51,955 | 137,805 | |
| | | Grand Total Dispositions | 35,504 | 112,029 | |
| | | Total Non-Trial Dispositions | 35,316 | 111,800 | |
| | | Total Trial Dispositions | 188 | 229 | |
| 2nd Judicial District | Washoe County | Reno Municipal Court | New Filings (cases) | 6,772 | 10,846 |
| | | Reopened (cases) | 719 | 655 | |
| | | Charges | 7,696 | 13,146 | |
| | | Grand Total Dispositions | 6,725 | 11,183 | |
| | | Total Non-Trial Dispositions | 6,701 | 11,180 | |
| | | Total Trial Dispositions | 24 | 3 | |
| | Sparks Municipal Court | New Filings (cases) | 2,065 | 5,353 | |
| | | Reopened (cases) | 5 | 6 | |
| | | Charges | 2,579 | 6,879 | |
| | | Grand Total Dispositions | 2,225 | 5,217 | |
| | | Total Non-Trial Dispositions | 2,207 | 5,212 | |
| Total Trial Dispositions | 18 | 5 | | | |
| 3rd Judicial District | Lyon County | Fernley Municipal Court | New Filings (cases) | 306 | 1,748 |
| | | | Reopened (cases) | 3 | 14 |
| | | | Charges | 469 | 2,222 |
| | | | Grand Total Dispositions | 362 | 1,838 |
| | | | Total Non-Trial Dispositions | 360 | 1,836 |
| | | Total Trial Dispositions | 2 | 2 | |
| | | Yerington Municipal Court | New Filings (cases) | 64 | 613 |
| | | | Reopened (cases) | 0 | 4 |
| | | | Charges | 75 | 791 |
| | | | Grand Total Dispositions | 32 | 130 |
| | | | Total Non-Trial Dispositions | 32 | 130 |
| Total Trial Dispositions | 0 | | 0 | | |
| 4th Judicial District | Elko County | Carlin Municipal Court | New Filings (cases) | 43 | 135 |
| | | | Reopened (cases) | 0 | 0 |
| | | | Charges | 71 | 152 |
| | | | Grand Total Dispositions | 50 | 103 |
| | | | Total Non-Trial Dispositions | 50 | 103 |
| | | Total Trial Dispositions | 0 | 0 | |
| | | Elko Municipal Court | New Filings (cases) | 126 | 1,633 |
| | | | Reopened (cases) | 33 | 3 |
| | | | Charges | 171 | 1,661 |
| | | | Grand Total Dispositions | 157 | 1,473 |
| | | | Total Non-Trial Dispositions | 151 | 1,473 |
| | | Total Trial Dispositions | 6 | 0 | |
| | | Wells Municipal Court | New Filings (cases) | 0 | 232 |
| | | | Reopened (cases) | 0 | 0 |
| | | | Charges | 0 | 234 |
| | | | Grand Total Dispositions | 1 | 226 |
| | | | Total Non-Trial Dispositions | 1 | 226 |
| | | Total Trial Dispositions | 0 | 0 | |
| | | West Wendover Municipal Court | New Filings (cases) | 85 | 580 |
| Reopened (cases) | 0 | | 1 | | |
| Charges | 103 | | 588 | | |
| Grand Total Dispositions | 72 | | 372 | | |
| Total Non-Trial Dispositions | 70 | | 372 | | |
| Total Trial Dispositions | 2 | 0 | | | |

^a Totals reflect aggregate information from the Nevada Municipal Courts. Information contained herein may be non-standard reporting and is noted by subsequent footnotes. Case types determined by the USJR chart hierarchy defined in the Nevada Courts Statistical Reporting Dictionary. Civil Infraction reporting began January 2023. Carson City is a consolidated municipality and its statistics are reported in the justice court tables.

Source: Uniform System for Judicial Records, Nevada AOC, Court Statistics and Analysis Unit.

Table B7-1. Criminal Caseload Processed by Municipal Courts in Nevada, Fiscal Year 2025

| Municipal Court, Criminal Caseload, Aggregate (2 of 2) | | | | Misdemeanor (Non-Traffic), Total | Traffic, Infraction, and Parking Totals |
|--|-------------------|---------------------------------|-------------------------------|----------------------------------|---|
| 7th Judicial District | Lincoln County | Caliente Municipal Court | New Filings (cases) | 6 | 0 |
| | | | Reopened (cases) | 0 | 0 |
| | | | Charges | 6 | 0 |
| | | | Grand Total Dispositions | 3 | 0 |
| | | | Total Non-Trial Dispositions | 3 | 0 |
| | | | Total Trial Dispositions | 0 | 0 |
| | White Pine County | Ely Municipal Court | New Filings (cases) | 107 | 217 |
| | | | Reopened (cases) | 0 | 2 |
| | | | Charges | 131 | 256 |
| | | | Grand Total Dispositions | 114 | 192 |
| | | | Total Non-Trial Dispositions | 110 | 192 |
| | | | Total Trial Dispositions | 4 | 0 |
| 8th Judicial District | Clark County | Boulder Municipal Court | New Filings (cases) | 618 | 1,839 |
| | | | Reopened (cases) | 11 | 6 |
| | | | Charges | 850 | 2,464 |
| | | | Grand Total Dispositions | 516 | 2,008 |
| | | | Total Non-Trial Dispositions | 514 | 2,008 |
| | | | Total Trial Dispositions | 2 | 0 |
| | | Henderson Municipal Court | New Filings (cases) | 4,967 | 12,112 |
| | | | Reopened (cases) | 1,468 | 166 |
| | | | Charges | 6,700 | 15,150 |
| | | | Grand Total Dispositions | 6,573 | 13,628 |
| | | | Total Non-Trial Dispositions | 6,555 | 13,621 |
| | | | Total Trial Dispositions | 18 | 7 |
| | | Las Vegas Municipal Court | New Filings (cases) | 19,296 | 50,692 |
| | | | Reopened (cases) ^b | 2,779 | 1,706 |
| | | | Charges | 23,632 | 65,113 |
| | | | Grand Total Dispositions | 12,872 | 54,494 |
| | | | Total Non-Trial Dispositions | 12,773 | 54,288 |
| | | | Total Trial Dispositions | 99 | 206 |
| | | Mesquite Municipal Court | New Filings (cases) | 417 | 1,920 |
| | | | Reopened (cases) | 0 | 0 |
| | | | Charges | 503 | 2,112 |
| | | | Grand Total Dispositions | 499 | 2,771 |
| | | | Total Non-Trial Dispositions | 499 | 2,770 |
| | | | Total Trial Dispositions | 0 | 1 |
| | | North Las Vegas Municipal Court | New Filings (cases) | 6,100 | 19,143 |
| | | | Reopened (cases) | 44 | 134 |
| | | | Charges | 8,645 | 26,754 |
| | | | Grand Total Dispositions | 5,002 | 18,171 |
| | | | Total Non-Trial Dispositions | 4,989 | 18,167 |
| | | | Total Trial Dispositions | 13 | 4 |
| 10th Judicial District | Churchill County | Fallon Municipal Court | New Filings (cases) | 297 | 217 |
| | | | Reopened (cases) | 6 | 0 |
| | | | Charges | 324 | 283 |
| | | | Grand Total Dispositions | 301 | 223 |
| | | | Total Non-Trial Dispositions | 301 | 222 |
| | | | Total Trial Dispositions | 0 | 1 |

^b Reopened (cases) under-reported.

Source: Uniform System for Judicial Records, Nevada AOC, Court Statistics and Analysis Unit.

Table B7-2. Criminal Caseload Processed by Municipal Courts in Nevada, Fiscal Year 2025.

| Municipal Court, Criminal Caseload, Misdemeanor (1 of 3) | | | Crimes Against Persons, Misdemeanor | Domestic Violence, Misdemeanor | Older/Vulnerable Persons Abuse, Misdemeanor | Protection Order Violation, Misdemeanor | Crimes Against Property, Misdemeanor | Drugs, Misdemeanor | Weapons, Misdemeanor | Public Order, Misdemeanor | Motor Vehicle - DUI, Misdemeanor | Motor Vehicle - Reckless, Misdemeanor | Other, Misdemeanor | Traffic, Misdemeanor | Traffic, Infraction | Parking | Other Infraction |
|--|-------------------------|------------------------------|-------------------------------------|--------------------------------|---|---|--------------------------------------|--------------------|----------------------|---------------------------|----------------------------------|---------------------------------------|--------------------|----------------------|---------------------|---------|------------------|
| Totals^a | Nevada Municipal Courts | New Filings (cases) | 4,369 | 4,096 | 20 | 299 | 13,084 | 3,448 | 256 | 5,192 | 4,937 | 1,031 | 4,537 | 41,979 | 61,684 | 3,354 | 263 |
| | | Reopened (cases) | 494 | 772 | 1 | 52 | 1,290 | 531 | 29 | 280 | 1,250 | 80 | 289 | 2,478 | 197 | 19 | 3 |
| | | Charges | 4,720 | 4,536 | 24 | 414 | 15,092 | 5,301 | 319 | 6,809 | 5,387 | 1,431 | 7,922 | 68,107 | 65,323 | 3,930 | 445 |
| | | Grand Total Dispositions | 3,871 | 4,358 | 17 | 333 | 10,887 | 3,052 | 232 | 3,063 | 5,394 | 826 | 3,471 | 36,702 | 71,392 | 3,545 | 390 |
| | | Total Non-Trial Dispositions | 3,830 | 4,329 | 17 | 333 | 10,835 | 3,049 | 231 | 3,054 | 5,364 | 819 | 3,455 | 36,477 | 71,389 | 3,544 | 390 |
| | | Total Trial Dispositions | 41 | 29 | 0 | 0 | 52 | 3 | 1 | 9 | 30 | 7 | 16 | 225 | 3 | 1 | 0 |
| 2nd Judicial District | Washoe County | Reno Municipal Court | New Filings (cases) | 604 | 423 | 15 | 22 | 2,608 | 689 | 62 | 1,028 | 678 | 90 | 3,617 | 7,229 | 0 | 0 |
| | | | Reopened (cases) | 41 | 74 | 1 | 2 | 177 | 85 | 5 | 92 | 166 | 12 | 655 | 0 | 0 | 0 |
| | | | Charges | 644 | 432 | 19 | 52 | 2,820 | 775 | 70 | 1,134 | 729 | 118 | 5,785 | 7,359 | 2 | 0 |
| | | | Grand Total Dispositions | 601 | 444 | 14 | 26 | 2,585 | 545 | 46 | 929 | 790 | 100 | 3,987 | 7,196 | 0 | 0 |
| | | | Total Non-Trial Dispositions | 594 | 444 | 14 | 26 | 2,576 | 544 | 46 | 929 | 785 | 100 | 3,984 | 7,196 | 0 | 0 |
| | | | Total Trial Dispositions | 7 | 0 | 0 | 0 | 9 | 1 | 0 | 0 | 5 | 0 | 3 | 0 | 0 | 0 |
| | Sparks Municipal Court | New Filings (cases) | 231 | 203 | 0 | 27 | 1,020 | 84 | 18 | 96 | 239 | 36 | 111 | 1,617 | 3,598 | 131 | 7 |
| | | Reopened (cases) | 0 | 2 | 0 | 0 | 1 | 0 | 0 | 1 | 0 | 0 | 1 | 2 | 3 | 1 | 0 |
| | | Charges | 245 | 299 | 0 | 33 | 1,119 | 147 | 19 | 128 | 275 | 53 | 261 | 3,055 | 3,667 | 150 | 7 |
| | | Grand Total Dispositions | 209 | 211 | 0 | 30 | 1,024 | 95 | 19 | 116 | 260 | 36 | 225 | 1,494 | 3,560 | 156 | 7 |
| 3rd Judicial District | Lyon County | Fernley Municipal Court | New Filings (cases) | 22 | 0 | 0 | 2 | 46 | 43 | 1 | 10 | 62 | 14 | 604 | 1,130 | 14 | 0 |
| | | | Reopened (cases) | 0 | 0 | 0 | 0 | 0 | 0 | 0 | 1 | 0 | 2 | 2 | 12 | 0 | 0 |
| | | | Charges | 23 | 0 | 0 | 2 | 56 | 52 | 1 | 11 | 72 | 18 | 1,026 | 1,180 | 16 | 0 |
| | | | Grand Total Dispositions | 55 | 7 | 0 | 1 | 49 | 44 | 0 | 24 | 74 | 17 | 892 | 929 | 17 | 0 |
| | | | Total Non-Trial Dispositions | 55 | 7 | 0 | 1 | 49 | 44 | 0 | 24 | 73 | 17 | 890 | 929 | 17 | 0 |
| | | | Total Trial Dispositions | 0 | 0 | 0 | 0 | 0 | 0 | 0 | 1 | 1 | 0 | 2 | 0 | 0 | 0 |
| | | Yerington Municipal Court | New Filings (cases) | 4 | 4 | 0 | 1 | 7 | 13 | 0 | 7 | 19 | 1 | 346 | 266 | 1 | 0 |
| | | | Reopened (cases) | 0 | 0 | 0 | 0 | 0 | 0 | 0 | 0 | 0 | 0 | 2 | 2 | 0 | 0 |
| | | | Charges | 5 | 4 | 0 | 1 | 8 | 13 | 0 | 8 | 20 | 4 | 478 | 311 | 2 | 0 |
| | | | Grand Total Dispositions | 2 | 3 | 0 | 0 | 2 | 4 | 0 | 4 | 11 | 1 | 70 | 60 | 0 | 0 |
| | | | Total Non-Trial Dispositions | 2 | 3 | 0 | 0 | 2 | 4 | 0 | 4 | 11 | 1 | 70 | 60 | 0 | 0 |
| | | | Total Trial Dispositions | 0 | 0 | 0 | 0 | 0 | 0 | 0 | 0 | 0 | 0 | 0 | 0 | 0 | 0 |

^a Totals reflect aggregate information from the Nevada Municipal Courts. Information contained herein may reflect non-standard reporting and is noted by subsequent footnotes. Case types determined by the USJR charge hierarchy defined in the Nevada Courts Statistical Reporting Dictionary. Parking includes both misdemeanor and civil infraction offenses. Carson City is a consolidated municipality and its statistics are reported in the justice court tables.

Source: Uniform System for Judicial Records, Nevada AOC, Court Statistics and Analysis Unit.

Table B7-2. Criminal Caseload Processed by Municipal Courts in Nevada, Fiscal Year 2025.

| Municipal Court, Criminal Caseload, Misdemeanor (2 of 3) | | | | Crimes Against Persons, Misdemeanor | Domestic Violence, Misdemeanor | Older/Vulnerable Persons Abuse, Misdemeanor | Protection Order Violation, Misdemeanor | Crimes Against Property, Misdemeanor | Drugs, Misdemeanor | Weapons, Misdemeanor | Public Order, Misdemeanor | Motor Vehicle - DUI, Misdemeanor | Motor Vehicle - Reckless, Misdemeanor | Other, Misdemeanor | Traffic, Misdemeanor | Traffic, Infraction | Parking | Other Infraction |
|--|-------------------|-------------------------------|------------------------------|-------------------------------------|--------------------------------|---|---|--------------------------------------|--------------------|----------------------|---------------------------|----------------------------------|---------------------------------------|--------------------|----------------------|---------------------|---------|------------------|
| 4th Judicial District | Elko County | Carlin Municipal Court | New Filings (cases) | 0 | 0 | 0 | 0 | 0 | 2 | 0 | 19 | 0 | 2 | 20 | 25 | 109 | 1 | 0 |
| | | | Reopened (cases) | 0 | 0 | 0 | 0 | 0 | 0 | 0 | 0 | 0 | 0 | 0 | 0 | 0 | 0 | 0 |
| | | | Charges | 0 | 0 | 0 | 0 | 0 | 2 | 0 | 31 | 0 | 2 | 36 | 38 | 113 | 1 | 0 |
| | | | Grand Total Dispositions | 0 | 0 | 0 | 0 | 4 | 2 | 0 | 27 | 0 | 1 | 16 | 22 | 80 | 1 | 0 |
| | | | Total Non-Trial Dispositions | 0 | 0 | 0 | 0 | 4 | 2 | 0 | 27 | 0 | 1 | 16 | 22 | 80 | 1 | 0 |
| | | | Total Trial Dispositions | 0 | 0 | 0 | 0 | 0 | 0 | 0 | 0 | 0 | 0 | 0 | 0 | 0 | 0 | 0 |
| | | Elko Municipal Court | New Filings (cases) | 18 | 0 | 0 | 0 | 17 | 0 | 1 | 6 | 24 | 7 | 53 | 139 | 1,494 | 0 | 0 |
| | | | Reopened (cases) | 1 | 0 | 0 | 0 | 11 | 0 | 0 | 2 | 15 | 0 | 4 | 3 | 0 | 0 | 0 |
| | | | Charges | 20 | 0 | 0 | 0 | 17 | 0 | 1 | 8 | 27 | 14 | 84 | 167 | 1,494 | 0 | 0 |
| | | | Grand Total Dispositions | 10 | 0 | 0 | 0 | 31 | 0 | 1 | 19 | 37 | 5 | 54 | 100 | 1,372 | 1 | 0 |
| | | | Total Non-Trial Dispositions | 10 | 0 | 0 | 0 | 31 | 0 | 1 | 18 | 36 | 4 | 51 | 100 | 1,372 | 1 | 0 |
| | | | Total Trial Dispositions | 0 | 0 | 0 | 0 | 0 | 0 | 0 | 1 | 1 | 1 | 3 | 0 | 0 | 0 | 0 |
| | | Wells Municipal Court | New Filings (cases) | 0 | 0 | 0 | 0 | 0 | 0 | 0 | 0 | 0 | 0 | 0 | 2 | 217 | 13 | 0 |
| | | | Reopened (cases) | 0 | 0 | 0 | 0 | 0 | 0 | 0 | 0 | 0 | 0 | 0 | 0 | 0 | 0 | 0 |
| | | | Charges | 0 | 0 | 0 | 0 | 0 | 0 | 0 | 0 | 0 | 0 | 0 | 2 | 219 | 13 | 0 |
| | | | Grand Total Dispositions | 0 | 0 | 0 | 0 | 1 | 0 | 0 | 0 | 0 | 0 | 0 | 2 | 211 | 13 | 0 |
| | | | Total Non-Trial Dispositions | 0 | 0 | 0 | 0 | 1 | 0 | 0 | 0 | 0 | 0 | 0 | 2 | 211 | 13 | 0 |
| | | | Total Trial Dispositions | 0 | 0 | 0 | 0 | 0 | 0 | 0 | 0 | 0 | 0 | 0 | 0 | 0 | 0 | 0 |
| | | West Wendover Municipal Court | New Filings (cases) | 9 | 0 | 0 | 0 | 14 | 2 | 0 | 2 | 2 | 7 | 49 | 29 | 546 | 2 | 3 |
| | | | Reopened (cases) | 0 | 0 | 0 | 0 | 0 | 0 | 0 | 0 | 0 | 0 | 0 | 0 | 1 | 0 | 0 |
| | | | Charges | 10 | 0 | 0 | 0 | 17 | 2 | 0 | 2 | 2 | 7 | 63 | 33 | 550 | 2 | 3 |
| | | | Grand Total Dispositions | 10 | 0 | 0 | 0 | 11 | 0 | 1 | 0 | 8 | 4 | 38 | 19 | 351 | 0 | 2 |
| | | | Total Non-Trial Dispositions | 10 | 0 | 0 | 0 | 11 | 0 | 1 | 0 | 6 | 4 | 38 | 19 | 351 | 0 | 2 |
| | | | Total Trial Dispositions | 0 | 0 | 0 | 0 | 0 | 0 | 0 | 0 | 2 | 0 | 0 | 0 | 0 | 0 | 0 |
| 7th Judicial District | Lincoln County | Caliente Municipal Court | New Filings (cases) | 0 | 0 | 0 | 0 | 0 | 0 | 0 | 0 | 0 | 0 | 6 | 0 | 0 | 0 | 0 |
| | | | Reopened (cases) | 0 | 0 | 0 | 0 | 0 | 0 | 0 | 0 | 0 | 0 | 0 | 0 | 0 | 0 | 0 |
| | | | Charges | 0 | 0 | 0 | 0 | 0 | 0 | 0 | 0 | 0 | 0 | 6 | 0 | 0 | 0 | 0 |
| | | | Grand Total Dispositions | 0 | 0 | 0 | 0 | 0 | 0 | 0 | 0 | 0 | 0 | 3 | 0 | 0 | 0 | 0 |
| | | | Total Non-Trial Dispositions | 0 | 0 | 0 | 0 | 0 | 0 | 0 | 0 | 0 | 0 | 3 | 0 | 0 | 0 | 0 |
| | | | Total Trial Dispositions | 0 | 0 | 0 | 0 | 0 | 0 | 0 | 0 | 0 | 0 | 0 | 0 | 0 | 0 | 0 |
| | White Pine County | Ely Municipal Court | New Filings (cases) | 5 | 1 | 0 | 1 | 29 | 4 | 0 | 42 | 20 | 1 | 4 | 133 | 84 | 0 | 0 |
| | | | Reopened (cases) | 0 | 0 | 0 | 0 | 0 | 0 | 0 | 0 | 0 | 0 | 0 | 1 | 1 | 0 | 0 |
| | | | Charges | 7 | 1 | 0 | 1 | 32 | 4 | 1 | 52 | 21 | 3 | 9 | 165 | 91 | 0 | 0 |
| | | | Grand Total Dispositions | 9 | 2 | 0 | 1 | 32 | 2 | 1 | 42 | 21 | 2 | 2 | 130 | 62 | 0 | 0 |
| | | | Total Non-Trial Dispositions | 9 | 1 | 0 | 1 | 30 | 2 | 1 | 41 | 21 | 2 | 2 | 130 | 62 | 0 | 0 |
| | | | Total Trial Dispositions | 0 | 1 | 0 | 0 | 2 | 0 | 0 | 1 | 0 | 0 | 0 | 0 | 0 | 0 | 0 |

Source: Uniform System for Judicial Records, Nevada AOC, Court Statistics and Analysis Unit.

Table B7-2. Criminal Caseload Processed by Municipal Courts in Nevada, Fiscal Year 2025.

| Municipal Court, Criminal Caseload, Misdemeanor (3 of 3) | | | | Crimes Against Persons, Misdemeanor | Domestic Violence, Misdemeanor | Older/Vulnerable Persons Abuse, Misdemeanor | Protection Order Violation, Misdemeanor | Crimes Against Property, Misdemeanor | Drugs, Misdemeanor | Weapons, Misdemeanor | Public Order, Misdemeanor | Motor Vehicle - DUI, Misdemeanor | Motor Vehicle - Reckless, Misdemeanor | Other, Misdemeanor | Traffic, Misdemeanor | Traffic, Infraction | Parking | Other Infraction |
|--|------------------|---------------------------------|-------------------------------|-------------------------------------|--------------------------------|---|---|--------------------------------------|--------------------|----------------------|---------------------------|----------------------------------|---------------------------------------|--------------------|----------------------|---------------------|----------------|------------------|
| 8th Judicial District | Clark County | Boulder Municipal Court | New Filings (cases) | 26 | 40 | 0 | 6 | 57 | 91 | 7 | 22 | 170 | 141 | 58 | 724 | 1,005 | 106 | 4 |
| | | | Reopened (cases) | 0 | 2 | 0 | 0 | 1 | 4 | 1 | 1 | 1 | 1 | 0 | 4 | 2 | 0 | 0 |
| | | | Charges | 28 | 44 | 0 | 8 | 66 | 173 | 8 | 30 | 191 | 172 | 130 | 1,308 | 1,037 | 115 | 4 |
| | | | Grand Total Dispositions | 25 | 43 | 0 | 7 | 49 | 81 | 5 | 26 | 110 | 91 | 79 | 784 | 1,107 | 112 | 5 |
| | | | Total Non-Trial Dispositions | 24 | 43 | 0 | 7 | 49 | 81 | 5 | 26 | 110 | 91 | 78 | 784 | 1,107 | 112 | 5 |
| | | | Total Trial Dispositions | 1 | 0 | 0 | 0 | 0 | 0 | 0 | 0 | 0 | 0 | 1 | 0 | 0 | 0 | 0 |
| | | Henderson Municipal Court | New Filings (cases) | 644 | 794 | 1 | 75 | 1,668 | 611 | 18 | 161 | 209 | 72 | 714 | 5,096 | 6,162 | 818 | 36 |
| | | | Reopened (cases) | 99 | 325 | 0 | 23 | 299 | 115 | 8 | 24 | 424 | 37 | 114 | 154 | 0 | 10 | 2 |
| | | | Charges | 701 | 922 | 1 | 85 | 1,989 | 1,150 | 33 | 251 | 229 | 90 | 1,249 | 7,511 | 6,749 | 840 | 50 |
| | | | Grand Total Dispositions | 766 | 1,193 | 1 | 100 | 1,784 | 753 | 32 | 173 | 897 | 89 | 785 | 5,542 | 7,254 | 784 | 48 |
| | | | Total Non-Trial Dispositions | 764 | 1,188 | 1 | 100 | 1,780 | 751 | 32 | 173 | 896 | 87 | 783 | 5,535 | 7,254 | 784 | 48 |
| | | | Total Trial Dispositions | 2 | 5 | 0 | 0 | 4 | 2 | 0 | 0 | 1 | 2 | 2 | 7 | 0 | 0 | 0 |
| | | Las Vegas Municipal Court | New Filings (cases) | 1,966 | 1,651 | 0 | 96 | 5,548 | 1,361 | 103 | 3,360 | 2,608 | 434 | 2,169 | 20,701 | 27,750 | 2,104 | 137 |
| | | | Reopened (cases) ^b | 348 | 361 | 0 | 27 | 788 | 325 | 15 | 157 | 631 | 29 | 98 | 1,617 ^b | 82 ^b | 6 ^b | 1 ^b |
| | | | Charges | 2,137 | 1,771 | 0 | 117 | 6,271 | 1,866 | 131 | 4,357 | 2,805 | 674 | 3,503 | 32,648 | 29,583 | 2,580 | 302 |
| | | | Grand Total Dispositions | 1,497 | 1,624 | 0 | 103 | 3,578 | 1,038 | 88 | 1,331 | 2,429 | 251 | 933 | 15,080 | 36,867 | 2,263 | 284 |
| | | | Total Non-Trial Dispositions | 1,472 | 1,605 | 0 | 103 | 3,552 | 1,038 | 87 | 1,325 | 2,412 | 250 | 929 | 14,876 | 36,866 | 2,262 | 284 |
| | | | Total Trial Dispositions | 25 | 19 | 0 | 0 | 26 | 0 | 1 | 6 | 17 | 1 | 4 | 204 | 1 | 1 | 0 |
| | | Mesquite Municipal Court | New Filings (cases) | 23 | 44 | 0 | 2 | 178 | 42 | 1 | 15 | 66 | 6 | 40 | 442 | 1,444 | 33 | 1 |
| | | | Reopened (cases) | 0 | 0 | 0 | 0 | 0 | 0 | 0 | 0 | 0 | 0 | 0 | 0 | 0 | 0 | 0 |
| | | | Charges | 23 | 53 | 0 | 2 | 200 | 60 | 1 | 21 | 79 | 7 | 57 | 615 | 1,463 | 33 | 1 |
| | | | Grand Total Dispositions | 33 | 56 | 0 | 6 | 184 | 58 | 2 | 19 | 69 | 11 | 61 | 1,328 | 1,396 | 47 | 0 |
| | | | Total Non-Trial Dispositions | 33 | 56 | 0 | 6 | 184 | 58 | 2 | 19 | 69 | 11 | 61 | 1,327 | 1,396 | 47 | 0 |
| | | | Total Trial Dispositions | 0 | 0 | 0 | 0 | 0 | 0 | 0 | 0 | 0 | 0 | 0 | 1 | 0 | 0 | 0 |
| | | North Las Vegas Municipal Court | New Filings (cases) | 793 | 913 | 0 | 59 | 1,845 | 500 | 45 | 404 | 815 | 219 | 507 | 8,412 | 10,529 | 128 | 74 |
| | | | Reopened (cases) | 5 | 6 | 0 | 0 | 12 | 2 | 0 | 3 | 10 | 1 | 5 | 38 | 94 | 2 | 0 |
| | | | Charges | 849 | 986 | 0 | 103 | 2,447 | 1,048 | 54 | 753 | 912 | 268 | 1,225 | 15,120 | 11,384 | 173 | 77 |
| | | | Grand Total Dispositions | 634 | 752 | 0 | 51 | 1,506 | 419 | 37 | 334 | 661 | 217 | 391 | 7,146 | 10,833 | 149 | 43 |
| | | | Total Non-Trial Dispositions | 632 | 749 | 0 | 51 | 1,501 | 419 | 37 | 334 | 661 | 216 | 389 | 7,144 | 10,831 | 149 | 43 |
| | | | Total Trial Dispositions | 2 | 3 | 0 | 0 | 5 | 0 | 0 | 0 | 0 | 1 | 2 | 2 | 2 | 0 | 0 |
| 10th Judicial District | Churchill County | Fallon Municipal Court | New Filings (cases) | 24 | 23 | 4 | 8 | 47 | 6 | 0 | 20 | 25 | 1 | 139 | 92 | 121 | 3 | 1 |
| | | | Reopened (cases) | 0 | 2 | 0 | 0 | 1 | 0 | 0 | 0 | 2 | 0 | 1 | 0 | 0 | 0 | 0 |
| | | | Charges | 28 | 24 | 4 | 10 | 50 | 9 | 0 | 23 | 25 | 1 | 150 | 156 | 123 | 3 | 1 |
| | | | Grand Total Dispositions | 20 | 23 | 2 | 8 | 47 | 11 | 0 | 19 | 27 | 1 | 143 | 106 | 114 | 2 | 1 |
| | | | Total Non-Trial Dispositions | 20 | 23 | 2 | 8 | 47 | 11 | 0 | 19 | 27 | 1 | 143 | 105 | 114 | 2 | 1 |
| | | | Total Trial Dispositions | 0 | 0 | 0 | 0 | 0 | 0 | 0 | 0 | 0 | 0 | 0 | 1 | 0 | 0 | 0 |

^b Reopened (cases) under-reported.

Source: Uniform System for Judicial Records, Nevada AOC, Court Statistics and Analysis Unit.

Table B8-1. Civil Caseload Processed by Municipal Courts in Nevada, Fiscal Year 2025.

| Municipal Court, Civil Caseload, Aggregate (1 of 2) | | | Real Property | Tort | Contract | Contested Liens | Petitions to Seal Records | Other Civil Matters | Totals |
|---|---------------------------|-------------------------------|------------------------------|------|----------|-----------------|---------------------------|---------------------|-----------------|
| Totals^a | Nevada Municipal Courts | New Filings (cases) | 0 | 0 | 0 | 0 | 550 | 57 | 607 |
| | | Reopened (cases) | 0 | 0 | 0 | 0 | 52 | 0 | 52 |
| | | Grand Total Dispositions | 0 | 0 | 0 | 0 | 602 | 60 | 662 |
| | | Total Non-Trial Dispositions | 0 | 0 | 0 | 0 | 602 | 60 | 662 |
| | | Total Trial Dispositions | 0 | 0 | 0 | 0 | 0 | 0 | 0 |
| 2nd Judicial District | Washoe County | Reno Municipal Court | New Filings (cases) | 0 | 0 | 0 | 0 ^b | 52 ^b | 52 ^b |
| | | | Reopened (cases) | 0 | 0 | 0 | 0 | 0 | 0 |
| | | | Grand Total Dispositions | 0 | 0 | 0 | 0 | 55 | 55 |
| | | | Total Non-Trial Dispositions | 0 | 0 | 0 | 0 | 55 | 55 |
| | | | Total Trial Dispositions | 0 | 0 | 0 | 0 | 0 | 0 |
| | Sparks Municipal Court | | New Filings (cases) | 0 | 0 | 0 | 0 | 2 | 11 |
| | | | Reopened (cases) | 0 | 0 | 0 | 0 | 0 | 0 |
| | | | Grand Total Dispositions | 0 | 0 | 0 | 6 | 0 | 6 |
| | | | Total Non-Trial Dispositions | 0 | 0 | 0 | 6 | 0 | 6 |
| | | | Total Trial Dispositions | 0 | 0 | 0 | 0 | 0 | 0 |
| 3rd Judicial District | Lyon County | Fernley Municipal Court | New Filings (cases) | 0 | 0 | 0 | 0 | 0 | 0 |
| | | | Reopened (cases) | 0 | 0 | 0 | 0 | 0 | 0 |
| | | | Grand Total Dispositions | 0 | 0 | 0 | 0 | 0 | 0 |
| | | | Total Non-Trial Dispositions | 0 | 0 | 0 | 0 | 0 | 0 |
| | | | Total Trial Dispositions | 0 | 0 | 0 | 0 | 0 | 0 |
| | Yerington Municipal Court | | New Filings (cases) | 0 | 0 | 0 | 0 | 0 | 0 |
| | | | Reopened (cases) | 0 | 0 | 0 | 0 | 0 | 0 |
| | | | Grand Total Dispositions | 0 | 0 | 0 | 0 | 0 | 0 |
| | | | Total Non-Trial Dispositions | 0 | 0 | 0 | 0 | 0 | 0 |
| | | | Total Trial Dispositions | 0 | 0 | 0 | 0 | 0 | 0 |
| 4th Judicial District | Elko County | Carlin Municipal Court | New Filings (cases) | 0 | 0 | 0 | 0 | 0 | 0 |
| | | | Reopened (cases) | 0 | 0 | 0 | 0 | 0 | 0 |
| | | | Grand Total Dispositions | 0 | 0 | 0 | 0 | 0 | 0 |
| | | | Total Non-Trial Dispositions | 0 | 0 | 0 | 0 | 0 | 0 |
| | | | Total Trial Dispositions | 0 | 0 | 0 | 0 | 0 | 0 |
| | | Elko Municipal Court | New Filings (cases) | 0 | 0 | 0 | 0 | 1 | 1 |
| | | | Reopened (cases) | 0 | 0 | 0 | 0 | 0 | 0 |
| | | | Grand Total Dispositions | 0 | 0 | 0 | 1 | 0 | 1 |
| | | | Total Non-Trial Dispositions | 0 | 0 | 0 | 1 | 0 | 1 |
| | | | Total Trial Dispositions | 0 | 0 | 0 | 0 | 0 | 0 |
| | | Wells Municipal Court | New Filings (cases) | 0 | 0 | 0 | 0 | 0 | 0 |
| | | | Reopened (cases) | 0 | 0 | 0 | 0 | 0 | 0 |
| | | | Grand Total Dispositions | 0 | 0 | 0 | 0 | 0 | 0 |
| | | | Total Non-Trial Dispositions | 0 | 0 | 0 | 0 | 0 | 0 |
| | | | Total Trial Dispositions | 0 | 0 | 0 | 0 | 0 | 0 |
| | | West Wendover Municipal Court | New Filings (cases) | 0 | 0 | 0 | 0 | 0 | 0 |
| | | | Reopened (cases) | 0 | 0 | 0 | 0 | 0 | 0 |
| | | | Grand Total Dispositions | 0 | 0 | 0 | 0 | 0 | 0 |
| | | | Total Non-Trial Dispositions | 0 | 0 | 0 | 0 | 0 | 0 |
| | | | Total Trial Dispositions | 0 | 0 | 0 | 0 | 0 | 0 |

^a Totals reflect aggregate information from the Nevada Municipal Courts. Information contained herein may reflect non-standard reporting and is noted by other footnotes.^c Civil case statistics are under-reported and only reflect petitions to seal records.

Source: Uniform System for Judicial Records, Nevada AOC, Court Statistics and Analysis Unit.

Table B8-1. Civil Caseload Processed by Municipal Courts in Nevada, Fiscal Year 2025.

| Municipal Court, Civil Caseload, Aggregate (2 of 2) | | | | Real Property | Tort | Contract | Contested Liens | Petitions to Seal Records | Other Civil Matters | Totals |
|---|-------------------|--|------------------------------|---------------|------|----------|-----------------|---------------------------|---------------------|--------|
| 7th Judicial District | Lincoln County | Caliente Municipal Court | New Filings (cases) | 0 | 0 | 0 | 0 | 0 | 0 | 0 |
| | | | Reopened (cases) | 0 | 0 | 0 | 0 | 0 | 0 | 0 |
| | | | Grand Total Dispositions | 0 | 0 | 0 | 0 | 0 | 0 | 0 |
| | | | Total Non-Trial Dispositions | 0 | 0 | 0 | 0 | 0 | 0 | 0 |
| | | | Total Trial Dispositions | 0 | 0 | 0 | 0 | 0 | 0 | 0 |
| | White Pine County | Ely Municipal Court | New Filings (cases) | 0 | 0 | 0 | 0 | 0 | 0 | 0 |
| | | | Reopened (cases) | 0 | 0 | 0 | 0 | 0 | 0 | 0 |
| | | | Grand Total Dispositions | 0 | 0 | 0 | 0 | 0 | 0 | 0 |
| | | | Total Non-Trial Dispositions | 0 | 0 | 0 | 0 | 0 | 0 | 0 |
| | | | Total Trial Dispositions | 0 | 0 | 0 | 0 | 0 | 0 | 0 |
| 8th Judicial District | Clark County | Boulder Municipal Court | New Filings (cases) | 0 | 0 | 0 | 0 | 5 | 0 | 5 |
| | | | Reopened (cases) | 0 | 0 | 0 | 0 | 0 | 0 | 0 |
| | | | Grand Total Dispositions | 0 | 0 | 0 | 0 | 4 | 0 | 4 |
| | | | Total Non-Trial Dispositions | 0 | 0 | 0 | 0 | 4 | 0 | 4 |
| | | | Total Trial Dispositions | 0 | 0 | 0 | 0 | 0 | 0 | 0 |
| | | Henderson Municipal Court | New Filings (cases) | 0 | 0 | 0 | 0 | 81 | 3 | 84 |
| | | | Reopened (cases) | 0 | 0 | 0 | 0 | 0 | 0 | 0 |
| | | | Grand Total Dispositions | 0 | 0 | 0 | 0 | 92 | 5 | 97 |
| | | | Total Non-Trial Dispositions | 0 | 0 | 0 | 0 | 92 | 5 | 97 |
| | | | Total Trial Dispositions | 0 | 0 | 0 | 0 | 0 | 0 | 0 |
| | | Las Vegas Municipal Court ^c | New Filings (cases) | 0 | 0 | 0 | 0 | 414 | 0 | 414 |
| | | | Reopened (cases) | 0 | 0 | 0 | 0 | 52 | 0 | 52 |
| | | | Grand Total Dispositions | 0 | 0 | 0 | 0 | 467 | 0 | 467 |
| | | | Total Non-Trial Dispositions | 0 | 0 | 0 | 0 | 467 | 0 | 467 |
| | | | Total Trial Dispositions | 0 | 0 | 0 | 0 | 0 | 0 | 0 |
| | | Mesquite Municipal Court | New Filings (cases) | 0 | 0 | 0 | 0 | 7 | 0 | 7 |
| | | | Reopened (cases) | 0 | 0 | 0 | 0 | 0 | 0 | 0 |
| | | | Grand Total Dispositions | 0 | 0 | 0 | 0 | 7 | 0 | 7 |
| | | | Total Non-Trial Dispositions | 0 | 0 | 0 | 0 | 7 | 0 | 7 |
| | | | Total Trial Dispositions | 0 | 0 | 0 | 0 | 0 | 0 | 0 |
| | | North Las Vegas Municipal Court | New Filings (cases) | 0 | 0 | 0 | 0 | 32 | 0 | 32 |
| | | | Reopened (cases) | 0 | 0 | 0 | 0 | 0 | 0 | 0 |
| | | | Grand Total Dispositions | 0 | 0 | 0 | 0 | 25 | 0 | 25 |
| | | | Total Non-Trial Dispositions | 0 | 0 | 0 | 0 | 25 | 0 | 25 |
| | | | Total Trial Dispositions | 0 | 0 | 0 | 0 | 0 | 0 | 0 |
| 10th Judicial District | Churchill County | Fallon Municipal Court | New Filings (cases) | 0 | 0 | 0 | 0 | 1 | 0 | 1 |
| | | | Reopened (cases) | 0 | 0 | 0 | 0 | 0 | 0 | 0 |
| | | | Grand Total Dispositions | 0 | 0 | 0 | 0 | 0 | 0 | 0 |
| | | | Total Non-Trial Dispositions | 0 | 0 | 0 | 0 | 0 | 0 | 0 |
| | | | Total Trial Dispositions | 0 | 0 | 0 | 0 | 0 | 0 | 0 |

^c Civil case statistics are under-reported and only reflect petitions to seal records.

Source: Uniform System for Judicial Records, Nevada AOC, Court Statistics and Analysis Unit.

Table B9. Juvenile Traffic and Civil Infractions Caseload Processed by Courts in Nevada, Fiscal Year 2025.

| Juvenile Traffic and Civil Infraction Caseload (1 of 3) | | | | Traffic, Misdemeanor | Traffic, Infraction | Other Infraction | Totals |
|---|----------------------|-------------------------------|--------------------|----------------------|---------------------|------------------|--------|
| Totals ^a | Nevada Trial Courts | New Filings (cases) | 1,923 | 887 | 2 | 2,812 | |
| | | Reopened (cases) | 16 | 6 | 0 | 22 | |
| | | Charges | 2,508 | 970 | 2 | 3,480 | |
| | | Grand Total Dispositions | 1,973 | 925 | 4 | 2,902 | |
| | | Total Non-Trial Dispositions | 1,972 | 924 | 4 | 2,900 | |
| | | Total Trial Dispositions | 1 | 1 | 0 | 2 | |
| 1st Judicial District | Carson City | New Filings (cases) | 70 ^b | (b) | (b) | 70 | |
| | | Reopened (cases) | 0 | | | 0 | |
| | | Charges | 79 | | | 79 | |
| | | Grand Total Dispositions | 10 | | | 10 | |
| | | Total Non-Trial Dispositions | 10 | | | 10 | |
| | | Total Trial Dispositions | 0 | | | 0 | |
| | Storey County | New Filings (cases) | 0 ^b | (b) | (b) | 0 | |
| | | Reopened (cases) | 0 | | | 0 | |
| | | Charges | 0 | | | 0 | |
| | | Grand Total Dispositions | 0 | | | 0 | |
| 2nd Judicial District | Washoe County | New Filings (cases) | 1,184 ^b | (b) | (b) | 1,184 | |
| | | Reopened (cases) ^c | 0 | | | 0 | |
| | | Charges | 1,602 | | | 1,602 | |
| | | Grand Total Dispositions | 1,277 | | | 1,277 | |
| | | Total Non-Trial Dispositions | 1,277 | | | 1,277 | |
| | | Total Trial Dispositions | 0 | | | 0 | |
| 3rd Judicial District | Lyon County | New Filings (cases) | 53 | 0 | 0 | 53 | |
| | | Reopened (cases) | 3 | 0 | 0 | 3 | |
| | | Charges | 53 | 0 | 0 | 53 | |
| | | Grand Total Dispositions | 77 | 0 | 0 | 77 | |
| | | Total Non-Trial Dispositions | 77 | 0 | 0 | 77 | |
| | | Total Trial Dispositions | 0 | 0 | 0 | 0 | |
| 4th Judicial District | Elko County | New Filings (cases) | 0 | 0 | 0 | 0 | |
| | | Reopened (cases) | 0 | 0 | 0 | 0 | |
| | | Charges | 0 | 0 | 0 | 0 | |
| | | Grand Total Dispositions | 0 | 0 | 0 | 0 | |
| | | Total Non-Trial Dispositions | 0 | 0 | 0 | 0 | |
| | | Total Trial Dispositions | 0 | 0 | 0 | 0 | |
| 5th Judicial District | Esmeralda County | New Filings (cases) | 7 ^b | (b) | (b) | 7 | |
| | | Reopened (cases) | 0 | | | 0 | |
| | | Charges | 7 | | | 7 | |
| | | Grand Total Dispositions | 0 | | | 0 | |
| | | Total Non-Trial Dispositions | 0 | | | 0 | |
| | | Total Trial Dispositions | 0 | | | 0 | |
| | Nye County | New Filings (cases) | 81 ^b | (b) | (b) | 81 | |
| | | Reopened (cases) | 0 | | | 0 | |
| | | Charges | 88 | | | 88 | |
| | | Grand Total Dispositions | 39 | | | 39 | |
| 6th Judicial District | Humboldt County | New Filings (cases) | 62 ^b | (b) | (b) | 62 | |
| | | Reopened (cases) | 0 | | | 0 | |
| | | Charges | 65 | | | 65 | |
| | | Grand Total Dispositions | 67 | | | 67 | |
| | | Total Non-Trial Dispositions | 67 | | | 67 | |
| | | Total Trial Dispositions | 0 | | | 0 | |
| 7th Judicial District | Eureka County | New Filings (cases) | 0 ^b | (b) | (b) | 0 | |
| | | Reopened (cases) | 0 | | | 0 | |
| | | Charges | 0 | | | 0 | |
| | | Grand Total Dispositions | 1 | | | 1 | |
| | | Total Non-Trial Dispositions | 1 | | | 1 | |
| | | Total Trial Dispositions | 0 | | | 0 | |
| | Eureka Justice Court | New Filings (cases) | 0 ^b | (b) | (b) | 0 | |
| | | Reopened (cases) | 0 | | | 0 | |
| | | Charges | 0 | | | 0 | |
| | | Grand Total Dispositions | 0 | | | 0 | |
| Total Non-Trial Dispositions | | 0 | | | 0 | | |
| Total Trial Dispositions | | 0 | | | 0 | | |

^a Totals reflect aggregate information from the Nevada Trial Courts; courts that heard Juvenile Traffic matters are included in this table only. Information contained herein may reflect non-standard reporting and is noted by subsequent footnotes.

^b Civil Infraction information may be included in the Traffic, Misdemeanor case type.

^c Reopened counts not reported or under-reported.

Source: Uniform System for Judicial Records, Nevada AOC, Court Statistics and Analysis Unit.

Table B9. Juvenile Traffic and Civil Infractions Caseload Processed by Courts in Nevada, Fiscal Year 2025.

| Juvenile Traffic and Civil Infraction Caseload (2 of 3) | | | | Traffic, Misdemeanor | Traffic, Infraction | Other Infraction | Totals |
|---|-------------------|----------------------------------|------------------------------|----------------------|---------------------|------------------|--------|
| 7th Judicial District Cont. | Lincoln County | Lincoln County District Court | New Filings (cases) | 0 ^b | (b) | (b) | 0 |
| | | | Reopened (cases) | 0 | | | 0 |
| | | | Charges | 0 | | | 0 |
| | | | Grand Total Dispositions | 0 | | | 0 |
| | | | Total Non-Trial Dispositions | 0 | | | 0 |
| | | | Total Trial Dispositions | 0 | | | 0 |
| | | Meadow Valley Justice Court | New Filings (cases) | 0 ^b | (b) | (b) | 0 |
| | | | Reopened (cases) | 0 | | | 0 |
| | | | Charges | 0 | | | 0 |
| | | | Grand Total Dispositions | 0 | | | 0 |
| | | | Total Non-Trial Dispositions | 0 | | | 0 |
| | | | Total Trial Dispositions | 0 | | | 0 |
| | White Pine County | Pahrnagat Valley Justice Court | New Filings (cases) | 4 ^b | (b) | (b) | 4 |
| | | | Reopened (cases) | 0 | | | 0 |
| | | | Charges | 4 | | | 4 |
| | | | Grand Total Dispositions | 5 | | | 5 |
| | | | Total Non-Trial Dispositions | 5 | | | 5 |
| | | | Total Trial Dispositions | 0 | | | 0 |
| | | White Pine County District Court | New Filings (cases) | 1 ^b | (b) | (b) | 1 |
| | | | Reopened (cases) | 0 | | | 0 |
| | | | Charges | 2 | | | 2 |
| | | | Grand Total Dispositions | 1 | | | 1 |
| | | | Total Non-Trial Dispositions | 1 | | | 1 |
| | | | Total Trial Dispositions | 0 | | | 0 |
| 8th Judicial District | Clark County | Ely Justice Court | New Filings (cases) | 15 ^b | (b) | (b) | 15 |
| | | | Reopened (cases) | 0 | 0 | 0 | 0 |
| | | | Charges | 17 | 0 | 0 | 17 |
| | | | Grand Total Dispositions | 13 | 0 | 0 | 13 |
| | | | Total Non-Trial Dispositions | 13 | 0 | 0 | 13 |
| | | | Total Trial Dispositions | 0 | 0 | 0 | 0 |
| | | Boulder Justice Court | New Filings (cases) | 0 | 3 | 0 | 3 |
| | | | Reopened (cases) | 0 | 0 | 0 | 0 |
| | | | Charges | 0 | 3 | 0 | 3 |
| | | | Grand Total Dispositions | 1 | 5 | 0 | 6 |
| | | | Total Non-Trial Dispositions | 1 | 5 | 0 | 6 |
| | | | Total Trial Dispositions | 0 | 0 | 0 | 0 |
| | | Bunkerville Justice Court | New Filings (cases) | 4 | 11 | 0 | 15 |
| | | | Reopened (cases) | 0 | 1 | 0 | 1 |
| | | | Charges | 4 | 12 | 0 | 16 |
| | | | Grand Total Dispositions | 5 | 9 | 0 | 14 |
| | | | Total Non-Trial Dispositions | 5 | 9 | 0 | 14 |
| | | | Total Trial Dispositions | 0 | 0 | 0 | 0 |
| | | Goodsprings Justice Court | New Filings (cases) | 18 | 14 | 0 | 32 |
| | | | Reopened (cases) | 0 | 0 | 0 | 0 |
| | | | Charges | 24 | 14 | 0 | 38 |
| | | | Grand Total Dispositions | 22 | 14 | 0 | 36 |
| | | | Total Non-Trial Dispositions | 22 | 14 | 0 | 36 |
| | | | Total Trial Dispositions | 0 | 0 | 0 | 0 |
| | | Henderson Justice Court | New Filings (cases) | 13 | 46 | 0 | 59 |
| | | | Reopened (cases) | 0 | 0 | 0 | 0 |
| | | | Charges | 23 | 48 | 0 | 71 |
| | | | Grand Total Dispositions | 19 | 44 | 0 | 63 |
| | | | Total Non-Trial Dispositions | 19 | 44 | 0 | 63 |
| | | | Total Trial Dispositions | 0 | 0 | 0 | 0 |
| | | Laughlin Justice Court | New Filings (cases) | 8 | 8 | 0 | 16 |
| | | | Reopened (cases) | 0 | 0 | 0 | 0 |
| | | | Charges | 11 | 8 | 0 | 19 |
| | | | Grand Total Dispositions | 11 | 9 | 0 | 20 |
| | | | Total Non-Trial Dispositions | 11 | 9 | 0 | 20 |
| | | | Total Trial Dispositions | 0 | 0 | 0 | 0 |
| | | Mesquite Justice Court | New Filings (cases) | 0 | 0 | 0 | 0 |
| | | | Reopened (cases) | 0 | 0 | 0 | 0 |
| | | | Charges | 0 | 0 | 0 | 0 |
| | | | Grand Total Dispositions | 0 | 0 | 0 | 0 |
| | | | Total Non-Trial Dispositions | 0 | 0 | 0 | 0 |
| | | | Total Trial Dispositions | 0 | 0 | 0 | 0 |
| | | Moapa Justice Court | New Filings (cases) | 8 | 15 | 0 | 23 |
| | | | Reopened (cases) | 0 | 0 | 0 | 0 |
| | | | Charges | 8 | 16 | 0 | 24 |
| | | | Grand Total Dispositions | 8 | 16 | 0 | 24 |
| | | | Total Non-Trial Dispositions | 8 | 16 | 0 | 24 |
| | | | Total Trial Dispositions | 0 | 0 | 0 | 0 |

^b Civil Infraction information may be included in the Traffic, Misdemeanor case type.

Source: Uniform System for Judicial Records, Nevada AOC, Court Statistics and Analysis Unit.

Table B9. Juvenile Traffic and Civil Infractions Caseload Processed by Courts in Nevada, Fiscal Year 2025.

| Juvenile Traffic and Civil Infraction Caseload (3 of 3) | | | | Traffic, Misdemeanor | Traffic, Infraction | Other Infraction | Totals |
|---|--------------------|---------------------------------|-------------------------------|----------------------|---------------------|------------------|-----------------|
| 8th Judicial District Cont. | Clark County Cont. | Moapa Valley Justice Court | New Filings (cases) | 18 | 23 | 0 | 41 |
| | | | Reopened (cases) | 0 | 0 | 0 | 0 |
| | | | Charges | 22 | 27 | 0 | 49 |
| | | | Grand Total Dispositions | 15 | 24 | 0 | 39 |
| | | | Total Non-Trial Dispositions | 15 | 24 | 0 | 39 |
| | | | Total Trial Dispositions | 0 | 0 | 0 | 0 |
| | | North Las Vegas Justice Court | New Filings (cases) | 1 | 7 | 0 | 8 |
| | | | Reopened (cases) | 0 | 0 | 0 | 0 |
| | | | Charges | 1 | 8 | 0 | 9 |
| | | | Grand Total Dispositions | 4 | 3 | 0 | 7 |
| | | | Total Non-Trial Dispositions | 4 | 3 | 0 | 7 |
| | | | Total Trial Dispositions | 0 | 0 | 0 | 0 |
| | | Searchlight Justice Court | New Filings (cases) | 2 | 8 | 0 | 10 |
| | | | Reopened (cases) | 0 | 0 | 0 | 0 |
| | | | Charges | 2 | 8 | 0 | 10 |
| | | | Grand Total Dispositions | 3 | 7 | 0 | 10 |
| | | | Total Non-Trial Dispositions | 3 | 7 | 0 | 10 |
| | | | Total Trial Dispositions | 0 | 0 | 0 | 0 |
| | | Boulder Municipal Court | New Filings (cases) | 8 ^b | (b) | (b) | 8 |
| | | | Reopened (cases) | 0 | | | 0 |
| | | | Charges | 10 | | | 10 |
| | | | Grand Total Dispositions | 8 | | | 8 |
| | | | Total Non-Trial Dispositions | 8 | | | 8 |
| | | | Total Trial Dispositions | 0 | | | 0 |
| | | Henderson Municipal Court | New Filings (cases) | 63 | 158 | 0 | 221 |
| | | | Reopened (cases) | 4 | 0 | 0 | 4 |
| | | | Charges | 83 | 178 | 0 | 261 |
| | | | Grand Total Dispositions | 100 | 151 | 0 | 251 |
| | | | Total Non-Trial Dispositions | 100 | 151 | 0 | 251 |
| | | | Total Trial Dispositions | 0 | 0 | 0 | 0 |
| | | Las Vegas Municipal Court | New Filings (cases) | 220 | 462 | 2 | 684 |
| | | | Reopened (cases) ^c | 8 | 5 | 0 | 13 ^c |
| | | | Charges | 290 | 508 | 2 | 800 |
| | | | Grand Total Dispositions | 205 | 510 | 3 | 718 |
| | | | Total Non-Trial Dispositions | 204 | 510 | 3 | 717 |
| | | | Total Trial Dispositions | 1 | 0 | 0 | 1 |
| | | Mesquite Municipal Court | New Filings (cases) | 13 ^b | (b) | (b) | 13 |
| | | | Reopened (cases) | 0 | | | 0 |
| | | | Charges | 15 | | | 15 |
| | | | Grand Total Dispositions | 25 | | | 25 |
| | | | Total Non-Trial Dispositions | 25 | | | 25 |
| | | | Total Trial Dispositions | 0 | | | 0 |
| 9th Judicial District | Douglas County | Douglas County District Court | New Filings (cases) | 37 | 100 | 0 | 137 |
| | | | Reopened (cases) | 0 | 0 | 0 | 0 |
| | | | Charges | 52 | 108 | 0 | 160 |
| | | | Grand Total Dispositions | 36 | 113 | 1 | 150 |
| | | | Total Non-Trial Dispositions | 36 | 112 | 1 | 149 |
| | | | Total Trial Dispositions | 0 | 1 | 0 | 1 |
| 10th Judicial District | Churchill County | Churchill County District Court | New Filings (cases) | 20 | 28 | 0 | 48 |
| | | | Reopened (cases) | 1 | 0 | 0 | 1 |
| | | | Charges | 28 | 28 | 0 | 56 |
| | | | Grand Total Dispositions | 9 | 17 | 0 | 26 |
| | | | Total Non-Trial Dispositions | 9 | 17 | 0 | 26 |
| | | | Total Trial Dispositions | 0 | 0 | 0 | 0 |
| 11th Judicial District | Lander County | Lander County District Court | New Filings (cases) | 8 | 3 | 0 | 11 |
| | | | Reopened (cases) | 0 | 0 | 0 | 0 |
| | | | Charges | 9 | 3 | 0 | 12 |
| | | | Grand Total Dispositions | 9 | 2 | 0 | 11 |
| | | | Total Non-Trial Dispositions | 9 | 2 | 0 | 11 |
| | | | Total Trial Dispositions | 0 | 0 | 0 | 0 |
| | Mineral County | Mineral County District Court | New Filings (cases) | 2 | 0 | 0 | 2 |
| | | | Reopened (cases) | 0 | 0 | 0 | 0 |
| | | | Charges | 2 | 0 | 0 | 2 |
| | | | Grand Total Dispositions | 2 | 0 | 0 | 2 |
| | | | Total Non-Trial Dispositions | 2 | 0 | 0 | 2 |
| | | | Total Trial Dispositions | 0 | 0 | 0 | 0 |
| | Pershing County | Pershing County District Court | New Filings (cases) | 3 | 1 | 0 | 4 |
| | | | Reopened (cases) | 0 | 0 | 0 | 0 |
| | | | Charges | 7 | 1 | 0 | 8 |
| | | | Grand Total Dispositions | 1 | 1 | 0 | 2 |
| | | | Total Non-Trial Dispositions | 1 | 1 | 0 | 2 |
| | | | Total Trial Dispositions | 0 | 0 | 0 | 0 |

^b Civil Infraction information may be included in the Traffic, Misdemeanor case type.

^c Reopened counts not reported or under-reported.

Source: Uniform System for Judicial Records, Nevada AOC, Court Statistics and Analysis Unit.

Table C1. Summary of Specialty Court Program Distributions, Fiscal Year 2025.^a

| Jurisdiction | Court Type | Carry Forward ^b | Distributed | Transfers ^c | Final Allocation |
|--|---|----------------------------|-----------------------|------------------------|-----------------------|
| Sierra Region | | | | | |
| Western Region | Adult Drug Court | \$0.00 | \$400,064.00 | \$0.00 | \$400,064.00 |
| | DUI Diversion Court | \$0.00 | \$17,700.00 | \$0.00 | \$17,700.00 |
| | M.A.T. Court | \$0.00 | \$57,671.00 | \$0.00 | \$57,671.00 |
| | Mental Health Court | \$0.00 | \$31,450.00 | \$0.00 | \$31,450.00 |
| First Judicial District Court | Juvenile Drug Court | \$0.00 | \$10,479.00 | \$0.00 | \$10,479.00 |
| Carson City Justice | Adult Misdemeanor Treatment Court | \$2,115.00 | \$21,550.00 | \$0.00 | \$23,665.00 |
| | Mental Health Court | \$162.24 | \$73,040.76 | \$0.00 | \$73,203.00 |
| | Felony DUI Court (2 programs) | \$1,922.76 | \$26,020.24 | \$0.00 | \$27,943.00 |
| Sierra Region Total | | \$4,200.00 | \$637,975.00 | \$0.00 | \$642,175.00 |
| Washoe Region | | | | | |
| Second Judicial District Court | Adult Drug Court | \$0.00 | \$565,890.52 | -\$126,115.93 | \$439,774.59 |
| | Felony DUI Court | \$0.00 | \$55,821.00 | -\$18,747.08 | \$37,073.92 |
| | M.A.T. Court | \$0.00 | \$196,564.00 | -\$27,719.19 | \$168,844.81 |
| | Mental Health Court | \$0.00 | \$61,339.12 | \$35,433.83 | \$96,772.95 |
| | Prison Re-entry Court | \$0.00 | \$50,000.00 | -\$18,874.85 | \$31,125.15 |
| | Veteran's Treatment Court | \$0.00 | \$81,975.00 | -\$11,745.32 | \$70,229.68 |
| | Young Offender Court | \$0.00 | \$69,346.00 | \$167,768.54 | \$237,114.54 |
| Reno Justice Court | Community Court | \$43,640.08 | \$53,123.92 | -\$19,644.31 | \$77,119.69 |
| | Court Assistance Program Adult Drug Court | \$15,463.95 | \$106,891.05 | \$0.00 | \$122,355.00 |
| | DUI Court | \$1,116.73 | \$19,133.27 | \$19,644.31 | \$39,894.31 |
| Reno Municipal Court | Community Court | \$0.00 | \$17,500.00 | \$0.00 | \$17,500.00 |
| | Co-Occurring Disorders Court | \$0.70 | \$47,300.30 | \$0.00 | \$47,301.00 |
| | DUI Court, Dept. 1 (Fresh Start) | \$0.00 | \$27,085.00 | \$0.00 | \$27,085.00 |
| | Veteran's Treatment Court | \$0.00 | \$21,000.00 | \$0.00 | \$21,000.00 |
| | Young Adult Recovery Court | \$0.00 | \$12,500.00 | \$0.00 | \$12,500.00 |
| Sparks Justice Court | Recovery Court | \$2,803.25 | \$28,746.75 | \$0.00 | \$31,550.00 |
| Sparks Municipal Court | Drug & Alcohol Court | \$1,481.50 | \$82,360.50 | \$0.00 | \$83,842.00 |
| Washoe Region Total | | \$64,506.21 | \$1,496,576.43 | \$0.00 | \$1,561,082.64 |
| North Central and South Central Regions | | | | | |
| Fourth Judicial District Court | Adult Drug Court | \$6,937.20 | \$120,739.80 | \$0.00 | \$127,677.00 |
| | Family Preservation Court ^d | \$36,087.86 | \$3,750.00 | \$0.00 | \$39,837.86 |
| | Felony DUI Court | \$0.00 | \$3,000.00 | \$0.00 | \$3,000.00 |
| | Juvenile Drug Court | \$37,912.71 | \$46,262.29 | \$0.00 | \$84,175.00 |
| Fifth Judicial Region | Adult Drug Court-Tonopah & Pahrump | \$24,082.19 | \$100,118.81 | \$0.00 | \$124,201.00 |
| Sixth Judicial District Court | Adult Drug Court | \$15.00 | \$119,109.00 | \$55,415.77 | \$174,539.77 |
| | Family Treatment Court | \$0.00 | \$45,000.00 | -\$32,498.46 | \$12,501.54 |
| | Juvenile Diversion Court | \$0.00 | \$10,000.00 | \$0.00 | \$10,000.00 |
| | Mental Health Court | \$0.00 | \$61,000.00 | -\$22,917.31 | \$38,082.69 |
| Seventh Judicial District Court | Adult Drug Court | \$0.00 | \$98,626.00 | \$0.00 | \$98,626.00 |
| Eleventh Judicial District Court | Adult Drug Court ^d | \$36,036.34 | \$7,531.00 | \$0.00 | \$43,567.34 |
| North/South Central Regions Total | | \$141,071.30 | \$615,136.90 | \$0.00 | \$756,208.20 |
| Clark Region | | | | | |
| Eighth Judicial District Court | Adult Drug Court (ADC, OPEN, TAP, COD) | \$119,755.05 | \$2,043,605.95 | \$0.00 | \$2,163,361.00 |
| | DAAY Court | \$0.00 | \$4,000.00 | \$0.00 | \$4,000.00 |
| | Family Dependency/Child Support Court | \$105,317.46 | \$332,550.54 | -\$87,169.00 | \$350,699.00 |
| | Felony DUI Court | \$14,029.97 | \$164,475.03 | \$127,945.00 | \$306,450.00 |
| | Gambling Treatment Diversion Court | \$250.74 | \$749.26 | \$10,604.00 | \$11,604.00 |
| | Juvenile Drug Court | \$24,421.79 | \$243,993.33 | \$87,169.00 | \$355,584.12 |
| | M.A.T. Re-entry Court | \$711.83 | \$4,288.17 | \$38,429.00 | \$43,429.00 |
| | Mental Health Court | \$49,661.43 | \$1,144,408.57 | -\$176,978.00 | \$1,017,092.00 |
| | Veteran's Treatment Court | \$709.43 | \$214,490.57 | \$0.00 | \$215,200.00 |
| | Breaking the Cycle Court | \$0.00 | \$38,000.00 | \$0.00 | \$38,000.00 |
| Boulder City Municipal Court | A.B.C. Court | \$88.53 | \$27,285.47 | \$0.00 | \$27,374.00 |
| Henderson Municipal Court | Veteran's Treatment Court | \$1,923.75 | \$48,751.25 | \$0.00 | \$50,675.00 |
| Las Vegas Justice Court | Adult Drug Court | \$0.00 | \$220,803.00 | \$0.00 | \$220,803.00 |
| | Adult Drug Co-Occurring Court | \$2,645.95 | \$137,354.05 | \$0.00 | \$140,000.00 |
| | DUI Court- Dept 5a | \$8,434.60 | \$20,592.40 | \$0.00 | \$29,027.00 |
| | DUI Court- Dept 5b | \$7,018.80 | \$22,008.20 | \$0.00 | \$29,027.00 |
| | Mental Health Court | \$14,054.71 | \$15,945.29 | \$0.00 | \$30,000.00 |
| | Misdemeanor Treatment Court | \$0.00 | \$4,000.00 | \$0.00 | \$4,000.00 |
| | Veteran's Treatment Court | \$19,572.85 | \$49,507.15 | \$0.00 | \$69,080.00 |
| Las Vegas Municipal Court | Adult Drug Court (YO) | \$2.16 | \$67,139.84 | \$0.00 | \$67,142.00 |
| | DUI Court | \$43.44 | \$70,351.56 | \$0.00 | \$70,395.00 |
| | HOPE (Habitual Offender) Court | \$88.03 | \$124,034.97 | \$0.00 | \$124,123.00 |
| | Mental Health Court | \$54.96 | \$29,945.04 | \$0.00 | \$30,000.00 |
| | Veteran's Treatment Court | \$0.73 | \$14,999.27 | \$0.00 | \$15,000.00 |
| | Women In Need (WIN) Court | \$0.00 | \$56,954.00 | \$0.00 | \$56,954.00 |
| Laughlin Justice Court | Adult Drug Court | \$14,621.16 | \$19,378.84 | \$0.00 | \$34,000.00 |
| Mesquite Municipal Court | Breaking the Cycle Court | \$782.15 | \$45,617.85 | \$0.00 | \$46,400.00 |
| North Las Vegas Justice Court | Community Court ^d | \$8,551.58 | \$500.00 | \$0.00 | \$9,051.58 |
| Clark Region Total | | \$392,741.10 | \$5,165,729.60 | \$0.00 | \$5,558,470.70 |
| Grand Total Distributions^e | | \$602,518.61 | \$7,915,417.93 | \$0.00 | \$8,517,936.54 |

^a Court counts as listed may not correspond to Table C2 due to community based funding.^b Carry forward is used to fund first-quarter distributions of the following fiscal year.^c Transfers between regional courts and within region courts.^d Received the full first quarter distribution before the carry forward amount was known.^e Does not include a one-time distribution of \$732,576 allocated statewide during the fiscal year.

Source: Nevada Drug Court Case Management System.

Table C2. Summary of Specialty Court Statistics, Fiscal Year 2025.

| Jurisdiction (Page 1 of 2) | Court Type | New Admissions ^a | Graduates | Terminations ^b | Active Cases at Year's End | Drug Free Babies ^c |
|--|------------------------------------|------------------------------------|------------------|----------------------------------|-----------------------------------|--------------------------------------|
| Sierra Region | | | | | | |
| Western Region | Carson Drug Court | 62 | 45 | 6 | 83 | 5 |
| | Carson DUI Court | 10 | 10 | 2 | 26 | 0 |
| | Churchill Drug Court | 23 | 22 | 14 | 29 | 2 |
| | Douglas Drug Court | 12 | 11 | 6 | 17 | 0 |
| | Douglas DUI Court | 6 | 6 | 1 | 12 | 1 |
| | Felony DUI | 0 | 0 | 0 | 15 | 0 |
| | Medicated Assisted Treatment Court | 15 | 14 | 3 | 24 | 1 |
| | Mental Health Court | 6 | 6 | 8 | 10 | 0 |
| | Northern Mineral Drug Court | 5 | 8 | 0 | 9 | 0 |
| | Yerington Drug Court | 19 | 32 | 11 | 25 | 0 |
| First Judicial District Court | Juvenile Drug Court | 9 | 4 | 1 | 8 | 0 |
| Carson City Justice | Adult Misdemeanor Treatment Court | 22 | 16 | 4 | 22 | 0 |
| | Mental Health | 13 | 15 | 6 | 18 | 0 |
| Sierra Region Total | | 202 | 189 | 62 | 298 | 9 |
| Washoe Region | | | | | | |
| Second Judicial District Court | Adult Drug Court | 129 | 65 | 71 | 118 | 1 |
| | Felony DUI Court | 28 | 28 | 8 | 88 | 0 |
| | Medicated Assisted Treatment Court | 25 | 33 | 14 | 38 | 1 |
| | Mental Health Court | 76 | 63 | 43 | 74 | 1 |
| | Prison Re-entry Court | 16 | 12 | 4 | 18 | 3 |
| | Veteran's Treatment Court | 15 | 22 | 4 | 19 | 0 |
| | Young Offender Court | 46 | 29 | 14 | 51 | 0 |
| | | | | | | |
| Reno Justice Court | Community Court | 6 | 5 | 19 | 0 | 0 |
| | Court Assistance Adult Drug Court | 24 | 21 | 35 | 17 | 0 |
| | DUI Court | 20 | 12 | 12 | 19 | 0 |
| | HER Court | 5 | 0 | 0 | 5 | 0 |
| Reno Municipal Court | Community Court | 411 | 84 | 210 | 190 | 0 |
| | Co-occurring Specialty Court | 26 | 11 | 8 | 23 | 1 |
| | Therapeutic Court | 19 | 20 | 5 | 20 | 0 |
| | Veteran's Treatment Court | 26 | 22 | 6 | 29 | 0 |
| | Young Adult Recovery Court | 11 | 2 | 6 | 10 | 0 |
| Sparks Justice Court | Alcohol and Other Drug Court | 20 | 10 | 15 | 13 | 0 |
| Sparks Municipal Court | Alcohol and Other Drug Court | 25 | 21 | 3 | 37 | 0 |
| Washoe Region Total | | 928 | 460 | 477 | 769 | 7 |
| North Central and South Central Regions | | | | | | |
| Fourth Judicial District Court | Adult Drug Court | 27 | 12 | 12 | 34 | 2 |
| | Family Preservation Court | 3 | 0 | 3 | 1 | 0 |
| | Felony DUI Court | 6 | 6 | 1 | 16 | 0 |
| | Juvenile Drug Court | 5 | 0 | 3 | 5 | 0 |
| Seventh Judicial District Court | Adult Drug Court | 8 | 2 | 5 | 19 | 2 |
| Fifth Judicial District Court | Pahrump Adult Drug Court | 57 | 30 | 24 | 72 | 1 |
| | Tonopah Adult Drug Court | 0 | 0 | 0 | 0 | 0 |
| Sixth Judicial District Court | Adult Drug Court | 14 | 14 | 1 | 20 | 0 |
| | Family Treatment Court | 3 | 1 | 10 | 0 | 0 |
| | DUI/Diversion Court | 2 | 0 | 1 | 3 | 0 |
| | Juvenile Drug Court | 30 | 16 | 21 | 5 | 0 |
| | Mental Health Court | 1 | 3 | 0 | 2 | 0 |
| Eleventh Judicial District Court | Lander Adult Drug Court | 11 | 4 | 2 | 11 | 0 |
| | Pershing Adult Drug Court | 15 | 1 | 2 | 17 | 0 |
| North/South Central Regions Total | | 182 | 89 | 85 | 205 | 5 |

^a Includes new admissions and voluntary admissions.

^b Includes terminations, transfers, other outcomes, and participants who died while in the program.

^c Drug free babies as reported from the respective court to the Court Statistics and Analysis Unit.

Source: Nevada Drug Court Case Management System.

Table C2. Summary of Specialty Court Statistics, Fiscal Year 2025.

| Jurisdiction (Page 2 of 2) | Court Type | New Admissions ^a | Graduates | Terminations ^b | Active Cases at Year's End | Drug Free Babies ^c |
|--------------------------------|------------------------------------|--------------------------------|--------------|---------------------------|-------------------------------|----------------------------------|
| Clark Region | | | | | | |
| Eighth Judicial District Court | Adult Drug Court | 217 | 150 | 177 | 291 | 6 |
| | Co-Occurring Court | 31 | 22 | 24 | 59 | 0 |
| | CERT Court | 1 | 0 | 0 | 1 | 0 |
| | DAAY Court | 10 | 18 | 2 | 7 | 0 |
| | Dependency Drug Court | 0 | 0 | 0 | 0 | 0 |
| | Diversion Program (LIMA) | 86 | 30 | 51 | 87 | 0 |
| | EMPOWER Adolescent DV Court | 98 | 35 | 48 | 31 | 0 |
| | FTC-Safe Babies Court | 9 | 37 | 23 | 4 | 10 |
| | Felony DUI Court | 116 | 66 | 45 | 300 | 4 |
| | Juvenile Diversion Court | 0 | 0 | 0 | 0 | 0 |
| | Juvenile Drug Court | 41 | 32 | 36 | 31 | 0 |
| | Gambling Treatment Diversion Court | 3 | 1 | 0 | 6 | 0 |
| | IMPACT | 63 | 48 | 38 | 15 | 0 |
| | MAT Re-Entry Court | 68 | 40 | 26 | 61 | 0 |
| | Mental Health Court | 57 | 45 | 27 | 86 | 0 |
| | NEAT Court | 1 | 0 | 0 | 1 | 0 |
| | OPEN Court | 27 | 0 | 29 | 24 | 0 |
| | TAP (Transitional Age Program) | 32 | 12 | 32 | 56 | 1 |
| | Veteran's Treatment Court | 22 | 16 | 14 | 32 | 0 |
| Boulder City Municipal Cour | Breaking the Cycle Court | 10 | 5 | 5 | 17 | 0 |
| Henderson Municipal Court | A.B.C. Court | 25 | 9 | 12 | 29 | 0 |
| | Veteran's Treatment Court | 16 | 14 | 1 | 29 | 0 |
| Las Vegas Justice Court | Adult Drug Court | 25 | 15 | 20 | 34 | 0 |
| | Adult Drug Co-Occurring Court | 15 | 4 | 14 | 18 | 0 |
| | Community Court CIC - BJA | 15 | 8 | 4 | 14 | 0 |
| | Community Impact Center | 81 | 12 | 45 | 104 | 0 |
| | DUI Court (Department 5a) | 12 | 15 | 1 | 13 | 0 |
| | DUI Court (Department 5b) | 10 | 23 | 2 | 15 | 0 |
| | Mental Health Court | 20 | 12 | 18 | 19 | 0 |
| | Misdemeanor Treatment Court | 21 | 8 | 10 | 28 | 0 |
| | Misdemeanor Treatment Court - BJA | 24 | 16 | 19 | 34 | 0 |
| | Veteran's Treatment Court | 31 | 28 | 9 | 39 | 0 |
| Las Vegas Municipal Court | Adult Drug Court (YO) | 13 | 7 | 6 | 18 | 1 |
| | DUI Court | 25 | 31 | 15 | 20 | 0 |
| | Fresh Start | 59 | 16 | 25 | 64 | 0 |
| | HOPE (Habitual Offender) Court | 11 | 4 | 8 | 16 | 0 |
| | Mental Health Court | 11 | 6 | 9 | 12 | 0 |
| | Veteran's Treatment Court | 31 | 34 | 3 | 32 | 0 |
| Laughlin Justice Court | Women In Need (WIN) Court | 9 | 6 | 7 | 19 | 1 |
| | Adult Drug Court | 0 | 0 | 1 | 11 | 0 |
| Mesquite Municipal Court | Habitual Offender Program | 6 | 5 | 3 | 9 | 0 |
| N. Las Vegas Justice Court | Community Court | 5 | 1 | 0 | 16 | 0 |
| Clark Region Total | | 1,357 | 831 | 809 | 1,702 | 23 |
| All Specialty Courts | | 2,669 | 1,569 | 1,433 | 2,974 | 44 |

^a Includes new admissions and voluntary admissions.

^b Includes terminations, transfers, other outcomes, and participants who died while in the program.

^c Drug free babies as reported from the respective court to the Court Statistics and Analysis Unit.

Source: Nevada Drug Court Case Management System.

Criminal Caseload Glossary

When to Count Filings: Cases are counted by defendants in District Court when the court receives notification of a bind over from a lower court or receives the formal charging document from the District Attorney's Office. Felony and gross misdemeanor filings in Justice Court are counted by defendants when the court receives the formal charging document, generally a complaint or citation. Misdemeanor, civil infraction, and traffic filings in Justice and Municipal Courts are counted by defendants when the court receives the citation or complaint. Cases with multiple charges that span different categories and types are classified by hierarchies that are defined in the *Nevada Courts Statistical Reporting Dictionary* and can be found at <http://nvcourts.gov/>.

Criminal Case Categories: A broad classification category for trial court caseload that includes cases involving the alleged violation of a state law, local ordinance, or federal regulation (traffic only). *[Listed in hierarchal order, felony = highest]*

- **Felony** – Cases heard at District Court, with preliminary hearings at Justice Court, for defendants charged with a violation of state law that is punishable by death or imprisonment in the state prison.
- **Gross Misdemeanor** – Cases heard at District Court, with preliminary hearings at Justice Court, for defendants charged with a violation of state law that involves an offense that does not fit within the definitions of felony, misdemeanor, or traffic cases. Gross misdemeanor offenses are punishable by fine or incarceration or both for no more than \$2,000 or 1 year, respectively (unless the statute in force at the time of commission of such an offense prescribed a different penalty).
- **Misdemeanor (Non-Traffic)** – Cases heard at Justice and Municipal Courts for defendants charged with the violation of state law or local ordinance that involves an offense punishable by fine or incarceration or both for no more than \$1,000 or 6 months, respectively (unless the statute in force at the time of commission of such an offense prescribed a different penalty).
- **Traffic Misdemeanor** – Cases heard at Justice and Municipal Courts for misdemeanor moving and non-moving violations of traffic law or ordinance that do not pertain to parking of a motor vehicle.
- **Civil Infraction** – Cases heard at all courts for civil infraction moving and non-moving violations of statute or ordinance.
- **Parking Violations** – Cases heard at Justice and Municipal Courts for parking of a motor vehicle in violation of a traffic law or ordinance. Can be either misdemeanor or civil infraction level offenses.
- **Appeal from Limited Jurisdiction Court** – Cases heard at District Court in which the court reviews the judgment of a Justice or Municipal Court for a criminal or civil infraction case.

Criminal Case Types: The following case types can be felony, gross misdemeanor, or misdemeanor (non-traffic) criminal case categories, unless otherwise noted. *[Listed in hierarchal order, Crimes Against Persons = highest]*

- **Crimes Against Persons** – A case type in which a defendant is charged with a crime against person(s). Examples include assault with a deadly weapon, rape, kidnapping, murder, manslaughter, and robbery.
- **Domestic Violence** – A case type involving allegations of violence, coercion, or intimidation by a family or household member against another family or household member.
- **Older/Vulnerable Persons Abuse** – A case type involving abusing, neglecting, exploiting, or isolating older or vulnerable persons.
- **Child Abuse and Neglect** – A case type in which a person is charged with willfully exposing, causing, or permitting a child who is less than 18 years of age to suffer unjustifiable physical pain or mental suffering as a result of abuse or neglect. This case type is only reported in felony or gross misdemeanor case categories.
- **Protection Order Violation** – A case type alleging violation of a court order that was issued to help protect an individual from stalking and harassment or to protect minors from harm.
- **Crimes Against Property** – A case type in which a defendant is charged with a crime against property. Examples include grand larceny, burglary, auto theft, arson, forgery, fraud, embezzlement, vandalism, and bad checks.
- **Drugs** – A case type involving illegal possession, sale, use, manufacture, trafficking, or furnishing of drugs.
- **Weapons** – A case type involving violations of regulations or statutes controlling the carrying, using, possessing, furnishing, and manufacturing of deadly weapons or silencers.
- **Public Order** – A case type involving violations of liquor laws, drunkenness, gambling, and prostitution. Some jurisdictions refer to these as “public nuisance” or “quality of life” offenses, or “crimes against society.”
- **Motor Vehicle - DUI** – A case type that involves a charge of driving under the influence of either alcohol or drugs (DUI) or driving while impaired. This case type is only reported in felony or misdemeanor case categories.
- **Motor Vehicle - Reckless Driving** – A case type that involves a charge of driving a motor vehicle in such a way as to willfully or wantonly endanger the safety of others or with disregard for the consequences. This case type is only reported in felony or misdemeanor case categories.
- **Motor Vehicle - Other** – A case type including cases of unknown specificity or cases not attributable to one of the other previously defined motor vehicle case types. This case type is only reported in felony or gross misdemeanor case categories.
- **Other** – A case type including cases of unknown specificity or cases not attributable to one of the other previously defined case categories. Other can be classified as “Other Felony,” “Other Gross Misdemeanor,” and “Other Non-Traffic Misdemeanor.”

Criminal Caseload Glossary (continued)

Pending Cases: Cases requiring disposition or cases that have requests to modify or require enforcement of existing judgments.

- **Active Cases:** Pending cases that have not been classified as inactive.
- **Inactive Cases:** Pending cases administratively classified as inactive due to issues that require resolution (outside the courts' purview) before the adjudication process can be resumed. Examples include court-issued stays, warrants, and diversion.

Reopened Cases: Cases where judgments have been previously entered but have been restored to the pending caseload due to the filing of a request to modify or enforce existing judgments. Cases remanded with correction from appeals are included.

When to Count Dispositions: A criminal case is considered disposed when adjudication for that case occurs. For statistical purposes, adjudication is defined as date of sentencing, date of adjudication, or date all charges are disposed, whichever occurs last. Cases with multiple charges that require multiple types of disposition are only counted as one type and are classified by hierarchies that are defined in the *Nevada Courts Statistical Reporting Dictionary* and can be found at <http://nvcourts.gov/>.

Non-Trial Dispositions: A subtype of case dispositions where the case is resolved without a bench or jury trial.

[Listed in hierarchal order, Other Manner of Disposition = lowest]

- Other Manner of Disposition
- Default Judgment (Civil Infraction Only)
- Uncontested Civil Violation (Civil Infraction Only)
- Bail Forfeiture
- Nolle Prosequi (before trial)
- Transferred (before/during trial)
- Dismissed (before trial)
- Guilty Plea with Sentence (before trial)
- Dismissed (after diversion)
- **Contested Civil Infractions:** A non-trial disposition subclassification where a judicial officer determines whether a person has committed the alleged civil infraction without a bench or jury trial. This subclassification includes:
 - FTA Default Judgment
 - Civil Infraction Dismissed
 - Civil Infraction Committed
- **Preliminary Hearings (Justice Court only):** A non-trial disposition subclassification where the case is determined to be bound over to the district court for adjudication of felony and gross misdemeanor offenses or otherwise resolved without a bench or jury trial in the justice court. This subtype includes:
 - Waiver of Preliminary Hearing
 - Dismissed (during preliminary hearing)
 - Guilty Plea with Sentence (during preliminary hearing)
 - Bindover

Bench Trial Dispositions (District Court): A subtype of case dispositions where the case is resolved with a judicial officer determining both the issues of fact and law in a criminal case. This subtype includes:

- Dismissed (during trial)
- Acquittal
- Guilty Plea with Sentence (during trial)
- Conviction

Jury Trial Dispositions (District Court): A subtype of case dispositions where the case is resolved with an empaneled jury determining the issues of fact and returning a verdict in a criminal case. This subtype includes:

- Dismissed (during trial)
- Acquittal
- Guilty Plea with Sentence (during trial)
- Conviction

Trial Dispositions (Justice and Municipal Courts): A subtype of case dispositions where the case is resolved with a judicial officer or an empaneled jury determining both the issues of fact and law in a criminal case. In Justice Courts, these manners of disposition are only used for misdemeanor charges in felony and gross misdemeanor cases. This subtype includes:

- Dismissed (during trial)
- Acquittal
- Guilty Plea with Sentence (during trial)
- Conviction

Civil Caseload Glossary

When to Count Filings: Cases are counted when a petition or complaint is filed with the court or the court receives a motion.

Civil Case Types: A broad classification category for caseload statistics that includes cases requesting the enforcement or protection of a right and/or the redress or prevention of a wrong, within the jurisdictional limits of the court.

District Court Case Types:

- **Real Property** – Cases that deal with ownership or rights in real property excluding construction defect or negligence; includes unlawful detainer and other landlord/tenant disputes; judicial foreclosure and other title to property issues; condemnation and eminent domain issues; and other real property cases that do not fit in one of the other mentioned subtypes.
- **Torts** – Cases that deal with an injury or wrong committed either against a person or person's property by a party who either did or did not do something they were or were not supposed to do; includes negligence issues for autos, premises, and other negligence issues that do not fit in one of the other mentioned subtypes; includes malpractice issues concerning medical and dental, legal, accounting, and other malpractice issues that do not fit in one of the other mentioned subtypes; and includes product liability, intentional misconduct, employment, insurance, and other tort case issues that do not fit in one of the other mentioned subtypes.
- **Probate** – Cases that deal with the probate of a will, trust, or estate of a deceased person; includes summary administration, general administration, special administration, set aside, probate trust, and other probate cases that do not fit in one of the other mentioned subtypes.
- **Construction Defect** – Cases that deal with defects in construction; includes matters that involve NRS Chapter 40 and other construction defect issues.
- **Contract** – Cases that deal with an alleged failure to perform any promise that forms the whole or part of a contract; includes uniform commercial code, building and construction, insurance carrier, commercial instrument, collection of accounts, employment, and other contract matters that do not fit in one of the other mentioned subtypes.
- **Judicial Review/Appeal** – Cases that deal with the judicial review of decisions by administrative agencies, lower courts, and other matters; includes review of foreclosure mediation, petition to seal records, mental competency, and administrative agency appeals concerning the department of motor vehicles, worker's compensation, and other Nevada state agencies, as well as appeals from lower courts and other judicial review/appeal matters that do not fit in one of the other mentioned subtypes.
- **Civil Writs** – Cases that deal with any order requiring performance or adherence of performance of an act not associated with an existing case and whereby no other legal remedy exists; includes writs of habeas corpus, mandamus, quo warranto, prohibition, and other civil writs that do not fit in one of the other mentioned subtypes.
- **Other Civil** – Cases that deal with compromise of minor's claim, foreign judgment, and all other civil matters that do not fit in one of the above case types.

Justice and Municipal Court Case Types:

- **Real Property** – Cases that deal with ownership or rights in real property excluding construction defect or negligence; includes summary eviction, unlawful detainer, and other real property cases that do not fit in one of the other mentioned subtypes.
- **Torts** – Cases that deal with an injury or wrong committed either against a person or person's property by a party who either did or did not do something they were or were not supposed to do; includes negligence issues for autos, premises, and other negligence issues that do not fit in one of the other mentioned subtypes; and includes intentional misconduct and other tort case issues that do not fit in one of the other mentioned subtypes.
- **Contract** – Cases that deal with an alleged failure to perform any promise that forms the whole or part of a contract; includes seller plaintiff issues concerning collection of credit card debt and payday loan debt, debt collection agency matters, or other debt collection matters that do not fit in one of the other mentioned subtypes; and includes contract buyer plaintiff and other contract matters that do not fit in one of the other mentioned subtypes.
- **Contested Liens** – Cases that deal with the validity of liens or requests the enforcement of liens.
- **Petition to Seal Records** – Cases requesting the court to seal records of a previous court case or other matters under the court's jurisdiction (criminal, civil, or administrative matters).
- **Other Civil** – Cases that deal with all other civil matters that do not fit in one of the above case types.
- **Small Claims** – Cases that deal with recovery of money only, where the amount does not exceed the jurisdictional limit (currently \$10,000), and the defendant named is currently a resident, does business in, or is employed in the township where the court is located. Small claims are heard in Justice Court only.
- **Protection Orders** – Cases that deal with requests for temporary order for protection against domestic violence, harassment in the workplace, sexual assault, stalking, or threat to life, and high-risk behavior. Heard in Justice Court only. Includes:
 - Request for Domestic Violence Protection Order
 - Request for Protection Order (Non-Domestic Violence)
 - Request for High-Risk Protection Order

Civil Caseload Glossary (continued)

Pending Cases: Cases requiring disposition or cases that have requests to modify or require enforcement of existing judgments.

- **Active Cases:** Pending cases that have not been classified as inactive.
- **Inactive Cases:** Pending cases administratively classified as inactive due to issues that require resolution (outside the courts' purview) before the adjudication process can be resumed, typically due to court-issued stays.

Reopened Cases: Cases where judgments have been previously entered but have been restored to the pending caseload due to the filing of a request to modify or enforce existing judgments. Cases remanded with correction from appeals are included.

When to Count Dispositions: A civil case is considered disposed when adjudication of the matter occurs. For statistical purposes, adjudication is defined as the date judgment is entered. Cases where multiple claims or parties are adjudicated are only reported as one type, determined by the court of record.

Non-Trial Dispositions (All Jurisdictions, Non- Protection Orders): A subtype of case dispositions where the case is resolved without a bench or jury trial. This subtype includes:

- Other Manner of Disposition
- Voluntary Dismissal
- Involuntary Dismissal
- Transferred (before trial)
- Judgment on Arbitration
- Stipulated Dismissal
- Stipulated Judgment
- Default Judgment
- Motion to Dismiss by the Defendant(s)
- Summary Judgment

Non-Trial Dispositions (Justice Court, Protection Orders Only): A subtype of case dispositions where the case is resolved without a bench or jury trial. This subtype includes:

- Voluntary Dismissal
- Involuntary Dismissal
- Transferred (before trial)
- Denied without Hearing
- Granted without Hearing
- Denied with Hearing
- Granted with Hearing

Bench Trial Dispositions (District Court): A subtype of case dispositions where the case is resolved when a judicial officer hears a trial of matter or cause to determine both the issues of fact and law in a civil case. This subtype includes:

- Disposed After Trial Start (bench trial)
- Judgment Reached (bench trial)

Jury Trial Dispositions (District Court): A subtype of case dispositions where the case is resolved with an empaneled jury to hear a trial of matter or cause in a civil case. This subtype includes:

- Disposed After Trial Start (jury trial)
- Verdict Reached

Trial Dispositions (Justice and Municipal Courts): A subtype of case dispositions where the case is resolved with a judicial officer or an empaneled jury to hear a trial of matter or cause in a civil case. This subtype includes:

- Disposed After Trial Start (bench trial)
- Judgment Reached (bench trial)
- Disposed After Trial Start (jury trial)
- Verdict Reached

Family Caseload Glossary

When to Count Filings: Cases are counted when the court receives an originating petition, request, or complaint.

Family Case Types: A broad classification category for caseloads involving domestic or family-related matters (excluding juvenile-related) in District Courts; the processing of which follows Nevada statutes, court rules, local regulations, and federal regulations.

- **Marriage Dissolution** – Cases that involve divorce, annulment, or separate maintenance, as well as all issues concerning custody, support, and visitation resulting from the dissolution of the relationship.
- **Paternity** – Cases that involve paternity issues as defined by Nevada statute.
- **Custody (Non-Divorce)** – Cases that involve individual requests where the court makes a determination regarding the control or care of a child.
- **IV-D - UIFSA (Uniform Interstate Family Support Act)** – Cases that require maintenance, under Title IV-D of the Social Security Act of 1973, of a spouse or child when one party resides in another state.
- **IV-D Intrastate (Non-Divorce)** – Cases that require maintenance, under Title IV-D of the Social Security Act of 1973, of a spouse or child when both parties reside in Nevada.
- **Other Support (Non-Divorce)** – Cases of unknown specificity or cases not attributable to one of the other previously defined support case categories.
- **Visitation (Non-Divorce)** – Cases that involve individual requests that a court schedule the time an individual will spend with the minor children.
- **State Initiated (TPR) Petition** – Cases that are initiated by a state agency requesting that the court terminate the legal relationship of parent and child.
- **Other (TPR) Petition** – Cases that are initiated by a parent/guardian of a child requesting that the court terminate an existing legal relationship of parent and child.
- **Adoptions** – Cases that involve a request for the establishment of a new, permanent relationship of parent and child between persons not having that relationship naturally.
- **Requests for Domestic Violence Protection Orders** – Cases for temporary order for protection when sufficient evidence exists that there has been domestic violence, or the threat of domestic violence exists.
- **Requests for High-Risk Protection Orders** – Cases for temporary order for protection against high-risk behavior alleging that a person poses an imminent risk of causing personal injury by possessing, controlling, or purchasing a firearm or other deadly weapon, and less restrictive options have been exhausted or are not effective.
- **Other Domestic Relations Case** – Cases that involve a domestic relations issue that does not fit in one of the other family case types. Examples include name change or permission to marry.
- **Mental Health Cases** – Cases that deal with legal determination as to whether an individual is mentally ill or incompetent and should be placed or remain under care, custody, or treatment.
- **Guardianship** – Cases that deal with guardianship issues involving adults, minors, or trusts.

Pending Cases: Cases requiring disposition or cases that have requests to modify or require enforcement of existing judgments.

- **Active Cases:** Pending cases that have not been classified as inactive.
- **Inactive Cases:** Pending cases administratively classified as inactive due to issues that require resolution (outside the courts' purview) before the adjudication process can be resumed, typically due to court-issued stays.

Reopened Cases: Cases where judgments have been previously entered but have been restored to the pending caseload due to the filing of a request to modify or enforce existing judgments. Cases remanded with correction from appeals are included.

When to Count Dispositions: A family case is considered disposed when the decision is handed down and/or the final order is filed, whichever occurs first. Cases that require multiple types of adjudication are only counted as one type and are classified by hierarchies that are defined in the *Nevada Courts Statistical Reporting Dictionary* and can be found at <http://nvcourts.gov/>.

Non-Trial Dispositions: A subtype of case dispositions where the case is resolved without a (bench) trial. This subtype includes:

- Other Manner of Disposition
- Voluntary Dismissals
- Involuntary Dismissals
- Transferred
- Default Judgments
- Adjudicated Without Judicial Conference or Hearing
- Adjudicated With Judicial Conference or Hearing
- Adjudicated by Alternative Dispute Resolution (ADR)

Family Caseload Glossary (continued)

Trial Decisions: A subtype of case dispositions where the case is resolved with a judicial officer determining both the issues of fact and law in a family case. This subtype includes:

- Disposed After Trial Start
- Judgment Reached

Protection Order Dispositions: A subtype of case dispositions where the case is resolved without a bench or jury trial. This subtype includes:

- Voluntary Dismissal
- Involuntary Dismissal
- Transferred (before trial)
- Denied without Hearing
- Granted without Hearing
- Denied with Hearing
- Granted with Hearing

Juvenile Caseload Glossary

When to Count Filings: Cases are counted when the court receives the petition or citation. For delinquency petitions, cases with multiple charges that span different case types are classified by hierarchies that are defined in the *Nevada Courts Statistical Reporting Dictionary* and can be found at <http://nvcourts.gov/>.

Juvenile Case Types: A broad classification category for caseloads involving juveniles in District Courts (or their designated court), the processing of which follows Nevada statutes, local regulations, and federal regulations for handling matters pertaining to individuals who are defined as juveniles.

- **Delinquency Petitions** – Cases that include a behavior that would be a crime if committed by an adult. Delinquency is characterized by five case types:
 - **Person** – Cases involving murder/manslaughter, sexual assault (including rape and sexual battery), robbery, and assault.
 - **Property** – Cases involving burglary, larceny, auto theft, arson, forgery and counterfeiting, fraud, embezzlement, stolen property (buying or receiving), and vandalism.
 - **Drug** – Cases involving the illegal possession, sale, use, or manufacture of drugs.
 - **Public Order** – Cases involving violations of liquor laws, public drunkenness, disorderly conduct, gambling, prostitution, and other vice. Some jurisdictions refer to these as “public nuisance” or “quality of life” offenses, or “crimes against society.”
 - **Other Delinquency** – Cases of unknown specificity or cases not attributable to one of the other previously defined delinquency case categories.
 - **Juvenile Traffic and Civil Infraction**– Cases involving traffic or civil infraction violations of state laws, local ordinances, or federal regulation. <NOTE THAT THESE ARE NOT IN THE APPENDIX FILE THIS YEAR>
- **Status Petitions** – Cases that include petitions involving a juvenile in need of supervision. The juvenile may require guidance, treatment, or rehabilitation because of habitual truancy, habitual disobedience, being ungovernable, or behavior that is injurious or dangerous to others.
- **Child Abuse/Neglect Petitions** – Cases where the behavior of someone other than the juvenile causes the court to concern itself with the well-being of the juvenile. Adults charged with abuse or neglect are counted in the appropriate criminal category.
- **Dependent (no fault)** – Cases alleging one or more of the grounds for dependency without specifically faulting the parent(s) or guardian.
- **Other Dependency/Child Victim** – Cases of unknown specificity or cases not attributable to one of the other previously defined Dependency/Child Victim case categories.
- **Miscellaneous Petitions** – Cases heard at District Court that involve juvenile cases that do not fit in one of the other juvenile categories. An example is Petition for Emancipation.
- **Juvenile Protection Order** – Cases for temporary order for protection where the adverse party is a juvenile.

Juvenile-Related Proceeding: A broad classification category for trial court caseload inventory that include juvenile-related proceedings that are not considered cases. Juvenile related proceedings are related to an already filed (counted) case or one that will not result in an official case filing.

- **Informal Hearing** – Any hearing by a judicial officer in which no formal charge has been filed with the court.
- **Detention Hearing** – Any hearing requesting a juvenile to be held in detention, or continued to be held in detention, pending further court action within the same or another jurisdiction.
- **Extradition Hearing** – Any hearing in which evidence is presented so that the court can determine if a juvenile should be surrendered to another state jurisdiction.
- **Protective Custody Hearing** – Any hearing held to determine if the risk to a child is great enough to warrant removal, or continued removal, from their custodian.

Pending Cases: Cases requiring disposition or cases that have requests to modify or require enforcement of existing judgments.

- **Active Cases:** Pending cases that have not been classified as inactive.
- **Inactive Cases:** Pending cases administratively classified as inactive due to issues that require resolution (outside the courts’ purview) before the adjudication process can be resumed. Examples include court-issued stays, warrants, and diversion.

Reopened Cases: Cases where judgments have been previously entered but have been restored to the pending caseload due to the filing of a request to modify or enforce existing judgments. Cases remanded with correction from appeals are included.

Juvenile Caseload Glossary (continued)

When to Count Dispositions: A juvenile case is considered disposed when adjudication of the matter occurs. Cases that require multiple types of adjudication are only counted as one type and are classified by hierarchies that are defined in the *Nevada Courts Statistical Reporting Dictionary* and can be found at <http://nvcourts.gov/>.

Non-Trial Dispositions: A subtype of case dispositions where the case is resolved without a (bench) trial.

[Listed in hierarchical order, Other Manner of Disposition = lowest]

- Other Manner of Disposition
- Default Judgment (Civil Infraction Only)
- Uncontested Civil Violation (Civil Infraction Only)
- Bail Forfeiture
- Non-Adjudicated/Dismissal/Nolle Prosequi
- Waiver/Certify/Transfer to Adult Court
- Transferred to Another Juvenile Court (before/during trial)
- Dismissed (before trial)
- Adjudicated by Default (Status Petitions and Dependency Matters only)
- Adjudicated by Guilty Plea/Admission/Stipulation
- Dismissed (after diversion)
- Disposed by Alternative Dispute Resolution (ADR)
- **Contested Civil Infractions:** A non-trial disposition subclassification where a judicial officer determines whether a person has committed the alleged civil infraction without a bench or jury trial. This subclassification includes:
 - FTA Default Judgment
 - Civil Infraction Dismissed
 - Civil Infraction Committed

Adjudicated After Evidentiary Hearing/Bench Trial: A subtype of case dispositions where the case is resolved with a judicial officer determining both the issues of fact and law in a juvenile case through a (bench) trial or evidentiary hearing. This subtype includes:

- Dismissed (during trial)
- Acquittal
- Guilty Plea/Admit with Sentence (during trial)
- Conviction/ Offense Committed

Protection Order Dispositions: A subtype of case dispositions where the case is resolved without a bench or jury trial. This subtype includes:

- Voluntary Dismissal
- Involuntary Dismissal
- Transferred (before trial)
- Denied without Hearing
- Granted without Hearing
- Denied with Hearing
- Granted with Hearing

Juvenile Traffic Caseload Glossary

When to Count Filings: Cases are counted when the court receives the citation.

Juvenile Traffic Case Type: Cases that involve any matter that originates in the court as a traffic or civil infraction citation involving a juvenile that is classified as a misdemeanor or civil infraction violation for an adult.

Pending Cases: Cases requiring disposition or cases that have requests to modify or require enforcement of existing judgments.

- **Active Cases:** Pending cases that have not been classified as inactive.
- **Inactive Cases:** Pending cases administratively classified as inactive due to issues that require resolution (outside the courts' purview) before the adjudication process can be resumed. Examples include court-issued stays, warrants, and diversion.

Reopened Cases: Cases where judgments have been previously entered but have been restored to the pending caseload due to the filing of a request to modify or enforce existing judgments. Cases remanded with correction from appeals are included.

When to Count Dispositions: A juvenile case is considered disposed when adjudication of the matter occurs. Cases that require multiple types of adjudication are only counted as one type and are classified by hierarchies that are defined in the *Nevada Courts Statistical Reporting Dictionary* and can be found at <http://nvcourts.gov/>.

Non-Trial Dispositions: A subtype of case dispositions where the case is resolved without a bench or jury trial.

[Listed in hierarchal order, Other Manner of Disposition = lowest]

- Other Manner of Disposition
- Default Judgment (Civil Infraction Only)
- Uncontested Civil Violation (Civil Infraction Only)
- Bail Forfeiture
- Nolle Prosequi (before trial)
- Transferred to Another Juvenile Court (before/during trial)
- Dismissed (before trial)
- Guilty Plea /Admit with Sentence (before trial)
- Dismissed (after diversion)
- **Contested Civil Infractions:** A non-trial disposition subclassification where a judicial officer determines whether a person has committed the alleged civil infraction without a bench or jury trial. This subclassification includes:
 - FTA Default Judgment
 - Civil Infraction Dismissed
 - Civil Infraction Committed

Bench Trial Dispositions: A subtype of case dispositions where the case is resolved with a judicial officer determining both the issues of fact and law in a traffic case. This subtype includes:

- Dismissed (during trial)
- Acquittal
- Guilty Plea with Sentence (during trial)
- Conviction