

EIGHTH JUDICIAL DISTRICT



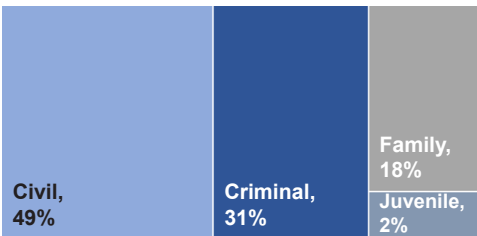
Regional Justice Center

EIGHTH JUDICIAL DISTRICT CASELOAD FILINGS AND DISPOSITIONS Fiscal Year 2023^a

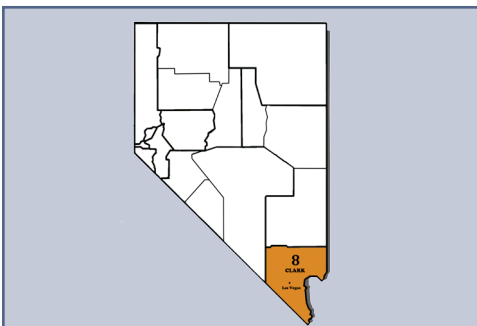
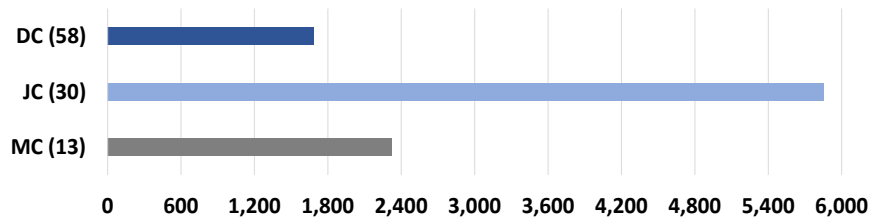
Court	Non-Traffic Cases					Traffic and Parking Cases ^b					
	Criminal Cases ^c	Civil Cases	Family Cases ^d	Juvenile Cases ^d	Total Non-Traf.	Total Disp.	Misd. Cases	Infraction Cases	Parking Cases	Total Traffic	Total Disp.
Clark County DC	13,268	24,583	54,345	5,741	97,937	96,004	(b)	(b)	(b)	(b)	(b)
Boulder Justice Court	121	275	-	-	396	402	587	568	3	1,158	1,798 ^f
Bunkerville Justice Court	15	9	-	-	24	68 ^f	398	247	2	647	1,778 ^f
Goodsprings Justice Court	315	42	-	-	357	630 ^f	4,505	2,589	55	7,149	16,545 ^f
Henderson Justice Court	1,956	11,439	-	-	13,395	12,521	1,624	934	23	2,581	2,306
Las Vegas Justice Court	45,438	99,664	-	-	145,102	136,282	82,793 ^g	42,365 ^g	1,455 ^g	126,613 ^g	49,286 ^e
Laughlin Justice Court	493	367	-	-	860	1,078 ^f	2,706	1,372	230	4,308	4,301 ^f
Mesquite Justice Court	215	276	-	-	491	511	1	2	0	3	6 ^f
Moapa Justice Court	77	9	-	-	86	77	1,020	436	4	1,460	1,561
Moapa Valley JC	119	62	-	-	181	187	720	484	79	1,283	1,234
North Las Vegas JC	2,548	12,116	-	-	14,664	11,912	379	189	0	568	737 ^f
Searchlight Justice Court	78	19	-	-	97	133 ^f	3,041	1,307	6	4,354	6,201 ^f
Boulder Municipal Court	404	1	-	-	405	425	876	155	71	1,102	1,708 ^f
Henderson MC	5,577	118	-	-	5,695	5,903 ^f	11,743	4,024	898	16,665	14,300
Las Vegas MC	18,159 ^e	875	-	-	19,034 ^e	14,401 ^e	43,852 ^{e,h}	0 ^h	239 ^e	44,091 ^e	38,166 ^e
Mesquite Municipal Court	780	5	-	-	785	634	797	331	96	1,224	1,071
North Las Vegas MC	4,161	131	-	-	4,292	3,968	11,808	6,249	83	18,140	16,825
TOTAL	93,724^e	149,991	54,345	5,741	303,801^e	285,136^e	166,850^e	61,252	3,244^e	231,346^e	157,823^e

^a Statistics include reopened cases.
^b Civil Infraction reporting began January 2023 and may include non-traffic infractions. Includes juvenile traffic statistics that are handled and reported by limited jurisdiction courts.
^c Criminal includes felony, gross misdemeanor, non-traffic misdemeanor, and criminal appeals (District Court only) filings.
^d Family and juvenile case types only heard in District Courts.
^e Estimated. For greater detail see footnotes on Tables B5 and B7 in the Annual Report Appendix file at nvcourts.nv.gov.
^f Includes administrative case closures.
^g Reopened (cases) not reported or under-reported.
^h Civil infraction information may be included in the Traffic, Misdemeanor case type.

NON-TRAFFIC CASE DISTRIBUTION



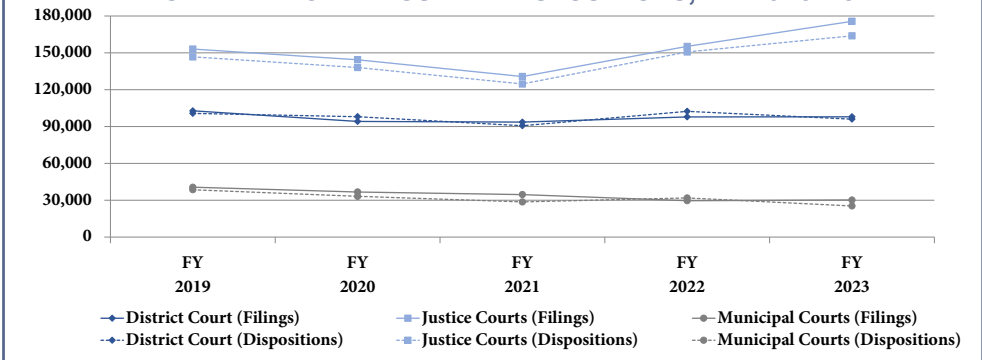
NON-TRAFFIC TOTAL CASES PER JUDGE



District Demographics

Population: 2,338,127^a
 Geographic Size: 7,891 sq. mi.^b
 Population Density: 296/sq. mi.
 Most Populous Township: Las Vegas
^a Source: Nevada State Demographer
^b Source: U.S. Census Bureau

EIGHTH JUDICIAL DISTRICT NON-TRAFFIC FILINGS AND DISPOSITIONS, FY 2019-23



QUICK FACTS | **79%** OF STATEWIDE NON-TRAFFIC CASELOAD
73% OF STATEWIDE TRAFFIC CASELOAD