

# ELEVENTH JUDICIAL DISTRICT

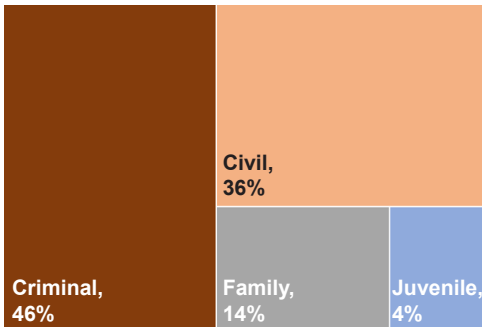


## ELEVENTH JUDICIAL DISTRICT CASELOAD FILINGS AND DISPOSITIONS Fiscal Year 2022

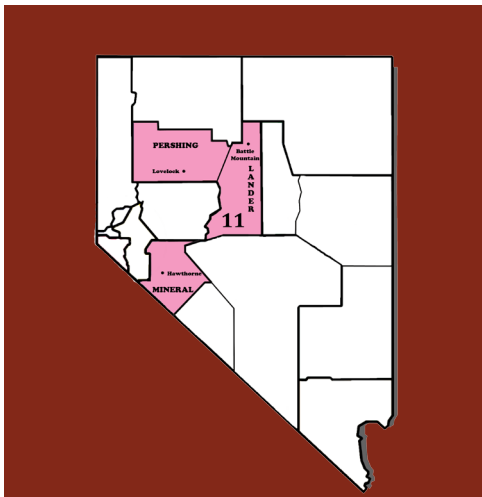
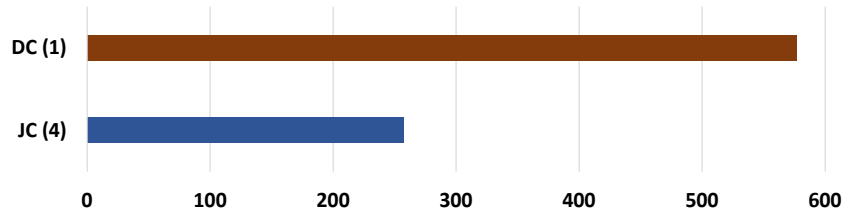
Court	Criminal Filings <sup>a</sup>	Civil Filings	Family Filings <sup>b</sup>	Juvenile Filings <sup>b</sup>	Reopened Cases	Total Cases	Total Disposed	Disp. Rate	Traffic and Parking <sup>c</sup>		
									Cases	Disposed	Disp. Rate
Lander County District Court	10	52	87	11	29	189	147	78%	2	3	150%
Mineral County District Court	38	49	35	13	35	170	143	84%	10	12	120%
Pershing County District Court	17	84	43	34	40	218	258 <sup>d</sup>	118%	2	3	150%
Argenta Justice Court	129	102	-	-	16	247	263 <sup>d</sup>	106%	186	278 <sup>d</sup>	149%
Austin Justice Court	8	6	-	-	0	14	112 <sup>d</sup>	800%	756	794	105%
Hawthorne Justice Court	331	96	-	-	49	476	727 <sup>d</sup>	153%	2,690	2,265	84%
Lake Justice Court	172	119	-	-	0	291	343 <sup>d</sup>	118%	376	475 <sup>d</sup>	126%
<b>TOTAL</b>	<b>705</b>	<b>508</b>	<b>165</b>	<b>58</b>	<b>169</b>	<b>1,605</b>	<b>1,993</b>	<b>124%</b>	<b>4,022</b>	<b>3,830</b>	<b>95%</b>

- <sup>a</sup> Criminal includes felony, gross misdemeanor, non-traffic misdemeanor, and criminal appeal (District Court only) filings.
- <sup>b</sup> Family and Juvenile case types only heard in District Courts.
- <sup>c</sup> Traffic and Parking includes juvenile traffic statistics.
- <sup>d</sup> Includes administrative closures.

### NON-TRAFFIC CASE DISTRIBUTION



### NON-TRAFFIC TOTAL CASES PER JUDGE

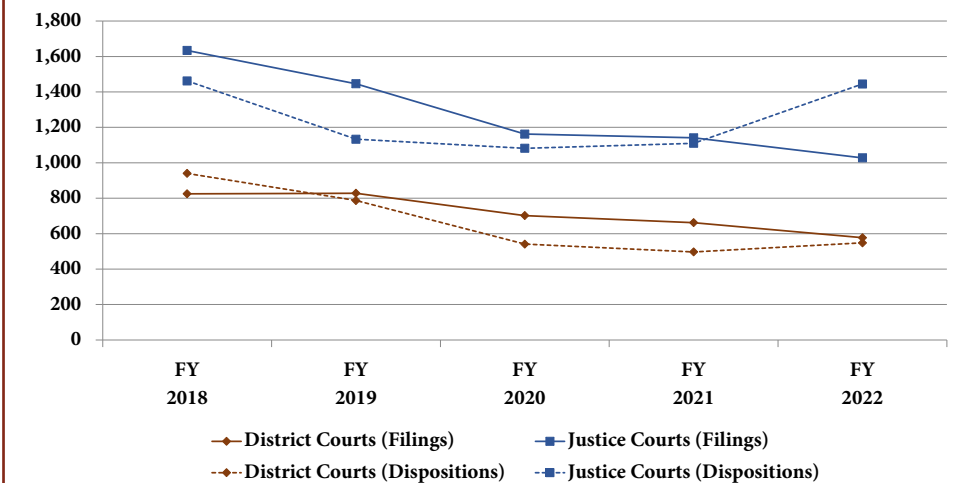


### District Demographics

Population: 18,005<sup>a</sup>  
 Geographic Size: 15,280 sq. mi.<sup>b</sup>  
 Population Density: 1/sq. mi.  
 Most Populous Township: Lake

<sup>a</sup> Source: Nevada State Demographer  
<sup>b</sup> Source: U.S. Census Bureau

### ELEVENTH JUDICIAL DISTRICT NON-TRAFFIC CASES AND DISPOSITIONS FISCAL YEARS 2018-22



**QUICK FACTS** | **<1%** OF STATEWIDE NON-TRAFFIC CASELOAD  
**1%** OF STATEWIDE TRAFFIC CASELOAD