


SEVENTH JUDICIAL DISTRICT

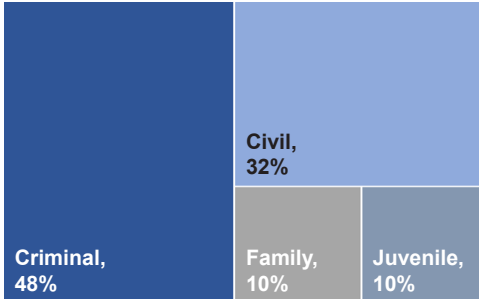


SEVENTH JUDICIAL DISTRICT CASELOAD FILINGS AND DISPOSITIONS Fiscal Year 2023^a

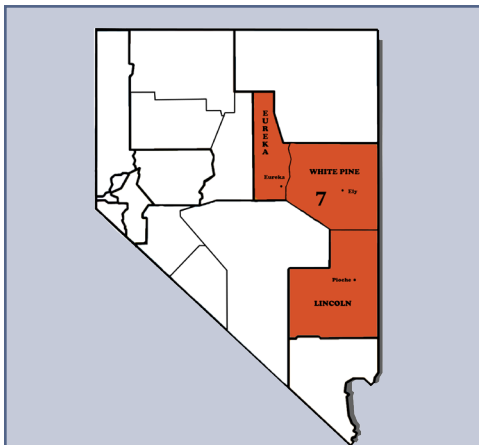
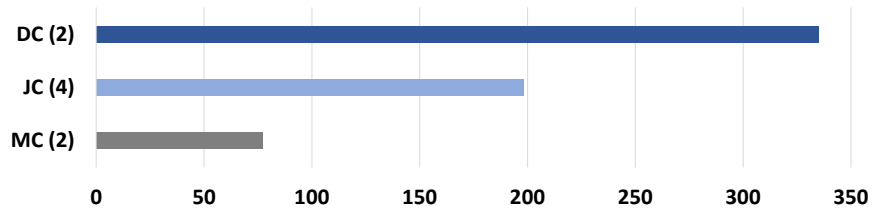
Court	Non-Traffic Cases					Traffic and Parking Cases ^b					
	Criminal Cases ^c	Civil Cases	Family Cases ^d	Juvenile Cases ^d	Total Non-Traf.	Total Disp.	Misd. Cases	Infraction Cases	Parking Cases	Total Traffic	Total Disp.
Eureka County District Court	5	24	10	5	44	27	(b)	(b)	(b)	(b)	(b)
Lincoln County District Court	48	38	22	9	117	65	(b)	(b)	(b)	(b)	(b)
White Pine County DC	130	99	135 ^f	145	509 ^f	485	(b)	(b)	(b)	(b)	(b)
Ely Justice Court	279	250	-	-	529	511	822	386	6	1,214	1,054
Eureka Justice Court	51	38	-	-	89	84	375	294	0	669	1,061 ^g
Meadow Valley Justice Court	65	41	-	-	106	82	456	180	0	636	628
Pahrnagat Valley JC	41	25	-	-	66	61	1,182	777	0	1,959	2,049 ^g
Caliente Municipal Court	5	0	-	-	5	0	0	0	0	0	0
Ely Municipal Court	149	0	-	-	149	141	202	94	10	306	303
TOTAL	773	515	167	159	1,614	1,456	3,037	1,731	16	4,784	5,095

- ^a Statistics include reopened cases.
- ^b Civil Infraction reporting began January 2023 and may include non-traffic infractions. Includes juvenile traffic statistics that are handled and reported by limited jurisdiction courts.
- ^c Criminal includes felony, gross misdemeanor, non-traffic misdemeanor, and criminal appeals (District Court only) filings.
- ^d Family and juvenile case types only heard in District Courts.
- ^f High-risk protection orders not reported or incomplete.
- ^g Includes administrative case closures.

NON-TRAFFIC CASE DISTRIBUTION



NON-TRAFFIC TOTAL CASES PER JUDGE

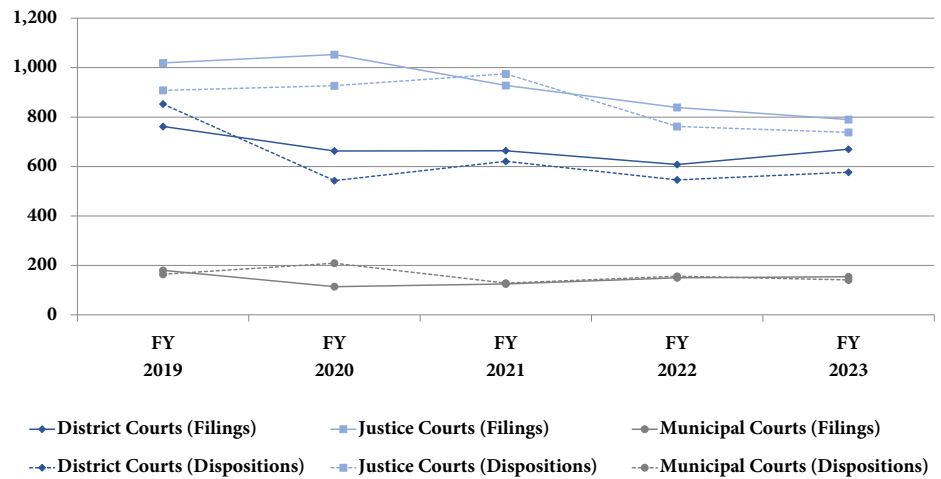


District Demographics

Population: 16,819^a
 Geographic Size: 23,685 sq. mi.^b
 Population Density: <1/sq. mi.
 Most Populous Township: Ely

^a Source: Nevada State Demographer
^b Source: U.S. Census Bureau

SEVENTH JUDICIAL DISTRICT NON-TRAFFIC FILINGS AND DISPOSITIONS FISCAL YEARS 2019-23



**QUICK
FACTS**

<1% OF STATEWIDE NON-TRAFFIC CASELOAD
1% OF STATEWIDE TRAFFIC CASELOAD