


FIRST JUDICIAL DISTRICT

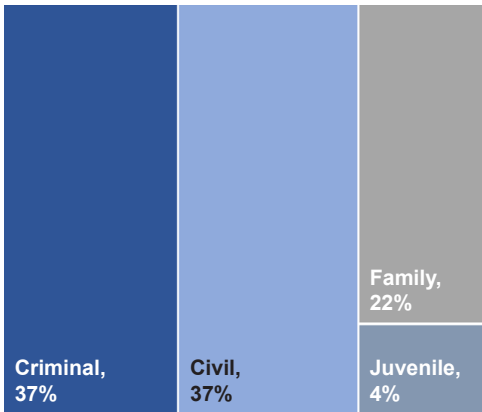


FIRST JUDICIAL DISTRICT CASELOAD FILINGS AND DISPOSITIONS Fiscal Year 2023^a

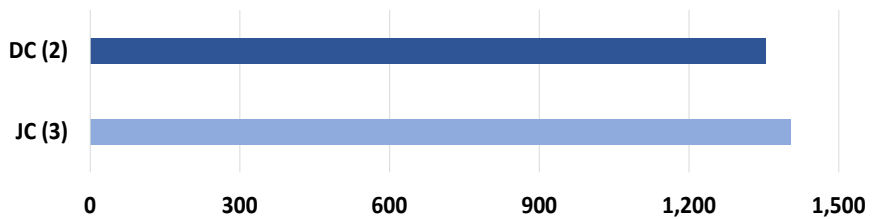
Court	Non-Traffic Cases					Traffic and Parking Cases ^b					
	Criminal Cases ^c	Civil Cases	Family Cases ^d	Juvenile Cases ^d	Total Non-Traf.	Total Disp.	Misd. Cases	Infraction Cases	Parking Cases	Total Traffic	Total Disp.
Carson City District Court	475	440	1,462	271	2,648	2,389	154 ^f	0 ^f	-	154	125
Storey County District Court	2	33	23	0	58	30	1	0	-	1	1
Carson City Justice Court ^g	1,854	2,047	-	-	3,901	3,062	5,635	2,786	285	8,706	8,388
Virginia City Justice Court	247	61	-	-	308	214	982	864	99	1,945	1,542
TOTAL	2,578	2,581	1,485	271	6,915	5,695	6,772	3,650	384	10,806	10,056

- ^a Statistics include reopened cases.
- ^b Civil Infraction reporting began January 2023 and may include non-traffic infractions. Includes juvenile traffic statistics. District Courts do not report parking cases.
- ^c Criminal includes felony, gross misdemeanor, non-traffic misdemeanor, and criminal appeals (District Court only) filings.
- ^d Family and juvenile case types only heard in District Courts.
- ^f Civil infraction information may be included in the Traffic, Misdemeanor case type.
- ^g Carson City is a consolidated municipality and the Justice Court includes Municipal Court information.

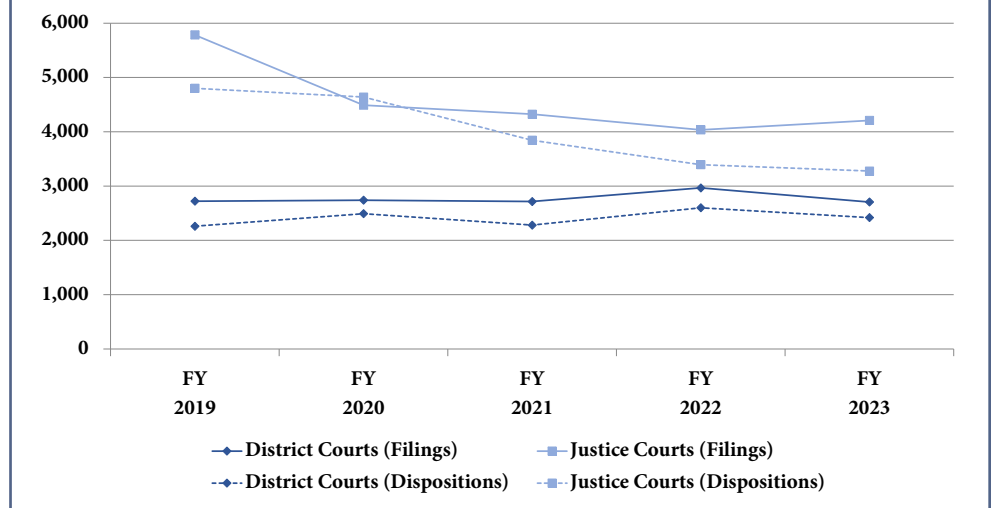
NON-TRAFFIC CASE DISTRIBUTION



NON-TRAFFIC TOTAL CASES PER JUDGE



FIRST JUDICIAL DISTRICT NON-TRAFFIC FILINGS AND DISPOSITIONS FISCAL YEARS 2019-23



District Demographics

Population: 62,741^a
 Geographic Size: 408 sq. mi.^b
 Population Density: 154/sq. mi.
 Most Populous Township: Carson City

^a Source: Nevada State Demographer
^b Source: U.S. Census Bureau

QUICK FACTS | **2%** OF STATEWIDE NON-TRAFFIC CASELOAD
3% OF STATEWIDE TRAFFIC CASELOAD