



ANNUAL REPORT
of the
NEVADA JUDICIARY

Fiscal Year 2020
Appendix Tables

Table of Contents

Figures and Summary Information:

Figure 1:	Filings by Case Type, by Jurisdictional Level, Fiscal Years 2011-20	Page 1
Figure 2:	Non-Traffic Distributions, by Jurisdictional Level, Fiscal Years 2011-20	Page 1
Figure 3:	Non-Traffic Criminal Cases by USJR Classification, Fiscal Year 2020	Page 2
Figure 4:	Non-Criminal Case Distribution by USJR Classification, Fiscal Year 2020	Page 2
Figure 5:	Non-Traffic Filings per Judicial Position, Fiscal Year 2020	Page 3
Figure 6:	District Courts, Quarterly Analysis, Fiscal Years 2016-20	Page 4
Figure 7:	Justice and Municipal Courts, Quarterly Analysis, Fiscal Years 2016-20	Page 5
Table 1:	Summary of Population, Judicial Positions, and Cases Processed by Court	Page 6

Aggregate Comparison Tables, Fiscal Years 2019-20:

Table A1:	District Court Criminal and Civil Cases	Page 8
Table A2:	District Court Family and Juvenile Cases	Page 9
Table A3:	District Court Juvenile Traffic Cases Filed and Disposed	Page 10
Table A4:	Justice Court Non-Traffic Cases Filed and Disposed	Page 11
Table A5:	Justice Court Traffic Cases Filed and Disposed	Page 12
Table A6:	Municipal Court Non-Traffic Cases Filed and Disposed	Page 13
Table A7:	Municipal Court Traffic Cases Filed and Disposed	Page 14

Fiscal Year 2020 Caseload Statistics:

Table B1-1:	District Court: Criminal Caseload, Aggregates	Page 15
Table B1-2:	District Court: Criminal Caseload, Case Types: Felony	Page 17
	Gross Misdemeanor	Page 20
Table B2-1:	District Court: Civil Caseload, Aggregates	Page 23
Table B2-2:	District Court: Civil Caseload, Case Types: Real Property and Tort	Page 26
	Probate, Construction Defect, and Contract	Page 29
	Judicial Review/Appeal, Civil Writ, and Other Civil	Page 32
Table B3:	District Court: Family Caseload	Page 35
Table B4:	District Court: Juvenile Non-Traffic Caseload	Page 38
Table B5-1:	Justice Court: Criminal Caseload, Aggregate	Page 41
Table B5-2:	Justice Court: Criminal Caseload, Case Types: Felony	Page 45
	Gross Misdemeanor	Page 51
	Misdemeanor	Page 57
Table B6-1:	Justice Court: Civil Caseload, Aggregate	Page 63
Table B6-2:	Justice Court: Civil Caseload, Case Types	Page 67
Table B7-1:	Municipal Court: Criminal Caseload, Aggregates	Page 71
Table B7-2:	Municipal Court: Criminal Caseload, Case Types	Page 73
Table B8:	Municipal Court: Civil Caseload, Aggregates	Page 76
Table B9:	Juvenile Traffic Caseload	Page 78

Fiscal Year 2020 Specialty Court Statistics:

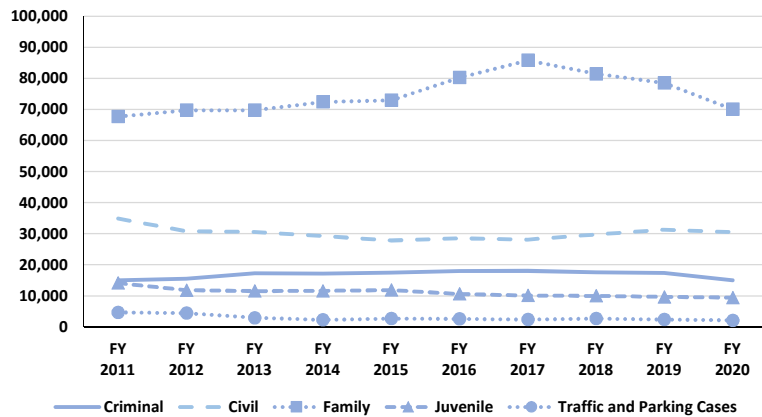
Table C1:	Program Distributions with General Fund Appropriation	Page 79
Table C2:	Program Distributions with Administrative Assessment Revenue	Page 80
Table C3:	Summary of Specialty Court Statistics	Page 81

Glossary:

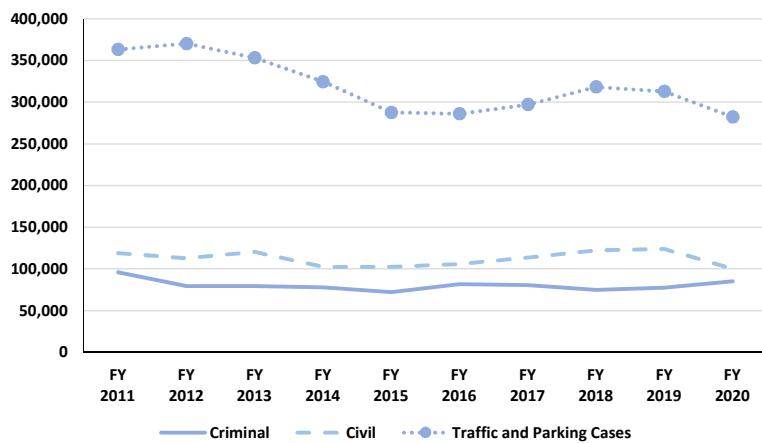
Criminal Caseload Glossary	Page 82
Civil Caseload Glossary	Page 84
Family Caseload Glossary	Page 86
Juvenile Caseload Glossary	Page 87
Juvenile Traffic Caseload Glossary	Page 88

Figure 1. Nevada Trial Court Filings by Case Type, by Jurisdictional Level, Fiscal Years 2011-20.

District Court Filings, by Case Type, Fiscal Years 2011-20.



Justice Court Filings, by Case Type, Fiscal Years 2011-20.



Municipal Court Filings, by Case Type, Fiscal Years 2011-20.

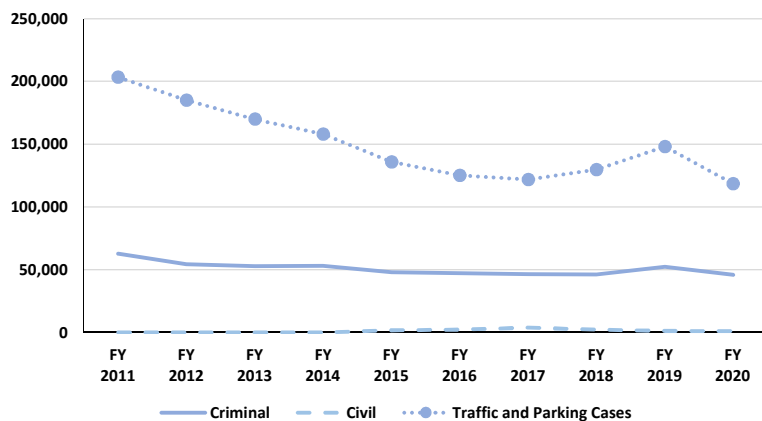
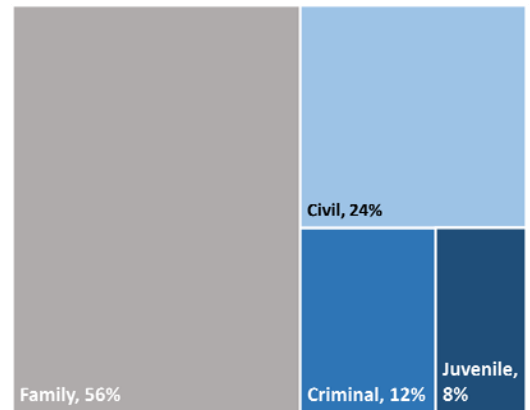
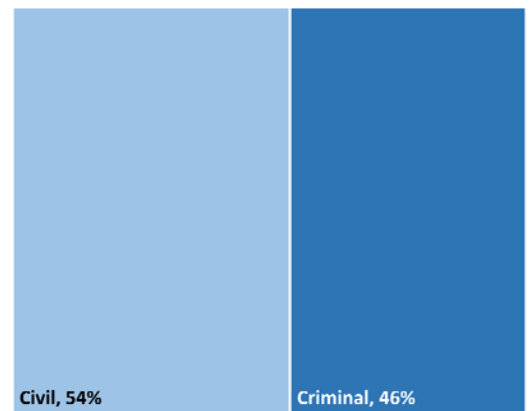


Figure 2. Nevada Trial Court Non-Traffic Distributions, by Jurisdictional Level, Fiscal Year 2020.

FY 2020 District Court Non-Traffic Distribution



FY 2020 Justice Court Non-Traffic Distribution



FY 2020 Municipal Court Non-Traffic Distribution

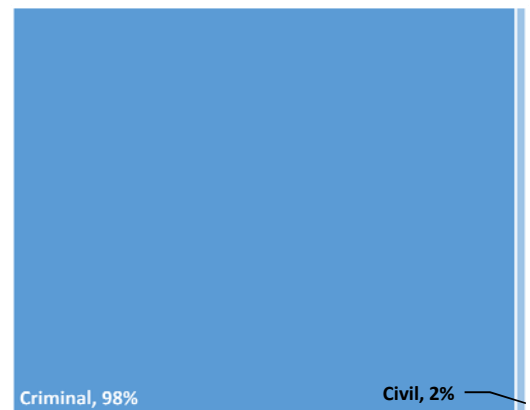
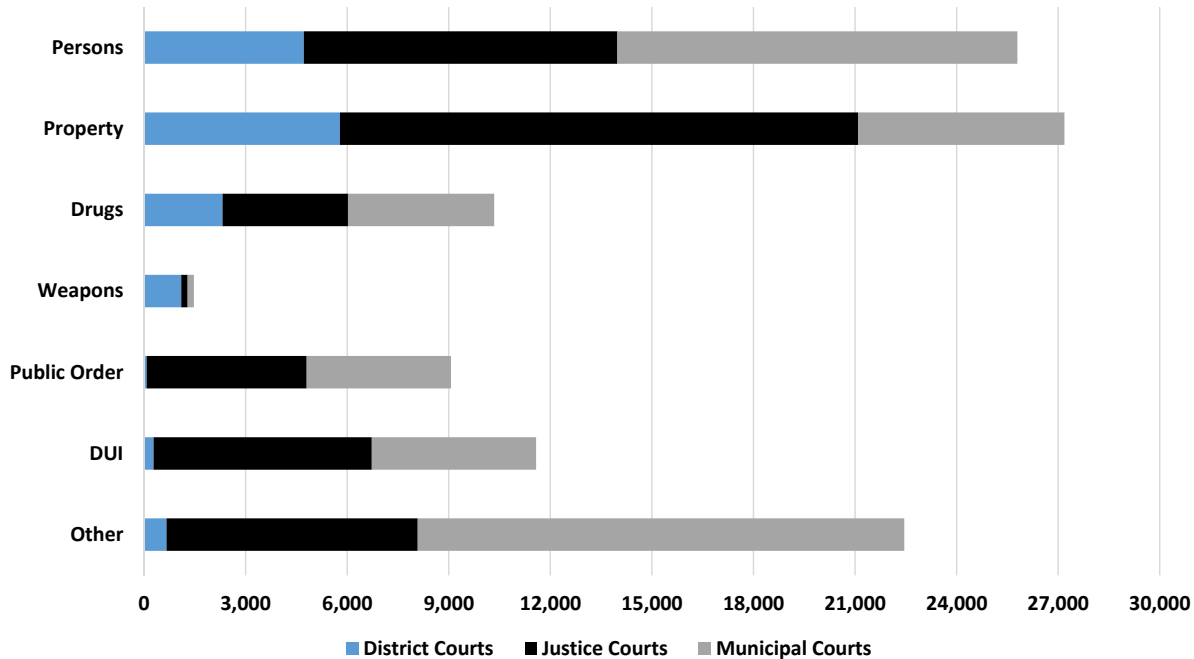


Figure 3. Nevada Non-Traffic Criminal Case Types by USJR Classification, by Jurisdictional Level, Fiscal Year 2020. ^{a,b}

	Persons	Property	Drugs	Weapons	Public Order	DUI	Other	Total
District Courts	4,721	5,791	2,323	1,102	80	285	669	14,971
Justice Courts ^c	9,261	15,301	3,703	190	4,726	6,443	7,417	47,041
Municipal Courts	11,816	6,093	4,318	182	4,263	4,855	14,373	45,900
TOTAL	25,798	27,185	10,344	1,474	9,069	11,583	22,459	107,912



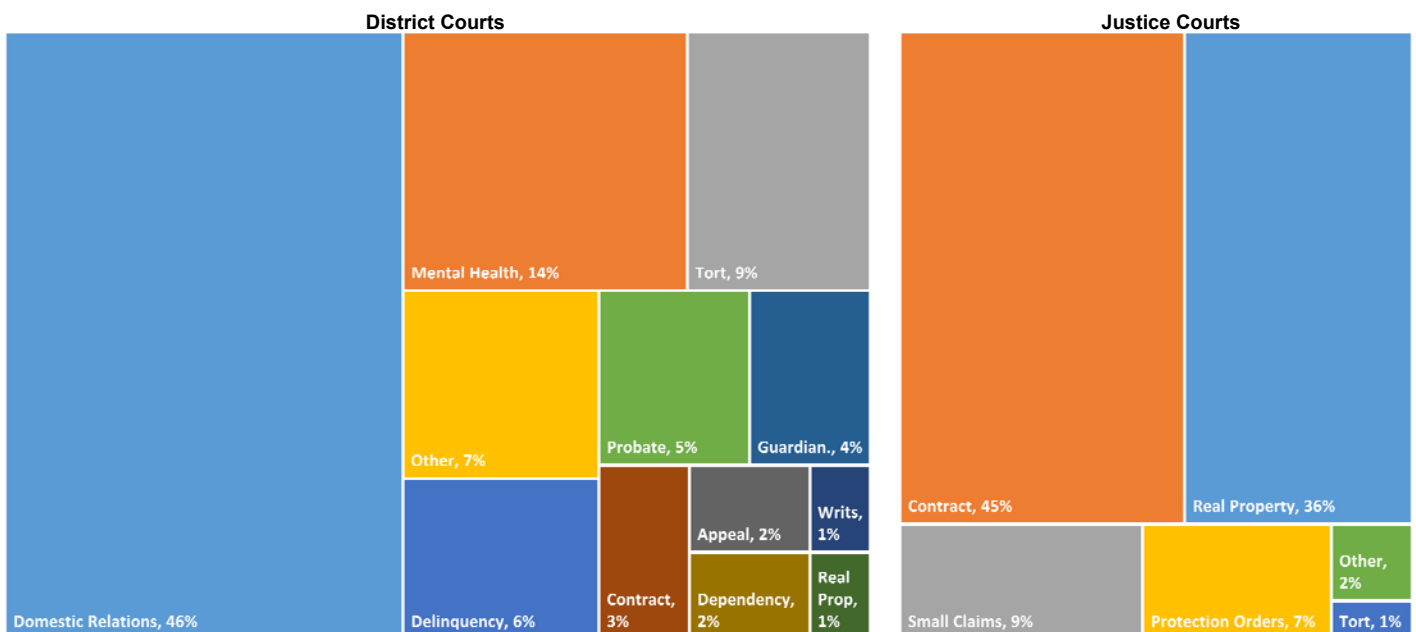
^a District Court includes felony and gross misdemeanor criminal cases; Justice and Municipal Courts include misdemeanor cases only. Reopened cases included. Persons include person-crimes, domestic violence, older/vulnerable person-crimes, child abuse, and protection order violations.

^b Case types determined by the USJR charge hierarchy defined in the Nevada Courts Statistical Reporting Dictionary.

^c Justice Courts hear preliminary matters for felony and gross misdemeanor cases typically adjudicated in District Courts, and these cases are excluded from this table.

Source: Uniform System for Judicial Records, Nevada AOC, Research and Statistics Unit.

Figure 4. Nevada Non-Criminal Case Distribution by Major USJR Classification, by Jurisdictional Level, Fiscal Year 2020. ^a



^a Municipal Courts excluded from this table due to all non-criminal cases being classified as Other Civil or Petitions to Seal Record actions. District Court Other classification includes Civil Other and Construction Defect case types, as well as Juvenile Miscellaneous Petitions and Status Petitions case types. Justice Court Other classification includes Contested Liens, Petitions to Seal Records, and Other Civil Matters case types.

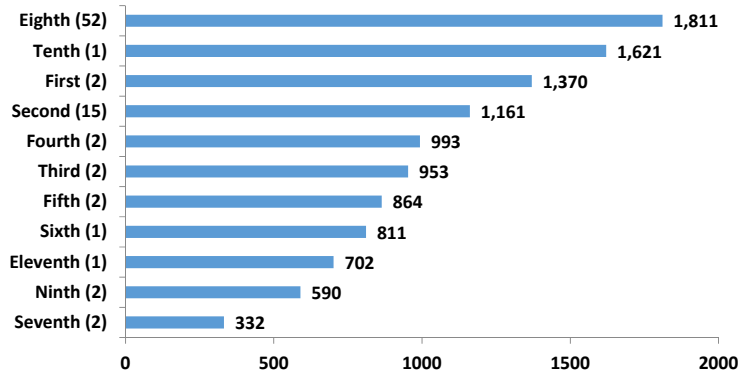
Source: Uniform System for Judicial Records, Nevada AOC, Research and Statistics Unit.

Figure 5. Nevada Trial Court Non-Traffic Cases per Judicial Position, Fiscal Year 2020.

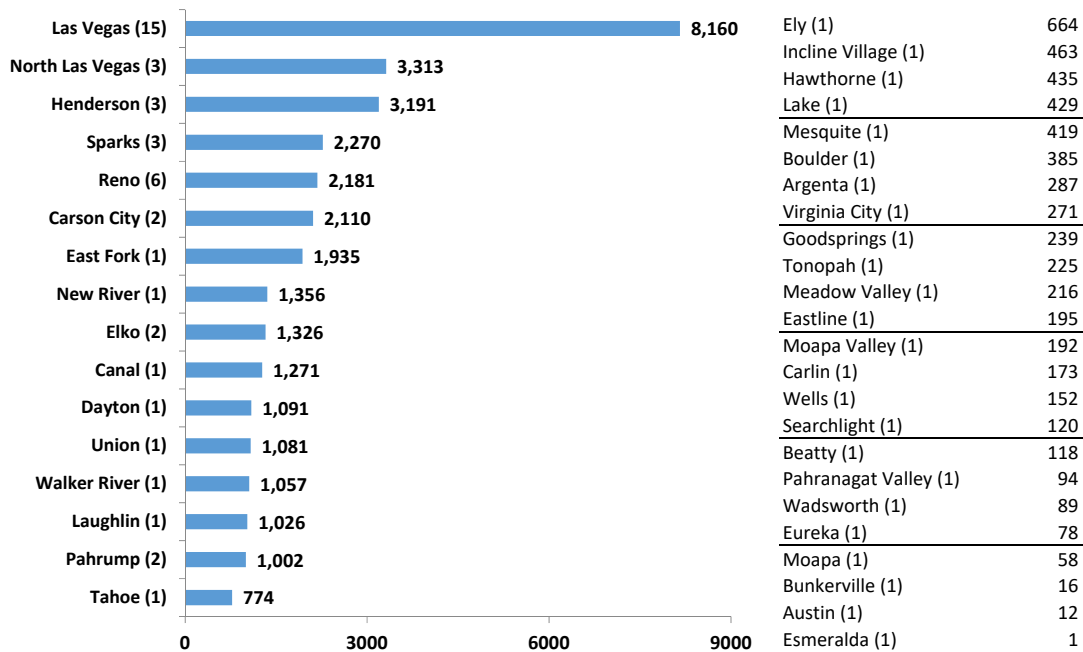
(Number of judicial positions in parenthesis. Does not include quasi-judicial positions; this information is listed in Table 1 on page 6.)

Reopened cases included.

District Courts



Justice Courts



Municipal Courts

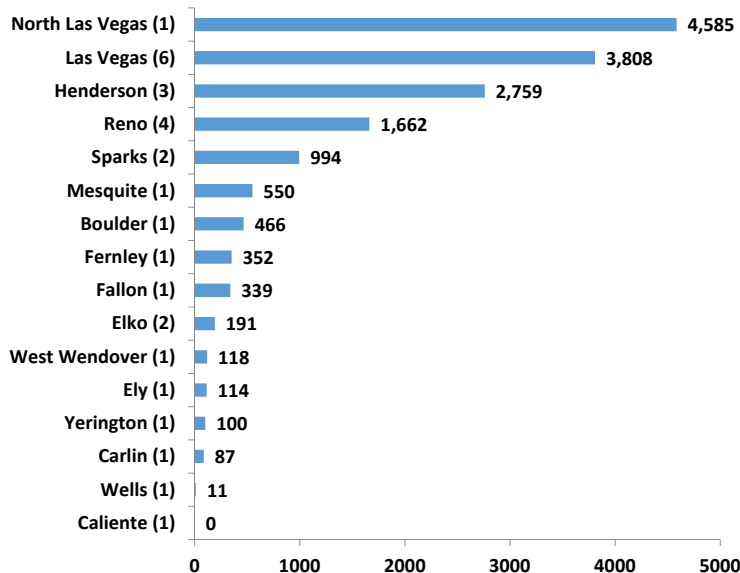
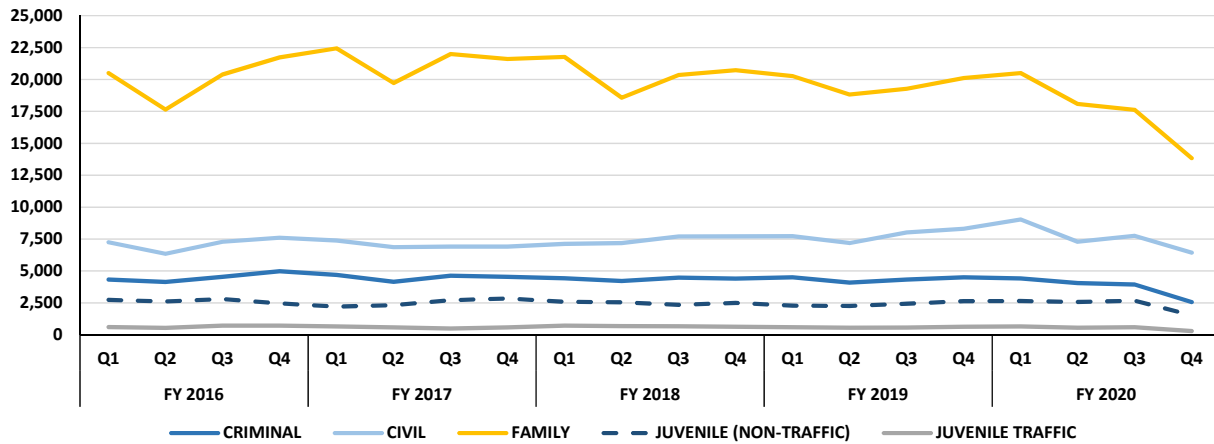
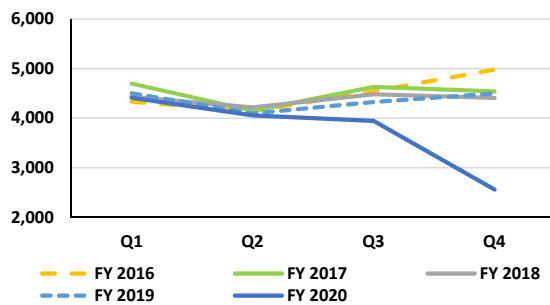


Figure 6: Nevada District Courts, Quarterly Analysis, Fiscal Years 2016-20.^a

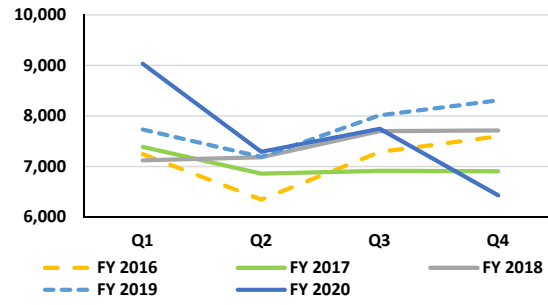
Cases Filed by Major Case Classification, Fiscal Years 2016-20.



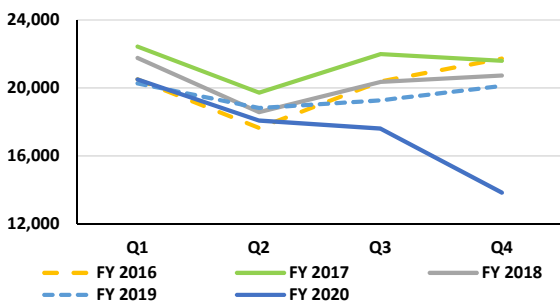
Criminal Cases Filed by Quarter.



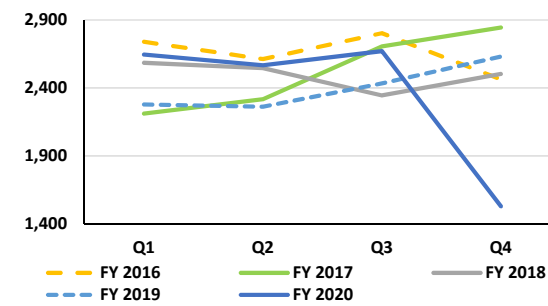
Civil Cases Filed by Quarter.



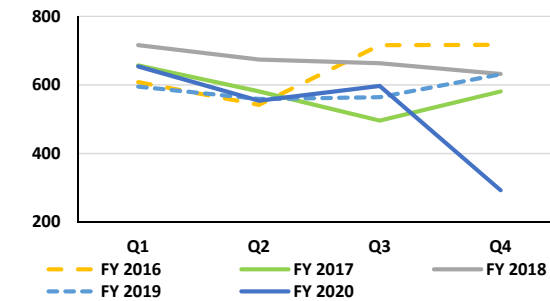
Family Cases Filed by Quarter.



Juvenile Non-Traffic Cases Filed by Quarter.



Juvenile Traffic Cases Filed by Quarter.*



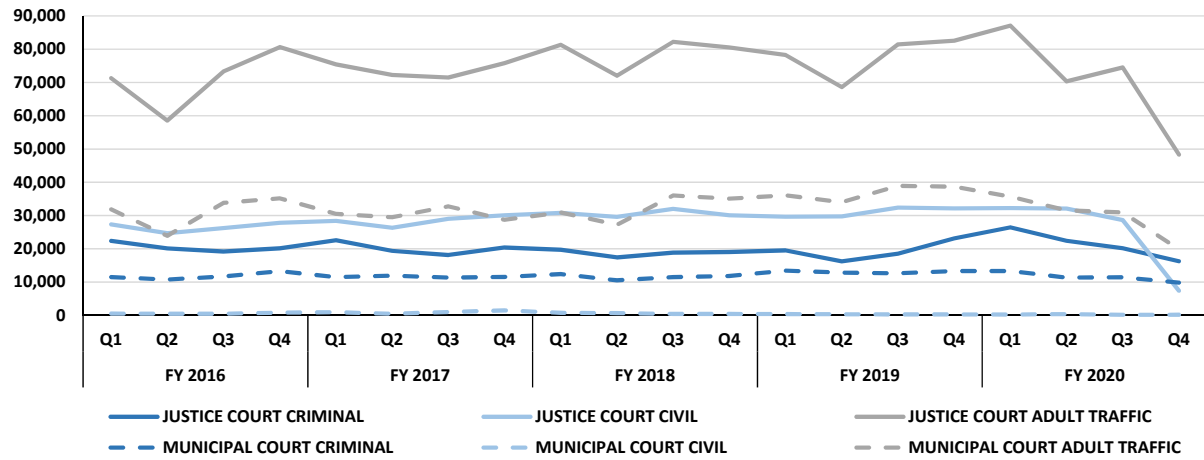
*Only includes juvenile traffic cases filed in district courts.

^a Totals reflect aggregate information from the Nevada Trial Courts. Information contained herein may reflect non-standard reporting. See tables B1-B9 from the respective fiscal years' Annual Report Appendices for greater detailed statistics and clarifying footnotes. Juvenile traffic cases only include cases filed in district courts and exclude cases filed in limited jurisdiction courts.

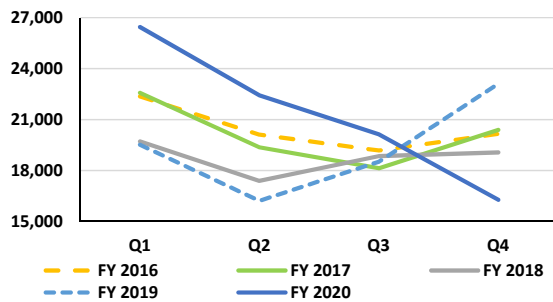
Source: Uniform System for Judicial Records, Nevada AOC, Research and Statistics Unit.

Figure 7: Nevada Justice and Municipal Courts, Quarterly Analysis, Fiscal Years 2016-20. ^a

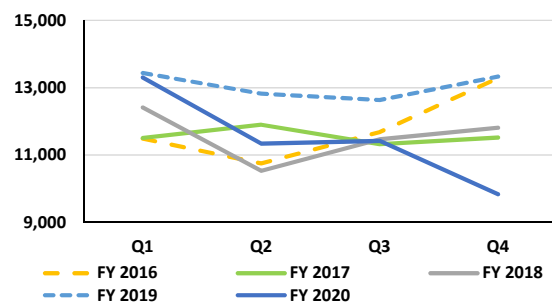
Cases Filed by Major Case Classification, Fiscal Years 2016-20.



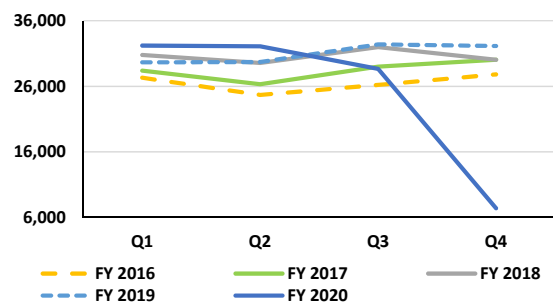
Justice Court Criminal Cases Filed by Quarter.



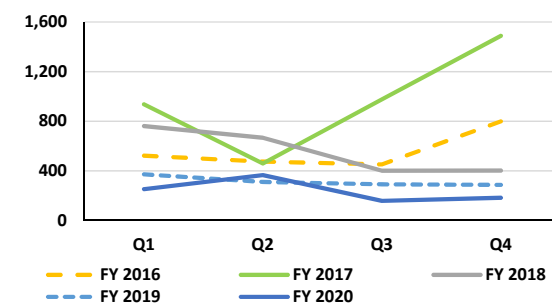
Municipal Court Criminal Cases Filed by Quarter.



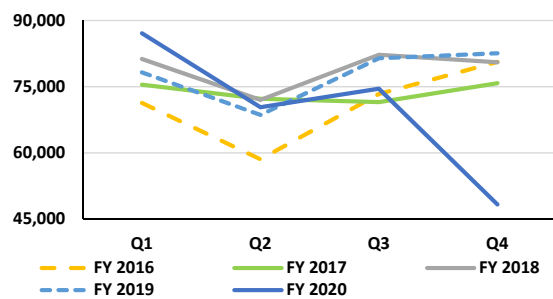
Justice Court Civil Cases Filed by Quarter.



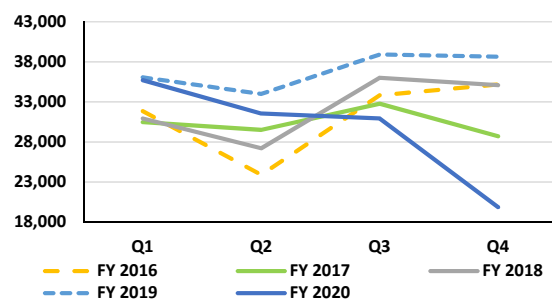
Municipal Court Civil Cases Filed by Quarter.



Justice Court Adult Traffic Cases Filed by Quarter.*



Municipal Court Adult Traffic Cases Filed by Quarter.*



*Excludes juvenile traffic cases filed in justice courts.

*Excludes juvenile traffic cases filed in municipal courts.

^a Totals reflect aggregate information from the Nevada Trial Courts. Information contained herein may reflect non-standard reporting. See tables B1-B9 from the respective fiscal years' Annual Report Appendices for greater detailed statistics and clarifying footnotes. Adult traffic cases include parking cases.

Source: Uniform System for Judicial Records, Nevada AOC, Research and Statistics Unit.

Table 1. Summary of Population, Judicial Positions, and Cases Processed by Court for Nevada Judiciary, Fiscal Year 2020. ^a

Nevada Trial Courts, Population, Judicial Position, and Caseload Summaries (1 of 2)	Population as of 7/1/2019 ^b	Authorized Judicial Positions ^c Elected/(Quasi)	Non-Traffic Cases ^d				Traffic & Parking ^d	
			Criminal Cases Filed	Non-Criminal Cases Filed ^f	Total Cases Filed	Total Cases Disposed	Total Cases	Total Dispositions
Nevada Trial Court Totals (N=74)	3,112,937	180/(31.70)	146,152	211,223	357,375	348,372	402,845	391,265
District Courts (N=17)		82/(26.90)	14,971	109,942	124,913	126,306	2,098	1,753
Justice Courts (N=40)		68/(3.80) *	85,281	100,321	185,602	179,396	282,319	278,573
Municipal Courts (N=17)		30/(1.00) *	45,900	960	46,860	42,670	118,428	110,939
First Judicial District	60,409	2/(1.20)	314	2,426	2,740	2,491	233	139
Carson City District Court	56,151		306	2,368	2,674	2,444	226	137
Storey County District Court	4,258		8	58	66	47	7	2
Carson City								
Carson City Justice Court	56,151	2/(0.40) **	1,690	2,530	4,220	4,438 ^g	9,276	9,636
Storey County								
Virginia City Justice Court	4,258	1	192	79	271	201	1,219	1,270
Second Judicial District	469,801	15/(6.00)	2,487	14,924	17,411	15,701	1,075	892
Washoe County District Court	469,801		2,487	14,924	17,411 ^h	15,701 ^g	1,075 ^h	892
Washoe County								
Incline Village Justice Court	12,039	1	313	150	463	433	2,674	2,168
Reno Justice Court	302,674	6	5,474	7,613	13,087	12,202	16,599	17,038
Sparks Justice Court	152,164	3/(0.40)	2,894	3,917	6,811	7,054	5,130	5,406
Wadsworth Justice Court	2,924	1	71	18	89	50	2,161	2,092
Reno Municipal Court	255,170	4	6,541	105	6,646	6,038	11,523	9,924
Sparks Municipal Court	102,543	2	1,962	25	1,987 ^h	2,153	3,458 ^h	3,814
Third Judicial District	56,497	2/(0.55)	311	1,594	1,905	1,943	172	185
Lyon County District Court	56,497		311	1,594	1,905	1,943	172	185
Lyon County								
Canal Justice Court	20,396	1	350	921	1,271	1,227	505	805 ^g
Dayton Justice Court	23,307	1	378	713	1,091	1,033	2,064	2,286
Walker River Justice Court	12,794	1	446	611	1,057	1,145	2,049	2,133
Fernley Municipal Court	20,396	1	351	1	352	249	2,677	2,656
Yerington Municipal Court	3,418	1	100	0	100	85	69	55
Fourth Judicial District	55,116	2/(1.00)	480	1,505	1,985	1,935	223	201
Elko County District Court	55,116		480	1,505	1,985	1,935	223	201
Elko County								
Carlin Justice Court	2,845	1 **	97	76	173	158	815	818
Eastline Justice Court	4,406	1 **	127	68	195	180	272	324
Elko Justice Court	43,155	2 **	1,444	1,207	2,651	3,284 ^g	6,014	5,670
Wells Justice Court	4,710	1 **	109	43	152	118	3,087	2,922
Carlin Municipal Court	2,663	1 **	87	0	87	87	271	254
Elko Municipal Court	21,199	2 **	381	0	381	285	279	270
Wells Municipal Court	1,366	1 **	11	0	11	8	36	35
West Wendover Municipal Court	4,469	1 **	118	0	118	92	418	448
Fifth Judicial District	49,454	2/(0.12)	225	1,503	1,728	1,187	51	49
Esmeralda County District Court	982		0 ⁱ	7 ⁱ	7 ⁱ	0 ⁱ	0 ⁱ	0 ⁱ
Nye County District Court	48,472		225	1,496	1,721	1,187	51	49
Esmeralda County								
Esmeralda Justice Court	982	1	0	1	1	4	2,108	2,108
Nye County								
Beatty Justice Court	2,129	1	77	41	118	112	1,349	1,362
Pahrump Justice Court	41,852	2	1,216	788	2,004	2,299 ^g	3,201	3,736
Tonopah Justice Court	4,491	1	130	95	225	232	2,142	2,341
Sixth Judicial District	17,079	1/(1.70)	91	720	811	1,135	88	70
Humboldt County District Court	17,079		91	720	811	1,135 ^g	88	70
Humboldt County								
Union Justice Court	17,079	1	511	570	1,081	1,016	4,926	4,560

* Totals reflect statewide judicial positions per jurisdictional level. Some judges serve in both justice and municipal courts in specific townships and cities.

** The judges serve in both justice and municipal courts.

^a Totals reflect aggregate information from the Nevada Trial Courts. Information contained herein may reflect non-standard reporting and is noted by subsequent footnotes. See appendix tables B1-B9 for greater detailed statistics and clarifying footnotes.

^b Source: Nevada State Demographer 2019 certified estimates. "Township boundaries may not correspond to incorporated cities, and are estimated using a different method than the city/town estimates. Because of this, they will differ from city estimates." Estimates are rounded and may include partial persons.

^c Elected positions per NRS 3.011-3.0197, NRS 4.020, and NRS 5.020. Quasi-judicial includes positions such as masters, commissioners, and referees in accordance with NRCP and JCRCP Rule 53. All information as of 6/30/2020.

^d Criminal cases include felony, gross misdemeanor, non-traffic misdemeanor, and criminal appeals. Traffic and parking cases include juvenile traffic statistics from the courts that process these matters (see Table B9). Counts may include reopened cases.

^f Non-criminal cases include civil, family, and juvenile (non-traffic) cases for District Court and civil cases for Justice and Municipal Courts.

^g Includes administrative case closures.

^h Reopened cases not reported or under-reported.

ⁱ Incomplete.

Source: Uniform System for Judicial Records, Nevada AOC, Research and Statistics Unit.

Table 1. Summary of Population, Judicial Positions, and Cases Processed by Court for Nevada Judiciary, Fiscal Year 2020. ^a

Nevada Trial Courts, Population, Judicial Position, and Caseload Summaries (2 of 2)	Population as of 7/1/2019 ^b	Authorized Judicial Positions ^c Elected/(Quasi)	Non-Traffic Cases ^d				Traffic & Parking ^d	
			Criminal Cases Filed	Non-Criminal Cases Filed ^f	Total Cases Filed	Total Cases Disposed	Total Cases	Total Dispositions
Seventh Judicial District	18,046	2/(0.25)	187	476	663	543	0	0
Eureka County District Court	1,955		7	29	36	30	(j)	(j)
Lincoln County District Court	5,264		51	98	149	84	(j)	(j)
White Pine County District Court	10,826		129	349	478	429	(j)	(j)
Eureka County								
Eureka Justice Court	1,955	1	58	20	78	65	693	653
Lincoln County								
Meadow Valley Justice Court	3,528	1 **	164	52	216	144	924	920
Pahrnagat Valley Justice Court	1,736	1	76	18	94	99	2,156	2,356
Caliente Municipal Court	1,086	1 **	0	0	0	0	0	0
White Pine County								
Ely Justice Court	10,826	1	379	285	664	616	2,122	2,147
Ely Municipal Court	4,217	1	114	0	114	209 ^g	231	227
Eighth Judicial District	2,293,391	52/(14.00)	10,372	83,795	94,167	98,016	0	0
Clark County District Court	2,293,391		10,372	83,795	94,167	98,016	(j)	(j)
Clark County								
Boulder Justice Court	16,816	1 **	113	272	385	326	1,841	1,374
Bunkerville Justice Court	1,060	1	9	7	16	12	497	553
Goodsprings Justice Court	4,619	1	196	43	239	255	6,932	10,428 ^g
Henderson Justice Court	318,793	3	2,896	6,677	9,573	8,756	4,572	5,029
Las Vegas Justice Court	1,624,556	15/(3.00)	58,313	64,083	122,396	116,139	164,852 ^h	156,281
Laughlin Justice Court	10,048	1	634	392	1,026	932	6,948	7,565
Mesquite Justice Court	23,948	1 **	227	192	419	415	0	0
Moapa Justice Court	1,772	1	45	13	58	68	1,749	1,835
Moapa Valley Justice Court	7,712	1	140	52	192	169	1,066	1,074
North Las Vegas Justice Court	282,848	3	3,085	6,853	9,938	10,835	1,134	1,010
Searchlight Justice Court	1,219	1	102	18	120	106	4,608	4,354
Boulder Municipal Court	16,188	1 **	462	4	466	356	2,818	2,469
Henderson Municipal Court	317,660	3	8,175	102	8,277	7,370	22,573	20,318
Las Vegas Municipal Court	653,350	6/(1.00)	22,211	636	22,847	20,081	55,424	49,521
Mesquite Municipal Court	23,827	1 **	545	5	550	467	1,181	1,165
North Las Vegas Municipal Court	255,327	1	4,504	81	4,585	4,916	17,057	19,356
Ninth Judicial District	49,537	2/(0.50)	195	985	1,180	995	116	92
Douglas County District Court	49,537		195	985	1,180	995	116	92
Douglas County								
East Fork Justice Court	41,478	1	1,205	730	1,935	2,017 ^g	4,051	3,622
Tahoe Justice Court	8,059	1	653	121	774	695	2,503	2,282
Tenth Judicial District	25,832	1/(0.58)	199	1,422	1,621	1,819	81	74
Churchill County District Court	25,832		199	1,422	1,621	1,819	81	74
Churchill County								
New River Justice Court	25,832	1	679	677	1,356	1,479	2,930	3,300
Fallon Municipal Court	9,184	1	338	1	339	274	413	427
Eleventh Judicial District	17,774	1/(1.00)	110	592	702	541	59	51
Lander County District Court	6,109		34	249	283	293	24	21
Mineral County District Court	4,730		48	95	143	87	20	13
Pershing County District Court	6,935		28 ⁱ	248	276	161	15	17
Lander County								
Argenta Justice Court	5,831	1	170	117	287	353 ^g	894	1,061
Austin Justice Court	278	1	9	3	12	40 ^g	861	877
Mineral County								
Hawthorne Justice Court	4,730	1	339	96	435	310	4,203	4,106
Pershing County								
Lake Justice Court	6,935	1	270	159	429	379	1,192	1,071

** The judges serve in both justice and municipal courts.

^a Totals reflect aggregate information from the Nevada Trial Courts. Information contained herein may reflect non-standard reporting and is noted by subsequent footnotes. See appendix tables B1-B9 for greater detailed statistics and clarifying footnotes.

^b Source: Nevada State Demographer 2019 certified estimates. "Township boundaries may not correspond to incorporated cities, and are estimated using a different method than the city/town estimates. Because of this, they will differ from city estimates." Estimates are rounded and may include partial persons.

^c Elected positions per NRS 3.011-3.0197, NRS 4.020, and NRS 5.020. Quasi-judicial includes positions such as masters, commissioners, and referees in accordance with NRCP and JCRCP Rule 53. All information as of 6/30/2020.

^d Criminal cases include felony, gross misdemeanor, non-traffic misdemeanor, and criminal appeals. Traffic and parking cases include juvenile traffic statistics from the courts that process these matters (see Table B9). Counts may include reopened cases.

^f Non-criminal cases include civil, family, and juvenile (non-traffic) cases for District Court and civil cases for Justice and Municipal Courts.

^g Includes administrative case closures.

^h Reopened cases not reported or under-reported.

ⁱ Incomplete.

^j Juvenile traffic violations handled and reported by Justice Courts.

Source: Uniform System for Judicial Records, Nevada AOC, Research and Statistics Unit.

Table A1. Summary of District Court Criminal and Civil Cases, Fiscal Years 2019-20. ^a

(See Table A3 for Juvenile Traffic)

Court	Criminal (Non-Traffic) Cases ^b						Civil Cases					
	Filed		Disposed		Pending		Filed		Disposed		Pending	
	FY 2019	FY 2020	FY 2019	FY 2020	FY 2020 Active	FY 2020 Inactive	FY 2019	FY 2020	FY 2019	FY 2020	FY 2020 Active	FY 2020 Inactive
First Judicial District												
Carson City District Court	338	306	267	233	94 ^c	- ^d	521	518	391	477	456 ^c	- ^d
Storey County District Court	12	8	0	5	33 ^c	- ^d	37	28	3	19	14 ^c	- ^d
Second Judicial District												
Washoe County District Court	3,159	2,487	2,089	1,970	378	1,013	3,317	3,081	3,345	3,124	1,481	185
Third Judicial District												
Lyon County District Court	389	311	353	349	76	130	357	354	423	306	268	3
Fourth Judicial District												
Elko County District Court	644	480	598	551	167	78	294	311	294	302	272	0
Fifth Judicial District												
Esmeralda County District Court ⁱ	0	0	0	0	10	11	20	6	1	0	79	61
Nye County District Court	417	225	356	251	225	7	476	445	273	158	3,244	70
Sixth Judicial District												
Humboldt County District Court	74	91	98 ^f	55	111	73	123	100	131	125	280	3
Seventh Judicial District												
Eureka County District Court	15	7	13	7	0 ^c	- ^d	13	14	10	11	0 ^c	- ^d
Lincoln County District Court	38	51	55	22	52	22	31	47	41	28	122	3
White Pine County District Court	121	129	148	125	73	47	174	99	202	101	127	0
Eighth Judicial District												
Clark County District Court	11,602	10,372	11,965	10,618	5,900	7,743	25,246	24,834	24,219	23,296	31,225	1,350
Ninth Judicial District												
Douglas County District Court	198 ^g	195	170	175	109	25	311 ^g	335	447	254	243	1
Tenth Judicial District												
Churchill County District Court	244	199	214	231	61	82	130	142	125	178	42	4
Eleventh Judicial District												
Lander County District Court	48	34	45	30	1	0	38	35	46	52	154	47
Mineral County District Court	41	48	19	39	11	0	27	31	19	17	66	129
Pershing County District Court	80	28 ⁱ	69	29 ⁱ	3 ⁱ	0	124	119	113	71	297	52
Total	17,420	14,971	16,459	14,690	7,304	9,231	31,239	30,499	30,083	28,519	38,370	1,908

^a Case statistics include cases that may have been reopened. Pending cases reported by the courts as of June 30, 2020.

^b Includes criminal appeals of limited jurisdiction courts.

^c Estimated from fiscal years 2016-20 new filings less dispositions. Reopened cases not included.

^d Statistic not reported by the court.

^f Includes administrative case closures.

^g Reopened (cases) not reported or under-reported.

ⁱ Fiscal year 2020 information incomplete.

Source: Uniform System for Judicial Records, Nevada AOC, Research and Statistics Unit.

Table A2. Summary of District Court Family and Juvenile Cases, Fiscal Years 2019-20. ^a

(See Table A3 for Juvenile Traffic)

Court	Family Cases						Juvenile (Non-Traffic) Cases					
	Filed		Disposed		Pending		Filed		Disposed		Pending	
	FY 2019	FY 2020	FY 2019	FY 2020	FY 2020 Active	FY 2020 Inactive	FY 2019	FY 2020	FY 2019	FY 2020	FY 2020 Active	FY 2020 Inactive
First Judicial District												
Carson City District Court	1,477	1,525	1,333	1,455	0 ^b	- ^c	305	325	261	279	0 ^b	- ^c
Storey County District Court	25	25	1	18	29 ^b	- ^c	6	5	4	5	0 ^b	- ^c
Second Judicial District												
Washoe County District Court	12,073	10,310	9,566	8,452	1,717	16	1,403 ^d	1,533 ^d	1,541	2,155 ^f	569	316
Third Judicial District												
Lyon County District Court	1,053	1,060	1,039	1,112	272	5	179	180	260 ^f	176	92	14
Fourth Judicial District												
Elko County District Court	987	1,009	908	843	539	0	216	185	189	239	77	26
Fifth Judicial District												
Esmeralda County District Court ⁱ	6	0	0	0	26	8	2	1	0	0	0	0
Nye County District Court	625	639	470	346	4,576	51	313	412	291	432	317	10
Sixth Judicial District												
Humboldt County District Court	549	548	839 ^f	781 ^f	613	2	96	72	503 ^f	174 ^f	173	1
Seventh Judicial District												
Eureka County District Court	14	10	6	9	14 ^b	- ^c	5	5	4	3	0 ^b	- ^c
Lincoln County District Court	35	36	40	22	82	16	14	15	17	12	44	0
White Pine County District Court	170	148	162 ^r	122	133	0	132	102	155	81	51	1
Eighth Judicial District												
Clark County District Court	59,481	52,814	59,159	58,804	19,634	4,161	6,451	6,147	5,394	5,298	19,381	850
Ninth Judicial District												
Douglas County District Court	589 ^d	554	750	514	197	0	101 ^d	96	103	52	52	0
Tenth Judicial District												
Churchill County District Court	1,072	1,042	1,074	1,162	207	20	229	238	229	248	20	7
Eleventh Judicial District												
Lander County District Court	176	196	188	188	159	25	43	18	31	23	143	0
Mineral County District Court	59	44	49	25	108	220	17	20	0	6	352	549
Pershing County District Court	83	72	70	31	187	6	92	57	138 ^f	30	64	0
Total	78,474	70,032	75,654^f	73,884	28,493	4,530	9,604	9,411	9,120	9,213	21,335	1,774

^a Case statistics include cases that may have been reopened. Pending cases reported by the courts as of June 30, 2020.

^b Estimated from fiscal years 2016-20 new filings less dispositions. Reopened cases not included.

^c Statistic not reported by the court.

^d Reopened (cases) not reported or under-reported.

^f Includes administrative case closures.

ⁱ Fiscal year 2020 information incomplete.

^r Revised from previous publications.

Source: Uniform System for Judicial Records, Nevada AOC, Research and Statistics Unit.

Table A3. Summary of Juvenile Traffic Cases Filed and Disposed in District Court, Fiscal Years 2019-20. ^a

Court	Total Cases		Total Charges		Total Disposed	
	FY 2019	FY 2020	FY 2019	FY 2020	FY 2019	FY 2020
First Judicial District						
Carson City District Court	216	226	302	300	92	137
Storey County District Court	0	7	0	13	1	2
Second Judicial District						
Washoe County District Court	1,202 ^b	1,075 ^b	1,712	1,486	1,259	892
Third Judicial District						
Lyon County District Court	206	172	312	260	205	185
Fourth Judicial District						
Elko County District Court	270	223	279	259	284	201
Fifth Judicial District						
Esmeralda County District Court ⁱ	4	0	4	0	0	0
Nye County District Court	89	51	102	66	53	49
Sixth Judicial District						
Humboldt County District Court	111	88	129	111	142 ^c	70
Seventh Judicial District						
Eureka County District Court	(d)	(d)	(d)	(d)	(d)	(d)
Lincoln County District Court	(d)	(d)	(d)	(d)	(d)	(d)
White Pine County District Court	(d)	(d)	(d)	(d)	(d)	(d)
Eighth Judicial District						
Clark County District Court	(d)	(d)	(d)	(d)	(d)	(d)
Ninth Judicial District						
Douglas County District Court	148 ^b	116	205	138	120	92
Tenth Judicial District						
Churchill County District Court	35	81	46	110	111 ^c	74
Eleventh Judicial District						
Lander County District Court	28	24	33	28	26	21
Mineral County District Court	17	20	27	23	4	13
Pershing County District Court	23	15	28	21	30	17
Total	2,349	2,098	3,179	2,815	2,327	1,753

^a Table contains juvenile traffic statistics (see appendix table B9). Case statistics include cases that may have been reopened.

^b Reopened (cases) not reported.

^c Includes administrative case closures.

^d Juvenile traffic violations handled and reported by Justice Courts.

ⁱ Fiscal year 2020 information incomplete.

Source: Uniform System for Judicial Records, Nevada AOC, Research and Statistics Unit.

Table A4. Summary of Justice Court Cases Filed and Disposed, Fiscal Years 2019-20. ^a

(See Table A5 for traffic data)

Court	Criminal Cases				Civil Cases			
	Filed		Disposed		Filed		Disposed	
	FY 2019	FY 2020	FY 2019	FY 2020	FY 2019	FY 2020	FY 2019	FY 2020
First Judicial District								
Carson City								
Carson City Justice Court ^b	2,198	1,690	1,424	1,133	3,290	2,530	3,157	3,305 ^c
Storey County								
Virginia City Justice Court	211	192	161	142	85	79	59	59
Second Judicial District								
Washoe County								
Incline Village Justice Court	281	313	260	265	164	150	209	168
Reno Justice Court	5,935	5,474	5,398	4,927	9,237	7,613	9,961	7,275
Sparks Justice Court	2,851	2,894	2,767	2,575	4,567	3,917	4,439	4,479
Wadsworth Justice Court	49	71	42	42	16	18	6	8
Third Judicial District								
Lyon County								
Canal Justice Court	323	350	333	297	978	921	1,078	930
Dayton Justice Court	475	378	439	365	834	713	828	668
Walker River Justice Court	516	446	508	476	869	611	858	669
Fourth Judicial District								
Elko County								
Carlin Justice Court	101	97	100	91	76	76	47	67
Eastline Justice Court	99	127	89	121	105	68	151 ^c	59
Elko Justice Court	1,941	1,444	1,863	1,528	1,606	1,207	1,611	1,756 ^c
Wells Justice Court	125	109	91	87	80	43	39	31
Fifth Judicial District								
Esmeralda County								
Esmeralda Justice Court	0	0	4	0	2	1	5	4
Nye County								
Beatty Justice Court	109	77	109	83	66	41	36	29
Pahrump Justice Court	1,357	1,216	1,717 ^c	1,565 ^c	918	788	888	734
Tonopah Justice Court	182	130	169	151	77	95	78	81
Sixth Judicial District								
Humboldt County								
Union Justice Court	557	511	630	537	638	570	585	479
Seventh Judicial District								
Eureka County								
Eureka Justice Court	59	58	79	51	26	20	30	14
Lincoln County								
Meadow Valley Justice Court	114	164	125	129	61	52	46	15
Pahrnagat Valley Justice Court	60	76	50	79	10	18	1	20
White Pine County								
Ely Justice Court	306	379	275	277	383	285	302	339
Eighth Judicial District								
Clark County								
Boulder Justice Court	118	113	107	99	259	272	295	227
Bunkerville Justice Court	16	9	17	9	8	7	4	3
Goodsprings Justice Court	230	196	181	225	25	43	12	30
Henderson Justice Court	2,847	2,896	2,757	2,593	8,367	6,677	7,101	6,163
Las Vegas Justice Court	47,986	58,313	46,791	49,151	79,932	64,083	78,857	66,988
Laughlin Justice Court	606	634	613	561	242	392	197	371
Mesquite Justice Court	190	227	217	231	271	192	261	184
Moapa Justice Court	57	45	49	54	20	13	21	14
Moapa Valley Justice Court	122	140	95	121	50	52	49	48
North Las Vegas Justice Court	3,538	3,085	3,326	3,008	8,092	6,853	5,647	7,827
Searchlight Justice Court	70	102	55	93	22	18	21	13
Ninth Judicial District								
Douglas County								
East Fork Justice Court	1,194	1,205	1,194	1,050	968	730	943	967 ^c
Tahoe Justice Court	843	653	752	579	124	121	99	116
Tenth Judicial District								
Churchill County								
New River Justice Court	803	679	888	687	866	677	1,250 ^c	792
Eleventh Judicial District								
Lander County								
Argenta Justice Court	163	170	186	167	196	117	181	186 ^c
Austin Justice Court	8	9	36 ^c	38 ^c	6	3	3	2
Mineral County								
Hawthorne Justice Court	409	339	198 ⁱ	262	159	96	90	48
Pershing County								
Lake Justice Court	317	270	290	269	188	159	149	110
Total	77,366	85,281	74,385	74,118	123,883	100,321	119,594	105,278

^a Case statistics include cases that may have been reopened.

^b Carson City Justice Court includes Municipal Court information.

^c Includes administrative case closures.

ⁱ Incomplete data.

Source: Uniform System for Judicial Records, Nevada AOC, Research and Statistics Unit.

Table A5. Summary of Justice Court Traffic Cases Filed and Disposed, Fiscal Years 2019-20.^a

Court	Total Cases		Total Charges		Total Disposed	
	FY 2019	FY 2020	FY 2019	FY 2020	FY 2019	FY 2020
First Judicial District						
Carson City						
Carson City Justice Court	9,687	9,276	12,411	11,701	9,912	9,636
Storey County						
Virginia City Justice Court	2,060	1,219	2,719	1,672	1,877	1,270
Second Judicial District						
Washoe County						
Incline Village Justice Court	1,866	2,674	2,206	2,898	1,812	2,168
Reno Justice Court	20,684	16,599	25,913	20,432	21,062	17,038
Sparks Justice Court	6,517	5,130	8,136	6,744	6,232	5,406
Wadsworth Justice Court	2,544	2,161	2,972	2,590	2,390	2,092
Third Judicial District						
Lyon County						
Canal Justice Court	1,066	505	1,288	664	1,149	805 ^b
Dayton Justice Court	3,303	2,064	4,036	2,553	3,316	2,286
Walker River Justice Court	3,105	2,049	3,677	2,538	3,010	2,133
Fourth Judicial District						
Elko County						
Carlin Justice Court	875	815	973	952	770	818
Eastline Justice Court	640	272	811	349	534	324
Elko Justice Court	7,137	6,014	8,136	6,910	6,466	5,670
Wells Justice Court	4,579	3,087	5,033	3,393	4,225	2,922
Fifth Judicial District						
Esmeralda County						
Esmeralda Justice Court	3,354	2,108	3,354	2,108	3,925	2,108
Nye County						
Beatty Justice Court	1,395	1,349	1,580	1,530	1,360	1,362
Pahrump Justice Court	4,383	3,201	5,183	3,691	4,654	3,736
Tonopah Justice Court	3,184	2,142	3,542	2,382	3,037	2,341
Sixth Judicial District						
Humboldt County						
Union Justice Court	6,423	4,926	7,365	5,571	6,011	4,560
Seventh Judicial District						
Eureka County						
Eureka Justice Court	925	693	1,027	806	1,092	653
Lincoln County						
Meadow Valley Justice Court	1,195	924	1,292	1,035	1,314	920
Pahrangat Valley Justice Court	3,609	2,156	3,919	2,330	3,488	2,356
White Pine County						
Ely Justice Court	2,685	2,122	2,946	2,323	2,390	2,147
Eighth Judicial District						
Clark County						
Boulder Justice Court	1,681	1,841	1,817	2,009	1,531	1,374
Bunkerville Justice Court	641	497	735	559	684	553
Goodsprings Justice Court	10,913	6,932	12,838	8,690	9,798	10,428 ^b
Henderson Justice Court	5,700	4,572	7,290	5,747	6,362	5,029
Las Vegas Justice Court ^c	163,217	164,852	206,675	206,384	147,406	156,281
Laughlin Justice Court	8,322	6,948	10,226	8,505	7,137	7,565
Mesquite Justice Court	2	0	16	17	2	0
Moapa Justice Court	1,889	1,749	2,111	1,963	1,766	1,835
Moapa Valley Justice Court	1,172	1,066	1,381	1,303	998	1,074
North Las Vegas Justice Court	1,138	1,134	2,160	2,026	1,080	1,010
Searchlight Justice Court	3,830	4,608	4,323	5,330	3,271	4,354
Ninth Judicial District						
Douglas County						
East Fork Justice Court	4,835	4,051	5,984	5,151	5,048	3,622
Tahoe Justice Court	3,216	2,503	3,983	3,077	2,901	2,282
Tenth Judicial District						
Churchill County						
New River Justice Court	4,749	2,930	5,697	3,627	4,807	3,300
Eleventh Judicial District						
Lander County						
Argenta Justice Court	1,645	894	1,883	1,024	1,703	1,061
Austin Justice Court	1,207	861	1,321	916	1,040	877
Mineral County						
Hawthorne Justice Court	6,143	4,203	6,965	4,710	2,345 ⁱ	4,106
Pershing County						
Lake Justice Court	1,343	1,192	1,571	1,341	1,377	1,071
Total	312,859	282,319	385,495	347,551	289,282	278,573

^a Table contains adult traffic and parking statistics (see table B5-1). Case and charge information include juvenile traffic statistics from the courts that process these matters (see table B9). Case statistics include cases that may have been reopened.

^b Includes administrative closures.

^c Reopened (cases) under-reported.

ⁱ Incomplete data.

Source: Uniform System for Judicial Records, Nevada AOC, Research and Statistics Unit.

Table A6. Summary of Municipal Court Cases Filed and Disposed, Fiscal Years 2019-20. ^a
 (See Table A7 for traffic data)

Court	Criminal Cases				Civil Cases			
	Filed		Disposed		Filed		Disposed	
	FY 2019	FY 2020	FY 2019	FY 2020	FY 2019	FY 2020	FY 2019	FY 2020
First Judicial District								
Carson City Municipal Court	(b)	(b)	(b)	(b)	(b)	(b)	(b)	(b)
Second Judicial District								
Reno Municipal Court	9,174	6,541	8,346	5,941	119	105	115	97
Sparks Municipal Court	1,923 ^c	1,962 ^c	2,442	2,135	31	25	26	18
Third Judicial District								
Fernley Municipal Court	434	351	409	249	0	1	0	0
Yerington Municipal Court	78	100	60	85	0	0	0	0
Fourth Judicial District								
Carlin Municipal Court	45	87	41	87	0	0	0	0
Elko Municipal Court	374	381	352	285	0	0	1	0
Wells Municipal Court	8	11	7	8	0	0	0	0
West Wendover Municipal Court	109	118	109	92	0	0	0	0
Seventh Judicial District								
Caliente Municipal Court	1	0	1	0	0	0	0	0
Ely Municipal Court	179	114	163	209 ^d	0	0	0	0
Eighth Judicial District								
Boulder Municipal Court	392	462	356	354	6	4	0	2
Henderson Municipal Court	10,117 ^f	8,175	8,765	7,244	121	102	143	126
Las Vegas Municipal Court	23,155	22,211	22,376	19,481	847	636	905	600
Mesquite Municipal Court	656	545	597	461	7	5	5	6
North Las Vegas Municipal Court	5,162	4,504	5,255	4,836	130	81	127	80
Tenth Judicial District								
Fallon Municipal Court	415	338	384	274	0	1	0	0
Total	52,222	45,900	49,663	41,741	1,261	960	1,322	929

^a Case statistics include cases that may have been reopened.

^b Carson City is a consolidated municipality and statistics are reported in the Justice Court tables.

^c Reopened (cases) under-reported.

^d Includes administrative case closures.

^f Reopened (cases) over-reported.

Source: Uniform System for Judicial Records, Nevada AOC, Research and Statistics Unit.

Table A7. Summary of Municipal Court Traffic Cases Filed and Disposed, Fiscal Years 2019-20. ^a

Court	Total Cases		Total Charges		Total Disposed	
	FY 2019	FY 2020	FY 2019	FY 2020	FY 2019	FY 2020
First Judicial District						
Carson City Municipal Court	(b)	(b)	(b)	(b)	(b)	(b)
Second Judicial District						
Reno Municipal Court	11,169	11,523	15,085	15,255	11,098	9,924
Sparks Municipal Court	3,785 ^c	3,458 ^c	5,837	5,267	4,435	3,814
Third Judicial District						
Fernley Municipal Court	3,227	2,677	4,181	3,536	3,025	2,656
Yerington Municipal Court	99	69	143	110	87	55
Fourth Judicial District						
Carlin Municipal Court	115	271	117	272	118	254
Elko Municipal Court	284	279	338	327	238	270
Wells Municipal Court	39	36	49	36	39	35
West Wendover Municipal Court	499	418	556	468	464	448
Seventh Judicial District						
Caliente Municipal Court	0	0	0	0	0	0
Ely Municipal Court	323	231	447	314	333	227
Eighth Judicial District						
Boulder Municipal Court	3,752	2,818	4,755	3,592	3,151	2,469
Henderson Municipal Court	38,593 ^d	22,573	40,052	22,712	33,814	20,318
Las Vegas Municipal Court	60,462	55,424	79,654	71,177	59,580	49,521
Mesquite Municipal Court	1,528	1,181	2,041	1,542	1,500	1,165
North Las Vegas Municipal Court	23,607	17,057	36,594	26,145	24,475	19,356
Tenth Judicial District						
Fallon Municipal Court	693	413	1,029	596	700	427
Total	148,175	118,428	190,878	151,349	143,057	110,939

^a Table contains adult traffic and parking statistics (see table B7-1). Case and charge information include juvenile traffic statistics from the courts that process these matters (see table B9). Case statistics include cases that may have been reopened.

^b Carson City is a consolidated municipality and statistics are reported in the Justice Court tables.

^c Reopened (cases) under-reported.

^d Reopened (cases) over-reported.

Source: Uniform System for Judicial Records, Nevada AOC, Research and Statistics Unit.

Table B1-1. Criminal Caseload Processed by District Courts in Nevada, Fiscal Year 2020.

District Court, Criminal Caseload, Aggregate (1 of 2)			Felony, Total	Gross Misdemeanor, Total	Criminal Appeal from LJ Courts	Totals
Totals^a	Nevada District Courts	New Filings (cases)	8,958	1,525	108	10,591
		Reopened (cases)	3,908	468	4	4,380
		Charges	16,365	2,148	0	18,513
		Grand Total Dispositions	12,586	1,984	120	14,690
		Total Non-Trial Dispositions	12,445	1,982	120	14,547
		Total Bench Trial Dispositions	10	0	0	10
Total Jury Trial Dispositions	131	2	0	133		
1st Judicial District	Carson City District Court	New Filings (cases)	185	43	1	229
		Reopened (cases)	65	12	0	77
		Charges	252	62	0	314
		Grand Total Dispositions	193	40	0	233
		Total Non-Trial Dispositions	193	40	0	233
	Total Bench Trial Dispositions	0	0	0	0	
	Total Jury Trial Dispositions	0	0	0	0	
	Storey County District Court	New Filings (cases)	5	1	2	8
		Reopened (cases)	0	0	0	0
		Charges	5	1	0	6
Grand Total Dispositions		5	0	0	5	
Total Non-Trial Dispositions		4	0	0	4	
Total Bench Trial Dispositions	1	0	0	1		
Total Jury Trial Dispositions	0	0	0	0		
2nd Judicial District	Washoe County District Court	New Filings (cases)	1,439	286	8	1,733
		Reopened (cases)	629	125	0	754
		Charges	1,991	421	0	2,412
		Grand Total Dispositions	1,584	386	0	1,970
		Total Non-Trial Dispositions	1,559	386	0	1,945
Total Bench Trial Dispositions	0	0	0	0		
Total Jury Trial Dispositions	25	0	0	25		
3rd Judicial District	Lyon County District Court	New Filings (cases)	155	38	4	197
		Reopened (cases)	96	18	0	114
		Charges	237	49	0	286
		Grand Total Dispositions	285	59	5	349
		Total Non-Trial Dispositions	280	59	5	344
Total Bench Trial Dispositions	0	0	0	0		
Total Jury Trial Dispositions	5	0	0	5		
4th Judicial District	Elko County District Court	New Filings (cases)	210	105	9	324
		Reopened (cases)	126	30	0	156
		Charges	471	127	0	598
		Grand Total Dispositions	387	147	17	551
		Total Non-Trial Dispositions	381	147	17	545
Total Bench Trial Dispositions	0	0	0	0		
Total Jury Trial Dispositions	6	0	0	6		
5th Judicial District	Esmeralda County District Court ⁱ	New Filings (cases)	0	0	0	0
		Reopened (cases)	0	0	0	0
		Charges	0	0	0	0
		Grand Total Dispositions	0	0	0	0
		Total Non-Trial Dispositions	0	0	0	0
	Total Bench Trial Dispositions	0	0	0	0	
	Total Jury Trial Dispositions	0	0	0	0	
	Nye County District Court	New Filings (cases)	180	22	0	202
		Reopened (cases)	20	3	0	23
		Charges	267	24	0	291
Grand Total Dispositions		233	18	0	251	
Total Non-Trial Dispositions		231	18	0	249	
Total Bench Trial Dispositions	0	0	0	0		
Total Jury Trial Dispositions	2	0	0	2		
6th Judicial District	Humboldt County District Court	New Filings (cases)	75	7	9	91
		Reopened (cases)	0	0	0	0
		Charges	138	8	0	146
		Grand Total Dispositions	43	6	6	55
		Total Non-Trial Dispositions	41	6	6	53
Total Bench Trial Dispositions	0	0	0	0		
Total Jury Trial Dispositions	2	0	0	2		

^a Totals reflect aggregate information from the Nevada District Courts. Information contained herein may reflect non-standard reporting and is noted by subsequent footnotes.

ⁱ Incomplete data.

Source: Uniform System for Judicial Records, Nevada AOC, Research and Statistics Unit.

Table B1-1. Criminal Caseload Processed by District Courts in Nevada, Fiscal Year 2020.

District Court, Criminal Caseload, Aggregate (2 of 2)			Felony, Total	Gross Misdemeanor, Total	Criminal Appeal from LJ Courts	Totals
7th Judicial District	Eureka County District Court	New Filings (cases)	4	0	0	4
		Reopened (cases)	3	0	0	3
		Charges	9	0	0	9
		Grand Total Dispositions	7	0	0	7
		Total Non-Trial Dispositions	7	0	0	7
	Total Bench Trial Dispositions	0	0	0	0	
	Total Jury Trial Dispositions	0	0	0	0	
	Lincoln County District Court	New Filings (cases)	41	7	0	48
		Reopened (cases)	3	0	0	3
		Charges	58	9	0	67
		Grand Total Dispositions	20	2	0	22
		Total Non-Trial Dispositions	19	2	0	21
Total Bench Trial Dispositions	0	0	0	0		
Total Jury Trial Dispositions	1	0	0	1		
White Pine County District Court	New Filings (cases)	80	6	0	86	
	Reopened (cases)	42	1	0	43	
	Charges	150	10	0	160	
	Grand Total Dispositions	116	8	1	125	
	Total Non-Trial Dispositions	116	8	1	125	
Total Bench Trial Dispositions	0	0	0	0		
Total Jury Trial Dispositions	0	0	0	0		
8th Judicial District	Clark County District Court	New Filings (cases)	6,228	960	58	7,246
		Reopened (cases)	2,862	264	0	3,126
		Charges	12,220	1,380	0	13,600
		Grand Total Dispositions	9,300	1,250	68	10,618
		Total Non-Trial Dispositions	9,206	1,249	68	10,523
Total Bench Trial Dispositions	9	0	0	9		
Total Jury Trial Dispositions	85	1	0	86		
9th Judicial District	Douglas County District Court	New Filings (cases)	156	23	3	182
		Reopened (cases)	12	1	0	13
		Charges	261	24	0	285
		Grand Total Dispositions	151	22	2	175
		Total Non-Trial Dispositions	147	21	2	170
Total Bench Trial Dispositions	0	0	0	0		
Total Jury Trial Dispositions	4	1	0	5		
10th Judicial District	Churchill County District Court	New Filings (cases)	130	19	2	151
		Reopened (cases)	36	11	1	48
		Charges	177	20	0	197
		Grand Total Dispositions	192	34	5	231
		Total Non-Trial Dispositions	192	34	5	231
Total Bench Trial Dispositions	0	0	0	0		
Total Jury Trial Dispositions	0	0	0	0		
11th Judicial District	Lander County District Court	New Filings (cases)	17	1	1	19
		Reopened (cases)	9	3	3	15
		Charges	26	1	0	27
		Grand Total Dispositions	20	3	7	30
		Total Non-Trial Dispositions	20	3	7	30
	Total Bench Trial Dispositions	0	0	0	0	
	Total Jury Trial Dispositions	0	0	0	0	
	Mineral County District Court	New Filings (cases)	34	6	6	46
		Reopened (cases)	2	0	0	2
		Charges	70	10	0	80
		Grand Total Dispositions	27	6	6	39
		Total Non-Trial Dispositions	27	6	6	39
Total Bench Trial Dispositions	0	0	0	0		
Total Jury Trial Dispositions	0	0	0	0		
Pershing County District Court ⁱ	New Filings (cases)	19	1	5	25	
	Reopened (cases)	3	0	0	3	
	Charges	33	2	0	35	
	Grand Total Dispositions	23	3	3	29	
	Total Non-Trial Dispositions	22	3	3	28	
Total Bench Trial Dispositions	0	0	0	0		
Total Jury Trial Dispositions	1	0	0	1		

ⁱ Incomplete data.

Source: Uniform System for Judicial Records, Nevada AOC, Research and Statistics Unit.

Table B1-2. Criminal Caseload Processed by District Courts in Nevada, Fiscal Year 2020.

District Court, Criminal Caseload, Felony (1 of 3)			Crimes Against Persons, Felony	Domestic Violence, Felony	Older/Vulnerable Persons Abuse, Felony	Child Abuse & Neglect, Felony	Protection Order Violation, Felony	Crimes Against Property, Felony	Drugs, Felony	Weapons, Felony	Public Order, Felony	Motor Vehicle - DUI, Felony	Motor Vehicle - Reckless, Felony	Motor Vehicle - Other, Felony	Other, Felony	
Totals^a	Nevada District Courts	New Filings (cases)	2,579	199	54	155	7	3,343	1,461	608	51	261	33	75	132	
		Reopened (cases)	888	54	12	50	6	1,714	732	312	18	24	22	29	47	
		Charges	5,534	350	160	474	8	5,356	2,063	1,579	82	300	73	128	258	
		Grand Total Dispositions	3,308	232	48	170	14	4,921	2,221	916	73	361	63	104	155	
		Total Non-Trial Dispositions	3,211	226	48	167	14	4,905	2,214	911	73	356	62	103	155	
		Total Bench Trial Dispositions	6	1	0	0	0	3	0	0	0	0	0	0	0	
		Total Jury Trial Dispositions	91	5	0	3	0	13	7	5	0	5	1	1	0	
1st Judicial District	Carson City District Court	New Filings (cases)	35	7	0	2	0	59	58	7	1	7	0	4	5	
		Reopened (cases)	12	0	4	1	0	24	11	3	0	4	1	2	3	
		Charges	52	7	0	3	0	76	72	23	1	7	0	6	5	
		Grand Total Dispositions	34	3	0	1	0	77	53	6	0	10	1	3	5	
		Total Non-Trial Dispositions	34	3	0	1	0	77	53	6	0	10	1	3	5	
		Total Bench Trial Dispositions	0	0	0	0	0	0	0	0	0	0	0	0	0	
		Total Jury Trial Dispositions	0	0	0	0	0	0	0	0	0	0	0	0	0	
	Storey County District Court	New Filings (cases)	1	0	0	0	0	3	0	0	0	0	0	0	1	0
		Reopened (cases)	0	0	0	0	0	0	0	0	0	0	0	0	0	
		Charges	1	0	0	0	0	3	0	0	0	0	0	1	0	
		Grand Total Dispositions	2	0	0	0	0	1	1	1	0	0	0	0	0	
		Total Non-Trial Dispositions	1	0	0	0	0	1	1	1	0	0	0	0	0	
		Total Bench Trial Dispositions	1	0	0	0	0	0	0	0	0	0	0	0	0	
		Total Jury Trial Dispositions	0	0	0	0	0	0	0	0	0	0	0	0	0	
2nd Judicial District	Washoe County District Court	New Filings (cases)	311	33	1	13	0	521	345	73	2	77	6	25	32	
		Reopened (cases)	116	8	0	5	2	269	152	40	0	10	0	8	19	
		Charges	491	52	1	29	0	640	431	155	4	89	10	39	50	
		Grand Total Dispositions	322	31	3	19	2	630	341	95	2	74	5	26	34	
		Total Non-Trial Dispositions	303	30	3	19	2	628	341	95	2	72	4	26	34	
		Total Bench Trial Dispositions	0	0	0	0	0	0	0	0	0	0	0	0	0	
		Total Jury Trial Dispositions	19	1	0	0	0	2	0	0	0	2	1	0	0	
3rd Judicial District	Lyon County District Court	New Filings (cases)	28	0	1	1	0	65	29	9	0	12	0	7	3	
		Reopened (cases)	24	1	1	0	1	33	29	4	0	1	0	2	0	
		Charges	55	0	2	1	0	89	34	34	0	12	0	7	3	
		Grand Total Dispositions	55	2	4	5	1	95	78	13	1	14	0	9	8	
		Total Non-Trial Dispositions	51	2	4	4	1	95	78	13	1	14	0	9	8	
		Total Bench Trial Dispositions	0	0	0	0	0	0	0	0	0	0	0	0	0	
		Total Jury Trial Dispositions	4	0	0	1	0	0	0	0	0	0	0	0	0	
4th Judicial District	Elko County District Court	New Filings (cases)	42	2	0	2	0	76	62	10	1	8	1	0	6	
		Reopened (cases)	8	0	0	1	0	49	60	7	0	1	0	0	0	
		Charges	130	5	0	13	0	134	99	19	1	8	1	0	61	
		Grand Total Dispositions	55	0	0	2	0	122	170	18	1	13	1	0	5	
		Total Non-Trial Dispositions	51	0	0	2	0	122	168	18	1	13	1	0	5	
		Total Bench Trial Dispositions	0	0	0	0	0	0	0	0	0	0	0	0	0	
		Total Jury Trial Dispositions	4	0	0	0	0	0	2	0	0	0	0	0	0	

^a Totals reflect aggregate information from the Nevada District Courts. Information contained herein may reflect non-standard reporting and is noted by subsequent footnotes. Case types determined by the USJR charge hierarchy defined in the Nevada Courts Statistical Reporting Dictionary.

Source: Uniform System for Judicial Records, Nevada AOC, Research and Statistics Unit.

Table B1-2. Criminal Caseload Processed by District Courts in Nevada, Fiscal Year 2020.

District Court, Criminal Caseload, Felony (2 of 3)			Crimes Against Persons, Felony	Domestic Violence, Felony	Older/Vulnerable Persons Abuse, Felony	Child Abuse & Neglect, Felony	Protection Order Violation, Felony	Crimes Against Property, Felony	Drugs, Felony	Weapons, Felony	Public Order, Felony	Motor Vehicle - DUI, Felony	Motor Vehicle - Reckless, Felony	Motor Vehicle - Other, Felony	Other, Felony
5th Judicial District	Esmeralda County District Court ⁱ	New Filings (cases)	0	0	0	0	0	0	0	0	0	0	0	0	0
		Reopened (cases)	0	0	0	0	0	0	0	0	0	0	0	0	0
		Charges	0	0	0	0	0	0	0	0	0	0	0	0	0
		Grand Total Dispositions	0	0	0	0	0	0	0	0	0	0	0	0	0
		Total Non-Trial Dispositions	0	0	0	0	0	0	0	0	0	0	0	0	0
		Total Bench Trial Dispositions	0	0	0	0	0	0	0	0	0	0	0	0	0
		Total Jury Trial Dispositions	0	0	0	0	0	0	0	0	0	0	0	0	0
	Nye County District Court	New Filings (cases)	50	0	2	0	1	40	70	7	1	4	0	1	4
		Reopened (cases)	5	0	0	0	0	4	9	2	0	0	0	0	
		Charges	100	0	4	0	1	58	85	8	1	5	0	1	4
		Grand Total Dispositions	46	2	0	4	0	43	105	18	3	4	0	4	4
		Total Non-Trial Dispositions	46	2	0	4	0	43	104	18	3	3	0	4	4
		Total Bench Trial Dispositions	0	0	0	0	0	0	0	0	0	0	0	0	0
		Total Jury Trial Dispositions	0	0	0	0	0	0	1	0	0	1	0	0	0
6th Judicial District	Humboldt County District Court	New Filings (cases)	20	0	0	0	0	16	35	0	0	3	0	0	1
		Reopened (cases)	0	0	0	0	0	0	0	0	0	0	0	0	
		Charges	28	0	0	0	0	42	63	0	0	4	0	0	1
		Grand Total Dispositions	11	0	0	0	0	10	18	0	0	4	0	0	0
		Total Non-Trial Dispositions	10	0	0	0	0	10	18	0	0	3	0	0	0
		Total Bench Trial Dispositions	0	0	0	0	0	0	0	0	0	0	0	0	0
		Total Jury Trial Dispositions	1	0	0	0	0	0	0	0	0	1	0	0	0
7th Judicial District	Eureka County District Court	New Filings (cases)	0	2	0	1	0	1	0	0	0	0	0	0	
		Reopened (cases)	1	0	0	0	0	0	1	1	0	0	0	0	
		Charges	0	3	0	3	0	3	0	0	0	0	0	0	
		Grand Total Dispositions	1	2	0	0	0	1	3	0	0	0	0	0	
		Total Non-Trial Dispositions	1	2	0	0	0	1	3	0	0	0	0	0	
		Total Bench Trial Dispositions	0	0	0	0	0	0	0	0	0	0	0	0	
		Total Jury Trial Dispositions	0	0	0	0	0	0	0	0	0	0	0	0	
	Lincoln County District Court	New Filings (cases)	7	1	1	0	0	9	17	1	1	2	0	1	1
		Reopened (cases)	0	0	0	0	0	0	3	0	0	0	0	0	
		Charges	8	2	1	0	0	15	26	1	1	2	0	1	1
		Grand Total Dispositions	3	1	0	0	0	3	10	1	0	0	0	0	2
		Total Non-Trial Dispositions	3	0	0	0	0	3	10	1	0	0	0	0	2
		Total Bench Trial Dispositions	0	0	0	0	0	0	0	0	0	0	0	0	0
		Total Jury Trial Dispositions	0	1	0	0	0	0	0	0	0	0	0	0	0
White Pine County District Court	New Filings (cases)	15	1	0	1	1	9	33	14	1	2	0	1	2	
	Reopened (cases)	4	1	0	1	0	7	22	5	0	0	0	1	1	
	Charges	30	2	0	1	1	27	66	15	2	2	0	2	2	
	Grand Total Dispositions	17	4	0	2	0	18	52	14	1	3	2	2	1	
	Total Non-Trial Dispositions	17	4	0	2	0	18	52	14	1	3	2	2	1	
	Total Bench Trial Dispositions	0	0	0	0	0	0	0	0	0	0	0	0	0	
	Total Jury Trial Dispositions	0	0	0	0	0	0	0	0	0	0	0	0	0	

ⁱ Incomplete data.

Source: Uniform System for Judicial Records, Nevada AOC, Research and Statistics Unit.

Table B1-2. Criminal Caseload Processed by District Courts in Nevada, Fiscal Year 2020.

District Court, Criminal Caseload, Felony (3 of 3)				Crimes Against Persons, Felony	Domestic Violence, Felony	Older/Vulnerable Persons Abuse, Felony	Child Abuse & Neglect, Felony	Protection Order Violation, Felony	Crimes Against Property, Felony	Drugs, Felony	Weapons, Felony	Public Order, Felony	Motor Vehicle - DUI, Felony	Motor Vehicle - Reckless, Felony	Motor Vehicle - Other, Felony	Other, Felony
8th Judicial District	Clark County	Clark County District Court	New Filings (cases)	1,999	150	45	132	5	2,449	681	479	31	128	25	30	74
			Reopened (cases)	707	44	7	42	3	1,312	413	249	18	8	20	16	23
			Charges	4,522	275	147	418	6	4,127	961	1,308	54	153	59	65	125
			Grand Total Dispositions	2,692	187	40	136	11	3,823	1,192	741	55	224	53	55	91
			Total Non-Trial Dispositions	2,627	183	40	134	11	3,809	1,190	736	55	223	53	54	91
			Total Bench Trial Dispositions	5	1	0	0	0	3	0	0	0	0	0	0	0
			Total Jury Trial Dispositions	60	3	0	2	0	11	2	5	0	1	0	1	0
9th Judicial District	Douglas County	Douglas County District Court	New Filings (cases)	33	0	2	1	0	44	57	2	13	2	1	1	0
			Reopened (cases)	3	0	0	0	0	0	8	0	0	0	1	0	0
			Charges	69	0	2	2	0	69	93	3	18	2	2	1	0
			Grand Total Dispositions	31	0	0	0	0	35	69	2	10	2	1	1	0
			Total Non-Trial Dispositions	29	0	0	0	0	35	67	2	10	2	1	1	0
			Total Bench Trial Dispositions	0	0	0	0	0	0	0	0	0	0	0	0	0
			Total Jury Trial Dispositions	2	0	0	0	0	0	2	0	0	0	0	0	0
10th Judicial District	Churchill County	Churchill County District Court	New Filings (cases)	23	1	1	2	0	47	33	3	0	14	0	3	3
			Reopened (cases)	7	0	0	0	0	16	11	1	0	0	0	0	1
			Charges	33	2	2	3	0	66	43	5	0	14	1	3	5
			Grand Total Dispositions	28	0	0	1	0	58	82	4	0	12	0	3	4
			Total Non-Trial Dispositions	28	0	0	1	0	58	82	4	0	12	0	3	4
			Total Bench Trial Dispositions	0	0	0	0	0	0	0	0	0	0	0	0	0
			Total Jury Trial Dispositions	0	0	0	0	0	0	0	0	0	0	0	0	0
11th Judicial District	Lander County	Lander County District Court	New Filings (cases)	1	0	1	0	0	2	12	1	0	0	0	0	0
			Reopened (cases)	1	0	0	0	0	0	8	0	0	0	0	0	0
			Charges	1	0	1	0	0	4	19	1	0	0	0	0	0
			Grand Total Dispositions	4	0	0	0	0	3	8	3	0	1	0	0	1
			Total Non-Trial Dispositions	4	0	0	0	0	3	8	3	0	1	0	0	1
			Total Bench Trial Dispositions	0	0	0	0	0	0	0	0	0	0	0	0	0
			Total Jury Trial Dispositions	0	0	0	0	0	0	0	0	0	0	0	0	0
	Mineral County	Mineral County District Court	New Filings (cases)	10	1	0	0	0	1	18	1	0	2	0	1	0
			Reopened (cases)	0	0	0	0	0	0	2	0	0	0	0	0	0
			Charges	10	1	0	1	0	2	51	1	0	2	0	2	0
			Grand Total Dispositions	1	0	0	0	0	1	25	0	0	0	0	0	0
			Total Non-Trial Dispositions	1	0	0	0	0	1	25	0	0	0	0	0	0
			Total Bench Trial Dispositions	0	0	0	0	0	0	0	0	0	0	0	0	0
		Total Jury Trial Dispositions	0	0	0	0	0	0	0	0	0	0	0	0	0	
Pershing County	Pershing County District Court ⁱ	New Filings (cases)	4	1	0	0	0	1	11	1	0	0	0	0	1	
		Reopened (cases)	0	0	0	0	0	0	3	0	0	0	0	0	0	
		Charges	4	1	0	0	0	1	20	6	0	0	0	0	1	
		Grand Total Dispositions	6	0	1	0	0	1	14	0	0	0	0	1	0	
		Total Non-Trial Dispositions	5	0	1	0	0	1	14	0	0	0	0	1	0	
		Total Bench Trial Dispositions	0	0	0	0	0	0	0	0	0	0	0	0	0	
Total Jury Trial Dispositions	1	0	0	0	0	0	0	0	0	0	0	0	0			

ⁱ Incomplete data.

Source: Uniform System for Judicial Records, Nevada AOC, Research and Statistics Unit.

Table B1-2. Criminal Caseload Processed by District Courts in Nevada, Fiscal Year 2020.

District Court, Criminal Caseload, Gross Misdemeanor (1 of 3)			Crimes Against Persons, Gross Misdemeanor	Domestic Violence, Gross Misdemeanor	Older/Vulnerable Persons Abuse, Gross Misdemeanor	Child Abuse & Neglect, Gross Misdemeanor	Protection Order Violation, Gross Misdemeanor	Crimes Against Property, Gross Misdemeanor	Drugs, Gross Misdemeanor	Weapons, Gross Misdemeanor	Public Order, Gross Misdemeanor	Motor Vehicle - Other, Gross Misdemeanor	Other, Gross Misdemeanor	Criminal Appeal from Limited Jurisdiction Courts	
Totals^a	Nevada District Courts	New Filings (cases)	354	14	9	166	11	550	96	132	9	4	180	108	
		Reopened (cases)	110	2	1	45	5	184	34	50	2	1	34	4	
		Charges	525	17	14	205	12	755	145	181	12	4	278	0	
		Grand Total Dispositions	487	9	9	192	15	712	165	148	16	5	226	120	
		Total Non-Trial Dispositions	486	9	9	192	15	711	165	148	16	5	226	120	
		Total Bench Trial Dispositions	0	0	0	0	0	0	0	0	0	0	0	0	0
		Total Jury Trial Dispositions	1	0	0	0	0	1	0	0	0	0	0	0	0
1st Judicial District	Carson City District Court	New Filings (cases)	8	0	2	8	0	18	4	3	0	0	0	1	
		Reopened (cases)	4	0	0	0	0	6	0	1	0	0	1	0	
		Charges	10	0	2	17	0	21	5	5	0	0	2	0	
		Grand Total Dispositions	9	0	1	5	0	17	4	2	0	1	1	0	
		Total Non-Trial Dispositions	9	0	1	5	0	17	4	2	0	1	1	0	
		Total Bench Trial Dispositions	0	0	0	0	0	0	0	0	0	0	0	0	0
		Total Jury Trial Dispositions	0	0	0	0	0	0	0	0	0	0	0	0	0
	Storey County District Court	New Filings (cases)	0	0	0	0	0	1	0	0	0	0	0	0	2
		Reopened (cases)	0	0	0	0	0	0	0	0	0	0	0	0	0
		Charges	0	0	0	0	0	1	0	0	0	0	0	0	0
		Grand Total Dispositions	0	0	0	0	0	0	0	0	0	0	0	0	0
		Total Non-Trial Dispositions	0	0	0	0	0	0	0	0	0	0	0	0	0
		Total Bench Trial Dispositions	0	0	0	0	0	0	0	0	0	0	0	0	0
		Total Jury Trial Dispositions	0	0	0	0	0	0	0	0	0	0	0	0	0
2nd Judicial District	Washoe County District Court	New Filings (cases)	74	1	0	26	4	133	11	14	5	0	18	8	
		Reopened (cases)	15	0	0	7	1	79	16	3	0	0	4	0	
		Charges	113	1	1	35	4	162	56	19	5	0	25	0	
		Grand Total Dispositions	77	0	0	36	1	177	57	16	6	0	16	0	
		Total Non-Trial Dispositions	77	0	0	36	1	177	57	16	6	0	16	0	
		Total Bench Trial Dispositions	0	0	0	0	0	0	0	0	0	0	0	0	0
		Total Jury Trial Dispositions	0	0	0	0	0	0	0	0	0	0	0	0	0
3rd Judicial District	Lyon County District Court	New Filings (cases)	10	0	0	2	1	17	0	6	0	0	2	4	
		Reopened (cases)	8	0	0	1	0	4	1	3	0	0	1	0	
		Charges	13	0	0	3	1	21	0	9	0	0	2	0	
		Grand Total Dispositions	20	0	0	4	3	17	2	9	0	0	4	5	
		Total Non-Trial Dispositions	20	0	0	4	3	17	2	9	0	0	4	5	
		Total Bench Trial Dispositions	0	0	0	0	0	0	0	0	0	0	0	0	0
		Total Jury Trial Dispositions	0	0	0	0	0	0	0	0	0	0	0	0	0
4th Judicial District	Elko County District Court	New Filings (cases)	20	0	0	4	0	20	55	3	0	0	3	9	
		Reopened (cases)	4	0	0	2	0	7	17	0	0	0	0	0	
		Charges	28	0	0	8	0	22	58	4	0	0	7	0	
		Grand Total Dispositions	23	0	0	1	0	35	82	5	0	0	1	17	
		Total Non-Trial Dispositions	23	0	0	1	0	35	82	5	0	0	1	17	
		Total Bench Trial Dispositions	0	0	0	0	0	0	0	0	0	0	0	0	0
		Total Jury Trial Dispositions	0	0	0	0	0	0	0	0	0	0	0	0	0

^a Totals reflect aggregate information from the Nevada District Courts. Information contained herein may reflect non-standard reporting and is noted by subsequent footnotes. Case types determined by the USJR charge hierarchy defined in the Nevada Courts Statistical Reporting Dictionary.

Source: Uniform System for Judicial Records, Nevada AOC, Research and Statistics Unit.

Table B1-2. Criminal Caseload Processed by District Courts in Nevada, Fiscal Year 2020.

		District Court, Criminal Caseload, Gross Misdemeanor (2 of 3)	Crimes Against Persons, Gross Misdemeanor	Domestic Violence, Gross Misdemeanor	Older/Vulnerable Persons Abuse, Gross Misdemeanor	Child Abuse & Neglect, Gross Misdemeanor	Protection Order Violation, Gross Misdemeanor	Crimes Against Property, Gross Misdemeanor	Drugs, Gross Misdemeanor	Weapons, Gross Misdemeanor	Public Order, Gross Misdemeanor	Motor Vehicle - Other, Gross Misdemeanor	Other, Gross Misdemeanor	Criminal Appeal from Limited Jurisdiction Courts	
5th Judicial District	Esmeralda County District Court ⁱ	Esmeralda County New Filings (cases)	0	0	0	0	0	0	0	0	0	0	0	0	
		Reopened (cases)	0	0	0	0	0	0	0	0	0	0	0	0	
		Charges	0	0	0	0	0	0	0	0	0	0	0	0	
		Grand Total Dispositions	0	0	0	0	0	0	0	0	0	0	0	0	
		Total Non-Trial Dispositions	0	0	0	0	0	0	0	0	0	0	0	0	
		Total Bench Trial Dispositions	0	0	0	0	0	0	0	0	0	0	0	0	
	Total Jury Trial Dispositions	0	0	0	0	0	0	0	0	0	0	0	0		
	Nye County District Court	Nye County New Filings (cases)	9	0	0	2	0	9	0	1	0	0	1	0	
		Reopened (cases)	3	0	0	0	0	0	0	0	0	0	0	0	
		Charges	11	0	0	2	0	9	0	1	0	0	1	0	
Grand Total Dispositions		3	0	0	6	0	8	0	1	0	0	0	0		
Total Non-Trial Dispositions		3	0	0	6	0	8	0	1	0	0	0	0		
Total Bench Trial Dispositions		0	0	0	0	0	0	0	0	0	0	0	0		
Total Jury Trial Dispositions	0	0	0	0	0	0	0	0	0	0	0	0			
6th Judicial District	Humboldt County District Court	Humboldt County New Filings (cases)	1	0	0	0	0	3	2	0	0	0	1	9	
		Reopened (cases)	0	0	0	0	0	0	0	0	0	0	0	0	
		Charges	2	0	0	0	0	3	2	0	0	0	1	0	
		Grand Total Dispositions	1	0	0	0	0	3	1	1	0	0	0	6	
		Total Non-Trial Dispositions	1	0	0	0	0	3	1	1	0	0	0	6	
		Total Bench Trial Dispositions	0	0	0	0	0	0	0	0	0	0	0	0	
Total Jury Trial Dispositions	0	0	0	0	0	0	0	0	0	0	0	0			
7th Judicial District	Eureka County District Court	Eureka County New Filings (cases)	0	0	0	0	0	0	0	0	0	0	0	0	
		Reopened (cases)	0	0	0	0	0	0	0	0	0	0	0	0	
		Charges	0	0	0	0	0	0	0	0	0	0	0	0	
		Grand Total Dispositions	0	0	0	0	0	0	0	0	0	0	0	0	
		Total Non-Trial Dispositions	0	0	0	0	0	0	0	0	0	0	0	0	
		Total Bench Trial Dispositions	0	0	0	0	0	0	0	0	0	0	0	0	
	Total Jury Trial Dispositions	0	0	0	0	0	0	0	0	0	0	0	0		
	Lincoln County District Court	Lincoln County New Filings (cases)	0	0	0	4	0	0	0	0	0	0	1	2	0
		Reopened (cases)	0	0	0	0	0	0	0	0	0	0	0	0	
		Charges	0	0	0	6	0	0	0	0	0	0	1	2	
		Grand Total Dispositions	0	0	0	0	0	0	0	0	0	0	0	2	
		Total Non-Trial Dispositions	0	0	0	0	0	0	0	0	0	0	0	2	
Total Bench Trial Dispositions		0	0	0	0	0	0	0	0	0	0	0	0		
Total Jury Trial Dispositions	0	0	0	0	0	0	0	0	0	0	0	0			
White Pine County District Court	White Pine County New Filings (cases)	1	1	1	1	0	1	0	0	1	0	0	0	0	
	Reopened (cases)	0	0	0	0	0	0	0	1	0	0	0	0		
	Charges	3	2	2	1	0	1	0	0	1	0	0	0		
	Grand Total Dispositions	1	0	1	2	0	2	0	1	0	0	1	1		
	Total Non-Trial Dispositions	1	0	1	2	0	2	0	1	0	0	1	1		
	Total Bench Trial Dispositions	0	0	0	0	0	0	0	0	0	0	0	0		
Total Jury Trial Dispositions	0	0	0	0	0	0	0	0	0	0	0	0			

ⁱ Incomplete data.

Source: Uniform System for Judicial Records, Nevada AOC, Research and Statistics Unit.

Table B1-2. Criminal Caseload Processed by District Courts in Nevada, Fiscal Year 2020.

District Court, Criminal Caseload, Gross Misdemeanor (3 of 3)				Crimes Against Persons, Gross Misdemeanor	Domestic Violence, Gross Misdemeanor	Older/Vulnerable Persons Abuse, Gross Misdemeanor	Child Abuse & Neglect, Gross Misdemeanor	Protection Order Violation, Gross Misdemeanor	Crimes Against Property, Gross Misdemeanor	Drugs, Gross Misdemeanor	Weapons, Gross Misdemeanor	Public Order, Gross Misdemeanor	Motor Vehicle - Other, Gross Misdemeanor	Other, Gross Misdemeanor	Criminal Appeal from Limited Jurisdiction Courts	
8th Judicial District	Clark County	Clark County District Court	New Filings (cases)	220	12	6	113	6	337	10	102	3	3	148	58	
			Reopened (cases)	69	2	1	35	4	84	0	40	1	0	28	0	
			Charges	332	14	9	127	7	499	10	140	6	3	233	0	
			Grand Total Dispositions	330	9	7	131	11	436	10	111	8	3	194	68	
			Total Non-Trial Dispositions	329	9	7	131	11	436	10	111	8	3	194	68	
			Total Bench Trial Dispositions	0	0	0	0	0	0	0	0	0	0	0	0	0
			Total Jury Trial Dispositions	1	0	0	0	0	0	0	0	0	0	0	0	0
9th Judicial District	Douglas County	Douglas County District Court	New Filings (cases)	2	0	0	4	0	5	7	3	0	0	2	3	
			Reopened (cases)	1	0	0	0	0	0	0	0	0	0	0	0	
			Charges	2	0	0	4	0	6	7	3	0	0	2	0	
			Grand Total Dispositions	5	0	0	4	0	4	5	1	0	0	3	2	
			Total Non-Trial Dispositions	5	0	0	4	0	3	5	1	0	0	3	2	
			Total Bench Trial Dispositions	0	0	0	0	0	0	0	0	0	0	0	0	
			Total Jury Trial Dispositions	0	0	0	0	0	1	0	0	0	0	0	0	
10th Judicial District	Churchill County	Churchill County District Court	New Filings (cases)	7	0	0	2	0	5	3	0	0	0	2	2	
			Reopened (cases)	4	0	0	0	0	4	0	2	1	0	0	1	
			Charges	7	0	0	2	0	6	3	0	0	0	2	0	
			Grand Total Dispositions	14	0	0	3	0	9	2	1	2	0	3	5	
			Total Non-Trial Dispositions	14	0	0	3	0	9	2	1	2	0	3	5	
			Total Bench Trial Dispositions	0	0	0	0	0	0	0	0	0	0	0	0	
			Total Jury Trial Dispositions	0	0	0	0	0	0	0	0	0	0	0	0	
11th Judicial District	Lander County	Lander County District Court	New Filings (cases)	0	0	0	0	0	0	1	0	0	0	0	1	
			Reopened (cases)	2	0	0	0	0	0	0	0	0	1	0	3	
			Charges	0	0	0	0	0	0	1	0	0	0	0	0	
			Grand Total Dispositions	1	0	0	0	0	1	0	0	0	1	0	7	
			Total Non-Trial Dispositions	1	0	0	0	0	1	0	0	0	1	0	7	
			Total Bench Trial Dispositions	0	0	0	0	0	0	0	0	0	0	0	0	
			Total Jury Trial Dispositions	0	0	0	0	0	0	0	0	0	0	0	0	
	Mineral County	Mineral County District Court	New Filings (cases)	2	0	0	0	0	1	2	0	0	0	1	6	
			Reopened (cases)	0	0	0	0	0	0	0	0	0	0	0	0	
			Charges	4	0	0	0	0	3	2	0	0	0	1	0	
			Grand Total Dispositions	3	0	0	0	0	3	0	0	0	0	0	6	
			Total Non-Trial Dispositions	3	0	0	0	0	3	0	0	0	0	0	6	
			Total Bench Trial Dispositions	0	0	0	0	0	0	0	0	0	0	0	0	
		Total Jury Trial Dispositions	0	0	0	0	0	0	0	0	0	0	0	0		
Pershing County	Pershing County District Court ⁱ	New Filings (cases)	0	0	0	0	0	0	1	0	0	0	0	5		
		Reopened (cases)	0	0	0	0	0	0	0	0	0	0	0	0		
		Charges	0	0	0	0	0	1	1	0	0	0	0	0		
		Grand Total Dispositions	0	0	0	0	0	0	2	0	0	0	1	3		
		Total Non-Trial Dispositions	0	0	0	0	0	0	2	0	0	0	1	3		
		Total Jury Trial Dispositions	0	0	0	0	0	0	0	0	0	0	0	0		

ⁱ Incomplete data.

Source: Uniform System for Judicial Records, Nevada AOC, Research and Statistics Unit.

Table B2-1. Civil Caseload Processed by District Courts in Nevada, Fiscal Year 2020.

District Court, Civil Caseload, Aggregate (1 of 3)			Real Property	Tort	Probate	Construction Defect	Contract	Judicial Review/ Appeal	Civil Writ	Other Civil	Totals
Totals ^a	Nevada District Courts	New Filings (cases)	1,130	10,066	5,232	25	2,798	1,829	679	7,657	29,416
		Reopened (cases)	109	276	293	1	121	44	12	227	1,083
		Grand Total Dispositions	1,277	8,848	6,805	81	2,719	1,718	1,038	6,033	28,519
		Total Non-Trial Dispositions	1,233	8,705	6,800	79	2,672	1,714	1,028	5,999	28,230
		Total Bench Trial Dispositions	41	47	3	2	44	4	10	30	181
		Total Jury Trial Dispositions	3	96	2	0	3	0	4	108	
1st Judicial District	Carson City District Court	New Filings (cases)	13	80	130	0	27	95	8	84	437
		Reopened (cases)	2	6	57	0	3	6	1	6	81
		Grand Total Dispositions	18	83	183	0	30	88	9	66	477
		Total Non-Trial Dispositions	18	82	182	0	30	87	9	65	473
		Total Bench Trial Dispositions	0	1	0	0	0	1	0	1	3
			Total Jury Trial Dispositions	0	0	1	0	0	0	0	1
	Storey County District Court	New Filings (cases)	8	1	10	0	2	0	2	4	27
		Reopened (cases)	0	0	1	0	0	0	0	0	1
		Grand Total Dispositions	2	4	9	2	1	1	0	0	19
		Total Non-Trial Dispositions	2	4	9	2	1	1	0	0	19
Total Bench Trial Dispositions		0	0	0	0	0	0	0	0	0	
		Total Jury Trial Dispositions	0	0	0	0	0	0	0	0	
2nd Judicial District	Washoe County District Court	New Filings (cases)	51	550	703	5	123	219	14	1,124	2,789
		Reopened (cases)	14	55	30	0	31	17	1	144	292
		Grand Total Dispositions	98	537	943	15	143	211	10	1,167	3,124
		Total Non-Trial Dispositions	97	526	941	15	143	210	10	1,163	3,105
		Total Bench Trial Dispositions	1	3	1	0	0	1	0	2	8
		Total Jury Trial Dispositions	0	8	1	0	0	0	2	11	
3rd Judicial District	Lyon County District Court	New Filings (cases)	32	14	147	0	36	32	10	55	326
		Reopened (cases)	0	3	13	0	9	0	0	3	28
		Grand Total Dispositions	35	16	126	0	41	27	10	51	306
		Total Non-Trial Dispositions	35	16	126	0	41	27	9	51	305
		Total Bench Trial Dispositions	0	0	0	0	0	0	1	0	1
		Total Jury Trial Dispositions	0	0	0	0	0	0	0	0	
4th Judicial District	Elko County District Court	New Filings (cases)	7	21	102	1	36	20	32	34	253
		Reopened (cases)	0	1	54	0	0	2	0	1	58
		Grand Total Dispositions	6	38	145	0	30	28	19	36	302
		Total Non-Trial Dispositions	6	36	145	0	30	28	19	36	300
		Total Bench Trial Dispositions	0	0	0	0	0	0	0	0	0
		Total Jury Trial Dispositions	0	2	0	0	0	0	0	2	

^a Totals reflect aggregate information from the Nevada District Courts. Information contained herein may reflect non-standard reporting and is noted by subsequent footnotes.

Source: Uniform System for Judicial Records, Nevada AOC, Research and Statistics Unit.

Table B2-1. Civil Caseload Processed by District Courts in Nevada, Fiscal Year 2020.

District Court, Civil Caseload, Aggregate (2 of 3)			Real Property	Tort	Probate	Construction Defect	Contract	Judicial Review/ Appeal	Civil Writ	Other Civil	Totals
5th Judicial District	Esmeralda County District Court ⁱ	New Filings (cases)	0	0	4	0	0	2	0	0	6
		Reopened (cases)	0	0	0	0	0	0	0	0	0
		Grand Total Dispositions	0	0	0	0	0	0	0	0	0
		Total Non-Trial Dispositions	0	0	0	0	0	0	0	0	0
		Total Bench Trial Dispositions	0	0	0	0	0	0	0	0	0
	Total Jury Trial Dispositions	0	0	0	0	0	0	0	0	0	
	Nye County District Court	New Filings (cases)	22	47	270	0	32	14	2	43	430
		Reopened (cases)	1	0	14	0	0	0	0	0	15
		Grand Total Dispositions	20	14	86	0	20	6	1	11	158
		Total Non-Trial Dispositions	20	14	86	0	20	6	1	10	157
Total Bench Trial Dispositions		0	0	0	0	0	0	0	1	1	
Total Jury Trial Dispositions	0	0	0	0	0	0	0	0	0		
6th Judicial District	Humboldt County District Court	New Filings (cases)	7	6	37	0	8	14	10	16	98
		Reopened (cases)	0	0	1	0	0	0	0	1	2
		Grand Total Dispositions	5	8	74	0	12	8	7	11	125
		Total Non-Trial Dispositions	5	8	74	0	12	8	7	11	125
		Total Bench Trial Dispositions	0	0	0	0	0	0	0	0	0
Total Jury Trial Dispositions	0	0	0	0	0	0	0	0	0		
7th Judicial District	Eureka County District Court	New Filings (cases)	0	0	7	0	1	1	2	1	12
		Reopened (cases)	1	0	0	0	0	1	0	0	2
		Grand Total Dispositions	3	0	5	0	1	1	1	0	11
		Total Non-Trial Dispositions	3	0	5	0	1	1	1	0	11
		Total Bench Trial Dispositions	0	0	0	0	0	0	0	0	0
	Total Jury Trial Dispositions	0	0	0	0	0	0	0	0	0	
	Lincoln County District Court	New Filings (cases)	5	2	21	0	0	0	11	8	47
		Reopened (cases)	0	0	0	0	0	0	0	0	0
		Grand Total Dispositions	4	2	14	0	0	0	4	4	28
		Total Non-Trial Dispositions	4	2	14	0	0	0	4	4	28
		Total Bench Trial Dispositions	0	0	0	0	0	0	0	0	0
	Total Jury Trial Dispositions	0	0	0	0	0	0	0	0	0	
	White Pine County District Court	New Filings (cases)	2	9	18	0	3	8	46	9	95
		Reopened (cases)	0	0	2	0	2	0	0	0	4
		Grand Total Dispositions	2	8	20	0	7	15	42	7	101
Total Non-Trial Dispositions		2	8	20	0	7	15	42	7	101	
Total Bench Trial Dispositions		0	0	0	0	0	0	0	0	0	
Total Jury Trial Dispositions	0	0	0	0	0	0	0	0	0		

ⁱ Incomplete data.

Source: Uniform System for Judicial Records, Nevada AOC, Research and Statistics Unit.

Table B2-1. Civil Caseload Processed by District Courts in Nevada, Fiscal Year 2020.

District Court, Civil Caseload, Aggregate (3 of 3)				Real Property	Tort	Probate	Construction Defect	Contract	Judicial Review/ Appeal	Civil Writ	Other Civil	Totals
8th Judicial District	Clark County	Clark County District Court	New Filings (cases)	947	9,291	3,582	18	2,491	1,383	494	6,112	24,318
			Reopened (cases)	86	210	57	1	76	11	9	66	516
			Grand Total Dispositions	1,042	8,093	4,948	63	2,389	1,294	895	4,572	23,296
			Total Non-Trial Dispositions	1,002	7,964	4,948	61	2,342	1,292	886	4,544	23,039
			Total Bench Trial Dispositions	37	43	0	2	44	2	9	26	163
		Total Jury Trial Dispositions	3	86	0	0	3	0	0	2	94	
9th Judicial District	Douglas County	Douglas County District Court	New Filings (cases)	27	37	100	1	29	14	3	95	306
			Reopened (cases)	3	1	22	0	0	2	0	1	29
			Grand Total Dispositions	19	34	111	1	23	8	0	58	254
			Total Non-Trial Dispositions	19	34	110	1	23	8	0	58	253
			Total Bench Trial Dispositions	0	0	1	0	0	0	0	0	1
		Total Jury Trial Dispositions	0	0	0	0	0	0	0	0	0	
10th Judicial District	Churchill County	Churchill County District Court	New Filings (cases)	2	2	49	0	6	18	4	17	98
			Reopened (cases)	1	0	38	0	0	4	1	0	44
			Grand Total Dispositions	15	11	99	0	15	19	5	14	178
			Total Non-Trial Dispositions	13	11	98	0	15	19	5	14	175
			Total Bench Trial Dispositions	2	0	1	0	0	0	0	0	3
		Total Jury Trial Dispositions	0	0	0	0	0	0	0	0	0	
11th Judicial District	Lander County	Lander County District Court	New Filings (cases)	3	0	16	0	1	0	2	9	31
			Reopened (cases)	1	0	3	0	0	0	0	0	4
			Grand Total Dispositions	2	0	30	0	6	2	1	11	52
			Total Non-Trial Dispositions	2	0	30	0	6	2	1	11	52
			Total Bench Trial Dispositions	0	0	0	0	0	0	0	0	0
			Total Jury Trial Dispositions	0	0	0	0	0	0	0	0	
	Mineral County	Mineral County District Court	New Filings (cases)	1	1	13	0	2	6	0	8	31
			Reopened (cases)	0	0	0	0	0	0	0	0	0
			Grand Total Dispositions	0	0	4	0	1	7	0	5	17
			Total Non-Trial Dispositions	0	0	4	0	1	7	0	5	17
			Total Bench Trial Dispositions	0	0	0	0	0	0	0	0	0
			Total Jury Trial Dispositions	0	0	0	0	0	0	0	0	
	Pershing County	Pershing County District Court	New Filings (cases)	3	5	23	0	1	3	39	38	112
			Reopened (cases)	0	0	1	0	0	1	0	5	7
			Grand Total Dispositions	6	0	8	0	0	3	34	20	71
		Total Non-Trial Dispositions	5	0	8	0	0	3	34	20	70	
		Total Bench Trial Dispositions	1	0	0	0	0	0	0	0	1	
		Total Jury Trial Dispositions	0	0	0	0	0	0	0	0		

Source: Uniform System for Judicial Records, Nevada AOC, Research and Statistics Unit.

Table B2-2. Civil Caseload Processed by District Courts in Nevada, Fiscal Year 2020.

District Court Civil Caseload, Real Property and Tort (1 of 3)			Real Property						Tort											
			Unlawful Detainer	Other Landlord/Tenant	Judicial Foreclosure	Other Title to Property	Condemnation/Eminent Domain	Other Real Property	Auto Negligence	Premises Liability	Other Negligence	Medical/Dental	Legal	Accounting	Other Malpractice	Product Liability	Intentional Misconduct	Employment Tort	Insurance Tort	Other Tort
Totals^a	Nevada District Courts	New Filings (cases)	34	89	260	493	19	235	6,809	1,487	615	211	39	5	9	81	205	145	138	322
		Reopened (cases)	2	1	15	75	1	15	123	35	34	8	2	0	0	7	17	8	12	30
		Grand Total Dispositions	37	70	191	717	15	247	5,983	1,243	524	174	27	2	4	75	217	112	122	365
		Total Non-Trial Dispositions	36	68	186	690	15	238	5,897	1,233	518	163	27	2	4	73	204	111	121	352
		Total Bench Trial Dispositions	1	2	5	26	0	7	11	5	4	2	0	0	0	1	13	0	0	11
		Total Jury Trial Dispositions	0	0	0	1	0	2	75	5	2	9	0	0	0	1	0	1	1	2
1st Judicial District	Carson City District Court	New Filings (cases)	0	0	1	4	0	8	42	11	7	3	4	0	3	0	2	0	4	4
		Reopened (cases)	0	0	0	0	0	2	2	0	0	1	0	0	0	0	0	0	0	3
		Grand Total Dispositions	0	1	2	6	0	9	44	13	8	3	3	0	2	0	0	0	1	9
		Total Non-Trial Dispositions	0	1	2	6	0	9	44	12	8	3	3	0	2	0	0	0	1	9
		Total Bench Trial Dispositions	0	0	0	0	0	0	0	1	0	0	0	0	0	0	0	0	0	0
		Total Jury Trial Dispositions	0	0	0	0	0	0	0	0	0	0	0	0	0	0	0	0	0	0
	Storey County District Court	New Filings (cases)	0	0	0	3	2	3	0	0	1	0	0	0	0	0	0	0	0	0
		Reopened (cases)	0	0	0	0	0	0	0	0	0	0	0	0	0	0	0	0	0	0
		Grand Total Dispositions	0	0	0	1	0	1	1	1	1	0	0	0	0	0	1	0	0	0
		Total Non-Trial Dispositions	0	0	0	1	0	1	1	1	1	0	0	0	0	0	1	0	0	0
		Total Bench Trial Dispositions	0	0	0	0	0	0	0	0	0	0	0	0	0	0	0	0	0	0
		Total Jury Trial Dispositions	0	0	0	0	0	0	0	0	0	0	0	0	0	0	0	0	0	0
2nd Judicial District	Washoe County District Court	New Filings (cases)	0	5	8	34	4	0	350	62	49	16	3	0	2	6	15	4	18	25
		Reopened (cases)	2	0	6	6	0	0	27	7	8	2	0	0	0	0	4	2	1	4
		Grand Total Dispositions	0	6	34	55	3	0	336	64	42	19	3	0	1	6	16	3	17	30
		Total Non-Trial Dispositions	0	6	33	55	3	0	329	64	42	17	3	0	1	6	15	3	17	29
		Total Bench Trial Dispositions	0	0	1	0	0	0	0	0	0	1	0	0	0	0	1	0	0	1
		Total Jury Trial Dispositions	0	0	0	0	0	0	7	0	0	1	0	0	0	0	0	0	0	0
3rd Judicial District	Lyon County District Court	New Filings (cases)	0	0	2	18	1	11	7	2	3	0	0	0	0	1	0	0	0	1
		Reopened (cases)	0	0	0	0	0	0	1	0	0	0	0	0	0	0	1	0	0	1
		Grand Total Dispositions	0	0	2	23	2	8	8	1	3	0	0	0	0	0	3	1	0	0
		Total Non-Trial Dispositions	0	0	2	23	2	8	8	1	3	0	0	0	0	0	3	1	0	0
		Total Bench Trial Dispositions	0	0	0	0	0	0	0	0	0	0	0	0	0	0	0	0	0	0
		Total Jury Trial Dispositions	0	0	0	0	0	0	0	0	0	0	0	0	0	0	0	0	0	0
4th Judicial District	Elko County District Court	New Filings (cases)	0	0	3	3	0	1	12	6	0	0	0	0	0	2	0	1	0	
		Reopened (cases)	0	0	0	0	0	0	1	0	0	0	0	0	0	0	0	0	0	0
		Grand Total Dispositions	0	0	1	5	0	0	25	6	4	2	0	0	0	1	0	0	0	0
		Total Non-Trial Dispositions	0	0	1	5	0	0	23	6	4	2	0	0	0	1	0	0	0	0
		Total Bench Trial Dispositions	0	0	0	0	0	0	0	0	0	0	0	0	0	0	0	0	0	0
		Total Jury Trial Dispositions	0	0	0	0	0	0	2	0	0	0	0	0	0	0	0	0	0	0

^a Totals reflect aggregate information from the Nevada District Courts. Information contained herein may reflect non-standard reporting and is noted by subsequent footnotes.

Source: Uniform System for Judicial Records, Nevada AOC, Research and Statistics Unit.

Table B2-2. Civil Caseload Processed by District Courts in Nevada, Fiscal Year 2020.

District Court Civil Caseload, Real Property and Tort (2 of 3)				Real Property						Tort											
				Unlawful Detainer	Other Landlord/Tenant	Judicial Foreclosure	Other Title to Property	Condemnation/Eminent Domain	Other Real Property	Auto Negligence	Premises Liability	Other Negligence	Medical/Dental	Legal	Accounting	Other Malpractice	Product Liability	Intentional Misconduct	Employment Tort	Insurance Tort	Other Tort
5th Judicial District	Esmeralda County District Court ⁱ	New Filings (cases)	0	0	0	0	0	0	0	0	0	0	0	0	0	0	0	0	0	0	
		Reopened (cases)	0	0	0	0	0	0	0	0	0	0	0	0	0	0	0	0	0	0	0
		Grand Total Dispositions	0	0	0	0	0	0	0	0	0	0	0	0	0	0	0	0	0	0	0
		Total Non-Trial Dispositions	0	0	0	0	0	0	0	0	0	0	0	0	0	0	0	0	0	0	0
		Total Bench Trial Dispositions	0	0	0	0	0	0	0	0	0	0	0	0	0	0	0	0	0	0	0
		Total Jury Trial Dispositions	0	0	0	0	0	0	0	0	0	0	0	0	0	0	0	0	0	0	0
	Nye County District Court	New Filings (cases)	1	0	3	18	0	0	19	3	7	0	0	0	1	0	1	0	1	15	
		Reopened (cases)	0	0	0	1	0	0	0	0	0	0	0	0	0	0	0	0	0	0	
		Grand Total Dispositions	0	0	4	16	0	0	6	2	1	0	0	0	0	3	0	0	2		
		Total Non-Trial Dispositions	0	0	4	16	0	0	6	2	1	0	0	0	0	3	0	0	2		
Total Bench Trial Dispositions		0	0	0	0	0	0	0	0	0	0	0	0	0	0	0	0	0			
Total Jury Trial Dispositions		0	0	0	0	0	0	0	0	0	0	0	0	0	0	0	0	0			
6th Judicial District	Humboldt County District Court	New Filings (cases)	0	0	0	4	0	3	3	2	0	0	0	0	0	1	0	0	0		
		Reopened (cases)	0	0	0	0	0	0	0	0	0	0	0	0	0	0	0	0	0		
		Grand Total Dispositions	0	0	1	3	0	1	4	0	3	0	0	0	0	0	0	0	1		
		Total Non-Trial Dispositions	0	0	1	3	0	1	4	0	3	0	0	0	0	0	0	0	1		
		Total Bench Trial Dispositions	0	0	0	0	0	0	0	0	0	0	0	0	0	0	0	0	0		
		Total Jury Trial Dispositions	0	0	0	0	0	0	0	0	0	0	0	0	0	0	0	0	0		
7th Judicial District	Eureka County District Court	New Filings (cases)	0	0	0	0	0	0	0	0	0	0	0	0	0	0	0	0	0		
		Reopened (cases)	0	0	0	1	0	0	0	0	0	0	0	0	0	0	0	0	0		
		Grand Total Dispositions	0	0	0	3	0	0	0	0	0	0	0	0	0	0	0	0	0		
		Total Non-Trial Dispositions	0	0	0	3	0	0	0	0	0	0	0	0	0	0	0	0	0		
		Total Bench Trial Dispositions	0	0	0	0	0	0	0	0	0	0	0	0	0	0	0	0	0		
		Total Jury Trial Dispositions	0	0	0	0	0	0	0	0	0	0	0	0	0	0	0	0	0		
	Lincoln County District Court	New Filings (cases)	0	0	0	4	0	1	0	0	1	0	0	1	0	0	0	0	0		
		Reopened (cases)	0	0	0	0	0	0	0	0	0	0	0	0	0	0	0	0	0		
		Grand Total Dispositions	0	0	0	4	0	0	0	1	0	0	0	1	0	0	0	0	0		
		Total Non-Trial Dispositions	0	0	0	4	0	0	0	1	0	0	0	1	0	0	0	0	0		
		Total Bench Trial Dispositions	0	0	0	0	0	0	0	0	0	0	0	0	0	0	0	0	0		
		Total Jury Trial Dispositions	0	0	0	0	0	0	0	0	0	0	0	0	0	0	0	0	0		
White Pine County District Court	New Filings (cases)	0	0	0	0	0	2	2	0	7	0	0	0	0	0	0	0	0			
	Reopened (cases)	0	0	0	0	0	0	0	0	0	0	0	0	0	0	0	0	0			
	Grand Total Dispositions	0	0	0	1	0	1	3	0	5	0	0	0	0	0	0	0	0			
	Total Non-Trial Dispositions	0	0	0	1	0	1	3	0	5	0	0	0	0	0	0	0	0			
	Total Bench Trial Dispositions	0	0	0	0	0	0	0	0	0	0	0	0	0	0	0	0	0			
	Total Jury Trial Dispositions	0	0	0	0	0	0	0	0	0	0	0	0	0	0	0	0	0			

ⁱ Incomplete data.

Source: Uniform System for Judicial Records, Nevada AOC, Research and Statistics Unit.

Table B2-2. Civil Caseload Processed by District Courts in Nevada, Fiscal Year 2020.

District Court Civil Caseload, Real Property and Tort (3 of 3)				Real Property						Tort											
				Unlawful Detainer	Other Landlord/Tenant	Judicial Foreclosure	Other Title to Property	Condemnation/Eminent Domain	Other Real Property	Auto Negligence	Premises Liability	Other Negligence	Medical/Dental	Legal	Accounting	Other Malpractice	Product Liability	Intentional Misconduct	Employment Tort	Insurance Tort	Other Tort
8th Judicial District	Clark County	Clark County District Court	New Filings (cases)	32	83	240	382	12	198	6,359	1,388	536	190	32	4	3	73	183	140	114	269
			Reopened (cases)	0	1	8	64	1	12	92	28	26	5	2	0	0	7	12	6	11	21
			Grand Total Dispositions	36	62	142	576	9	217	5,535	1,149	447	149	21	1	1	67	193	107	104	319
			Total Non-Trial Dispositions	35	60	138	551	9	209	5,458	1,140	441	140	21	1	1	65	181	106	103	307
			Total Bench Trial Dispositions	1	2	4	24	0	6	11	4	4	1	0	0	0	1	12	0	0	10
			Total Jury Trial Dispositions	0	0	0	1	0	2	66	5	2	8	0	0	0	1	0	1	1	2
9th Judicial District	Douglas County	Douglas County District Court	New Filings (cases)	1	0	3	18	0	5	13	13	3	1	0	0	0	1	1	1	0	4
			Reopened (cases)	0	0	1	1	0	1	0	0	0	0	0	0	0	0	0	0	0	1
			Grand Total Dispositions	1	0	3	12	0	3	15	6	6	0	0	0	0	1	1	1	0	4
			Total Non-Trial Dispositions	1	0	3	12	0	3	15	6	6	0	0	0	0	1	1	1	0	4
			Total Bench Trial Dispositions	0	0	0	0	0	0	0	0	0	0	0	0	0	0	0	0	0	0
			Total Jury Trial Dispositions	0	0	0	0	0	0	0	0	0	0	0	0	0	0	0	0	0	0
10th Judicial District	Churchill County	Churchill County District Court	New Filings (cases)	0	1	0	1	0	0	1	0	1	0	0	0	0	0	0	0	0	0
			Reopened (cases)	0	0	0	1	0	0	0	0	0	0	0	0	0	0	0	0	0	0
			Grand Total Dispositions	0	1	2	5	1	6	6	0	4	1	0	0	0	0	0	0	0	0
			Total Non-Trial Dispositions	0	1	2	4	1	5	6	0	4	1	0	0	0	0	0	0	0	0
			Total Bench Trial Dispositions	0	0	0	1	0	1	0	0	0	0	0	0	0	0	0	0	0	0
			Total Jury Trial Dispositions	0	0	0	0	0	0	0	0	0	0	0	0	0	0	0	0	0	0
11th Judicial District	Lander County	Lander County District Court	New Filings (cases)	0	0	0	2	0	1	0	0	0	0	0	0	0	0	0	0	0	0
			Reopened (cases)	0	0	0	1	0	0	0	0	0	0	0	0	0	0	0	0	0	0
			Grand Total Dispositions	0	0	0	1	0	1	0	0	0	0	0	0	0	0	0	0	0	0
			Total Non-Trial Dispositions	0	0	0	1	0	1	0	0	0	0	0	0	0	0	0	0	0	0
			Total Bench Trial Dispositions	0	0	0	0	0	0	0	0	0	0	0	0	0	0	0	0	0	0
			Total Jury Trial Dispositions	0	0	0	0	0	0	0	0	0	0	0	0	0	0	0	0	0	0
	Mineral County	Mineral County District Court	New Filings (cases)	0	0	0	0	0	1	0	0	0	1	0	0	0	0	0	0	0	0
			Reopened (cases)	0	0	0	0	0	0	0	0	0	0	0	0	0	0	0	0	0	0
			Grand Total Dispositions	0	0	0	0	0	0	0	0	0	0	0	0	0	0	0	0	0	0
			Total Non-Trial Dispositions	0	0	0	0	0	0	0	0	0	0	0	0	0	0	0	0	0	0
			Total Bench Trial Dispositions	0	0	0	0	0	0	0	0	0	0	0	0	0	0	0	0	0	0
			Total Jury Trial Dispositions	0	0	0	0	0	0	0	0	0	0	0	0	0	0	0	0	0	0
Pershing County	Pershing County District Court	New Filings (cases)	0	0	0	2	0	1	1	0	0	0	0	0	0	0	0	0	0	4	
		Reopened (cases)	0	0	0	0	0	0	0	0	0	0	0	0	0	0	0	0	0	0	
		Grand Total Dispositions	0	0	0	6	0	0	0	0	0	0	0	0	0	0	0	0	0	0	
		Total Non-Trial Dispositions	0	0	0	5	0	0	0	0	0	0	0	0	0	0	0	0	0	0	
		Total Bench Trial Dispositions	0	0	0	1	0	0	0	0	0	0	0	0	0	0	0	0	0	0	
		Total Jury Trial Dispositions	0	0	0	0	0	0	0	0	0	0	0	0	0	0	0	0	0	0	

Source: Uniform System for Judicial Records, Nevada AOC, Research and Statistics Unit.

Table B2-2. Civil Caseload Processed by District Courts in Nevada, Fiscal Year 2020.

District Court Civil Caseload, Probate, Construction Defect, and Contract (1 of 3)			Probate						Construction Defect		Contract							
			Summary Administration	General Administration	Special Administration	Set Aside	Probate Trust/Conservatorship	Other Probate	Chapter 40	Other Construction Defect	Uniform Commercial Code (UCC)	Building and Construction	Insurance Carrier	Commercial Instrument	Collection of Accounts	Employment Contract	Other Contract	
Totals^a	Nevada District Courts	New Filings (cases)	1,392	711	944	1,129	293	763	19	6	14	80	168	153	1,237	58	1,088	
		Reopened (cases)	113	60	64	28	7	21	0	1	0	4	12	3	62	0	40	
		Grand Total Dispositions	1,448	667	2,790	1,292	161	447	63	18	14	57	158	124	1,334	36	996	
		Total Non-Trial Dispositions	1,448	665	2,789	1,292	159	447	63	16	14	54	154	118	1,324	35	973	
		Total Bench Trial Dispositions	0	2	0	0	1	0	0	2	0	3	4	6	10	1	20	
		Total Jury Trial Dispositions	0	0	1	0	1	0	0	0	0	0	0	0	0	0	3	
1st Judicial District	Carson City District Court	New Filings (cases)	26	35	20	27	13	9	0	0	1	2	1	0	14	0	9	
		Reopened (cases)	21	22	11	1	2	0	0	0	0	0	0	0	0	0	0	3
		Grand Total Dispositions	59	59	22	28	10	5	0	0	0	0	2	0	17	0	11	
		Total Non-Trial Dispositions	59	59	21	28	10	5	0	0	0	0	2	0	17	0	11	
		Total Bench Trial Dispositions	0	0	0	0	0	0	0	0	0	0	0	0	0	0	0	
		Total Jury Trial Dispositions	0	0	1	0	0	0	0	0	0	0	0	0	0	0	0	
	Storey County District Court	New Filings (cases)	2	3	3	2	0	0	0	0	0	0	0	0	1	0	1	
		Reopened (cases)	0	1	0	0	0	0	0	0	0	0	0	0	0	0	0	
		Grand Total Dispositions	1	2	4	2	0	0	0	0	2	0	1	0	0	0	0	
		Total Non-Trial Dispositions	1	2	4	2	0	0	0	0	2	0	1	0	0	0	0	
		Total Bench Trial Dispositions	0	0	0	0	0	0	0	0	0	0	0	0	0	0	0	
		Total Jury Trial Dispositions	0	0	0	0	0	0	0	0	0	0	0	0	0	0	0	
2nd Judicial District	Washoe County District Court	New Filings (cases)	164	134	144	133	58	70	3	2	0	9	6	4	69	3	32	
		Reopened (cases)	4	3	14	6	1	2	0	0	0	1	0	0	26	0	4	
		Grand Total Dispositions	234	201	177	191	65	75	13	2	0	9	6	5	86	2	35	
		Total Non-Trial Dispositions	234	201	177	191	63	75	13	2	0	9	6	5	86	2	35	
		Total Bench Trial Dispositions	0	0	0	0	1	0	0	0	0	0	0	0	0	0	0	
		Total Jury Trial Dispositions	0	0	0	0	1	0	0	0	0	0	0	0	0	0	0	
3rd Judicial District	Lyon County District Court	New Filings (cases)	50	16	27	38	6	10	0	0	0	2	0	0	31	0	3	
		Reopened (cases)	8	2	1	1	1	0	0	0	0	0	0	0	7	0	2	
		Grand Total Dispositions	52	9	16	36	5	8	0	0	0	1	0	0	30	0	10	
		Total Non-Trial Dispositions	52	9	16	36	5	8	0	0	0	1	0	0	30	0	10	
		Total Bench Trial Dispositions	0	0	0	0	0	0	0	0	0	0	0	0	0	0	0	
		Total Jury Trial Dispositions	0	0	0	0	0	0	0	0	0	0	0	0	0	0	0	
4th Judicial District	Elko County District Court	New Filings (cases)	21	7	21	51	1	1	1	0	0	5	1	0	22	2	6	
		Reopened (cases)	28	3	11	8	1	3	0	0	0	0	0	0	0	0	0	
		Grand Total Dispositions	50	7	23	59	0	6	0	0	0	3	0	0	23	0	4	
		Total Non-Trial Dispositions	50	7	23	59	0	6	0	0	0	3	0	0	23	0	4	
		Total Bench Trial Dispositions	0	0	0	0	0	0	0	0	0	0	0	0	0	0	0	
		Total Jury Trial Dispositions	0	0	0	0	0	0	0	0	0	0	0	0	0	0	0	

^a Totals reflect aggregate information from the Nevada District Courts. Information contained herein may reflect non-standard reporting and is noted by subsequent footnotes.

Source: Uniform System for Judicial Records, Nevada AOC, Research and Statistics Unit.

Table B2-2. Civil Caseload Processed by District Courts in Nevada, Fiscal Year 2020.

District Court Civil Caseload, Probate, Construction Defect, and Contract (2 of 3)				Probate						Construction Defect		Contract							
				Summary Administration	General Administration	Special Administration	Set Aside	Probate Trust/Conservatorship	Other Probate	Chapter 40	Other Construction Defect	Uniform Commercial Code (UCC)	Building and Construction	Insurance Carrier	Commercial Instrument	Collection of Accounts	Employment Contract	Other Contract	
5th Judicial District	Esmeralda County District Court ⁱ	New Filings (cases)	0	0	0	0	1	3	0	0	0	0	0	0	0	0	0	0	
		Reopened (cases)	0	0	0	0	0	0	0	0	0	0	0	0	0	0	0	0	0
		Grand Total Dispositions	0	0	0	0	0	0	0	0	0	0	0	0	0	0	0	0	0
		Total Non-Trial Dispositions	0	0	0	0	0	0	0	0	0	0	0	0	0	0	0	0	0
		Total Bench Trial Dispositions	0	0	0	0	0	0	0	0	0	0	0	0	0	0	0	0	0
		Total Jury Trial Dispositions	0	0	0	0	0	0	0	0	0	0	0	0	0	0	0	0	0
	Nye County District Court	New Filings (cases)	27	3	32	93	10	105	0	0	0	3	0	0	12	0	17		
		Reopened (cases)	5	1	3	1	0	4	0	0	0	0	0	0	0	0	0	0	0
		Grand Total Dispositions	18	1	6	27	2	32	0	0	0	1	0	0	6	0	13		
		Total Non-Trial Dispositions	18	1	6	27	2	32	0	0	0	1	0	0	6	0	13		
Total Bench Trial Dispositions	0	0	0	0	0	0	0	0	0	0	0	0	0	0	0	0	0	0	
Total Jury Trial Dispositions	0	0	0	0	0	0	0	0	0	0	0	0	0	0	0	0	0	0	
6th Judicial District	Humboldt County District Court	New Filings (cases)	10	1	3	14	0	9	0	0	0	0	0	7	0	1			
		Reopened (cases)	0	0	0	1	0	0	0	0	0	0	0	0	0	0	0	0	0
		Grand Total Dispositions	17	13	3	20	4	17	0	0	0	0	0	8	0	4			
		Total Non-Trial Dispositions	17	13	3	20	4	17	0	0	0	0	0	8	0	4			
		Total Bench Trial Dispositions	0	0	0	0	0	0	0	0	0	0	0	0	0	0	0	0	0
Total Jury Trial Dispositions	0	0	0	0	0	0	0	0	0	0	0	0	0	0	0	0	0	0	
7th Judicial District	Eureka County District Court	New Filings (cases)	0	2	0	5	0	0	0	0	0	0	0	0	0	0	1		
		Reopened (cases)	0	0	0	0	0	0	0	0	0	0	0	0	0	0	0	0	0
		Grand Total Dispositions	0	2	0	3	0	0	0	0	0	0	0	0	0	0	1		
		Total Non-Trial Dispositions	0	2	0	3	0	0	0	0	0	0	0	0	0	0	1		
		Total Bench Trial Dispositions	0	0	0	0	0	0	0	0	0	0	0	0	0	0	0	0	0
	Total Jury Trial Dispositions	0	0	0	0	0	0	0	0	0	0	0	0	0	0	0	0	0	
	Lincoln County District Court	New Filings (cases)	5	4	2	9	0	1	0	0	0	0	0	0	0	0	0	0	
		Reopened (cases)	0	0	0	0	0	0	0	0	0	0	0	0	0	0	0	0	
		Grand Total Dispositions	4	2	0	7	1	0	0	0	0	0	0	0	0	0	0	0	
		Total Non-Trial Dispositions	4	2	0	7	1	0	0	0	0	0	0	0	0	0	0	0	
	Total Bench Trial Dispositions	0	0	0	0	0	0	0	0	0	0	0	0	0	0	0	0	0	
	Total Jury Trial Dispositions	0	0	0	0	0	0	0	0	0	0	0	0	0	0	0	0	0	
	White Pine County District Court	New Filings (cases)	5	0	1	10	0	2	0	0	0	0	0	1	0	2			
Reopened (cases)		0	0	0	2	0	0	0	0	0	0	0	2	0	0				
Grand Total Dispositions		6	0	2	11	0	1	0	0	0	0	0	6	0	1				
Total Non-Trial Dispositions		6	0	2	11	0	1	0	0	0	0	0	6	0	1				
Total Bench Trial Dispositions	0	0	0	0	0	0	0	0	0	0	0	0	0	0	0	0	0		
Total Jury Trial Dispositions	0	0	0	0	0	0	0	0	0	0	0	0	0	0	0	0	0		

ⁱ Incomplete data.

Source: Uniform System for Judicial Records, Nevada AOC, Research and Statistics Unit.

Table B2-2. Civil Caseload Processed by District Courts in Nevada, Fiscal Year 2020.

District Court Civil Caseload, Probate, Construction Defect, and Contract (3 of 3)			Probate							Construction Defect		Contract						
			Summary Administration	General Administration	Special Administration	Set Aside	Probate Trust/Conservatorship	Other Probate	Chapter 40	Other Construction Defect	Uniform Commercial Code (UCC)	Building and Construction	Insurance Carrier	Commercial Instrument	Collection of Accounts	Employment Contract	Other Contract	
8th Judicial District	Clark County	Clark County District Court	New Filings (cases)	1,035	474	670	674	193	536	15	3	13	57	159	149	1,068	52	993
			Reopened (cases)	20	7	11	7	1	11	0	1	0	3	12	3	27	0	31
			Grand Total Dispositions	937	304	2,503	848	69	287	49	14	14	42	149	119	1,138	34	893
			Total Non-Trial Dispositions	937	304	2,503	848	69	287	49	12	14	39	145	113	1,128	33	870
			Total Bench Trial Dispositions	0	0	0	0	0	0	0	2	0	3	4	6	10	1	20
			Total Jury Trial Dispositions	0	0	0	0	0	0	0	0	0	0	0	0	0	0	3
9th Judicial District	Douglas County	Douglas County District Court	New Filings (cases)	24	22	8	28	10	8	0	1	0	2	1	0	7	0	19
			Reopened (cases)	7	10	4	0	1	0	0	0	0	0	0	0	0	0	0
			Grand Total Dispositions	29	43	11	19	3	6	1	0	0	0	1	0	7	0	15
			Total Non-Trial Dispositions	29	42	11	19	3	6	1	0	0	0	1	0	7	0	15
			Total Bench Trial Dispositions	0	1	0	0	0	0	0	0	0	0	0	0	0	0	0
			Total Jury Trial Dispositions	0	0	0	0	0	0	0	0	0	0	0	0	0	0	0
10th Judicial District	Churchill County	Churchill County District Court	New Filings (cases)	14	7	9	13	0	6	0	0	0	0	0	0	3	0	3
			Reopened (cases)	20	11	6	0	0	1	0	0	0	0	0	0	0	0	0
			Grand Total Dispositions	39	20	19	16	0	5	0	0	0	0	0	0	8	0	7
			Total Non-Trial Dispositions	39	19	19	16	0	5	0	0	0	0	0	0	8	0	7
			Total Bench Trial Dispositions	0	1	0	0	0	0	0	0	0	0	0	0	0	0	0
			Total Jury Trial Dispositions	0	0	0	0	0	0	0	0	0	0	0	0	0	0	0
11th Judicial District	Lander County	Lander County District Court	New Filings (cases)	2	1	1	12	0	0	0	0	0	0	0	0	0	1	0
			Reopened (cases)	0	0	2	1	0	0	0	0	0	0	0	0	0	0	0
			Grand Total Dispositions	2	4	1	19	1	3	0	0	0	0	0	0	4	0	2
			Total Non-Trial Dispositions	2	4	1	19	1	3	0	0	0	0	0	0	4	0	2
			Total Bench Trial Dispositions	0	0	0	0	0	0	0	0	0	0	0	0	0	0	0
			Total Jury Trial Dispositions	0	0	0	0	0	0	0	0	0	0	0	0	0	0	0
	Mineral County	Mineral County District Court	New Filings (cases)	2	1	1	7	1	1	0	0	0	0	0	0	2	0	0
			Reopened (cases)	0	0	0	0	0	0	0	0	0	0	0	0	0	0	0
			Grand Total Dispositions	0	0	2	0	0	2	0	0	0	0	0	0	1	0	0
			Total Non-Trial Dispositions	0	0	2	0	0	2	0	0	0	0	0	0	1	0	0
			Total Bench Trial Dispositions	0	0	0	0	0	0	0	0	0	0	0	0	0	0	0
			Total Jury Trial Dispositions	0	0	0	0	0	0	0	0	0	0	0	0	0	0	0
Pershing County	Pershing County District Court	New Filings (cases)	5	1	2	13	0	2	0	0	0	0	0	0	0	0	1	
		Reopened (cases)	0	0	1	0	0	0	0	0	0	0	0	0	0	0	0	
		Grand Total Dispositions	0	0	1	6	1	0	0	0	0	0	0	0	0	0	0	
		Total Non-Trial Dispositions	0	0	1	6	1	0	0	0	0	0	0	0	0	0	0	
		Total Bench Trial Dispositions	0	0	0	0	0	0	0	0	0	0	0	0	0	0	0	
		Total Jury Trial Dispositions	0	0	0	0	0	0	0	0	0	0	0	0	0	0	0	

Source: Uniform System for Judicial Records, Nevada AOC, Research and Statistics Unit.

Table B2-2. Civil Caseload Processed by District Courts in Nevada, Fiscal Year 2020.

District Court Civil Caseload, Judicial Review/Appeal, Civil Writ, and Other Civil (1 of 3)			Judicial Review/Appeal							Civil Writ					Other Civil			
			Petition to Seal Records	Mental Competency	Department of Motor Vehicle Appeal	Worker's Compensation Appeal	Other Nevada State Agency Appeal	Appeal from Lower Court	Other Judicial Review/Appeal	Writ of Habeas Corpus	Writ of Mandamus	Writ of Quo Warranto	Writ of Prohibition	Other Civil Writ	Compromise of Minor's Claim	Foreign Judgment	Other Civil Matters	
Totals^a	Nevada District Courts	New Filings (cases)	914	151	4	70	131	409	150	539	91	1	1	47	3,011	377	4,269	
		Reopened (cases)	13	0	0	9	3	9	10	6	4	1	1	0	14	5	208	
		Grand Total Dispositions	720	150	9	76	147	470	146	950	62	2	3	21	1,830	362	3,841	
		Total Non-Trial Dispositions	720	150	9	76	147	468	144	940	62	2	3	21	1,830	361	3,808	
		Total Bench Trial Dispositions	0	0	0	0	0	2	2	10	0	0	0	0	0	1	29	
		Total Jury Trial Dispositions	0	0	0	0	0	0	0	0	0	0	0	0	0	0	4	
1st Judicial District	Carson City District Court	New Filings (cases)	7	0	0	3	63	6	16	0	4	0	0	4	14	2	68	
		Reopened (cases)	1	0	0	2	1	0	2	0	1	0	0	0	1	0	5	
		Grand Total Dispositions	5	0	1	8	59	3	12	0	7	0	0	2	11	1	54	
		Total Non-Trial Dispositions	5	0	1	8	59	3	11	0	7	0	0	2	11	1	53	
		Total Bench Trial Dispositions	0	0	0	0	0	0	1	0	0	0	0	0	0	0	1	
		Total Jury Trial Dispositions	0	0	0	0	0	0	0	0	0	0	0	0	0	0	0	
	Storey County District Court	New Filings (cases)	0	0	0	0	0	0	0	0	0	1	0	0	1	0	0	4
		Reopened (cases)	0	0	0	0	0	0	0	0	0	0	0	0	0	0	0	0
		Grand Total Dispositions	0	0	0	0	0	1	0	0	0	0	0	0	0	0	0	0
		Total Non-Trial Dispositions	0	0	0	0	0	1	0	0	0	0	0	0	0	0	0	0
Total Bench Trial Dispositions		0	0	0	0	0	0	0	0	0	0	0	0	0	0	0	0	
	Total Jury Trial Dispositions	0	0	0	0	0	0	0	0	0	0	0	0	0	0	0		
2nd Judicial District	Washoe County District Court	New Filings (cases)	81	116	0	0	2	6	14	0	7	0	0	7	128	24	972	
		Reopened (cases)	7	0	0	2	1	1	6	0	1	0	0	0	1	0	143	
		Grand Total Dispositions	26	112	2	2	10	8	51	0	8	0	0	2	156	21	990	
		Total Non-Trial Dispositions	26	112	2	2	10	8	50	0	8	0	0	2	156	21	986	
		Total Bench Trial Dispositions	0	0	0	0	0	1	0	0	0	0	0	0	0	0	2	
	Total Jury Trial Dispositions	0	0	0	0	0	0	0	0	0	0	0	0	0	0	2		
3rd Judicial District	Lyon County District Court	New Filings (cases)	9	17	0	1	1	2	2	7	0	0	0	3	9	7	39	
		Reopened (cases)	0	0	0	0	0	0	0	0	0	0	0	0	1	1	1	
		Grand Total Dispositions	9	15	0	1	1	1	1	7	2	0	0	1	9	4	38	
		Total Non-Trial Dispositions	9	15	0	1	0	1	1	6	2	0	0	1	9	4	38	
		Total Bench Trial Dispositions	0	0	0	0	0	0	0	1	0	0	0	0	0	0	0	
	Total Jury Trial Dispositions	0	0	0	0	0	0	0	0	0	0	0	0	0	0			
4th Judicial District	Elko County District Court	New Filings (cases)	7	10	0	0	1	2	0	24	2	0	0	6	5	2	27	
		Reopened (cases)	1	0	0	1	0	0	0	0	0	0	0	0	0	0	1	
		Grand Total Dispositions	6	13	0	1	1	1	6	18	0	0	0	1	5	0	31	
		Total Non-Trial Dispositions	6	13	0	1	1	1	6	18	0	0	0	1	5	0	31	
		Total Bench Trial Dispositions	0	0	0	0	0	0	0	0	0	0	0	0	0	0	0	
	Total Jury Trial Dispositions	0	0	0	0	0	0	0	0	0	0	0	0	0	0			

^a Totals reflect aggregate information from the Nevada District Courts. Information contained herein may reflect non-standard reporting and is noted by subsequent footnotes.

Source: Uniform System for Judicial Records, Nevada AOC, Research and Statistics Unit.

Table B2-2. Civil Caseload Processed by District Courts in Nevada, Fiscal Year 2020.

District Court Civil Caseload, Judicial Review/Appeal, Civil Writ, and Other Civil (2 of 3)				Judicial Review/Appeal							Civil Writ					Other Civil			
				Petition to Seal Records	Mental Competency	Department of Motor Vehicle Appeal	Worker's Compensation Appeal	Other Nevada State Agency Appeal	Appeal from Lower Court	Other Judicial Review/Appeal	Writ of Habeas Corpus	Writ of Mandamus	Writ of Quo Warranto	Writ of Prohibition	Other Civil Writ	Compromise of Minor's Claim	Foreign Judgment	Other Civil Matters	
5th Judicial District	Esmeralda County District Court ⁱ	New Filings (cases)	0	0	0	0	0	2	0	0	0	0	0	0	0	0	0	0	
		Reopened (cases)	0	0	0	0	0	0	0	0	0	0	0	0	0	0	0	0	0
		Grand Total Dispositions	0	0	0	0	0	0	0	0	0	0	0	0	0	0	0	0	0
		Total Non-Trial Dispositions	0	0	0	0	0	0	0	0	0	0	0	0	0	0	0	0	0
		Total Bench Trial Dispositions	0	0	0	0	0	0	0	0	0	0	0	0	0	0	0	0	0
	Total Jury Trial Dispositions	0	0	0	0	0	0	0	0	0	0	0	0	0	0	0	0	0	0
	Nye County District Court	New Filings (cases)	5	0	0	0	1	5	3	0	1	0	0	1	4	6	33	0	0
		Reopened (cases)	0	0	0	0	0	0	0	0	0	0	0	0	0	0	0	0	0
		Grand Total Dispositions	3	0	0	0	1	2	0	0	0	0	0	1	1	1	9	0	0
		Total Non-Trial Dispositions	3	0	0	0	1	2	0	0	0	0	0	1	1	1	8	0	0
Total Bench Trial Dispositions		0	0	0	0	0	0	0	0	0	0	0	0	0	0	1	0	0	
Total Jury Trial Dispositions	0	0	0	0	0	0	0	0	0	0	0	0	0	0	0	0	0	0	
6th Judicial District	Humboldt County District Court	New Filings (cases)	8	4	0	0	0	2	5	4	0	0	1	3	1	12	0	0	
		Reopened (cases)	0	0	0	0	0	0	0	0	0	0	0	0	0	1	0	0	
		Grand Total Dispositions	4	4	0	0	0	0	0	5	2	0	0	3	0	8	0	0	
		Total Non-Trial Dispositions	4	4	0	0	0	0	0	5	2	0	0	3	0	8	0	0	
		Total Bench Trial Dispositions	0	0	0	0	0	0	0	0	0	0	0	0	0	0	0	0	
Total Jury Trial Dispositions	0	0	0	0	0	0	0	0	0	0	0	0	0	0	0	0	0		
7th Judicial District	Eureka County District Court	New Filings (cases)	0	0	0	0	0	1	1	1	0	0	0	0	0	1	0	0	
		Reopened (cases)	0	0	0	0	0	0	1	0	0	0	0	0	0	0	0	0	
		Grand Total Dispositions	0	0	0	0	0	0	1	0	1	0	0	0	0	0	0	0	
		Total Non-Trial Dispositions	0	0	0	0	0	0	1	0	1	0	0	0	0	0	0	0	
		Total Bench Trial Dispositions	0	0	0	0	0	0	0	0	0	0	0	0	0	0	0	0	
	Total Jury Trial Dispositions	0	0	0	0	0	0	0	0	0	0	0	0	0	0	0	0		
	Lincoln County District Court	New Filings (cases)	0	0	0	0	0	0	0	11	0	0	0	0	0	8	0	0	
		Reopened (cases)	0	0	0	0	0	0	0	0	0	0	0	0	0	0	0	0	
		Grand Total Dispositions	0	0	0	0	0	0	0	4	0	0	0	0	0	4	0	0	
		Total Non-Trial Dispositions	0	0	0	0	0	0	0	4	0	0	0	0	0	4	0	0	
Total Bench Trial Dispositions		0	0	0	0	0	0	0	0	0	0	0	0	0	0	0	0		
Total Jury Trial Dispositions	0	0	0	0	0	0	0	0	0	0	0	0	0	0	0	0			
White Pine County District Court	New Filings (cases)	4	0	0	0	1	3	0	40	6	0	0	0	3	6	0	0		
	Reopened (cases)	0	0	0	0	0	0	0	0	0	0	0	0	0	0	0	0		
	Grand Total Dispositions	2	0	0	0	1	10	2	40	2	0	0	0	0	7	0	0		
	Total Non-Trial Dispositions	2	0	0	0	1	10	2	40	2	0	0	0	0	7	0	0		
	Total Bench Trial Dispositions	0	0	0	0	0	0	0	0	0	0	0	0	0	0	0	0		
Total Jury Trial Dispositions	0	0	0	0	0	0	0	0	0	0	0	0	0	0	0	0			

ⁱ Incomplete.

Source: Uniform System for Judicial Records, Nevada AOC, Research and Statistics Unit.

Table B2-2. Civil Caseload Processed by District Courts in Nevada, Fiscal Year 2020.

District Court Civil Caseload, Judicial Review/Appeal, Civil Writ, and Other Civil (3 of 3)				Judicial Review/Appeal							Civil Writ					Other Civil		
				Petition to Seal Records	Mental Competency	Department of Motor Vehicle Appeal	Worker's Compensation Appeal	Other Nevada State Agency Appeal	Appeal from Lower Court	Other Judicial Review/Appeal	Writ of Habeas Corpus	Writ of Mandamus	Writ of Quo Warranto	Writ of Prohibition	Other Civil Writ	Compromise of Minor's Claim	Foreign Judgment	Other Civil Matters
8th Judicial District	Clark County	Clark County District Court	New Filings (cases)	778	0	4	66	60	368	107	434	38	1	1	20	2,840	322	2,950
			Reopened (cases)	2	0	0	4	1	3	1	5	2	1	1	0	11	4	51
			Grand Total Dispositions	649	0	6	64	74	432	69	841	36	2	3	13	1,640	332	2,600
			Total Non-Trial Dispositions	649	0	6	64	74	430	69	832	36	2	3	13	1,640	331	2,573
			Total Bench Trial Dispositions	0	0	0	0	0	2	0	9	0	0	0	0	0	1	25
			Total Jury Trial Dispositions	0	0	0	0	0	0	0	0	0	0	0	0	0	0	2
9th Judicial District	Douglas County	Douglas County District Court	New Filings (cases)	5	0	0	0	1	3	5	0	2	0	0	1	1	7	87
			Reopened (cases)	0	0	0	0	0	2	0	0	0	0	0	0	0	0	1
			Grand Total Dispositions	2	0	0	0	0	5	1	0	0	0	0	0	0	1	57
			Total Non-Trial Dispositions	2	0	0	0	0	5	1	0	0	0	0	0	0	1	57
			Total Bench Trial Dispositions	0	0	0	0	0	0	0	0	0	0	0	0	0	0	0
			Total Jury Trial Dispositions	0	0	0	0	0	0	0	0	0	0	0	0	0	0	0
10th Judicial District	Churchill County	Churchill County District Court	New Filings (cases)	4	2	0	0	1	11	0	2	1	0	0	1	4	2	11
			Reopened (cases)	2	0	0	0	0	2	0	1	0	0	0	0	0	0	0
			Grand Total Dispositions	7	4	0	0	1	7	0	3	1	0	0	1	4	1	9
			Total Non-Trial Dispositions	7	4	0	0	1	7	0	3	1	0	0	1	4	1	9
			Total Bench Trial Dispositions	0	0	0	0	0	0	0	0	0	0	0	0	0	0	0
			Total Jury Trial Dispositions	0	0	0	0	0	0	0	0	0	0	0	0	0	0	0
11th Judicial District	Lander County	Lander County District Court	New Filings (cases)	0	0	0	0	0	0	0	2	0	0	0	0	0	1	8
			Reopened (cases)	0	0	0	0	0	0	0	0	0	0	0	0	0	0	0
			Grand Total Dispositions	0	0	0	0	0	0	2	1	0	0	0	0	1	1	9
			Total Non-Trial Dispositions	0	0	0	0	0	0	2	1	0	0	0	0	1	1	9
			Total Bench Trial Dispositions	0	0	0	0	0	0	0	0	0	0	0	0	0	0	0
			Total Jury Trial Dispositions	0	0	0	0	0	0	0	0	0	0	0	0	0	0	0
	Mineral County	Mineral County District Court	New Filings (cases)	6	0	0	0	0	0	0	0	0	0	0	0	2	0	6
			Reopened (cases)	0	0	0	0	0	0	0	0	0	0	0	0	0	0	0
			Grand Total Dispositions	7	0	0	0	0	0	0	0	0	0	0	0	0	0	5
			Total Non-Trial Dispositions	7	0	0	0	0	0	0	0	0	0	0	0	0	0	5
			Total Bench Trial Dispositions	0	0	0	0	0	0	0	0	0	0	0	0	0	0	0
			Total Jury Trial Dispositions	0	0	0	0	0	0	0	0	0	0	0	0	0	0	0
	Pershing County	Pershing County District Court	New Filings (cases)	0	2	0	0	0	1	0	13	24	0	0	2	1	0	37
			Reopened (cases)	0	0	0	0	0	1	0	0	0	0	0	0	0	0	5
			Grand Total Dispositions	0	2	0	0	0	0	1	31	3	0	0	0	0	0	20
		Total Non-Trial Dispositions	0	2	0	0	0	0	1	31	3	0	0	0	0	0	20	
		Total Bench Trial Dispositions	0	0	0	0	0	0	0	0	0	0	0	0	0	0	0	
		Total Jury Trial Dispositions	0	0	0	0	0	0	0	0	0	0	0	0	0	0	0	

Source: Uniform System for Judicial Records, Nevada AOC, Research and Statistics Unit.

Table B3. Family Caseload Processed by District Courts in Nevada, Fiscal Year 2020.

District Court, Family Caseload (1 of 3)			Domestic Relations Case											Mental Health Case	Guardianships Case	Totals	
			Marriage Dissolution	Paternity	Visitation (Non-Divorce)	Adoptions	Custody (Non-Divorce)	Support			TPR ^a		Request for Domestic Violence Protective Orders (TPOs)				Other Domestic Relations
								IV-D UIFSA	IV-D Intrastate	Other Support	State Initiated (TPR) Petition	Other (TPR) Petition					
Totals^b	Nevada District Courts	New Filings (cases)	15,669	398	85	1,180	3,307	1,279	4,099	59	147	447	10,218	2,528	8,898	2,303	50,617
		Reopened (cases)	3,685	177	12	18	1,599	2,133	2,283	52	9	29	599	146	6,678	1,995	19,415
		Grand Total Dispositions	18,034	514	89	1,138	4,246	4,854	11,909	128	143	459	11,711	2,376	13,729	4,554	73,884
		Total Non-Trial Dispositions	17,741	503	82	1,094	4,078	4,829	11,887	128	70	446	11,709	2,364	13,505	4,327	72,763
		Total Trial Dispositions	293	11	7	44	168	25	22	0	73	13	2	12	224	227	1,121
1st Judicial District	Carson City District Court	New Filings (cases)	400	3	2	61	106	3	60	46	38	34	93	64	64	89	1,063
		Reopened (cases)	115	4	0	0	51	83	43	43	2	0	2	0	6	113	462
		Grand Total Dispositions	479	4	0	55	105	88	89	77	25	40	83	52	65	293	1,455
		Total Non-Trial Dispositions	471	4	0	55	99	88	86	77	25	39	83	52	65	293	1,437
		Total Trial Dispositions	8	0	0	0	6	0	3	0	0	1	0	0	0	0	18
1st Judicial District	Storey County District Court	New Filings (cases)	14	1	0	1	0	0	0	0	0	0	0	2	0	5	23
		Reopened (cases)	2	0	0	0	0	0	0	0	0	0	0	0	0	0	2
		Grand Total Dispositions	10	0	0	0	1	0	0	1	0	0	1	1	0	4	18
		Total Non-Trial Dispositions	8	0	0	0	1	0	0	1	0	0	1	1	0	4	16
		Total Trial Dispositions	2	0	0	0	0	0	0	0	0	0	0	0	0	0	2
2nd Judicial District	Washoe County District Court	New Filings (cases)	1,865	24	31	215	438	773 ^c	(c)	0	102	0	1,962	120	2,361	409	8,300
		Reopened (cases)	619	11	3	5	309	921		0	2	2	41	5	1	91	2,010
		Grand Total Dispositions	1,930	21	27	209	465	862		2	106	0	1,962	112	2,326	430	8,452
		Total Non-Trial Dispositions	1,903	19	24	171	436	862		2	33	0	1,962	112	2,102	206	7,832
		Total Trial Dispositions	27	2	3	38	29	0		0	73	0	0	0	224	224	620
3rd Judicial District	Lyon County District Court	New Filings (cases)	207	0	1	14	53	38	105	0	0	16	0	47	0	48	529
		Reopened (cases)	83	0	0	0	32	56	168	0	0	0	0	5	0	187	531
		Grand Total Dispositions	297	0	2	16	103	100	304	0	0	18	0	50	0	222	1,112
		Total Non-Trial Dispositions	286	0	1	16	99	100	304	0	0	18	0	50	0	222	1,096
		Total Trial Dispositions	11	0	1	0	4	0	0	0	0	0	0	0	0	0	16
4th Judicial District	Elko County District Court	New Filings (cases)	160	7	2	37	52	25	105	2	0	20	15	38	2	50	515
		Reopened (cases)	78	5	0	1	12	67	119	8	0	2	3	12	0	187	494
		Grand Total Dispositions	227	9	1	43	30	70	186	9	3	14	9	51	2	189	843
		Total Non-Trial Dispositions	227	9	1	43	30	70	186	9	3	14	9	51	2	189	843
		Total Trial Dispositions	0	0	0	0	0	0	0	0	0	0	0	0	0	0	0

^a NRS Chapter 128 allows termination of parental rights through motion in existing juvenile child abuse and neglect cases (Table B4). These terminations through motion are not captured in the USJR statistics.

^b Totals reflect aggregate information from the Nevada District Courts. Information contained herein may reflect non-standard reporting and is noted by subsequent footnotes.

^c All IV-D matters reported in the IV-D UIFSA case type.

Source: Uniform System for Judicial Records, Nevada AOC, Research and Statistics Unit.

Table B3. Family Caseload Processed by District Courts in Nevada, Fiscal Year 2020.

District Court, Family Caseload (2 of 3)				Domestic Relations Case										Mental Health Case	Guardianships Case	Totals		
				Marriage Dissolution	Paternity	Visitation (Non-Divorce)	Adoptions	Custody (Non-Divorce)	Support			TPR ^a					Request for Domestic Violence Protective Orders (TPOs)	Other Domestic Relations
									IV-D UIFSA	IV-D Intrastate	Other Support	State Initiated (TPR) Petition	Other (TPR) Petition					
5th Judicial District	Esmeralda County District Court ⁱ	New Filings (cases)	0	0	0	0	0	0	0	0	0	0	0	0	0	0	0	
		Reopened (cases)	0	0	0	0	0	0	0	0	0	0	0	0	0	0	0	0
		Grand Total Dispositions	0	0	0	0	0	0	0	0	0	0	0	0	0	0	0	0
		Total Non-Trial Dispositions	0	0	0	0	0	0	0	0	0	0	0	0	0	0	0	0
	Total Trial Dispositions	0	0	0	0	0	0	0	0	0	0	0	0	0	0	0	0	0
	Nye County District Court	New Filings (cases)	388	12	0	13	30	119	1	0	4	3	0	18	0	29	617	
		Reopened (cases)	10	1	0	0	2	0	0	0	0	2	0	0	0	7	22	
		Grand Total Dispositions	270	1	0	5	9	35	1	0	1	2	0	8	0	14	346	
Total Non-Trial Dispositions		258	1	0	5	9	35	1	0	1	2	0	6	0	14	332		
Total Trial Dispositions	12	0	0	0	0	0	0	0	0	0	0	2	0	0	14			
6th Judicial District	Humboldt County District Court	New Filings (cases)	254	8	0	13	13	0	30	1	0	9	20	9	0	26	383	
		Reopened (cases)	35	0	0	0	2	42	83	0	0	1	2	0	0	0	165	
		Grand Total Dispositions ^d	241	5	0	8	11	391	83	0	0	5	13	9	0	15	781 ^d	
		Total Non-Trial Dispositions	241	5	0	8	11	391	83	0	0	4	13	9	0	15	780	
Total Trial Dispositions	0	0	0	0	0	0	0	0	0	1	0	0	0	0	1			
7th Judicial District	Eureka County District Court	New Filings (cases)	4	0	0	0	1	0	0	0	0	0	0	0	0	3	8	
		Reopened (cases)	2	0	0	0	0	0	0	0	0	0	0	0	0	0	2	
		Grand Total Dispositions	6	0	0	0	1	0	0	0	0	0	0	0	0	2	9	
		Total Non-Trial Dispositions	6	0	0	0	1	0	0	0	0	0	0	0	0	2	9	
	Total Trial Dispositions	0	0	0	0	0	0	0	0	0	0	0	0	0	0	0		
	Lincoln County District Court	New Filings (cases)	22	1	0	0	0	1	2	0	0	0	0	3	0	5	34	
		Reopened (cases)	1	1	0	0	0	0	0	0	0	0	0	0	0	0	2	
		Grand Total Dispositions	16	0	0	0	0	0	1	0	0	0	0	3	0	2	22	
		Total Non-Trial Dispositions	16	0	0	0	0	0	1	0	0	0	0	3	0	2	22	
	Total Trial Dispositions	0	0	0	0	0	0	0	0	0	0	0	0	0	0	0		
	White Pine County District Court	New Filings (cases)	53	0	0	2	14	6	9	1	0	2	0	13	0	5	105	
		Reopened (cases)	8	0	0	0	6	15	13	0	0	0	0	1	0	0	43	
Grand Total Dispositions		52	0	0	2	12	22	18	1	0	0	0	11	0	4	122		
Total Non-Trial Dispositions		43	0	0	0	11	0	2	1	0	0	0	11	0	3	71		
Total Trial Dispositions	9	0	0	2	1	22	16	0	0	0	0	0	0	1	51			

^a NRS Chapter 128 allows termination of parental rights through motion in existing juvenile child abuse and neglect cases (Table B4). These terminations through motion are not captured in the USJR statistics.

^d Includes administrative case closures.

ⁱ Incomplete data.

Source: Uniform System for Judicial Records, Nevada AOC, Research and Statistics Unit.

Table B3. Family Caseload Processed by District Courts in Nevada, Fiscal Year 2020.

District Court, Family Caseload (3 of 3)				Domestic Relations Case											Mental Health Case	Guardianships Case	Totals	
				Marriage Dissolution	Paternity	Visitation (Non-Divorce)	Adoptions	Custody (Non-Divorce)	Support			TPR ^a		Request for Domestic Violence Protective Orders (TPOs)				Other Domestic Relations
									IV-D UIFSA	IV-D Intrastate	Other Support	State Initiated (TPR) Petition	Other (TPR) Petition					
8th Judicial District	Clark County	Clark County District Court	New Filings (cases)	11,281	216	49	794	2,530	269	3,692	0	2	343	8,116	2,182	6,456	1,557	37,487
		Reopened (cases)	2,619	152	9	11	1,157	823	1,829	0	5	21	549	122	6,671	1,359	15,327	
		Grand Total Dispositions	13,383	359	59	765	3,435	3,056 ^b	11,119 ^b	1	8	354	9,628	2,053	11,321	3,263	58,804 ^b	
		Total Non-Trial Dispositions	13,169	350	56	761	3,308	3,056	11,118	1	8	343	9,626	2,043	11,321	3,263	58,423	
			Total Trial Dispositions	214	9	3	4	127	0	1	0	11	2	10	0	0	0	381
9th Judicial District	Douglas County	Douglas County District Court	New Filings (cases)	313	122	0	10	9	24	9	2	0	1	0	0	0	34	524
		Reopened (cases)	16	1	0	0	0	0	1	0	0	0	0	0	0	12	30	
		Grand Total Dispositions	287	107	0	13	7	14	11	32	0	2	0	0	0	41	514	
		Total Non-Trial Dispositions	286	107	0	13	7	12	11	32	0	2	0	0	0	40	510	
			Total Trial Dispositions	1	0	0	0	2	0	0	0	0	0	0	1	4		
10th Judicial District	Churchill County	Churchill County District Court	New Filings (cases)	545	0	0	14	37	20	65	4	0	15	12	27	15	23	777
		Reopened (cases)	59	0	0	1	18	126	27	1	0	0	2	1	0	30	265	
		Grand Total Dispositions	642	3	0	17	51	215	95	4	0	20	15	22	15	63	1,162	
		Total Non-Trial Dispositions	638	3	0	17	50	215	95	4	0	20	15	22	15	63	1,157	
			Total Trial Dispositions	4	0	0	1	0	0	0	0	0	0	0	0	0	5	
11th Judicial District	Lander County	Lander County District Court	New Filings (cases)	124	3	0	3	14	0	0	0	0	4	0	2	0	5	155
		Reopened (cases)	33	2	0	0	4	0	0	0	0	0	0	0	0	2	41	
		Grand Total Dispositions	158	5	0	3	12	0	0	0	0	3	0	0	0	7	188	
		Total Non-Trial Dispositions	158	5	0	3	12	0	0	0	0	3	0	0	0	7	188	
				Total Trial Dispositions	0	0	0	0	0	0	0	0	0	0	0	0	0	
	Mineral County	Mineral County District Court	New Filings (cases)	14	0	0	1	6	0	11	0	1	0	0	2	0	7	42
		Reopened (cases)	0	0	0	0	1	0	0	0	0	1	0	0	0	0	2	
		Grand Total Dispositions	14	0	0	1	2	1	2	0	0	1	0	3	0	1	25	
		Total Non-Trial Dispositions	14	0	0	1	2	0	0	0	0	1	0	3	0	1	22	
				Total Trial Dispositions	0	0	0	0	1	2	0	0	0	0	0	0	3	
	Pershing County	Pershing County District Court	New Filings (cases)	25	1	0	2	4	1	10	3	0	0	0	1	0	8	55
		Reopened (cases)	5	0	0	0	5	0	0	0	0	0	0	0	0	7	17	
Grand Total Dispositions		22	0	0	1	2	0	0	1	0	0	0	1	0	4	31		
Total Non-Trial Dispositions		17	0	0	1	2	0	0	1	0	0	0	1	0	3	25		
			Total Trial Dispositions	5	0	0	0	0	0	0	0	0	0	0	1	6		

^a NRS Chapter 128 allows termination of parental rights through motion in existing juvenile child abuse and neglect cases (Table B4). These terminations through motion are not captured in the USJR statistics.

^d Includes administrative case closures.

Source: Uniform System for Judicial Records, Nevada AOC, Research and Statistics Unit.

Table B4. Juvenile Caseload Processed by District Courts in Nevada, Fiscal Year 2020.

District Court, Juvenile Non-Traffic Caseload (1 of 3)			Delinquency					Status Petition	Dependency/ Child Victim ^a				Miscellaneous Petition	Totals	Hearings			
			Person	Property	Drug	Public Order	Other Delinquency		Child Abuse/ Neglect Petition	Dependent (no fault)	Other Dependency Child Victim	Informal Hearings (Involving a Judicial Officer)			Detention Hearings	Extradition Hearings	Protective Custody Hearings	
Totals^b	Nevada District Courts	New Filings (cases)	2,050	1,303	767	442	1,201	112	1,923	2	18	137	7,955	402	3,818	50	2,343	
		Reopened (cases)	416	313	156	59	113	25	358	0	0	16	1,456					
		Charges	3,218	2,848	1,196	907	4,793	115	-	-	-	-	13,077					
		Grand Total Dispositions	2,365	1,495	849	408	1,263	171	2,503	5	12	142	9,213					
		Total Non-Trial Dispositions	2,336	1,480	846	401	1,252	171	1,938	4	12	142	8,582					
		Total Trial Dispositions	29	15	3	7	11	0	565	1	0	0	631					
1st Judicial District	Carson City District Court	New Filings (cases)	27	17	11	8	4	10	33	0	0	1	111	0	117	0	30	
		Reopened (cases)	27	20	1	5	8	0	153	0	0	0	214					
		Charges	55	52	16	11	24	10	-	-	-	-	168					
		Grand Total Dispositions	39	23	14	11	11	1	180	0	0	0	279					
		Total Non-Trial Dispositions	21	12	11	5	2	1	180	0	0	0	232					
		Total Trial Dispositions	18	11	3	6	9	0	0	0	0	0	47					
1st Judicial District	Storey County District Court	New Filings (cases)	0	0	0	0	0	0	1	0	0	0	1	0	0	0	1	
		Reopened (cases)	0	0	0	0	0	0	4	0	0	0	4					
		Charges	0	0	0	0	0	0	-	-	-	-	0					
		Grand Total Dispositions	0	0	0	1	0	0	4	0	0	0	5					
		Total Non-Trial Dispositions	0	0	0	0	0	0	4	0	0	0	4					
		Total Trial Dispositions	0	0	0	1	0	0	0	0	0	0	1					
2nd Judicial District	Washoe County District Court	New Filings (cases)	497	225	227	43	98	NR	443	(c)	(c)	NR	1,533	NR	656 ^d	(d)	442	
		Reopened (cases) ^f	-	-	-	-	-		-				- ^f					
		Charges	715	405	351	135	375		-				1,981					
		Grand Total Dispositions ^g	719	308	171	59	137		761				2,155 ^g					
		Total Non-Trial Dispositions	714	304	171	59	137		582				1,967					
		Total Trial Dispositions	5	4	0	0	0		179				188					
3rd Judicial District	Lyon County District Court	New Filings (cases)	25	27	15	16	6	37	19	0	0	0	145	0	48	0	0	
		Reopened (cases)	4	14	5	6	3	3	0	0	0	0	35					
		Charges	32	34	25	26	7	40	-	-	-	-	164					
		Grand Total Dispositions	39	38	15	17	8	41	18	0	0	0	176					
		Total Non-Trial Dispositions	38	38	15	17	8	41	18	0	0	0	175					
		Total Trial Dispositions	1	0	0	0	0	0	0	0	0	0	1					
4th Judicial District	Elko County District Court	New Filings (cases)	37	29	16	30	38	7	7	0	0	0	164	7	85	0	37	
		Reopened (cases)	0	0	0	0	0	0	21	0	0	0	21					
		Charges	44	82	22	53	106	7	-	-	-	-	314					
		Grand Total Dispositions	50	37	42	30	40	8	32	0	0	0	239					
		Total Non-Trial Dispositions	50	37	42	30	40	8	32	0	0	0	239					
		Total Trial Dispositions	0	0	0	0	0	0	0	0	0	0	0					

^a May include termination of parental right actions filed through motion per NRS Chapter 128 in existing child abuse/neglect cases. These terminations through motion are not separately captured in the USJR statistics.
^b Totals reflect aggregate information from the Nevada District Courts. Information contained herein may reflect non-standard reporting and is noted by subsequent footnotes. Delinquency case types determined by the USJR charge hierarchy defined in the Nevada Courts Statistical Reporting Dictionary.
^c All Dependency/ Child Victim matters reported in the Child Abuse/Neglect Petition case type.
^d Detention hearings include extradition hearings counts.
^e Reopened (cases) not reported.
^f Includes administrative case closures.
^g Not reported.
 NR Not reported.

Source: Uniform System for Judicial Records, Nevada AOC, Research and Statistics Unit.

Table B4. Juvenile Caseload Processed by District Courts in Nevada, Fiscal Year 2020.

District Court, Juvenile Non-Traffic Caseload (2 of 3)				Delinquency					Status Petition	Dependency/ Child Victim ^a			Miscellaneous Petition	Totals	Hearings				
				Person	Property	Drug	Public Order	Other Delinquency		Child Abuse/ Neglect Petition	Dependent (no fault)	Other Dependency Child Victim			Informal Hearings (Involving a Judicial Officer)	Detention Hearings	Extradition Hearings	Protective Custody Hearings	
5th Judicial District	Esmeralda County District Court ⁱ	New Filings (cases)	0	0	0	0	0	0	0	0	0	0	1	1	0	0	0	0	
		Reopened (cases)	0	0	0	0	0	0	0	0	0	0	0	0	0				
		Charges	0	0	0	0	0	0	0	-	-	-	-	0	0				
		Grand Total Dispositions	0	0	0	0	0	0	0	0	0	0	0	0	0				
		Total Non-Trial Dispositions	0	0	0	0	0	0	0	0	0	0	0	0	0				
		Total Trial Dispositions	0	0	0	0	0	0	0	0	0	0	0	0	0				
	Nye County District Court	New Filings (cases)	39	21	24	39	5	4	37	0	0	0	106	275	23	0	0	81	
		Reopened (cases)	34	30	28	3	10	16	0	0	0	0	16	137					
		Charges	41	34	32	46	8	4	-	-	-	-	-	165					
		Grand Total Dispositions	73	59	65	28	21	59	9	0	0	0	118	432					
Total Non-Trial Dispositions		73	59	65	28	21	59	9	0	0	0	118	432						
Total Trial Dispositions		0	0	0	0	0	0	0	0	0	0	0	0	0					
6th Judicial District	Humboldt County District Court	New Filings (cases)	12	7	10	25	0	0	16	0	0	2	72	0	0	0	0		
		Reopened (cases)	0	0	0	0	0	0	0	0	0	0	0	0					
		Charges	16	11	15	26	0	0	-	-	-	-	-	68					
		Grand Total Dispositions ^g	4	3	5	17	109	0	36	0	0	0	0	174 ^g					
		Total Trial Dispositions	0	0	0	0	0	0	0	0	0	0	0	0	0				
7th Judicial District	Eureka County District Court	New Filings (cases)	1	2	0	0	1	0	1	0	0	0	5	0	0	0	0		
		Reopened (cases)	0	0	0	0	0	0	0	0	0	0	0	0					
		Charges	1	2	0	0	1	0	-	-	-	-	-	4					
		Grand Total Dispositions	1	2	0	0	0	0	0	0	0	0	0	3					
		Total Trial Dispositions	0	0	0	0	0	0	0	0	0	0	0	0	0				
	Lincoln County District Court	New Filings (cases)	7	0	1	2	2	0	0	0	0	3	0	15	0	1	0	0	
		Reopened (cases)	0	0	0	0	0	0	0	0	0	0	0	0					
		Charges	21	0	3	2	10	0	-	-	-	-	-	36					
		Grand Total Dispositions	5	0	1	2	2	0	0	1	1	0	0	12					
		Total Trial Dispositions	0	0	0	0	0	0	0	1	0	0	0	1					
White Pine County District Court	New Filings (cases)	11	8	11	16	38	0	5	1	1	3	94	0	8	0	40			
	Reopened (cases)	1	2	0	2	2	0	1	0	0	0	0	8						
	Charges	16	10	23	27	40	0	-	-	-	-	-	116						
	Grand Total Dispositions	17	7	9	10	31	0	6	1	0	0	0	81						
	Total Trial Dispositions	0	0	0	0	0	0	0	0	0	0	0	0	0					

^a May include termination of parental right actions filed through motion per NRS Chapter 128 in existing child abuse/neglect cases. These terminations through motion are not separately captured in the USJR statistics.

^g Includes administrative case closures.

ⁱ Incomplete data.

Source: Uniform System for Judicial Records, Nevada AOC, Research and Statistics Unit.

Table B4. Juvenile Caseload Processed by District Courts in Nevada, Fiscal Year 2020.

District Court, Juvenile Non-Traffic Caseload (3 of 3)				Delinquency					Status Petition	Dependency/ Child Victim ^a			Miscellaneous Petition	Totals	Hearings			
				Person	Property	Drug	Public Order	Other Delinquency		Child Abuse/ Neglect Petition	Dependent (no fault)	Other Dependency Child Victim			Informal Hearings (Involving a Judicial Officer)	Detention Hearings	Extradition Hearings	Protective Custody Hearings
8th Judicial District	Clark County	Clark County District Court	New Filings (cases)	1,346	933	421	247	916	NR	1,343	1	0	10	5,217	NR	2,841	49	1,706
			Reopened (cases)	340	244	104	35	83		124	0	0	0	930				
			Charges	2,212	2,173	668	559	4,098		-	-	-	-	9,710				
			Grand Total Dispositions	1,373	985	477	210	846		1,388	2	0	17	5,298				
			Total Non-Trial Dispositions	1,368	985	477	210	844		1,002	2	0	17	4,905				
Total Trial Dispositions	5	0	0	0	2		386	0	0	0	393							
9th Judicial District	Douglas County	Douglas County District Court	New Filings (cases)	19	13	4	1	32	0	4	0	13	5	91	2	13	1	0
			Reopened (cases)	2	0	0	0	3	0	0	0	0	0	5				
			Charges	20	17	5	1	35	0	-	-	-	-	78				
			Grand Total Dispositions	9	5	2	1	20	0	2	0	11	2	52				
			Total Non-Trial Dispositions	9	5	2	1	20	0	2	0	11	2	52				
Total Trial Dispositions	0	0	0	0	0	0	0	0	0	0	0	0						
10th Judicial District	Churchill County	Churchill County District Court	New Filings (cases)	25	16	15	15	11	54	9	0	0	0	145	370	40	0	5
			Reopened (cases)	5	3	16	8	0	6	55	0	0	0	93				
			Charges	40	23	24	21	15	54	-	-	-	-	177				
			Grand Total Dispositions	29	22	37	22	12	62	64	0	0	0	248				
			Total Non-Trial Dispositions	29	22	37	22	12	62	64	0	0	0	248				
Total Trial Dispositions	0	0	0	0	0	0	0	0	0	0	0	0						
11th Judicial District	Lander County	Lander County District Court	New Filings (cases)	2	2	8	0	4	0	0	0	0	0	16	0	0	0	0
			Reopened (cases)	0	0	2	0	0	0	0	0	0	0	2				
			Charges	2	2	8	0	4	0	-	-	-	-	16				
			Grand Total Dispositions	4	4	8	0	4	0	2	1	0	0	23				
			Total Non-Trial Dispositions	4	4	8	0	4	0	2	1	0	0	23				
	Total Trial Dispositions	0	0	0	0	0	0	0	0	0	0	0						
	Mineral County	Mineral County District Court	New Filings (cases)	0	2	2	0	11	0	3	0	1	1	20	0	4	0	1
			Reopened (cases)	0	0	0	0	0	0	0	0	0	0	0				
			Charges	0	2	2	0	14	0	-	-	-	-	18				
			Grand Total Dispositions	0	0	3	0	2	0	0	0	0	1	6				
			Total Non-Trial Dispositions	0	0	3	0	2	0	0	0	0	1	6				
	Total Trial Dispositions	0	0	0	0	0	0	0	0	0	0	0						
	Pershing County	Pershing County District Court	New Filings (cases)	2	1	2	0	35	0	2	0	0	8	50	0	5	0	0
			Reopened (cases)	3	0	0	0	4	0	0	0	0	0	7				
			Charges	3	1	2	0	56	0	-	-	-	-	62				
Grand Total Dispositions			3	2	0	0	20	0	1	0	0	4	30					
Total Non-Trial Dispositions			3	2	0	0	20	0	1	0	0	4	30					
Total Trial Dispositions	0	0	0	0	0	0	0	0	0	0	0							

^a May include termination of parental right actions filed through motion per NRS Chapter 128 in existing child abuse/neglect cases. These terminations through motion are not separately captured in the USJR statistics.

NR Not reported.

Source: Uniform System for Judicial Records, Nevada AOC, Research and Statistics Unit.

Table B5-1. Criminal Caseload Processed by Justice Courts in Nevada, Fiscal Year 2020.

Justice Court, Criminal Caseload, Aggregate (1 of 4)			Felony, Total	Gross Misdemeanor, Total	Misdemeanor (Non-Traffic), Total	Criminal Case Totals	Traffic and Parking Totals
Totals^a	Nevada Justice Courts	New Filings (cases)	31,381	3,837	44,619	79,837	279,431
		Reopened (cases)	2,612	410	2,422	5,444	838
		Charges	62,215	8,725	59,636	130,576	344,763
		Grand Total Dispositions	30,431	3,474	40,213	74,118	276,590
		Total Non-Trial Dispositions	30,431	3,474	39,977	73,882	276,371
		Total Trial Dispositions	0	0	236	236	219
1st Judicial District	Carson City Justice Court ^b	New Filings (cases)	659	86	930	1,675	9,276
		Reopened (cases)	6	4	5	15	0
		Charges	1,086	231	1,612	2,929	11,701
		Grand Total Dispositions	338	56	739	1,133	9,636
		Total Non-Trial Dispositions	338	56	714	1,108	9,621
	Total Trial Dispositions	0	0	25	25	15	
	Storey County Justice Court	New Filings (cases)	26	4	162	192	1,219
		Reopened (cases)	0	0	0	0	0
		Charges	33	8	182	223	1,672
		Grand Total Dispositions	16	4	122	142	1,270
Total Non-Trial Dispositions		16	4	115	135	1,254	
Total Trial Dispositions	0	0	7	7	16		
2nd Judicial District	Incline Village Justice Court	New Filings (cases)	21	6	250	277	2,643
		Reopened (cases)	2	0	34	36	31
		Charges	45	9	276	330	2,898
		Grand Total Dispositions	17	4	244	265	2,168
		Total Non-Trial Dispositions	17	4	240	261	2,167
	Total Trial Dispositions	0	0	4	4	1	
	Reno Justice Court	New Filings (cases)	2,352	253	2,023	4,628	16,351
		Reopened (cases)	262	49	535	846	248
		Charges	4,190	486	3,157	7,833	20,432
		Grand Total Dispositions	2,315	233	2,379	4,927	17,038
		Total Non-Trial Dispositions	2,315	233	2,356	4,904	17,030
	Total Trial Dispositions	0	0	23	23	8	
	Sparks Justice Court	New Filings (cases)	1,083	117	1,023	2,223	5,007
		Reopened (cases)	174	41	456	671	123
		Charges	1,864	224	1,695	3,783	6,744
		Grand Total Dispositions	1,132	143	1,300	2,575	5,406
Total Non-Trial Dispositions		1,132	143	1,286	2,561	5,402	
Total Trial Dispositions	0	0	14	14	4		
Wadsworth Justice Court	New Filings (cases)	0	0	69	69	2,152	
	Reopened (cases)	0	0	2	2	9	
	Charges	0	0	80	80	2,590	
	Grand Total Dispositions	0	0	42	42	2,092	
	Total Non-Trial Dispositions	0	0	42	42	2,092	
Total Trial Dispositions	0	0	0	0	0		
3rd Judicial District	Canal Justice Court	New Filings (cases)	131	30	173	334	504
		Reopened (cases)	13	1	2	16	1
		Charges	229	46	205	480	664
		Grand Total Dispositions	133	23	141	297	805
		Total Non-Trial Dispositions	133	23	140	296	803
	Total Trial Dispositions	0	0	1	1	2	
	Dayton Justice Court	New Filings (cases)	73	21	282	376	2,062
		Reopened (cases)	1	0	1	2	2
		Charges	123	36	364	523	2,553
		Grand Total Dispositions	76	20	269	365	2,286
		Total Non-Trial Dispositions	76	20	264	360	2,283
	Total Trial Dispositions	0	0	5	5	3	
Walker River Justice Court	New Filings (cases)	100	13	322	435	2,048	
	Reopened (cases)	5	0	6	11	1	
	Charges	252	35	396	683	2,538	
	Grand Total Dispositions	101	11	364	476	2,133	
	Total Non-Trial Dispositions	101	11	362	474	2,133	
Total Trial Dispositions	0	0	2	2	0		

^a Totals reflect aggregate information from the Nevada Justice Courts. Information contained herein may reflect non-standard reporting and is noted by subsequent footnotes. Case types determined by the USJR charge hierarchy defined in the Nevada Courts Statistical Reporting Dictionary.

^b Carson City Justice Court includes Municipal Court information.

Source: Uniform System for Judicial Records, Nevada AOC, Research and Statistics Unit.

Table B5-1. Criminal Caseload Processed by Justice Courts in Nevada, Fiscal Year 2020.

Justice Court, Criminal Caseload, Aggregate (2 of 4)				Felony, Total	Gross Misdemeanor, Total	Misdemeanor (Non-Traffic), Total	Criminal Case Totals	Traffic and Parking Totals
4th Judicial District	Elko County	Carlin Justice Court	New Filings (cases)	0	2	95	97	815
			Reopened (cases)	0	0	0	0	0
			Charges	0	2	133	135	952
			Grand Total Dispositions	0	1	90	91	818
			Total Non-Trial Dispositions	0	1	87	88	818
			Total Trial Dispositions	0	0	3	3	0
		Eastline Justice Court	New Filings (cases)	0	0	121	121	270
			Reopened (cases)	0	0	6	6	2
			Charges	0	0	198	198	349
			Grand Total Dispositions	0	0	121	121	324
			Total Non-Trial Dispositions	0	0	120	120	324
			Total Trial Dispositions	0	0	1	1	0
	Elko Justice Court	New Filings (cases)	441	56	694	1,191	5,925	
		Reopened (cases)	27	6	220	253	89	
		Charges	890	164	1,057	2,111	6,910	
		Grand Total Dispositions	470	61	997	1,528	5,670	
Total Non-Trial Dispositions		470	61	978	1,509	5,667		
Total Trial Dispositions		0	0	19	19	3		
Wells Justice Court	New Filings (cases)	0	1	107	108	3,086		
	Reopened (cases)	0	0	1	1	1		
	Charges	0	1	202	203	3,393		
	Grand Total Dispositions	0	1	86	87	2,922		
	Total Non-Trial Dispositions	0	1	84	85	2,916		
	Total Trial Dispositions	0	0	2	2	6		
5th Judicial District	Esmeralda County	Esmeralda Justice Court	New Filings (cases)	0	0	0	0	2,108
			Reopened (cases)	0	0	0	0	0
			Charges	0	0	0	0	2,108
			Grand Total Dispositions	0	0	0	0	2,108
			Total Non-Trial Dispositions	0	0	0	0	2,099
			Total Trial Dispositions	0	0	0	0	9
	Nye County	Beatty Justice Court	New Filings (cases)	16	11	50	77	1,349
			Reopened (cases)	0	0	0	0	0
			Charges	29	13	60	102	1,530
			Grand Total Dispositions	29	3	51	83	1,362
			Total Non-Trial Dispositions	29	3	50	82	1,361
			Total Trial Dispositions	0	0	1	1	1
		Pahrump Justice Court	New Filings (cases)	413	79	608	1,100	3,039
			Reopened (cases)	34	10	72	116	162
			Charges	672	164	736	1,572	3,691
			Grand Total Dispositions	460	70	1,035 ^c	1,565 ^c	3,736
Total Non-Trial Dispositions	460	70	1,026	1,556	3,721			
Total Trial Dispositions	0	0	9	9	15			
Tonopah Justice Court	New Filings (cases)	48	5	77	130	2,135		
	Reopened (cases)	0	0	0	0	7		
	Charges	74	15	90	179	2,382		
	Grand Total Dispositions	63	0	88	151	2,341		
Total Non-Trial Dispositions	63	0	86	149	2,333			
Total Trial Dispositions	0	0	2	2	8			
6th Judicial District	Humboldt County	Union Justice Court	New Filings (cases)	129	17	361	507	4,924
			Reopened (cases)	2	0	2	4	2
			Charges	231	42	439	712	5,571
			Grand Total Dispositions	121	16	400	537	4,560
			Total Non-Trial Dispositions	121	16	383	520	4,548
Total Trial Dispositions	0	0	17	17	12			

^c Includes administrative case closures.

Source: Uniform System for Judicial Records, Nevada AOC, Research and Statistics Unit.

Table B5-1. Criminal Caseload Processed by Justice Courts in Nevada, Fiscal Year 2020.

Justice Court, Criminal Caseload, Aggregate (3 of 4)				Felony, Total	Gross Misdemeanor, Total	Misdemeanor (Non-Traffic), Total	Criminal Case Totals	Traffic and Parking Totals
7th Judicial District	Eureka County	Eureka Justice Court	New Filings (cases)	17	1	38	56	692
			Reopened (cases)	0	0	2	2	0
			Charges	28	1	72	101	805
			Grand Total Dispositions	17	1	33	51	652
			Total Non-Trial Dispositions	17	1	32	50	646
	Total Trial Dispositions	0	0	1	1	6		
	Lincoln County	Meadow Valley Justice Court	New Filings (cases)	47	14	94	155	914
			Reopened (cases)	3	2	4	9	1
			Charges	114	33	183	330	1,025
			Grand Total Dispositions	34	8	87	129	915
			Total Non-Trial Dispositions	34	8	85	127	914
		Total Trial Dispositions	0	0	2	2	1	
		Pahrnagat Valley Justice Court	New Filings (cases)	25	6	45	76	2,141
			Reopened (cases)	0	0	0	0	9
			Charges	31	6	68	105	2,323
			Grand Total Dispositions	19	5	55	79	2,353
	Total Non-Trial Dispositions		19	5	55	79	2,352	
	Total Trial Dispositions	0	0	0	0	1		
White Pine County	Ely Justice Court	New Filings (cases)	169	20	180	369	2,084	
		Reopened (cases)	7	1	2	10	4	
		Charges	284	37	224	545	2,282	
		Grand Total Dispositions	129	11	137	277	2,117	
		Total Non-Trial Dispositions	129	11	134	274	2,114	
Total Trial Dispositions	0	0	3	3	3			
8th Judicial District	Clark County	Boulder Justice Court	New Filings (cases)	72	11	25	108	1,837
			Reopened (cases)	4	0	1	5	0
			Charges	251	20	46	317	2,005
			Grand Total Dispositions	70	15	14	99	1,373
			Total Non-Trial Dispositions	70	15	13	98	1,362
		Total Trial Dispositions	0	0	1	1	11	
		Bunkerville Justice Court	New Filings (cases)	1	1	7	9	487
			Reopened (cases)	0	0	0	0	3
			Charges	1	1	7	9	549
			Grand Total Dispositions	2	0	7	9	547
			Total Non-Trial Dispositions	2	0	7	9	544
		Total Trial Dispositions	0	0	0	0	3	
		Goodsprings Justice Court	New Filings (cases)	55	5	135	195	6,869
			Reopened (cases)	0	0	1	1	40
			Charges	110	6	148	264	8,659
			Grand Total Dispositions	43	5	177	225	10,393
			Total Non-Trial Dispositions	43	5	177	225	10,392
		Total Trial Dispositions	0	0	0	0	1	
		Henderson Justice Court	New Filings (cases)	2,116	251	488	2,855	4,503
			Reopened (cases)	34	6	1	41	19
			Charges	4,311	949	1,287	6,547	5,687
			Grand Total Dispositions	1,879	228	486	2,593	4,977
			Total Non-Trial Dispositions	1,879	228	484	2,591	4,976
		Total Trial Dispositions	0	0	2	2	1	
		Las Vegas Justice Court	New Filings (cases)	19,727	2,327	33,070	55,124	163,027
			Reopened (cases)	1,999	282	908	3,189	8 ^d
			Charges	40,961	5,196	41,555	87,712	203,886
			Grand Total Dispositions	19,554	2,102	27,495	49,151	154,531
Total Non-Trial Dispositions	19,554		2,102	27,448	49,104	154,513		
Total Trial Dispositions	0	0	47	47	18			
Laughlin Justice Court	New Filings (cases)	170	16	448	634	6,923		
	Reopened (cases)	0	0	0	0	0		
	Charges	332	55	551	938	8,471		
	Grand Total Dispositions	179	17	365	561	7,542		
	Total Non-Trial Dispositions	179	17	365	561	7,541		
Total Trial Dispositions	0	0	0	0	1			
Mesquite Justice Court	New Filings (cases)	208	7	10	225	0		
	Reopened (cases)	2	0	0	2	0		
	Charges	397	27	64	488	17		
	Grand Total Dispositions	213	7	11	231	0		
	Total Non-Trial Dispositions	213	7	11	231	0		
Total Trial Dispositions	0	0	0	0	0			

^d Reopened (cases) under-reported.

Source: Uniform System for Judicial Records, Nevada AOC, Research and Statistics Unit.

Table B5-1. Criminal Caseload Processed by Justice Courts in Nevada, Fiscal Year 2020.

Justice Court, Criminal Caseload, Aggregate (4 of 4)				Felony, Total	Gross Misdemeanor, Total	Misdemeanor (Non-Traffic), Total	Criminal Case Totals	Traffic and Parking Totals
8th Judicial District Cont.	Clark County Cont.	Moapa Justice Court	New Filings (cases)	14	1	30	45	1,729
			Reopened (cases)	0	0	0	0	6
			Charges	31	6	44	81	1,946
			Grand Total Dispositions	23	0	31	54	1,819
			Total Non-Trial Dispositions	23	0	29	52	1,816
		Total Trial Dispositions	0	0	2	2	3	
		Moapa Valley Justice Court	New Filings (cases)	30	1	109	140	1,035
			Reopened (cases)	0	0	0	0	0
			Charges	119	3	140	262	1,267
			Grand Total Dispositions	18	1	102	121	1,038
			Total Non-Trial Dispositions	18	1	90	109	1,030
		Total Trial Dispositions	0	0	12	12	8	
		North Las Vegas Justice Court	New Filings (cases)	2,400	330	340	3,070	1,117
			Reopened (cases)	11	3	1	15	3
			Charges	4,176	613	1,433	6,222	2,007
			Grand Total Dispositions	2,197	306	505	3,008	1,001
			Total Non-Trial Dispositions	2,197	306	503	3,006	999
Total Trial Dispositions	0	0	2	2	2			
Searchlight Justice Court	New Filings (cases)	19	3	80	102	4,586		
	Reopened (cases)	0	0	0	0	7		
	Charges	31	12	83	126	5,310		
	Grand Total Dispositions	19	2	72	93	4,338		
	Total Non-Trial Dispositions	19	2	70	91	4,326		
Total Trial Dispositions	0	0	2	2	12			
9th Judicial District	Douglas County	East Fork Justice Court	New Filings (cases)	250	39	760	1,049	4,009
			Reopened (cases)	18	3	135	156	42
			Charges	395	84	960	1,439	5,151
			Grand Total Dispositions	236	30	784	1,050	3,622
			Total Non-Trial Dispositions	236	30	774	1,040	3,612
		Total Trial Dispositions	0	0	10	10	10	
		Tahoe Justice Court	New Filings (cases)	101	27	498	626	2,495
			Reopened (cases)	4	1	22	27	8
			Charges	155	45	597	797	3,077
			Grand Total Dispositions	91	22	466	579	2,282
Total Non-Trial Dispositions	91		22	454	567	2,275		
Total Trial Dispositions	0	0	12	12	7			
10th Judicial District	Churchill County	New River Justice Court	New Filings (cases)	224	44	408	676	2,925
			Reopened (cases)	1	1	1	3	5
			Charges	396	90	537	1,023	3,627
			Grand Total Dispositions	198	40	449	687	3,300
			Total Non-Trial Dispositions	198	40	444	682	3,277
Total Trial Dispositions	0	0	5	5	23			
11th Judicial District	Lander County	Argenta Justice Court	New Filings (cases)	35	4	131	170	894
			Reopened (cases)	0	0	0	0	0
			Charges	39	7	147	193	1,024
			Grand Total Dispositions	33	2	132	167	1,061
		Total Non-Trial Dispositions	33	2	132	167	1,061	
		Total Trial Dispositions	0	0	0	0	0	
		Austin Justice Court	New Filings (cases)	2	1	6	9	861
	Reopened (cases)		0	0	0	0	0	
	Charges		4	1	6	11	916	
	Grand Total Dispositions	0	0	38 ^c	38 ^c	877		
	Total Non-Trial Dispositions	0	0	38	38	877		
	Total Trial Dispositions	0	0	0	0	0		
	Mineral County	Hawthorne Justice Court	New Filings (cases)	128	21	185	334	4,198
			Reopened (cases)	3	0	2	5	5
Charges			173	41	349	563	4,710	
Grand Total Dispositions			115	19	128	262	4,106	
Total Non-Trial Dispositions			115	19	128	262	4,104	
Total Trial Dispositions	0	0	0	0	2			
Pershing County	Lake Justice Court	New Filings (cases)	79	6	185	270	1,192	
		Reopened (cases)	0	0	0	0	0	
		Charges	158	16	253	427	1,341	
		Grand Total Dispositions	91	7	171	269	1,071	
		Total Non-Trial Dispositions	91	7	171	269	1,068	
Total Trial Dispositions	0	0	0	0	3			

^c Includes administrative case closures.

Source: Uniform System for Judicial Records, Nevada AOC, Research and Statistics Unit.

Table B5-2. Criminal Caseload Processed by Justice Courts in Nevada, Fiscal Year 2020.

Justice Court, Criminal Caseload, Felony (1 of 6)			Crimes Against Persons, Felony	Domestic Violence, Felony	Older/Vulnerable Persons Abuse, Felony	Child Abuse & Neglect, Felony	Protection Order Violation, Felony	Crimes Against Property, Felony	Drugs, Felony	Weapons, Felony	Public Order, Felony	Motor Vehicle - DUI, Felony	Motor Vehicle - Reckless, Felony	Motor Vehicle - Other, Felony	Other, Felony		
Totals^a	Nevada Justice Courts	New Filings (cases)	6,644	1,675	119	787	49	9,461	10,232	1,169	181	415	22	192	435		
		Reopened (cases)	390	178	2	46	2	437	1,416	64	15	22	0	6	34		
		Charges	13,202	2,490	334	1,521	55	23,370	15,501	3,713	346	492	60	439	692		
		Grand Total Dispositions	6,306	1,592	103	660	42	8,818	10,862	972	155	358	16	133	414		
		Total Non-Trial Dispositions	6,306	1,592	103	660	42	8,818	10,862	972	155	358	16	133	414		
	Total Trial Dispositions	0	0	0	0	0	0	0	0	0	0	0	0	0	0		
1st Judicial District	Carson City Justice Court^b	New Filings (cases)	100	10	5	27	6	159	319	12	0	7	0	2	12		
		Reopened (cases)	3	1	0	1	0	0	0	1	0	0	0	0	0	0	
		Charges	153	12	5	31	7	321	477	39	1	8	0	8	24		
		Grand Total Dispositions	66	8	3	13	3	110	106	7	0	8	0	3	11		
		Total Non-Trial Dispositions	66	8	3	13	3	110	106	7	0	8	0	3	11		
	Total Trial Dispositions	0	0	0	0	0	0	0	0	0	0	0	0	0	0		
	Storey County Justice Court	New Filings (cases)	4	0	0	0	0	9	8	1	0	4	0	0	0	0	
		Reopened (cases)	0	0	0	0	0	0	0	0	0	0	0	0	0	0	
		Charges	7	0	0	0	0	13	8	1	0	4	0	0	0		
		Grand Total Dispositions	2	0	0	0	0	8	5	0	0	0	0	1	0		
Total Non-Trial Dispositions		2	0	0	0	0	8	5	0	0	0	0	1	0			
Total Trial Dispositions	0	0	0	0	0	0	0	0	0	0	0	0	0	0			
2nd Judicial District	Incline Village Justice Court	New Filings (cases)	3	0	0	0	0	15	2	0	0	1	0	0	0		
		Reopened (cases)	0	0	0	1	0	0	1	0	0	0	0	0	0		
		Charges	6	0	0	0	0	33	4	1	0	1	0	0	0		
		Grand Total Dispositions	4	0	0	1	0	7	4	1	0	0	0	0	0		
		Total Non-Trial Dispositions	4	0	0	1	0	7	4	1	0	0	0	0	0		
		Total Trial Dispositions	0	0	0	0	0	0	0	0	0	0	0	0	0		
	Washoe County	Reno Justice Court	New Filings (cases)	568	98	7	97	3	783	564	81	10	60	1	44	36	
			Reopened (cases)	82	29	0	12	1	40	74	9	0	10	0	1	4	
			Charges	832	152	9	144	4	1,471	1,102	242	28	72	2	75	57	
			Grand Total Dispositions	564	100	4	96	4	771	599	60	7	56	0	20	34	
			Total Non-Trial Dispositions	564	100	4	96	4	771	599	60	7	56	0	20	34	
			Total Trial Dispositions	0	0	0	0	0	0	0	0	0	0	0	0	0	
		Sparks Justice Court	New Filings (cases)	195	36	0	58	2	415	272	39	0	32	0	23	11	
			Reopened (cases)	52	22	0	13	0	33	45	3	0	5	0	1	0	
			Charges	307	60	0	74	2	722	472	127	1	36	1	40	22	
			Grand Total Dispositions	218	51	0	56	5	416	277	36	1	37	0	22	13	
			Total Non-Trial Dispositions	218	51	0	56	5	416	277	36	1	37	0	22	13	
			Total Trial Dispositions	0	0	0	0	0	0	0	0	0	0	0	0	0	
		Wadsworth Justice Court	New Filings (cases)	0	0	0	0	0	0	0	0	0	0	0	0	0	0
			Reopened (cases)	0	0	0	0	0	0	0	0	0	0	0	0	0	
Charges	0		0	0	0	0	0	0	0	0	0	0	0	0			
Grand Total Dispositions	0		0	0	0	0	0	0	0	0	0	0	0	0			
Total Non-Trial Dispositions	0		0	0	0	0	0	0	0	0	0	0	0	0			
Total Trial Dispositions	0		0	0	0	0	0	0	0	0	0	0	0	0			

^a Totals reflect aggregate information from the Nevada Justice Courts. Information contained herein may reflect non-standard reporting and is noted by subsequent footnotes. Case types determined by the USJR charge hierarchy defined in the Nevada Courts Statistical Reporting Dictionary.

^b Carson City Justice Court includes Municipal Court information.

Source: Uniform System for Judicial Records, Nevada AOC, Research and Statistics Unit.

Table B5-2. Criminal Caseload Processed by Justice Courts in Nevada, Fiscal Year 2020.

Justice Court, Criminal Caseload, Felony (2 of 6)		Crimes Against Persons, Felony	Domestic Violence, Felony	Older/Vulnerable Persons Abuse, Felony	Child Abuse & Neglect, Felony	Protection Order Violation, Felony	Crimes Against Property, Felony	Drugs, Felony	Weapons, Felony	Public Order, Felony	Motor Vehicle - DUI, Felony	Motor Vehicle - Reckless, Felony	Motor Vehicle - Other, Felony	Other, Felony			
3rd Judicial District	Lyon County	Canal Justice Court	New Filings (cases)	28	1	0	2	5	56	24	7	0	3	0	5	0	
			Reopened (cases)	8	1	0	0	0	2	1	0	1	0	0	0	0	0
			Charges	43	3	0	7	5	108	46	7	0	3	0	6	1	
			Grand Total Dispositions	28	1	2	1	2	52	30	7	1	4	0	5	0	
			Total Non-Trial Dispositions	28	1	2	1	2	52	30	7	1	4	0	5	0	
			Total Trial Dispositions	0	0	0	0	0	0	0	0	0	0	0	0	0	
			Dayton Justice Court	New Filings (cases)	11	0	0	1	0	34	16	6	1	3	0	1	0
			Reopened (cases)	0	0	0	0	0	0	0	1	0	0	0	0	0	0
			Charges	21	0	0	1	0	62	24	8	1	3	0	3	0	
		Grand Total Dispositions	14	1	0	3	0	30	13	6	0	5	0	1	3		
		Total Non-Trial Dispositions	14	1	0	3	0	30	13	6	0	5	0	1	3		
		Total Trial Dispositions	0	0	0	0	0	0	0	0	0	0	0	0	0		
		Walker River Justice Court	New Filings (cases)	21	3	2	2	0	38	19	2	0	6	0	4	3	
		Reopened (cases)	3	0	0	0	0	1	1	0	0	0	0	0	0		
		Charges	39	5	6	2	0	110	27	42	0	7	1	7	6		
	Grand Total Dispositions	25	3	1	3	0	34	25	2	0	4	0	2	2			
	Total Non-Trial Dispositions	25	3	1	3	0	34	25	2	0	4	0	2	2			
	Total Trial Dispositions	0	0	0	0	0	0	0	0	0	0	0	0	0			
4th Judicial District	Elko County	Carlin Justice Court	New Filings (cases)	0	0	0	0	0	0	0	0	0	0	0	0	0	
			Reopened (cases)	0	0	0	0	0	0	0	0	0	0	0	0	0	
			Charges	0	0	0	0	0	0	0	0	0	0	0	0	0	
			Grand Total Dispositions	0	0	0	0	0	0	0	0	0	0	0	0	0	
			Total Non-Trial Dispositions	0	0	0	0	0	0	0	0	0	0	0	0	0	
			Total Trial Dispositions	0	0	0	0	0	0	0	0	0	0	0	0	0	
			Eastline Justice Court	New Filings (cases)	0	0	0	0	0	0	0	0	0	0	0	0	0
			Reopened (cases)	0	0	0	0	0	0	0	0	0	0	0	0	0	
			Charges	0	0	0	0	0	0	0	0	0	0	0	0	0	
			Grand Total Dispositions	0	0	0	0	0	0	0	0	0	0	0	0	0	
			Total Non-Trial Dispositions	0	0	0	0	0	0	0	0	0	0	0	0	0	
			Total Trial Dispositions	0	0	0	0	0	0	0	0	0	0	0	0	0	
			Elko Justice Court	New Filings (cases)	77	0	0	11	0	138	189	6	5	0	6	0	9
			Reopened (cases)	6	2	0	1	0	11	5	0	0	0	0	0	2	
			Charges	149	4	0	28	1	302	339	30	16	0	8	0	13	
	Grand Total Dispositions	88	2	1	10	0	150	186	7	4	0	7	1	14			
	Total Non-Trial Dispositions	88	2	1	10	0	150	186	7	4	0	7	1	14			
	Total Trial Dispositions	0	0	0	0	0	0	0	0	0	0	0	0	0			
	Wells Justice Court	New Filings (cases)	0	0	0	0	0	0	0	0	0	0	0	0	0		
	Reopened (cases)	0	0	0	0	0	0	0	0	0	0	0	0	0			
	Charges	0	0	0	0	0	0	0	0	0	0	0	0	0			
	Grand Total Dispositions	0	0	0	0	0	0	0	0	0	0	0	0	0			
	Total Non-Trial Dispositions	0	0	0	0	0	0	0	0	0	0	0	0	0			
	Total Trial Dispositions	0	0	0	0	0	0	0	0	0	0	0	0	0			

Source: Uniform System for Judicial Records, Nevada AOC, Research and Statistics Unit.

Table B5-2. Criminal Caseload Processed by Justice Courts in Nevada, Fiscal Year 2020.

Justice Court, Criminal Caseload, Felony (3 of 6)			Crimes Against Persons, Felony	Domestic Violence, Felony	Older/Vulnerable Persons Abuse, Felony	Child Abuse & Neglect, Felony	Protection Order Violation, Felony	Crimes Against Property, Felony	Drugs, Felony	Weapons, Felony	Public Order, Felony	Motor Vehicle - DUI, Felony	Motor Vehicle - Reckless, Felony	Motor Vehicle - Other, Felony	Other, Felony	
5th Judicial District	Esmeralda County	Esmeralda Justice Court	New Filings (cases)	0	0	0	0	0	0	0	0	0	0	0	0	
			Reopened (cases)	0	0	0	0	0	0	0	0	0	0	0	0	0
			Charges	0	0	0	0	0	0	0	0	0	0	0	0	0
			Grand Total Dispositions	0	0	0	0	0	0	0	0	0	0	0	0	0
			Total Non-Trial Dispositions	0	0	0	0	0	0	0	0	0	0	0	0	0
		Total Trial Dispositions	0	0	0	0	0	0	0	0	0	0	0	0	0	0
	Nye County	Beatty Justice Court	New Filings (cases)	6	1	1	0	1	2	4	1	0	0	0	0	0
			Reopened (cases)	0	0	0	0	0	0	0	0	0	0	0	0	0
			Charges	13	1	1	0	2	2	6	4	0	0	0	0	0
			Grand Total Dispositions	6	1	2	0	0	8	12	0	0	0	0	0	0
			Total Non-Trial Dispositions	6	1	2	0	0	8	12	0	0	0	0	0	0
			Total Trial Dispositions	0	0	0	0	0	0	0	0	0	0	0	0	0
		Pahrump Justice Court	New Filings (cases)	100	15	2	14	3	103	125	6	0	5	0	0	40
			Reopened (cases)	6	4	0	1	0	18	2	0	0	1	0	0	2
			Charges	170	17	3	19	3	191	170	28	0	6	0	0	65
Grand Total Dispositions			93	11	2	11	1	138	151	9	0	5	0	0	39	
Total Non-Trial Dispositions	93		11	2	11	1	138	151	9	0	5	0	0	39		
	Total Trial Dispositions	0	0	0	0	0	0	0	0	0	0	0	0	0		
Tonopah Justice Court	New Filings (cases)	17	0	0	1	0	11	14	2	0	0	0	0	3		
	Reopened (cases)	0	0	0	0	0	0	0	0	0	0	0	0	0		
	Charges	18	0	1	1	0	19	23	7	0	0	0	0	5		
	Grand Total Dispositions	15	2	1	3	0	16	18	2	0	0	0	1	5		
	Total Non-Trial Dispositions	15	2	1	3	0	16	18	2	0	0	0	1	5		
	Total Trial Dispositions	0	0	0	0	0	0	0	0	0	0	0	0	0		
6th Judicial District	Humboldt County	Union Justice Court	New Filings (cases)	20	4	0	3	2	26	61	2	0	2	0	3	
		Reopened (cases)	0	0	0	0	0	0	1	0	0	1	0	0	0	
		Charges	45	5	0	6	2	39	99	12	0	2	0	8	13	
		Grand Total Dispositions	17	2	1	2	2	33	47	2	0	7	0	4	4	
		Total Non-Trial Dispositions	17	2	1	2	2	33	47	2	0	7	0	4	4	
	Total Trial Dispositions	0	0	0	0	0	0	0	0	0	0	0	0	0		
7th Judicial District	Eureka County	Eureka Justice Court	New Filings (cases)	3	2	0	1	0	4	5	0	0	1	0	1	
		Reopened (cases)	0	0	0	0	0	0	0	0	0	0	0	0	0	
		Charges	5	3	0	1	0	10	7	0	0	1	0	0	1	
		Grand Total Dispositions	4	2	0	1	0	4	4	0	0	1	0	0	1	
		Total Non-Trial Dispositions	4	2	0	1	0	4	4	0	0	1	0	0	1	
	Total Trial Dispositions	0	0	0	0	0	0	0	0	0	0	0	0	0		

Source: Uniform System for Judicial Records, Nevada AOC, Research and Statistics Unit.

Table B5-2. Criminal Caseload Processed by Justice Courts in Nevada, Fiscal Year 2020.

Justice Court, Criminal Caseload, Felony (4 of 6)		Crimes Against Persons, Felony	Domestic Violence, Felony	Older/Vulnerable Persons Abuse, Felony	Child Abuse & Neglect, Felony	Protection Order Violation, Felony	Crimes Against Property, Felony	Drugs, Felony	Weapons, Felony	Public Order, Felony	Motor Vehicle - DUI, Felony	Motor Vehicle - Reckless, Felony	Motor Vehicle - Other, Felony	Other, Felony			
7th Judicial District Cont.	Lincoln County	Meadow Valley Justice Court	New Filings (cases)	11	0	0	2	0	17	12	0	0	4	0	0	1	
			Reopened (cases)	0	1	0	0	0	1	0	1	0	0	0	0	0	0
			Charges	30	0	0	3	0	40	33	2	0	4	0	0	0	2
			Grand Total Dispositions	8	1	0	1	0	11	7	1	0	4	0	0	0	1
			Total Non-Trial Dispositions	8	1	0	1	0	11	7	1	0	4	0	0	0	1
			Total Trial Dispositions	0	0	0	0	0	0	0	0	0	0	0	0	0	0
			Pahranaagat Valley Justice Court	New Filings (cases)	1	0	0	0	0	3	13	6	0	2	0	0	0
			Reopened (cases)	0	0	0	0	0	0	0	0	0	0	0	0	0	0
		Charges	1	0	0	0	0	4	15	8	0	3	0	0	0	0	
		Grand Total Dispositions	0	0	0	0	0	2	12	3	0	2	0	0	0	0	
		Total Non-Trial Dispositions	0	0	0	0	0	2	12	3	0	2	0	0	0	0	
		Total Trial Dispositions	0	0	0	0	0	0	0	0	0	0	0	0	0	0	
		White Pine County	Ely Justice Court	New Filings (cases)	48	3	3	2	2	25	60	2	0	5	0	0	19
			Reopened (cases)	2	0	0	1	0	2	1	0	0	0	0	0	0	1
	Charges		80	5	4	6	2	44	108	2	0	6	0	0	0	27	
	Grand Total Dispositions		30	3	2	1	2	23	49	5	0	3	0	0	0	11	
	Total Non-Trial Dispositions		30	3	2	1	2	23	49	5	0	3	0	0	0	11	
	Total Trial Dispositions	0	0	0	0	0	0	0	0	0	0	0	0	0	0		
8th Judicial District	Clark County	Boulder Justice Court	New Filings (cases)	13	3	1	1	2	24	26	2	0	0	0	0	0	
			Reopened (cases)	0	0	0	0	0	2	2	0	0	0	0	0	0	
			Charges	22	7	9	2	3	67	135	6	0	0	0	0	0	
			Grand Total Dispositions	14	2	3	4	0	18	24	2	0	2	0	0	0	1
			Total Non-Trial Dispositions	14	2	3	4	0	18	24	2	0	2	0	0	0	1
			Total Trial Dispositions	0	0	0	0	0	0	0	0	0	0	0	0	0	0
			Bunkerville Justice Court	New Filings (cases)	0	0	0	0	0	0	1	0	0	0	0	0	0
			Reopened (cases)	0	0	0	0	0	0	0	0	0	0	0	0	0	0
			Charges	0	0	0	0	0	0	1	0	0	0	0	0	0	0
			Grand Total Dispositions	0	0	0	1	0	0	0	0	0	0	0	1	0	0
		Total Non-Trial Dispositions	0	0	0	1	0	0	0	0	0	0	0	1	0	0	
		Total Trial Dispositions	0	0	0	0	0	0	0	0	0	0	0	0	0	0	
		Goodsprings Justice Court	New Filings (cases)	8	1	0	0	1	12	18	14	0	1	0	0	0	
			Reopened (cases)	0	0	0	0	0	0	0	0	0	0	0	0	0	
	Charges		19	1	0	0	1	23	30	34	0	1	0	1	0		
	Grand Total Dispositions		7	1	0	0	1	12	11	9	0	2	0	0	0		
	Total Non-Trial Dispositions	7	1	0	0	1	12	11	9	0	2	0	0	0	0		
	Total Trial Dispositions	0	0	0	0	0	0	0	0	0	0	0	0	0	0		
	Henderson Justice Court	New Filings (cases)	382	123	8	61	3	788	683	33	2	17	1	8	7		
		Reopened (cases)	14	4	0	1	0	9	6	0	0	0	0	0	0		
		Charges	843	184	16	95	3	2,051	985	77	8	18	1	18	12		
		Grand Total Dispositions	344	110	6	50	4	662	647	22	1	19	0	6	8		
	Total Non-Trial Dispositions	344	110	6	50	4	662	647	22	1	19	0	6	8			
	Total Trial Dispositions	0	0	0	0	0	0	0	0	0	0	0	0	0			

Source: Uniform System for Judicial Records, Nevada AOC, Research and Statistics Unit.

Table B5-2. Criminal Caseload Processed by Justice Courts in Nevada, Fiscal Year 2020.

Justice Court, Criminal Caseload, Felony (5 of 6)		Crimes Against Persons, Felony	Domestic Violence, Felony	Older/Vulnerable Persons Abuse, Felony	Child Abuse & Neglect, Felony	Protection Order Violation, Felony	Crimes Against Property, Felony	Drugs, Felony	Weapons, Felony	Public Order, Felony	Motor Vehicle - DUI, Felony	Motor Vehicle - Reckless, Felony	Motor Vehicle - Other, Felony	Other, Felony	
8th Judicial District Cont.	Las Vegas Justice Court	New Filings (cases)	4,271	1,206	63	415	16	5,951	6,281	814	158	208	12	73	259
		Reopened (cases)	205	112	2	15	1	314	1,254	49	14	4	0	4	25
		Charges	8,914	1,783	226	922	17	16,049	9,214	2,654	275	255	40	214	398
		Grand Total Dispositions	4,068	1,123	59	323	17	5,512	7,178	692	135	148	8	48	243
		Total Non-Trial Dispositions	4,068	1,123	59	323	17	5,512	7,178	692	135	148	8	48	243
	Total Trial Dispositions	0	0	0	0	0	0	0	0	0	0	0	0	0	
	Laughlin Justice Court	New Filings (cases)	26	6	2	1	0	57	60	9	1	4	0	4	0
		Reopened (cases)	0	0	0	0	0	0	0	0	0	0	0	0	0
		Charges	67	11	2	3	0	100	95	36	4	8	0	6	0
		Grand Total Dispositions	28	7	2	0	0	62	64	9	0	4	0	2	1
		Total Non-Trial Dispositions	28	7	2	0	0	62	64	9	0	4	0	2	1
	Total Trial Dispositions	0	0	0	0	0	0	0	0	0	0	0	0	0	
	Mesquite Justice Court	New Filings (cases)	12	6	2	2	1	61	116	2	3	0	0	1	2
		Reopened (cases)	0	0	0	0	0	1	1	0	0	0	0	0	0
		Charges	29	7	7	5	1	121	209	8	6	0	0	2	2
		Grand Total Dispositions	12	7	1	0	1	58	128	1	0	1	0	1	3
		Total Non-Trial Dispositions	12	7	1	0	1	58	128	1	0	1	0	1	3
	Total Trial Dispositions	0	0	0	0	0	0	0	0	0	0	0	0	0	
	Moapa Justice Court	New Filings (cases)	4	0	1	1	0	4	3	0	0	1	0	0	0
		Reopened (cases)	0	0	0	0	0	0	0	0	0	0	0	0	0
		Charges	8	0	6	2	0	8	5	1	0	1	0	0	0
		Grand Total Dispositions	5	0	2	1	0	5	10	0	0	0	0	0	0
		Total Non-Trial Dispositions	5	0	2	1	0	5	10	0	0	0	0	0	0
	Total Trial Dispositions	0	0	0	0	0	0	0	0	0	0	0	0	0	
	Moapa Valley Justice Court	New Filings (cases)	9	4	0	2	0	6	9	0	0	0	0	0	0
		Reopened (cases)	0	0	0	0	0	0	0	0	0	0	0	0	0
		Charges	73	6	0	9	0	12	10	8	1	0	0	0	0
		Grand Total Dispositions	7	2	0	2	0	2	5	0	0	0	0	0	0
Total Non-Trial Dispositions		7	2	0	2	0	2	5	0	0	0	0	0	0	
Total Trial Dispositions	0	0	0	0	0	0	0	0	0	0	0	0	0		
North Las Vegas Justice Court	New Filings (cases)	567	137	13	65	0	502	959	105	0	15	2	16	19	
	Reopened (cases)	4	0	0	0	0	1	5	1	0	0	0	0	0	
	Charges	1,135	200	29	136	0	1,037	1,255	290	1	17	7	38	31	
	Grand Total Dispositions	517	134	7	59	0	480	889	77	3	8	0	8	15	
	Total Non-Trial Dispositions	517	134	7	59	0	480	889	77	3	8	0	8	15	
Total Trial Dispositions	0	0	0	0	0	0	0	0	0	0	0	0	0		
Searchlight Justice Court	New Filings (cases)	5	0	0	0	0	10	3	1	0	0	0	0	0	
	Reopened (cases)	0	0	0	0	0	0	0	0	0	0	0	0	0	
	Charges	8	0	0	1	0	13	5	4	0	0	0	0	0	
	Grand Total Dispositions	5	0	0	0	0	8	5	1	0	0	0	0	0	
	Total Non-Trial Dispositions	5	0	0	0	0	8	5	1	0	0	0	0	0	
Total Trial Dispositions	0	0	0	0	0	0	0	0	0	0	0	0	0		

Source: Uniform System for Judicial Records, Nevada AOC, Research and Statistics Unit.

Table B5-2. Criminal Caseload Processed by Justice Courts in Nevada, Fiscal Year 2020.

Justice Court, Criminal Caseload, Felony (6 of 6)				Crimes Against Persons, Felony	Domestic Violence, Felony	Older/Vulnerable Persons Abuse, Felony	Child Abuse & Neglect, Felony	Protection Order Violation, Felony	Crimes Against Property, Felony	Drugs, Felony	Weapons, Felony	Public Order, Felony	Motor Vehicle - DUI, Felony	Motor Vehicle - Reckless, Felony	Motor Vehicle - Other, Felony	Other, Felony	
9th Judicial District	Douglas County	East Fork Justice Court	New Filings (cases)	37	5	3	6	2	68	109	1	0	14	0	2	3	
			Reopened (cases)	4	2	0	0	0	1	10	0	0	1	0	0	0	0
			Charges	43	6	4	7	2	133	171	4	0	14	0	8	3	
			Grand Total Dispositions	41	7	1	4	0	60	104	2	0	14	0	2	1	
			Total Non-Trial Dispositions	41	7	1	4	0	60	104	2	0	14	0	2	1	
		Total Trial Dispositions	0	0	0	0	0	0	0	0	0	0	0	0	0	0	0
		Tahoe Justice Court	New Filings (cases)	8	5	0	0	0	28	53	2	0	5	0	0	0	0
			Reopened (cases)	0	0	0	0	0	0	4	0	0	0	0	0	0	0
			Charges	8	8	0	1	0	35	90	3	3	6	0	1	0	
			Grand Total Dispositions	8	1	0	0	0	25	47	1	3	5	0	1	0	
Total Non-Trial Dispositions	8		1	0	0	0	25	47	1	3	5	0	1	0			
Total Trial Dispositions	0	0	0	0	0	0	0	0	0	0	0	0	0	0	0		
10th Judicial District	Churchill County	New River Justice Court	New Filings (cases)	53	4	3	6	0	75	55	7	1	11	0	3	6	
			Reopened (cases)	1	0	0	0	0	0	0	0	0	0	0	0	0	
			Charges	75	8	3	7	0	182	81	14	1	12	0	4	9	
			Grand Total Dispositions	35	5	1	7	0	78	49	2	0	15	1	3	2	
			Total Non-Trial Dispositions	35	5	1	7	0	78	49	2	0	15	1	3	2	
Total Trial Dispositions	0	0	0	0	0	0	0	0	0	0	0	0	0	0	0		
11th Judicial District	Lander County	Argenta Justice Court	New Filings (cases)	2	1	1	2	0	1	26	1	0	0	0	0	1	
			Reopened (cases)	0	0	0	0	0	0	0	0	0	0	0	0	0	
			Charges	2	1	1	2	0	1	29	2	0	0	0	0	1	
			Grand Total Dispositions	2	1	1	2	0	2	23	0	0	0	0	0	2	
			Total Non-Trial Dispositions	2	1	1	2	0	2	23	0	0	0	0	0	2	
	Total Trial Dispositions	0	0	0	0	0	0	0	0	0	0	0	0	0			
	Lander County	Austin Justice Court	New Filings (cases)	0	0	0	0	0	2	0	0	0	0	0	0	0	
			Reopened (cases)	0	0	0	0	0	0	0	0	0	0	0	0	0	
			Charges	0	0	0	0	0	4	0	0	0	0	0	0	0	
			Grand Total Dispositions	0	0	0	0	0	0	0	0	0	0	0	0	0	
			Total Non-Trial Dispositions	0	0	0	0	0	0	0	0	0	0	0	0	0	
	Total Trial Dispositions	0	0	0	0	0	0	0	0	0	0	0	0	0			
	Mineral County	Hawthorne Justice Court	New Filings (cases)	23	0	2	3	0	18	73	5	0	4	0	0	0	
			Reopened (cases)	0	0	0	0	0	1	2	0	0	0	0	0	0	
			Charges	25	0	2	3	0	23	106	10	0	4	0	0	0	
Grand Total Dispositions			20	1	1	4	0	10	69	5	0	4	0	1	0		
Total Non-Trial Dispositions			20	1	1	4	0	10	69	5	0	4	0	1	0		
Total Trial Dispositions	0	0	0	0	0	0	0	0	0	0	0	0	0				
Pershing County	Lake Justice Court	New Filings (cases)	11	1	0	1	0	16	50	0	0	0	0	0	0		
		Reopened (cases)	0	0	0	0	0	0	0	0	0	0	0	0	0		
		Charges	12	1	0	3	0	20	120	2	0	0	0	0	0		
		Grand Total Dispositions	11	3	0	1	0	11	64	1	0	0	0	0	0		
		Total Non-Trial Dispositions	11	3	0	1	0	11	64	1	0	0	0	0	0		
Total Trial Dispositions	0	0	0	0	0	0	0	0	0	0	0	0	0				

Source: Uniform System for Judicial Records, Nevada AOC, Research and Statistics Unit.

Table B5-2. Criminal Caseload Processed by Justice Courts in Nevada, Fiscal Year 2020.

Justice Court, Criminal Caseload, Gross Misdemeanor (1 of 6)			Crimes Against Persons, Gross Misdemeanor	Domestic Violence, Gross Misdemeanor	Older/Vulnerable Persons Abuse, Gross Misdemeanor	Child Abuse & Neglect, Gross Misdemeanor	Protection Order Violation, Gross Misdemeanor	Crimes Against Property, Gross Misdemeanor	Drugs, Gross Misdemeanor	Weapons, Gross Misdemeanor	Public Order, Gross Misdemeanor	Motor Vehicle - Other, Gross Misdemeanor	Other, Gross Misdemeanor	
Totals^a	Nevada Justice Courts	New Filings (cases)	1,310	156	15	113	54	1,388	117	236	17	25	406	
		Reopened (cases)	100	5	2	9	6	216	10	28	3	0	31	
		Charges	2,587	252	28	215	73	3,447	379	702	27	25	990	
		Grand Total Dispositions	1,226	91	17	104	54	1,343	98	230	14	12	285	
		Total Non-Trial Dispositions	1,226	91	17	104	54	1,343	98	230	14	12	285	
Total Trial Dispositions	0	0	0	0	0	0	0	0	0	0	0	0		
1st Judicial District	Carson City Justice Court^b	New Filings (cases)	23	0	0	11	4	15	20	8	1	2	2	
		Reopened (cases)	2	0	0	0	0	0	1	0	1	0	0	
		Charges	39	0	0	34	4	45	76	21	1	2	9	
		Grand Total Dispositions	18	0	1	6	1	9	7	8	0	2	4	
		Total Non-Trial Dispositions	18	0	1	6	1	9	7	8	0	2	4	
	Total Trial Dispositions	0	0	0	0	0	0	0	0	0	0	0		
	Storey County	New Filings (cases)	0	0	0	1	1	0	0	1	0	0	0	1
		Reopened (cases)	0	0	0	0	0	0	0	0	0	0	0	0
		Charges	0	0	0	1	1	3	0	2	0	0	1	
		Grand Total Dispositions	0	0	0	2	0	2	0	0	0	0	0	
Total Non-Trial Dispositions		0	0	0	2	0	2	0	0	0	0	0		
Total Trial Dispositions	0	0	0	0	0	0	0	0	0	0	0			
2nd Judicial District	Incline Village Justice Court	New Filings (cases)	2	0	0	0	0	1	0	0	0	0	3	
		Reopened (cases)	0	0	0	0	0	0	0	0	0	0	0	
		Charges	2	0	0	0	0	3	1	0	0	0	3	
		Grand Total Dispositions	2	0	0	0	0	2	0	0	0	0	0	
		Total Non-Trial Dispositions	2	0	0	0	0	2	0	0	0	0	0	
	Total Trial Dispositions	0	0	0	0	0	0	0	0	0	0	0		
	Reno Justice Court	New Filings (cases)	123	3	1	19	4	70	4	10	1	2	16	
		Reopened (cases)	25	0	0	3	1	15	0	1	0	0	4	
		Charges	196	7	1	20	12	178	15	27	1	2	27	
		Grand Total Dispositions	118	2	2	21	3	63	4	9	1	0	10	
		Total Non-Trial Dispositions	118	2	2	21	3	63	4	9	1	0	10	
	Total Trial Dispositions	0	0	0	0	0	0	0	0	0	0	0		
	Sparks Justice Court	New Filings (cases)	29	5	2	1	3	49	1	9	1	0	17	
		Reopened (cases)	9	1	1	1	3	19	0	2	0	0	5	
		Charges	60	9	2	2	4	103	8	17	1	0	18	
		Grand Total Dispositions	38	3	2	8	5	59	1	7	1	0	19	
		Total Non-Trial Dispositions	38	3	2	8	5	59	1	7	1	0	19	
Total Trial Dispositions	0	0	0	0	0	0	0	0	0	0	0			
Wadsworth Justice Court	New Filings (cases)	0	0	0	0	0	0	0	0	0	0	0		
	Reopened (cases)	0	0	0	0	0	0	0	0	0	0	0		
	Charges	0	0	0	0	0	0	0	0	0	0	0		
	Grand Total Dispositions	0	0	0	0	0	0	0	0	0	0	0		
	Total Non-Trial Dispositions	0	0	0	0	0	0	0	0	0	0	0		
Total Trial Dispositions	0	0	0	0	0	0	0	0	0	0	0			

^a Totals reflect aggregate information from the Nevada Justice Courts. Information contained herein may reflect non-standard reporting and is noted by subsequent footnotes. Case types determined by the USJR charge hierarchy defined in the Nevada Courts Statistical Reporting Dictionary.

^b Carson City Justice Court includes Municipal Court information.

Source: Uniform System for Judicial Records, Nevada AOC, Research and Statistics Unit.

Table B5-2. Criminal Caseload Processed by Justice Courts in Nevada, Fiscal Year 2020.

Justice Court, Criminal Caseload, Gross Misdemeanor (2 of 6)			Crimes Against Persons, Gross Misdemeanor	Domestic Violence, Gross Misdemeanor	Older/Vulnerable Persons Abuse, Gross Misdemeanor	Child Abuse & Neglect, Gross Misdemeanor	Protection Order Violation, Gross Misdemeanor	Crimes Against Property, Gross Misdemeanor	Drugs, Gross Misdemeanor	Weapons, Gross Misdemeanor	Public Order, Gross Misdemeanor	Motor Vehicle - Other, Gross Misdemeanor	Other, Gross Misdemeanor	
3rd Judicial District	Lyon County	Canal Justice Court	New Filings (cases)	2	0	0	6	5	12	3	2	0	0	
			Reopened (cases)	1	0	0	0	0	0	0	0	0	0	
		Charges	3	0	0	6	5	18	8	4	0	0	2	
		Grand Total Dispositions	5	0	0	2	3	10	3	0	0	0	0	
		Total Non-Trial Dispositions	5	0	0	2	3	10	3	0	0	0	0	
		Total Trial Dispositions	0	0	0	0	0	0	0	0	0	0	0	
		Dayton Justice Court	New Filings (cases)	6	0	1	2	2	6	1	2	0	0	1
			Reopened (cases)	0	0	0	0	0	0	0	0	0	0	0
			Charges	8	0	2	2	3	14	1	4	0	0	2
			Grand Total Dispositions	6	0	1	3	2	4	2	0	0	0	2
			Total Non-Trial Dispositions	6	0	1	3	2	4	2	0	0	0	2
			Total Trial Dispositions	0	0	0	0	0	0	0	0	0	0	0
	Walker River Justice Court	New Filings (cases)	3	0	0	1	0	6	0	2	0	0	1	
		Reopened (cases)	0	0	0	0	0	0	0	0	0	0	0	
		Charges	6	0	0	6	0	12	0	9	0	0	2	
Grand Total Dispositions		3	0	0	1	0	5	1	1	0	0	0		
Total Non-Trial Dispositions		3	0	0	1	0	5	1	1	0	0	0		
Total Trial Dispositions		0	0	0	0	0	0	0	0	0	0	0		
4th Judicial District	Elko County	Carlin Justice Court	New Filings (cases)	0	0	0	0	0	1	0	0	0	1	
			Reopened (cases)	0	0	0	0	0	0	0	0	0	0	
		Charges	0	0	0	0	0	1	0	0	0	0	1	
		Grand Total Dispositions	0	0	0	0	0	0	0	0	0	0	1	
		Total Non-Trial Dispositions	0	0	0	0	0	0	0	0	0	0	1	
		Total Trial Dispositions	0	0	0	0	0	0	0	0	0	0	0	
		Eastline Justice Court	New Filings (cases)	0	0	0	0	0	0	0	0	0	0	0
			Reopened (cases)	0	0	0	0	0	0	0	0	0	0	0
			Charges	0	0	0	0	0	0	0	0	0	0	0
			Grand Total Dispositions	0	0	0	0	0	0	0	0	0	0	0
			Total Non-Trial Dispositions	0	0	0	0	0	0	0	0	0	0	0
			Total Trial Dispositions	0	0	0	0	0	0	0	0	0	0	0
	Elko Justice Court	New Filings (cases)	23	0	1	4	4	12	2	5	0	1	4	
		Reopened (cases)	2	0	0	1	0	3	0	0	0	0	0	
		Charges	53	0	2	4	5	36	21	20	0	1	22	
Grand Total Dispositions		22	0	1	6	6	16	0	4	0	2	4		
Total Non-Trial Dispositions		22	0	1	6	6	16	0	4	0	2	4		
Total Trial Dispositions		0	0	0	0	0	0	0	0	0	0	0		
Wells Justice Court	New Filings (cases)	0	0	0	0	0	0	1	0	0	0	0		
	Reopened (cases)	0	0	0	0	0	0	0	0	0	0	0		
	Charges	0	0	0	0	0	0	1	0	0	0	0		
	Grand Total Dispositions	0	0	0	0	0	0	1	0	0	0	0		
	Total Non-Trial Dispositions	0	0	0	0	0	0	1	0	0	0	0		
	Total Trial Dispositions	0	0	0	0	0	0	0	0	0	0	0		

Source: Uniform System for Judicial Records, Nevada AOC, Research and Statistics Unit.

Table B5-2. Criminal Caseload Processed by Justice Courts in Nevada, Fiscal Year 2020.

		Crimes Against Persons, Gross Misdemeanor	Domestic Violence, Gross Misdemeanor	Older/Vulnerable Persons Abuse, Gross Misdemeanor	Child Abuse & Neglect, Gross Misdemeanor	Protection Order Violation, Gross Misdemeanor	Crimes Against Property, Gross Misdemeanor	Drugs, Gross Misdemeanor	Weapons, Gross Misdemeanor	Public Order, Gross Misdemeanor	Motor Vehicle - Other, Gross Misdemeanor	Other, Gross Misdemeanor		
Justice Court, Criminal Caseload, Gross Misdemeanor (3 of 6)														
5th Judicial District	Esmeralda County	Esmeralda Justice Court	New Filings (cases)	0	0	0	0	0	0	0	0	0		
		Reopened (cases)	0	0	0	0	0	0	0	0	0	0		
		Charges	0	0	0	0	0	0	0	0	0	0	0	
		Grand Total Dispositions	0	0	0	0	0	0	0	0	0	0	0	
		Total Non-Trial Dispositions	0	0	0	0	0	0	0	0	0	0	0	
	Total Trial Dispositions	0	0	0	0	0	0	0	0	0	0	0		
	Nye County	Beatty Justice Court	New Filings (cases)	1	0	0	0	0	3	0	0	0	7	
			Reopened (cases)	0	0	0	0	0	0	0	0	0	0	
			Charges	3	0	0	0	0	3	0	0	0	7	0
			Grand Total Dispositions	0	0	0	0	0	3	0	0	0	0	0
			Total Non-Trial Dispositions	0	0	0	0	0	3	0	0	0	0	0
		Total Trial Dispositions	0	0	0	0	0	0	0	0	0	0	0	
		Pahrump Justice Court	New Filings (cases)	20	0	4	11	0	19	3	3	0	0	19
			Reopened (cases)	0	0	1	1	0	8	0	0	0	0	0
			Charges	33	1	6	17	0	43	4	18	0	0	42
Grand Total Dispositions			12	0	1	8	0	21	5	4	1	0	18	
Total Non-Trial Dispositions	12		0	1	8	0	21	5	4	1	0	18		
Total Trial Dispositions	0	0	0	0	0	0	0	0	0	0	0			
Tonopah Justice Court	New Filings (cases)	0	0	0	1	0	0	0	0	0	4	0		
	Reopened (cases)	0	0	0	0	0	0	0	0	0	0	0		
	Charges	3	0	0	1	0	1	1	2	0	4	3		
	Grand Total Dispositions	0	0	0	0	0	0	0	0	0	0	0		
	Total Non-Trial Dispositions	0	0	0	0	0	0	0	0	0	0	0		
Total Trial Dispositions	0	0	0	0	0	0	0	0	0	0	0			
6th Judicial District	Humboldt County	Union Justice Court	New Filings (cases)	1	0	1	1	1	7	0	4	0		
		Reopened (cases)	0	0	0	0	0	0	0	0	0	0		
		Charges	13	0	1	2	1	17	0	6	0	1	1	
		Grand Total Dispositions	2	0	1	0	2	4	2	4	0	1	0	
		Total Non-Trial Dispositions	2	0	1	0	2	4	2	4	0	1	0	
Total Trial Dispositions	0	0	0	0	0	0	0	0	0	0	0			
7th Judicial District	Eureka County	Eureka Justice Court	New Filings (cases)	1	0	0	0	0	0	0	0	0		
		Reopened (cases)	0	0	0	0	0	0	0	0	0	0		
		Charges	1	0	0	0	0	0	0	0	0	0	0	
		Grand Total Dispositions	1	0	0	0	0	0	0	0	0	0	0	
		Total Non-Trial Dispositions	1	0	0	0	0	0	0	0	0	0	0	
Total Trial Dispositions	0	0	0	0	0	0	0	0	0	0	0			

Source: Uniform System for Judicial Records, Nevada AOC, Research and Statistics Unit.

Table B5-2. Criminal Caseload Processed by Justice Courts in Nevada, Fiscal Year 2020.

Justice Court, Criminal Caseload, Gross Misdemeanor (4 of 6)			Crimes Against Persons, Gross Misdemeanor	Domestic Violence, Gross Misdemeanor	Older/Vulnerable Persons Abuse, Gross Misdemeanor	Child Abuse & Neglect, Gross Misdemeanor	Protection Order Violation, Gross Misdemeanor	Crimes Against Property, Gross Misdemeanor	Drugs, Gross Misdemeanor	Weapons, Gross Misdemeanor	Public Order, Gross Misdemeanor	Motor Vehicle - Other, Gross Misdemeanor	Other, Gross Misdemeanor	
7th Judicial District Cont.	Lincoln County	Meadow Valley Justice Court	New Filings (cases)	4	0	1	4	0	2	0	0	1	1	1
		Reopened (cases)	2	0	0	0	0	0	0	0	0	0	0	0
		Charges	10	0	1	8	0	6	4	1	1	1	1	1
		Grand Total Dispositions	3	0	1	2	0	0	0	0	0	0	1	1
		Total Non-Trial Dispositions	3	0	1	2	0	0	0	0	0	0	1	1
		Total Trial Dispositions	0	0	0	0	0	0	0	0	0	0	0	0
	Pahrangat Valley Justice Court	New Filings (cases)	2	0	0	0	0	1	1	1	0	1	0	
	Reopened (cases)	0	0	0	0	0	0	0	0	0	0	0	0	
	Charges	2	0	0	0	0	1	1	1	0	1	0	0	
	Grand Total Dispositions	1	0	0	0	0	1	0	1	0	2	0	0	
	Total Non-Trial Dispositions	1	0	0	0	0	1	0	1	0	2	0	0	
	Total Trial Dispositions	0	0	0	0	0	0	0	0	0	0	0	0	
	White Pine County	Ely Justice Court	New Filings (cases)	5	0	1	0	1	9	2	2	0	0	0
		Reopened (cases)	0	0	0	0	0	1	0	0	0	0	0	0
Charges		11	0	2	0	1	14	5	3	0	0	1	1	
Grand Total Dispositions		3	0	1	0	1	5	0	0	0	1	0	0	
Total Non-Trial Dispositions		3	0	1	0	1	5	0	0	0	0	1	0	
Total Trial Dispositions		0	0	0	0	0	0	0	0	0	0	0	0	
8th Judicial District	Clark County	Boulder Justice Court	New Filings (cases)	6	0	0	0	1	4	0	0	0	0	
		Reopened (cases)	0	0	0	0	0	0	0	0	0	0	0	
		Charges	9	0	0	1	2	8	0	0	0	0	0	
		Grand Total Dispositions	7	0	0	0	2	4	0	0	0	0	2	
		Total Non-Trial Dispositions	7	0	0	0	2	4	0	0	0	0	2	
		Total Trial Dispositions	0	0	0	0	0	0	0	0	0	0	0	
	Bunkerville Justice Court	New Filings (cases)	1	0	0	0	0	0	0	0	0	0	0	
	Reopened (cases)	0	0	0	0	0	0	0	0	0	0	0	0	
	Charges	1	0	0	0	0	0	0	0	0	0	0	0	
	Grand Total Dispositions	0	0	0	0	0	0	0	0	0	0	0	0	
	Total Non-Trial Dispositions	0	0	0	0	0	0	0	0	0	0	0	0	
	Total Trial Dispositions	0	0	0	0	0	0	0	0	0	0	0	0	
	Goodsprings Justice Court	New Filings (cases)	2	0	0	0	0	3	0	0	0	0	0	
	Reopened (cases)	0	0	0	0	0	0	0	0	0	0	0	0	
Charges	3	0	0	0	0	3	0	0	0	0	0	0		
Grand Total Dispositions	2	0	0	0	2	1	0	0	0	0	0	0		
Total Non-Trial Dispositions	2	0	0	0	2	1	0	0	0	0	0	0		
Total Trial Dispositions	0	0	0	0	0	0	0	0	0	0	0	0		
Henderson Justice Court	New Filings (cases)	132	13	0	2	8	73	1	6	2	0	14		
Reopened (cases)	4	0	0	0	0	1	0	0	0	0	0	1		
Charges	556	19	3	2	11	312	8	13	4	0	21	21		
Grand Total Dispositions	122	5	0	2	10	67	2	6	0	0	0	14		
Total Non-Trial Dispositions	122	5	0	2	10	67	2	6	0	0	0	14		
Total Trial Dispositions	0	0	0	0	0	0	0	0	0	0	0	0		

Source: Uniform System for Judicial Records, Nevada AOC, Research and Statistics Unit.

Table B5-2. Criminal Caseload Processed by Justice Courts in Nevada, Fiscal Year 2020.

Justice Court, Criminal Caseload, Gross Misdemeanor (5 of 6)			Crimes Against Persons, Gross Misdemeanor	Domestic Violence, Gross Misdemeanor	Older/Vulnerable Persons Abuse, Gross Misdemeanor	Child Abuse & Neglect, Gross Misdemeanor	Protection Order Violation, Gross Misdemeanor	Crimes Against Property, Gross Misdemeanor	Drugs, Gross Misdemeanor	Weapons, Gross Misdemeanor	Public Order, Gross Misdemeanor	Motor Vehicle - Other, Gross Misdemeanor	Other, Gross Misdemeanor		
8th Judicial District Cont.	Clark County Cont.	Las Vegas Justice Court	New Filings (cases)	729	116	2	23	12	964	52	140	9	1	279	
		Reopened (cases)	50	4	0	3	2	167	8	25	2	0	0	21	
		Charges	1,240	186	5	66	16	2,293	167	459	16	1	747		
		Grand Total Dispositions	686	65	4	18	10	942	48	151	9	1	168		
		Total Non-Trial Dispositions	686	65	4	18	10	942	48	151	9	1	168		
		Total Trial Dispositions	0	0	0	0	0	0	0	0	0	0	0	0	
		Laughlin Justice Court	New Filings (cases)	11	0	0	2	0	3	0	0	0	0	0	0
		Reopened (cases)	0	0	0	0	0	0	0	0	0	0	0	0	0
		Charges	24	0	1	6	0	16	1	4	1	0	2		
		Grand Total Dispositions	10	0	1	2	0	4	0	0	0	0	0	0	
		Total Non-Trial Dispositions	10	0	1	2	0	4	0	0	0	0	0	0	
		Total Trial Dispositions	0	0	0	0	0	0	0	0	0	0	0	0	
		Mesquite Justice Court	New Filings (cases)	3	0	0	0	0	3	0	0	0	0	0	1
		Reopened (cases)	0	0	0	0	0	0	0	0	0	0	0	0	0
		Charges	6	1	0	0	0	19	0	0	0	0	1		
		Grand Total Dispositions	2	0	0	0	0	4	0	0	0	0	0	1	
		Total Non-Trial Dispositions	2	0	0	0	0	4	0	0	0	0	0	1	
		Total Trial Dispositions	0	0	0	0	0	0	0	0	0	0	0	0	
		Moapa Justice Court	New Filings (cases)	1	0	0	0	0	0	0	0	0	0	0	0
		Reopened (cases)	0	0	0	0	0	0	0	0	0	0	0	0	0
		Charges	3	0	0	0	0	2	0	1	0	0	0		
		Grand Total Dispositions	0	0	0	0	0	0	0	0	0	0	0	0	
		Total Non-Trial Dispositions	0	0	0	0	0	0	0	0	0	0	0	0	
		Total Trial Dispositions	0	0	0	0	0	0	0	0	0	0	0	0	
		Moapa Valley Justice Court	New Filings (cases)	0	0	0	0	0	0	0	0	0	0	0	1
		Reopened (cases)	0	0	0	0	0	0	0	0	0	0	0	0	0
		Charges	1	0	0	0	0	1	0	0	0	0	0	1	
		Grand Total Dispositions	1	0	0	0	0	0	0	0	0	0	0	0	
Total Non-Trial Dispositions	1	0	0	0	0	0	0	0	0	0	0	0			
Total Trial Dispositions	0	0	0	0	0	0	0	0	0	0	0	0			
North Las Vegas Justice Court	New Filings (cases)	149	18	0	6	1	85	7	32	0	0	0	32		
Reopened (cases)	3	0	0	0	0	0	0	0	0	0	0	0	0		
Charges	234	28	0	14	1	210	8	71	0	0	47				
Grand Total Dispositions	139	15	0	4	1	84	6	28	0	0	29				
Total Non-Trial Dispositions	139	15	0	4	1	84	6	28	0	0	29				
Total Trial Dispositions	0	0	0	0	0	0	0	0	0	0	0				
Searchlight Justice Court	New Filings (cases)	2	0	0	0	0	1	0	0	0	0	0			
Reopened (cases)	0	0	0	0	0	0	0	0	0	0	0	0			
Charges	4	0	0	0	0	7	0	1	0	0	0				
Grand Total Dispositions	1	0	0	0	0	0	1	0	0	0	0				
Total Non-Trial Dispositions	1	0	0	0	0	0	1	0	0	0	0				
Total Trial Dispositions	0	0	0	0	0	0	0	0	0	0	0				

Source: Uniform System for Judicial Records, Nevada AOC, Research and Statistics Unit.

Table B5-2. Criminal Caseload Processed by Justice Courts in Nevada, Fiscal Year 2020.

Justice Court, Criminal Caseload, Gross Misdemeanor (6 of 6)				Crimes Against Persons, Gross Misdemeanor	Domestic Violence, Gross Misdemeanor	Older/Vulnerable Persons Abuse, Gross Misdemeanor	Child Abuse & Neglect, Gross Misdemeanor	Protection Order Violation, Gross Misdemeanor	Crimes Against Property, Gross Misdemeanor	Drugs, Gross Misdemeanor	Weapons, Gross Misdemeanor	Public Order, Gross Misdemeanor	Motor Vehicle - Other, Gross Misdemeanor	Other, Gross Misdemeanor	
9th Judicial District	Douglas County	East Fork Justice Court	New Filings (cases)	5	0	1	4	2	9	9	3	1	2	3	
			Reopened (cases)	1	0	0	0	0	2	0	0	0	0	0	0
			Charges	12	0	2	6	2	20	14	5	1	2	20	
			Grand Total Dispositions	3	0	0	4	2	10	6	4	0	0	1	
			Total Non-Trial Dispositions	3	0	0	4	2	10	6	4	0	0	1	
		Total Trial Dispositions	0	0	0	0	0	0	0	0	0	0	0	0	
		Tahoe Justice Court	New Filings (cases)	7	0	0	2	1	7	3	1	1	1	1	4
			Reopened (cases)	0	0	0	0	0	0	1	0	0	0	0	0
			Charges	9	0	0	3	1	14	9	3	1	1	4	
			Grand Total Dispositions	5	0	0	4	1	2	3	1	2	0	4	
Total Non-Trial Dispositions	5		0	0	4	1	2	3	1	2	0	4			
Total Trial Dispositions	0	0	0	0	0	0	0	0	0	0	0	0			
10th Judicial District	Churchill County	New River Justice Court	New Filings (cases)	7	1	0	9	3	13	2	4	0	1	4	
			Reopened (cases)	1	0	0	0	0	0	0	0	0	0	0	
			Charges	18	1	0	11	3	30	9	9	0	1	8	
			Grand Total Dispositions	6	1	0	9	2	13	2	2	0	1	4	
			Total Non-Trial Dispositions	6	1	0	9	2	13	2	2	0	1	4	
Total Trial Dispositions	0	0	0	0	0	0	0	0	0	0	0	0			
11th Judicial District	Lander County	Argenta Justice Court	New Filings (cases)	1	0	0	0	0	2	1	0	0	0	0	
			Reopened (cases)	0	0	0	0	0	0	0	0	0	0	0	
			Charges	2	0	0	0	0	2	2	0	0	0	1	
			Grand Total Dispositions	1	0	0	1	0	0	0	0	0	0	0	
			Total Non-Trial Dispositions	1	0	0	1	0	0	0	0	0	0	0	
		Total Trial Dispositions	0	0	0	0	0	0	0	0	0	0	0		
		Austin Justice Court	New Filings (cases)	0	0	0	0	0	1	0	0	0	0	0	0
			Reopened (cases)	0	0	0	0	0	0	0	0	0	0	0	0
	Charges		0	0	0	0	0	1	0	0	0	0	0	0	
	Grand Total Dispositions	0	0	0	0	0	0	0	0	0	0	0	0		
	Total Non-Trial Dispositions	0	0	0	0	0	0	0	0	0	0	0	0		
	Total Trial Dispositions	0	0	0	0	0	0	0	0	0	0	0	0		
	Mineral County	Hawthorne Justice Court	New Filings (cases)	7	0	0	2	1	5	4	1	0	1	0	
			Reopened (cases)	0	0	0	0	0	0	0	0	0	0	0	
			Charges	15	0	0	2	1	6	13	1	0	1	2	
			Grand Total Dispositions	6	0	0	0	1	5	4	0	0	1	2	
Total Non-Trial Dispositions			6	0	0	0	1	5	4	0	0	1	2		
Total Trial Dispositions		0	0	0	0	0	0	0	0	0	0	0			
Lake Justice Court		New Filings (cases)	2	0	0	1	0	2	0	0	0	0	0	1	
		Reopened (cases)	0	0	0	0	0	0	0	0	0	0	0	0	
	Charges	7	0	0	1	0	5	2	0	0	0	1			
Grand Total Dispositions	1	0	1	1	0	2	1	0	0	0	1				
Total Non-Trial Dispositions	1	0	1	1	0	2	1	0	0	0	1				
Total Trial Dispositions	0	0	0	0	0	0	0	0	0	0	0				

Source: Uniform System for Judicial Records, Nevada AOC, Research and Statistics Unit.

Table B5-2. Criminal Caseload Processed by Justice Courts in Nevada, Fiscal Year 2020.

Justice Court, Criminal Caseload, Misdemeanor (1 of 6)			Crimes Against Persons, Misdemeanor	Domestic Violence, Misdemeanor	Older/Vulnerable Persons Abuse, Misdemeanor	Protection Order Violation, Misdemeanor	Crimes Against Property, Misdemeanor	Drugs, Misdemeanor	Weapons, Misdemeanor	Public Order, Misdemeanor	Motor Vehicle - DUI, Misdemeanor	Motor Vehicle - Reckless, Misdemeanor	Other, Misdemeanor	Traffic, Misdemeanor	Parking	
Totals^a	Nevada Justice Courts	New Filings (cases)	4,124	4,262	0	139	14,954	3,449	186	4,631	5,700	1,161	6,013	272,006	7,425	
		Reopened (cases)	209	505	0	22	347	254	4	95	743	27	216	832	6	
		Charges	5,197	6,598	0	180	17,798	6,214	288	5,819	6,986	1,512	9,044	336,598	8,165	
		Grand Total Dispositions	3,494	4,471	0	134	12,600	3,713	144	4,206	4,554	1,085	5,812	270,014	6,576	
		Total Non-Trial Dispositions	3,443	4,416	0	133	12,568	3,713	144	4,201	4,509	1,073	5,777	269,800	6,571	
	Total Trial Dispositions	51	55	0	1	32	0	0	5	45	12	35	214	5		
1st Judicial District	Carson City Justice Court^b	New Filings (cases)	87	89	0	25	181	91	8	93	222	30	104	9,025	251	
		Reopened (cases)	0	0	0	0	0	0	0	0	0	4	0	1	0	0
		Charges	109	128	0	26	292	427	13	127	279	48	163	11,436	265	
		Grand Total Dispositions	68	89	0	21	155	78	4	72	127	23	102	9,474	162	
		Total Non-Trial Dispositions	63	82	0	21	149	78	4	71	122	22	102	9,459	162	
	Total Trial Dispositions	5	7	0	0	6	0	0	1	5	1	0	15	0		
	Storey County Justice Court	New Filings (cases)	17	12	0	2	19	15	2	8	37	16	34	1,184	35	
		Reopened (cases)	0	0	0	0	0	0	0	0	0	0	0	0	0	
		Charges	18	12	0	2	22	19	2	9	41	17	40	1,637	35	
		Grand Total Dispositions	8	11	0	0	14	18	1	11	29	14	16	1,221	49	
Total Non-Trial Dispositions		7	11	0	0	14	18	1	11	28	12	13	1,208	46		
Total Trial Dispositions	1	0	0	0	0	0	0	0	1	2	3	13	3			
2nd Judicial District	Incline Village Justice Court	New Filings (cases)	19	15	0	3	38	15	2	17	52	6	83	939	1,704	
		Reopened (cases)	0	3	0	0	1	0	0	4	22	0	4	28	3	
		Charges	22	16	0	3	44	23	2	24	53	6	83	1,179	1,719	
		Grand Total Dispositions	15	12	0	2	31	8	0	21	61	7	87	963	1,205	
		Total Non-Trial Dispositions	14	12	0	2	30	8	0	21	59	7	87	962	1,205	
		Total Trial Dispositions	1	0	0	0	1	0	0	0	2	0	0	1	0	
	Reno Justice Court	New Filings (cases)	211	61	0	13	279	522	12	51	569	83	222	16,317	34	
		Reopened (cases)	44	66	0	10	50	77	0	8	251	5	24	247	1	
		Charges	285	216	0	20	434	769	32	86	729	126	460	20,392	40	
		Grand Total Dispositions	225	133	0	22	352	544	13	55	655	69	311	16,997	41	
		Total Non-Trial Dispositions	223	128	0	22	350	544	13	53	647	69	307	16,989	41	
		Total Trial Dispositions	2	5	0	0	2	0	0	2	8	0	4	8	0	
	Sparks Justice Court	New Filings (cases)	110	56	0	14	145	233	18	30	277	28	112	4,998	9	
		Reopened (cases)	31	50	0	11	44	85	1	11	150	2	71	123	0	
		Charges	156	142	0	28	259	381	26	51	372	57	223	6,733	11	
		Grand Total Dispositions	103	93	0	21	174	272	14	38	349	20	216	5,393	13	
		Total Non-Trial Dispositions	100	90	0	21	173	272	14	38	344	20	214	5,389	13	
		Total Trial Dispositions	3	3	0	0	1	0	0	0	5	0	2	4	0	
Wadsworth Justice Court	New Filings (cases)	3	1	0	1	13	4	1	2	14	20	10	2,141	11		
	Reopened (cases)	0	0	0	0	0	0	0	0	1	1	0	9	0		
	Charges	3	1	0	1	14	5	1	3	16	22	14	2,579	11		
	Grand Total Dispositions	1	0	0	0	6	1	2	1	11	13	7	2,083	9		
	Total Non-Trial Dispositions	1	0	0	0	6	1	2	1	11	13	7	2,083	9		
	Total Trial Dispositions	0	0	0	0	0	0	0	0	0	0	0	0	0		

^a Totals reflect aggregate information from the Nevada Justice Courts. Information contained herein may reflect non-standard reporting and is noted by subsequent footnotes. Case types determined by the USJR charge hierarchy defined in the Nevada Courts Statistical Reporting Dictionary.

^b Carson City Justice Court includes Municipal Court information.

Source: Uniform System for Judicial Records, Nevada AOC, Research and Statistics Unit.

Table B5-2. Criminal Caseload Processed by Justice Courts in Nevada, Fiscal Year 2020.

		Justice Court, Criminal Caseload, Misdemeanor (2 of 6)		Crimes Against Persons, Misdemeanor	Domestic Violence, Misdemeanor	Older/Vulnerable Persons Abuse, Misdemeanor	Protection Order Violation, Misdemeanor	Crimes Against Property, Misdemeanor	Drugs, Misdemeanor	Weapons, Misdemeanor	Public Order, Misdemeanor	Motor Vehicle - DUI, Misdemeanor	Motor Vehicle - Reckless, Misdemeanor	Other, Misdemeanor	Traffic, Misdemeanor	Parking	
3rd Judicial District	Lyon County	Canal Justice Court	New Filings (cases)	8	59	0	10	21	39	1	1	20	1	13	502	2	
			Reopened (cases)	0	0	0	0	0	0	0	0	0	1	0	1	1	0
			Charges	10	61	0	10	25	49	1	1	24	5	19	660	4	
			Grand Total Dispositions	9	24	0	8	24	39	0	3	18	2	14	803	2	
			Total Non-Trial Dispositions	9	24	0	8	24	39	0	3	17	2	14	802	1	
			Total Trial Dispositions	0	0	0	0	0	0	0	0	1	0	0	1	1	
			Dayton Justice Court	New Filings (cases)	28	52	0	7	27	25	4	15	59	14	51	2,062	0
		Reopened (cases)		0	0	0	0	0	0	0	0	1	0	0	2	0	
			Charges	35	55	0	8	33	31	4	16	67	18	97	2,552	1	
			Grand Total Dispositions	36	45	0	7	29	17	4	21	44	17	49	2,286	0	
			Total Non-Trial Dispositions	33	44	0	7	29	17	4	21	44	16	49	2,283	0	
			Total Trial Dispositions	3	1	0	0	0	0	0	0	0	1	0	3	0	
		Walker River Justice Court	New Filings (cases)	16	58	0	13	30	25	3	27	46	15	89	2,047	1	
	Reopened (cases)		0	4	0	0	0	0	0	0	1	0	1	1	0		
		Charges	17	60	0	17	35	37	4	32	51	19	124	2,537	1		
	Grand Total Dispositions	16	52	0	14	32	27	3	34	38	9	139	2,132	1			
	Total Non-Trial Dispositions	15	51	0	14	32	27	3	34	38	9	139	2,132	1			
	Total Trial Dispositions	1	1	0	0	0	0	0	0	0	0	0	0	0			
4th Judicial District	Elko County	Carlin Justice Court	New Filings (cases)	12	2	0	3	13	21	0	4	25	5	10	814	1	
			Reopened (cases)	0	0	0	0	0	0	0	0	0	0	0	0	0	
			Charges	13	2	0	4	17	32	0	19	25	7	14	950	2	
			Grand Total Dispositions	12	1	0	0	12	20	0	6	22	7	10	817	1	
			Total Non-Trial Dispositions	12	1	0	0	12	20	0	6	20	6	10	817	1	
			Total Trial Dispositions	0	0	0	0	0	0	0	0	2	1	0	0	0	
			Eastline Justice Court	New Filings (cases)	27	19	0	3	21	42	0	4	3	1	1	270	0
		Reopened (cases)		3	2	0	0	0	1	0	0	0	0	0	2	0	
			Charges	35	25	0	4	31	60	0	26	5	3	9	349	0	
			Grand Total Dispositions	28	12	0	2	23	36	0	8	8	1	3	324	0	
			Total Non-Trial Dispositions	28	12	0	2	22	36	0	8	8	1	3	324	0	
			Total Trial Dispositions	0	0	0	0	1	0	0	0	0	0	0	0	0	
		Elko Justice Court	New Filings (cases)	117	55	0	0	149	57	6	54	16	103	137	5,920	5	
	Reopened (cases)		39	29	0	0	60	24	1	12	4	10	41	89	0		
		Charges	141	73	0	0	218	123	8	172	27	138	157	6,903	7		
	Grand Total Dispositions	162	83	0	0	258	127	5	68	17	126	151	5,666	4			
	Total Non-Trial Dispositions	154	81	0	0	257	127	5	68	17	125	144	5,663	4			
	Total Trial Dispositions	8	2	0	0	1	0	0	0	0	1	7	3	0			
	Wells Justice Court	New Filings (cases)	13	8	0	0	22	19	1	3	17	6	18	3,077	9		
Reopened (cases)		0	0	0	0	1	0	0	0	0	0	0	0	1	0		
	Charges	15	15	0	0	30	29	1	17	18	9	68	3,382	11			
	Grand Total Dispositions	11	4	0	0	22	17	1	3	13	5	10	2,913	9			
	Total Non-Trial Dispositions	9	4	0	0	22	17	1	3	13	5	10	2,907	9			
	Total Trial Dispositions	2	0	0	0	0	0	0	0	0	0	0	6	0			

Source: Uniform System for Judicial Records, Nevada AOC, Research and Statistics Unit.

Table B5-2. Criminal Caseload Processed by Justice Courts in Nevada, Fiscal Year 2020.

		Justice Court, Criminal Caseload, Misdemeanor (3 of 6)		Crimes Against Persons, Misdemeanor	Domestic Violence, Misdemeanor	Older/Vulnerable Persons Abuse, Misdemeanor	Protection Order Violation, Misdemeanor	Crimes Against Property, Misdemeanor	Drugs, Misdemeanor	Weapons, Misdemeanor	Public Order, Misdemeanor	Motor Vehicle - DUI, Misdemeanor	Motor Vehicle - Reckless, Misdemeanor	Other, Misdemeanor	Traffic, Misdemeanor	Parking	
5th Judicial District	Esmeralda County	Esmeralda Justice Court	New Filings (cases)	0	0	0	0	0	0	0	0	0	0	0	2,108	0	
			Reopened (cases)	0	0	0	0	0	0	0	0	0	0	0	0	0	0
			Charges	0	0	0	0	0	0	0	0	0	0	0	0	2,108	0
			Grand Total Dispositions	0	0	0	0	0	0	0	0	0	0	0	0	2,108	0
			Total Non-Trial Dispositions	0	0	0	0	0	0	0	0	0	0	0	0	2,099	0
	Total Trial Dispositions	0	0	0	0	0	0	0	0	0	0	0	0	9	0		
	Nye County	Beatty Justice Court	New Filings (cases)	4	5	0	1	15	4	0	3	0	6	12	1,349	0	
			Reopened (cases)	0	0	0	0	0	0	0	0	0	0	0	0	0	
			Charges	4	5	0	1	16	5	0	4	0	6	19	1,528	2	
			Grand Total Dispositions	4	8	0	1	8	4	0	7	3	4	12	1,361	1	
			Total Non-Trial Dispositions	4	7	0	1	8	4	0	7	3	4	12	1,360	1	
		Total Trial Dispositions	0	1	0	0	0	0	0	0	0	0	0	0	1	0	
		Pahrump Justice Court	New Filings (cases)	153	83	0	10	111	52	8	16	81	0	94	3,037	2	
			Reopened (cases)	9	16	0	1	17	15	0	1	10	0	3	161	1	
			Charges	163	88	0	14	138	67	9	24	91	0	142	3,688	3	
Grand Total Dispositions ^c			165	139	0	11	228	93	6	23	164	0	206	3,732	4		
Total Non-Trial Dispositions	162		137	0	11	228	93	6	22	164	0	203	3,717	4			
Total Trial Dispositions	3	2	0	0	0	0	0	1	0	0	3	15	0				
Tonopah Justice Court	New Filings (cases)	11	5	0	2	10	8	1	7	7	5	21	2,135	0			
	Reopened (cases)	0	0	0	0	0	0	0	0	0	0	0	7	0			
	Charges	11	5	0	2	14	10	2	7	7	6	26	2,382	0			
	Grand Total Dispositions	7	9	0	1	9	12	2	11	7	6	24	2,341	0			
	Total Non-Trial Dispositions	7	9	0	1	9	12	2	11	6	5	24	2,333	0			
Total Trial Dispositions	0	0	0	0	0	0	0	0	1	1	0	8	0				
6th Judicial District	Humboldt County	Union Justice Court	New Filings (cases)	64	14	0	6	76	36	2	32	31	12	88	4,919	5	
			Reopened (cases)	0	0	0	0	1	0	0	0	1	0	0	2	0	
			Charges	71	16	0	8	92	43	2	50	31	12	114	5,562	9	
			Grand Total Dispositions	73	20	0	6	70	30	0	36	75	5	85	4,557	3	
			Total Non-Trial Dispositions	67	19	0	6	68	30	0	36	68	5	84	4,545	3	
Total Trial Dispositions	6	1	0	0	2	0	0	0	7	0	1	12	0				
7th Judicial District	Eureka County	Eureka Justice Court	New Filings (cases)	4	5	0	0	7	0	0	5	8	2	7	690	2	
			Reopened (cases)	1	1	0	0	0	0	0	0	0	0	0	0	0	
			Charges	7	8	0	0	15	2	1	12	12	3	12	803	2	
			Grand Total Dispositions	4	6	0	0	6	0	0	4	3	2	8	650	2	
			Total Non-Trial Dispositions	4	6	0	0	6	0	0	4	3	1	8	644	2	
Total Trial Dispositions	0	0	0	0	0	0	0	0	0	1	0	6	0				

^c Includes administrative case closures (non-traffic cases).

Source: Uniform System for Judicial Records, Nevada AOC, Research and Statistics Unit.

Table B5-2. Criminal Caseload Processed by Justice Courts in Nevada, Fiscal Year 2020.

		Justice Court, Criminal Caseload, Misdemeanor (4 of 6)		Crimes Against Persons, Misdemeanor	Domestic Violence, Misdemeanor	Older/Vulnerable Persons Abuse, Misdemeanor	Protection Order Violation, Misdemeanor	Crimes Against Property, Misdemeanor	Drugs, Misdemeanor	Weapons, Misdemeanor	Public Order, Misdemeanor	Motor Vehicle - DUI, Misdemeanor	Motor Vehicle - Reckless, Misdemeanor	Other, Misdemeanor	Traffic, Misdemeanor	Parking	
7th Judicial District Cont.	Lincoln County	Meadow Valley Justice Court	New Filings (cases)	9	4	0	3	14	6	4	8	11	0	35	912	2	
			Reopened (cases)	1	1	0	0	0	0	1	0	0	1	0	0	1	0
		Charges	43	7	0	5	25	22	4	15	23	1	38	1,023	2		
		Grand Total Dispositions	10	6	0	2	13	6	3	7	14	1	25	915	0		
		Total Non-Trial Dispositions	9	6	0	2	13	6	3	7	14	1	24	914	0		
		Total Trial Dispositions	1	0	0	0	0	0	0	0	0	0	1	1	0		
		Pahrangat Valley Justice Court	New Filings (cases)	0	4	0	1	19	1	1	1	0	3	15	2,140	1	
			Reopened (cases)	0	0	0	0	0	0	0	0	0	0	0	9	0	
	Charges		1	5	0	1	28	7	1	2	3	3	17	2,322	1		
	Grand Total Dispositions		0	4	0	2	16	3	0	11	4	1	14	2,352	1		
	Total Non-Trial Dispositions		0	4	0	2	16	3	0	11	4	1	14	2,351	1		
	Total Trial Dispositions		0	0	0	0	0	0	0	0	0	0	0	1	0		
	White Pine County	Ely Justice Court	New Filings (cases)	23	20	0	5	18	16	3	6	31	8	50	2,079	5	
			Reopened (cases)	0	1	0	0	0	0	0	0	0	0	1	4	0	
			Charges	25	21	0	5	24	22	3	12	39	11	62	2,277	5	
			Grand Total Dispositions	12	15	0	3	16	13	3	6	22	4	43	2,112	5	
Total Non-Trial Dispositions			11	14	0	3	16	13	3	6	21	4	43	2,109	5		
Total Trial Dispositions			1	1	0	0	0	0	0	0	1	0	0	3	0		
8th Judicial District	Clark County	Boulder Justice Court	New Filings (cases)	1	1	0	0	4	0	0	0	8	7	4	1,824	13	
			Reopened (cases)	0	0	0	0	0	0	0	0	0	0	1	0	0	
			Charges	3	5	0	1	8	2	0	0	9	10	8	1,990	15	
			Grand Total Dispositions	0	0	0	0	1	0	0	0	3	8	2	1,368	5	
			Total Non-Trial Dispositions	0	0	0	0	1	0	0	0	3	7	2	1,357	5	
			Total Trial Dispositions	0	0	0	0	0	0	0	0	0	1	0	11	0	
		Bunkerville Justice Court	New Filings (cases)	3	1	0	0	0	0	1	0	0	0	0	2	487	0
			Reopened (cases)	0	0	0	0	0	0	0	0	0	0	0	0	3	0
			Charges	3	1	0	0	0	0	1	0	0	0	2	549	0	
			Grand Total Dispositions	1	0	0	0	0	4	0	1	0	0	1	547	0	
			Total Non-Trial Dispositions	1	0	0	0	0	4	0	1	0	0	1	544	0	
			Total Trial Dispositions	0	0	0	0	0	0	0	0	0	0	0	3	0	
		Goodsprings Justice Court	New Filings (cases)	6	12	0	0	19	4	2	4	23	35	30	6,713	156	
			Reopened (cases)	0	0	0	0	0	0	0	0	0	1	0	39	1	
			Charges	6	15	0	0	21	4	2	4	25	35	36	8,495	164	
			Grand Total Dispositions	8	7	0	0	13	8	2	2	9	97	31	10,277	116	
Total Non-Trial Dispositions	8		7	0	0	13	8	2	2	9	97	31	10,276	116			
Total Trial Dispositions	0		0	0	0	0	0	0	0	0	0	0	1	0			
Henderson Justice Court	New Filings (cases)	39	9	0	0	52	19	2	13	91	36	227	4,434	69			
	Reopened (cases)	0	0	0	0	1	0	0	0	0	0	0	19	0			
	Charges	98	138	0	0	333	183	5	15	138	40	337	5,611	76			
	Grand Total Dispositions	34	20	0	0	85	29	2	17	53	41	205	4,913	64			
	Total Non-Trial Dispositions	34	20	0	0	85	29	2	17	51	41	205	4,912	64			
	Total Trial Dispositions	0	0	0	0	0	0	0	0	2	0	0	1	0			

Source: Uniform System for Judicial Records, Nevada AOC, Research and Statistics Unit.

Table B5-2. Criminal Caseload Processed by Justice Courts in Nevada, Fiscal Year 2020.

Justice Court, Criminal Caseload, Misdemeanor (5 of 6)		Crimes Against Persons, Misdemeanor	Domestic Violence, Misdemeanor	Older/Vulnerable Persons Abuse, Misdemeanor	Protection Order Violation, Misdemeanor	Crimes Against Property, Misdemeanor	Drugs, Misdemeanor	Weapons, Misdemeanor	Public Order, Misdemeanor	Motor Vehicle - DUI, Misdemeanor	Motor Vehicle - Reckless, Misdemeanor	Other, Misdemeanor	Traffic, Misdemeanor	Parking	
8th Judicial District Cont. Clark County Cont.	Las Vegas Justice Court	New Filings (cases)	2,843	3,299	0	0	12,934	1,813	84	4,024	3,549	546	3,978	158,496	4,531
		Reopened (cases)	68	310	0	0	146	15	2	50	248	7	62	8 ^d	0 ^d
		Charges	3,469	4,962	0	0	14,527	2,921	128	4,779	4,276	699	5,794	198,722	5,164
		Grand Total Dispositions	2,233	3,364	0	0	10,223	1,873	67	3,530	2,304	462	3,439	150,335	4,196
		Total Non-Trial Dispositions	2,224	3,345	0	0	10,216	1,873	67	3,529	2,300	462	3,432	150,317	4,196
	Total Trial Dispositions	9	19	0	0	7	0	0	1	4	0	7	18	0	
	Laughlin Justice Court	New Filings (cases)	40	45	0	0	165	15	1	15	52	22	93	6,670	253
		Reopened (cases)	0	0	0	0	0	0	0	0	0	0	0	0	0
		Charges	44	61	0	0	185	22	1	18	65	24	131	8,214	257
		Grand Total Dispositions	31	35	0	0	111	12	1	14	44	23	94	7,164	378
		Total Non-Trial Dispositions	31	35	0	0	111	12	1	14	44	23	94	7,163	378
	Total Trial Dispositions	0	0	0	0	0	0	0	0	0	0	0	1	0	
	Mesquite Justice Court	New Filings (cases)	3	0	0	0	3	1	0	0	1	0	2	0	0
		Reopened (cases)	0	0	0	0	0	0	0	0	0	0	0	0	0
		Charges	6	4	0	0	16	25	0	1	4	0	8	17	0
		Grand Total Dispositions	3	0	0	0	7	1	0	0	0	0	0	0	0
		Total Non-Trial Dispositions	3	0	0	0	7	1	0	0	0	0	0	0	0
	Total Trial Dispositions	0	0	0	0	0	0	0	0	0	0	0	0	0	
	Moapa Justice Court	New Filings (cases)	0	1	0	0	5	3	1	0	5	9	6	1,726	3
		Reopened (cases)	0	0	0	0	0	0	0	0	0	0	0	6	0
		Charges	0	4	0	0	7	4	1	1	7	9	11	1,943	3
		Grand Total Dispositions	0	5	0	0	5	4	0	0	2	6	9	1,817	2
		Total Non-Trial Dispositions	0	3	0	0	5	4	0	0	2	6	9	1,814	2
	Total Trial Dispositions	0	2	0	0	0	0	0	0	0	0	0	3	0	
	Moapa Valley Justice Court	New Filings (cases)	14	6	0	0	27	4	1	3	12	3	39	1,033	2
		Reopened (cases)	0	0	0	0	0	0	0	0	0	0	0	0	0
		Charges	15	10	0	0	30	6	1	3	14	6	55	1,265	2
		Grand Total Dispositions	8	9	0	0	18	5	1	2	6	3	50	1,036	2
Total Non-Trial Dispositions		8	4	0	0	15	5	1	2	5	3	47	1,028	2	
Total Trial Dispositions	0	5	0	0	3	0	0	0	1	0	3	8	0		
North Las Vegas Justice Court	New Filings (cases)	49	108	0	0	58	15	3	7	55	6	39	1,115	2	
	Reopened (cases)	0	0	0	0	1	0	0	0	0	0	0	3	0	
	Charges	152	270	0	0	300	349	10	18	91	18	225	1,996	11	
	Grand Total Dispositions	37	108	0	0	200	34	1	12	61	3	49	1,000	1	
	Total Non-Trial Dispositions	37	108	0	0	199	34	1	12	61	3	48	998	1	
Total Trial Dispositions	0	0	0	0	1	0	0	0	0	0	1	2	0		
Searchlight Justice Court	New Filings (cases)	5	4	0	0	11	1	0	0	10	42	7	4,584	2	
	Reopened (cases)	0	0	0	0	0	0	0	0	0	0	0	7	0	
	Charges	6	4	0	0	11	2	0	0	10	42	8	5,297	13	
	Grand Total Dispositions	2	3	0	0	6	1	0	0	10	42	8	4,337	1	
	Total Non-Trial Dispositions	2	3	0	0	6	1	0	0	10	40	8	4,325	1	
Total Trial Dispositions	0	0	0	0	0	0	0	0	0	2	0	12	0		

^d Reopened (cases) under-reported.

Source: Uniform System for Judicial Records, Nevada AOC, Research and Statistics Unit.

Table B5-2. Criminal Caseload Processed by Justice Courts in Nevada, Fiscal Year 2020.

Justice Court, Criminal Caseload, Misdemeanor (6 of 6)				Crimes Against Persons, Misdemeanor	Domestic Violence, Misdemeanor	Older/Vulnerable Persons Abuse, Misdemeanor	Protection Order Violation, Misdemeanor	Crimes Against Property, Misdemeanor	Drugs, Misdemeanor	Weapons, Misdemeanor	Public Order, Misdemeanor	Motor Vehicle - DUI, Misdemeanor	Motor Vehicle - Reckless, Misdemeanor	Other, Misdemeanor	Traffic, Misdemeanor	Parking
9th Judicial District	Douglas County	East Fork Justice Court	New Filings (cases)	66	51	0	0	181	136	4	57	136	32	97	3,985	24
			Reopened (cases)	11	19	0	0	18	30	0	8	46	1	2	42	0
			Charges	72	57	0	0	208	192	7	89	157	42	136	5,124	27
			Grand Total Dispositions	63	55	0	0	187	150	3	60	160	28	78	3,602	20
			Total Non-Trial Dispositions	62	52	0	0	186	150	3	60	156	27	78	3,592	20
		Total Trial Dispositions	1	3	0	0	1	0	0	0	4	1	0	10	0	
		Tahoe Justice Court	New Filings (cases)	37	34	0	0	143	44	2	48	71	18	101	2,206	289
			Reopened (cases)	2	3	0	0	7	6	0	1	2	0	1	8	0
			Charges	39	34	0	0	165	70	2	69	83	18	117	2,784	293
			Grand Total Dispositions	32	25	0	1	133	69	0	46	55	8	97	2,006	276
Total Non-Trial Dispositions	29		23	0	1	128	69	0	46	54	8	96	2,000	275		
Total Trial Dispositions	3	2	0	0	5	0	0	0	1	0	1	6	1			
10th Judicial District	Churchill County	New River Justice Court	New Filings (cases)	28	41	0	11	66	48	4	32	93	9	76	2,923	2
			Reopened (cases)	0	0	0	0	0	0	0	0	0	0	1	5	0
			Charges	30	45	0	13	93	63	7	43	107	15	121	3,620	7
			Grand Total Dispositions	25	43	0	6	66	59	3	31	108	10	98	3,298	2
			Total Non-Trial Dispositions	24	43	0	5	65	59	3	31	108	10	96	3,275	2
Total Trial Dispositions	1	0	0	1	1	0	0	0	0	0	2	23	0			
11th Judicial District	Lander County	Argenta Justice Court	New Filings (cases)	19	3	0	2	10	19	1	22	16	1	38	894	0
			Reopened (cases)	0	0	0	0	0	0	0	0	0	0	0	0	0
			Charges	21	3	0	3	10	22	1	24	19	3	41	1,024	0
			Grand Total Dispositions	20	3	0	1	12	21	1	27	15	1	31	1,061	0
			Total Non-Trial Dispositions	20	3	0	1	12	21	1	27	15	1	31	1,061	0
		Total Trial Dispositions	0	0	0	0	0	0	0	0	0	0	0	0	0	
		Austin Justice Court	New Filings (cases)	0	1	0	0	0	0	2	0	2	0	1	861	0
			Reopened (cases)	0	0	0	0	0	0	0	0	0	0	0	0	0
			Charges	0	1	0	0	0	0	2	0	2	0	1	916	0
			Grand Total Dispositions	0	0	0	0	0	0	1	0	0	0	37 ^c	877	0
	Total Non-Trial Dispositions		0	0	0	0	0	0	1	0	0	0	37	877	0	
	Total Trial Dispositions	0	0	0	0	0	0	0	0	0	0	0	0	0		
	Mineral County	Hawthorne Justice Court	New Filings (cases)	17	7	0	2	19	17	1	15	34	31	42	4,198	0
			Reopened (cases)	0	0	0	0	0	0	0	0	0	0	2	5	0
			Charges	27	9	0	2	44	61	4	40	50	33	79	4,709	1
Grand Total Dispositions			12	4	0	2	13	15	0	12	32	15	23	4,105	1	
Total Non-Trial Dispositions			12	4	0	2	13	15	0	12	32	15	23	4,103	1	
Total Trial Dispositions	0	0	0	0	0	0	0	0	0	0	0	2	0			
Pershing County	Lake Justice Court	New Filings (cases)	18	12	0	2	29	79	0	4	16	0	25	1,192	0	
		Reopened (cases)	0	0	0	0	0	0	0	0	0	0	0	0	0	
		Charges	22	14	0	2	34	125	0	6	16	1	33	1,340	1	
		Grand Total Dispositions	16	24	0	1	22	63	1	6	8	2	28	1,071	0	
		Total Non-Trial Dispositions	16	24	0	1	22	63	1	6	8	2	28	1,068	0	
Total Trial Dispositions	0	0	0	0	0	0	0	0	0	0	0	3	0			

^c Includes administrative case closures (non-traffic cases).

Source: Uniform System for Judicial Records, Nevada AOC, Research and Statistics Unit.

Table B6-1. Civil Caseload Processed by Justice Courts in Nevada, Fiscal Year 2020.

Justice Court, Civil Caseload, Aggregate (1 of 4)			Real Property	Tort	Contract	Contested Liens	Petitions to Seal Records	Other Civil Matters	Small Claims	Protection Orders	Totals
Totals^a	Nevada Justice Courts	New Filings (cases)	31,094	754	44,376	12	11	1,748	7,899	7,066	92,960
		Reopened (cases)	5,188	28	789	1	0	80	720	555	7,361
		Grand Total Dispositions	37,420	1,022	46,309	6	7	3,120	9,926	7,468	105,278
		Total Non-Trial Dispositions	36,870	1,014	46,281	6	7	3,097	8,327	7,468	103,070
		Total Trial Dispositions	550	8	28	0	0	23	1,599	0	2,208
1st Judicial District	Carson City Justice Court ^b	New Filings (cases)	605	3	1,035	1	0	57	204	624	2,529
		Reopened (cases)	0	0	0	0	0	0	1	0	1
		Grand Total Dispositions^c	1,086	3	1,081	0	0	293	194	648	3,305 ^c
		Total Non-Trial Dispositions	1,063	3	1,076	0	0	291	70	648	3,151
		Total Trial Dispositions	23	0	5	0	0	2	124	0	154
	Storey County Justice Court	New Filings (cases)	10	0	16	0	0	2	4	47	79
		Reopened (cases)	0	0	0	0	0	0	0	0	0
		Grand Total Dispositions	7	0	6	0	0	3	2	41	59
		Total Non-Trial Dispositions	6	0	6	0	0	2	1	41	56
		Total Trial Dispositions	1	0	0	0	0	1	1	0	3
2nd Judicial District	Incline Village Justice Court	New Filings (cases)	27	2	24	0	0	15	21	27	116
		Reopened (cases)	1	0	1	0	0	0	5	27	34
		Grand Total Dispositions	32	1	41	0	0	18	27	49	168
		Total Non-Trial Dispositions	29	1	41	0	0	18	17	49	155
		Total Trial Dispositions	3	0	0	0	0	0	10	0	13
	Reno Justice Court	New Filings (cases)	1,760	44	3,432	1	0	95	1,109	816	7,257
		Reopened (cases)	121	1	76	0	0	6	121	31	356
		Grand Total Dispositions	1,861	64	3,078	0	0	166	1,261	845	7,275
		Total Non-Trial Dispositions	1,664	64	3,071	0	0	162	1,125	845	6,931
		Total Trial Dispositions	197	0	7	0	0	4	136	0	344
	Sparks Justice Court	New Filings (cases)	664	11	2,215	0	0	165	484	205	3,744
		Reopened (cases)	93	0	20	0	0	4	32	24	173
		Grand Total Dispositions	787	9	2,284	0	0	638	554	207	4,479
		Total Non-Trial Dispositions	718	9	2,282	0	0	633	499	207	4,348
		Total Trial Dispositions	69	0	2	0	0	5	55	0	131
Wadsworth Justice Court	New Filings (cases)	7	0	6	0	0	1	2	1	17	
	Reopened (cases)	1	0	0	0	0	0	0	0	1	
	Grand Total Dispositions	4	0	3	0	0	0	1	0	8	
	Total Non-Trial Dispositions	4	0	3	0	0	0	1	0	8	
	Total Trial Dispositions	0	0	0	0	0	0	0	0	0	
3rd Judicial District	Canal Justice Court	New Filings (cases)	316	0	285	0	0	1	92	224	918
		Reopened (cases)	1	0	1	0	0	0	1	0	3
		Grand Total Dispositions	332	0	286	0	0	7	86	219	930
		Total Non-Trial Dispositions	322	0	285	0	0	7	67	219	900
		Total Trial Dispositions	10	0	1	0	0	0	19	0	30
	Dayton Justice Court	New Filings (cases)	91	0	328	0	0	24	31	233	707
		Reopened (cases)	0	0	5	0	0	1	0	0	6
		Grand Total Dispositions	87	0	294	0	0	21	33	233	668
		Total Non-Trial Dispositions	84	0	293	0	0	18	27	233	655
		Total Trial Dispositions	3	0	1	0	0	3	6	0	13
	Walker River Justice Court	New Filings (cases)	104	0	161	0	0	43	45	175	528
		Reopened (cases)	18	0	3	0	0	0	4	58	83
Grand Total Dispositions		123	0	169	0	0	43	49	285	669	
Total Non-Trial Dispositions		123	0	167	0	0	38	32	285	645	
Total Trial Dispositions		0	0	2	0	0	5	17	0	24	

^a Totals reflect aggregate information from the Nevada Justice Courts. Information contained herein may reflect non-standard reporting and is noted by subsequent footnotes. Petitions to Seal Records are USJR Phase III-specific measures and reported in Other Civil Matters in the USJR Phase II statistics found in the Nevada Courts Statistical Reporting Dictionary.

^b Carson City Justice Court includes Municipal Court information.

^c Includes administrative case closures.

Source: Uniform System for Judicial Records, Nevada AOC, Research and Statistics Unit.

Table B6-1. Civil Caseload Processed by Justice Courts in Nevada, Fiscal Year 2020.

Justice Court, Civil Caseload, Aggregate (2 of 4)			Real Property	Tort	Contract	Contested Liens	Petitions to Seal Records	Other Civil Matters	Small Claims	Protection Orders	Totals		
4th Judicial District	Elko County	Carlin Justice Court	New Filings (cases)	13	0	9	0	0	1	5	48	76	
			Reopened (cases)	0	0	0	0	0	0	0	0	0	
			Grand Total Dispositions	9	1	11	0	0	4	4	38	67	
			Total Non-Trial Dispositions	9	1	11	0	0	4	4	38	67	
			Total Trial Dispositions	0	0	0	0	0	0	0	0	0	
			Eastline Justice Court	New Filings (cases)	10	0	12	0	0	1	5	40	68
				Reopened (cases)	0	0	0	0	0	0	0	0	0
				Grand Total Dispositions	4	0	12	0	0	1	5	37	59
			Total Non-Trial Dispositions	4	0	12	0	0	1	5	37	59	
			Total Trial Dispositions	0	0	0	0	0	0	0	0	0	
		Elko Justice Court	New Filings (cases)	118	2	483	0	0	30	93	398	1,124	
			Reopened (cases)	8	0	4	0	0	2	1	68	83	
			Grand Total Dispositions ^c	126	1	487	0	0	57	619	466	1,756 ^c	
			Total Non-Trial Dispositions	123	1	487	0	0	57	562	466	1,696	
			Total Trial Dispositions	3	0	0	0	0	0	57	0	60	
		Wells Justice Court	New Filings (cases)	3	0	18	0	0	1	7	14	43	
		Reopened (cases)	0	0	0	0	0	0	0	0	0		
		Grand Total Dispositions	2	0	7	0	0	1	6	15	31		
		Total Non-Trial Dispositions	2	0	7	0	0	1	6	15	31		
		Total Trial Dispositions	0	0	0	0	0	0	0	0	0		
5th Judicial District	Esmeralda County	Esmeralda Justice Court	New Filings (cases)	0	0	0	0	0	1	0	1	1	
			Reopened (cases)	0	0	0	0	0	0	0	0	0	
			Grand Total Dispositions	0	0	0	0	0	1	3	4	4	
			Total Non-Trial Dispositions	0	0	0	0	0	0	3	3	3	
			Total Trial Dispositions	0	0	0	0	0	1	0	1	1	
		Nye County	Beatty Justice Court	New Filings (cases)	8	0	5	0	0	1	0	27	41
				Reopened (cases)	0	0	0	0	0	0	0	0	
				Grand Total Dispositions	5	0	4	0	0	2	18	29	
				Total Non-Trial Dispositions	5	0	4	0	0	2	18	29	
			Total Trial Dispositions	0	0	0	0	0	0	0	0		
			Pahrump Justice Court	New Filings (cases)	87	1	346	0	11	0	42	281	768
				Reopened (cases)	10	0	2	0	0	0	8	20	
				Grand Total Dispositions	99	3	290	0	7	0	291	734	
				Total Non-Trial Dispositions	99	2	290	0	7	0	291	718	
				Total Trial Dispositions	0	1	0	0	0	15	0	16	
			Tonopah Justice Court	New Filings (cases)	15	0	19	0	0	4	8	44	90
			Reopened (cases)	2	0	1	0	0	0	2	5		
			Grand Total Dispositions	17	0	14	0	0	1	42	81		
			Total Non-Trial Dispositions	17	0	14	0	0	6	42	79		
			Total Trial Dispositions	0	0	0	0	1	1	0	2		
6th Judicial District	Humboldt County	Union Justice Court	New Filings (cases)	38	0	126	0	0	13	247	146	570	
			Reopened (cases)	0	0	0	0	0	0	0	0	0	
			Grand Total Dispositions	34	0	125	0	0	18	168	134	479	
			Total Non-Trial Dispositions	33	0	125	0	0	18	162	134	472	
		Total Trial Dispositions	1	0	0	0	0	6	0	0	7		

^c Includes administrative case closures.

Source: Uniform System for Judicial Records, Nevada AOC, Research and Statistics Unit.

Table B6-1. Civil Caseload Processed by Justice Courts in Nevada, Fiscal Year 2020.

Justice Court, Civil Caseload, Aggregate (3 of 4)			Real Property	Tort	Contract	Contested Liens	Petitions to Seal Records	Other Civil Matters	Small Claims	Protection Orders	Totals	
7th Judicial District	Eureka County	Eureka Justice Court	New Filings (cases)	0	0	9	0	0	0	2	9	20
			Reopened (cases)	0	0	0	0	0	0	0	0	0
			Grand Total Dispositions	0	0	3	0	0	0	1	10	14
			Total Non-Trial Dispositions	0	0	3	0	0	0	1	10	14
		Total Trial Dispositions	0	0	0	0	0	0	0	0	0	0
	Meadow Valley Justice Court	New Filings (cases)	1	0	15	0	0	9	4	23	52	
		Reopened (cases)	0	0	0	0	0	0	0	0	0	
		Grand Total Dispositions	0	0	4	0	0	2	0	9	15	
		Total Non-Trial Dispositions	0	0	4	0	0	2	0	9	15	
		Total Trial Dispositions	0	0	0	0	0	0	0	0	0	0
	Pahrnagat Valley Justice Court	New Filings (cases)	2	0	2	0	0	4	1	8	17	
		Reopened (cases)	0	0	0	0	0	0	1	0	1	
		Grand Total Dispositions	2	0	1	0	0	8	3	6	20	
		Total Non-Trial Dispositions	2	0	1	0	0	8	3	6	20	
		Total Trial Dispositions	0	0	0	0	0	0	0	0	0	0
White Pine County	Ely Justice Court	New Filings (cases)	25	0	65	0	0	2	56	90	238	
		Reopened (cases)	5	0	16	0	0	0	22	4	47	
		Grand Total Dispositions	46	0	84	0	0	9	87	113	339	
		Total Non-Trial Dispositions	46	0	84	0	0	9	59	113	311	
		Total Trial Dispositions	0	0	0	0	0	0	28	0	28	
8th Judicial District	Clark County	Boulder Justice Court	New Filings (cases)	67	1	91	0	0	1	13	98	271
			Reopened (cases)	1	0	0	0	0	0	0	0	1
			Grand Total Dispositions	59	0	55	0	0	1	15	97	227
			Total Non-Trial Dispositions	43	0	55	0	0	1	7	97	203
			Total Trial Dispositions	16	0	0	0	0	8	0	0	24
		Bunkerville Justice Court	New Filings (cases)	0	0	2	0	0	1	1	3	7
			Reopened (cases)	0	0	0	0	0	0	0	0	0
			Grand Total Dispositions	0	0	0	0	0	1	0	2	3
			Total Non-Trial Dispositions	0	0	0	0	0	1	0	2	3
			Total Trial Dispositions	0	0	0	0	0	0	0	0	0
		Goodsprings Justice Court	New Filings (cases)	11	0	15	0	0	1	1	15	43
			Reopened (cases)	0	0	0	0	0	0	0	0	0
	Grand Total Dispositions		10	0	11	0	0	0	1	8	30	
	Total Non-Trial Dispositions		10	0	11	0	0	0	1	8	30	
		Total Trial Dispositions	0	0	0	0	0	0	0	0	0	
	Henderson Justice Court	New Filings (cases)	1,906	10	3,753	1	0	40	245	519	6,474	
		Reopened (cases)	143	0	29	0	0	0	2	29	203	
		Grand Total Dispositions	2,031	11	3,435	0	0	35	165	486	6,163	
		Total Non-Trial Dispositions	1,953	11	3,434	0	0	35	144	486	6,063	
		Total Trial Dispositions	78	0	1	0	0	0	21	0	100	
	Las Vegas Justice Court	New Filings (cases)	21,920	666	27,562	8	0	1,017	4,796	1,859	57,828	
		Reopened (cases)	4,745	27	619	1	0	63	528	272	6,255	
		Grand Total Dispositions	27,319	910	29,632	5	0	1,470	5,534	2,118	66,988	
		Total Non-Trial Dispositions	27,186	903	29,629	5	0	1,470	4,509	2,118	65,820	
		Total Trial Dispositions	133	7	3	0	0	0	1,025	0	1,168	
	Laughlin Justice Court	New Filings (cases)	93	0	221	0	0	0	10	62	386	
		Reopened (cases)	3	0	2	0	0	0	0	1	6	
Grand Total Dispositions		76	0	231	0	0	0	6	58	371		
Total Non-Trial Dispositions		72	0	231	0	0	0	3	58	364		
	Total Trial Dispositions	4	0	0	0	0	3	0	0	7		
Mesquite Justice Court	New Filings (cases)	33	1	72	0	0	0	16	70	192		
	Reopened (cases)	0	0	0	0	0	0	0	0	0		
	Grand Total Dispositions	32	1	76	0	0	0	15	60	184		
	Total Non-Trial Dispositions	32	1	76	0	0	0	6	60	175		
	Total Trial Dispositions	0	0	0	0	0	9	0	0	9		

Source: Uniform System for Judicial Records, Nevada AOC, Research and Statistics Unit.

Table B6-1. Civil Caseload Processed by Justice Courts in Nevada, Fiscal Year 2020.

Justice Court, Civil Caseload, Aggregate (4 of 4)		Real Property	Tort	Contract	Contested Liens	Petitions to Seal Records	Other Civil Matters	Small Claims	Protection Orders	Totals	
8th Judicial District Cont.	Clark County Cont.	Moapa Justice Court	New Filings (cases)	1	0	3	0	0	0	8	12
		Reopened (cases)	0	0	0	0	0	0	1	1	1
		Grand Total Dispositions	0	0	3	0	0	0	1	10	14
		Total Non-Trial Dispositions	0	0	3	0	0	0	1	10	14
		Total Trial Dispositions	0	0	0	0	0	0	0	0	0
		Moapa Valley Justice Court	New Filings (cases)	14	0	13	0	0	3	21	51
		Reopened (cases)	1	0	0	0	0	0	0	0	1
		Grand Total Dispositions	18	0	3	0	0	0	3	24	48
		Total Non-Trial Dispositions	18	0	3	0	0	0	3	24	48
	Total Trial Dispositions	0	0	0	0	0	0	0	0	0	
	North Las Vegas Justice Court	New Filings (cases)	2,910	10	3,320	1	0	69	136	351	6,797
	Reopened (cases)	33	0	6	0	0	0	1	16	56	
	Grand Total Dispositions	2,980	15	3,569	1	0	89	821 ^c	352	7,827 ^c	
	Total Non-Trial Dispositions	2,976	15	3,569	1	0	89	793	352	7,795	
	Total Trial Dispositions	4	0	0	0	0	0	28	0	32	
	Searchlight Justice Court	New Filings (cases)	4	0	6	0	0	0	2	6	18
	Reopened (cases)	0	0	0	0	0	0	0	0	0	
	Grand Total Dispositions	3	0	4	0	0	0	2	4	13	
Total Non-Trial Dispositions	3	0	2	0	0	0	2	4	11		
Total Trial Dispositions	0	0	2	0	0	0	0	0	2		
9th Judicial District	Douglas County	East Fork Justice Court	New Filings (cases)	40	3	402	0	0	14	80	729
		Reopened (cases)	0	0	1	0	0	0	0	0	1
		Grand Total Dispositions ^c	40	3	676	0	0	9	64	175	967 ^c
		Total Non-Trial Dispositions	36	3	673	0	0	9	55	175	951
		Total Trial Dispositions	4	0	3	0	0	0	9	0	16
	Tahoe Justice Court	New Filings (cases)	5	0	19	0	0	40	23	32	119
	Reopened (cases)	1	0	0	0	0	0	1	0	2	
	Grand Total Dispositions	10	0	16	0	0	43	17	30	116	
	Total Non-Trial Dispositions	9	0	16	0	0	42	7	30	104	
Total Trial Dispositions	1	0	0	0	0	1	10	0	12		
10th Judicial District	Churchill County	New River Justice Court	New Filings (cases)	110	0	172	0	0	83	68	237
		Reopened (cases)	1	0	1	0	0	4	0	1	7
		Grand Total Dispositions	117	0	227	0	0	132	85	231	792
		Total Non-Trial Dispositions	117	0	226	0	0	131	75	231	780
		Total Trial Dispositions	0	0	1	0	0	1	10	0	12
11th Judicial District	Lander County	Argenta Justice Court	New Filings (cases)	13	0	52	0	0	3	7	38
		Reopened (cases)	0	0	1	0	0	0	0	3	4
		Grand Total Dispositions ^c	12	0	53	0	0	45	37	39	186 ^c
		Total Non-Trial Dispositions	12	0	53	0	0	45	37	39	186
		Total Trial Dispositions	0	0	0	0	0	0	0	0	0
	Austin Justice Court	New Filings (cases)	1	0	1	0	0	0	0	1	3
	Reopened (cases)	0	0	0	0	0	0	0	0	0	
	Grand Total Dispositions	1	0	0	0	0	0	0	1	2	
	Total Non-Trial Dispositions	1	0	0	0	0	0	0	1	2	
	Total Trial Dispositions	0	0	0	0	0	0	0	0	0	
	Mineral County	Hawthorne Justice Court	New Filings (cases)	17	0	20	0	0	9	39	85
		Reopened (cases)	0	0	1	0	0	0	0	10	11
		Grand Total Dispositions	9	0	2	0	0	0	0	37	48
		Total Non-Trial Dispositions	9	0	2	0	0	0	0	37	48
		Total Trial Dispositions	0	0	0	0	0	0	0	0	0
Pershing County	Lake Justice Court	New Filings (cases)	45	0	41	0	0	10	26	37	159
	Reopened (cases)	0	0	0	0	0	0	0	0	0	
	Grand Total Dispositions	40	0	32	0	0	3	8	27	110	
	Total Non-Trial Dispositions	40	0	32	0	0	3	8	27	110	
	Total Trial Dispositions	0	0	0	0	0	0	0	0	0	

^c Includes administrative case closures.

Source: Uniform System for Judicial Records, Nevada AOC, Research and Statistics Unit.

Table B6-2. Civil Caseload Processed by Justice Courts in Nevada, Fiscal Year 2020.

Justice Court, Civil Caseload (4 of 4)				Real Property			Tort					Contract					Contested Liens	Petitions to Seal Records	Other Civil Matters	Small Claims	Protection Orders				
				Landlord/Tenant (Summary Eviction)	Unlawful Detainer Complaint	Other Real Property	Auto Negligence	Premises Liability	Other Negligence	Intentional Misconduct	Other Tort	Credit Card Collection	Payday Loan Collection	Debt Collection Agency	Other Debt Collection	Contract Buyer Plaintiff					Other Contract	Request for DV Protection Order	Request for Non-DV Protection Order		
8th Judicial District Cont.	Clark County Cont.	Moapa Valley Justice Court	New Filings (cases)	14	0	0	0	0	0	0	0	0	0	0	13	0	0	0	0	0	3	9	12		
			Reopened (cases)	1	0	0	0	0	0	0	0	0	0	0	0	0	0	0	0	0	0	0	0	0	
			Grand Total Dispositions	16	2	0	0	0	0	0	0	0	0	0	0	3	0	0	0	0	0	0	3	8	16
			Total Non-Trial Dispositions	16	2	0	0	0	0	0	0	0	0	0	0	3	0	0	0	0	0	0	3	8	16
			Total Trial Dispositions	0	0	0	0	0	0	0	0	0	0	0	0	0	0	0	0	0	0	0	0	0	0
		North Las Vegas Justice Court	New Filings (cases)	2,844	45	21	9	0	1	0	0	1,828	681	42	529	126	114	1	0	0	69	136	0	351	
			Reopened (cases)	33	0	0	0	0	0	0	0	5	0	0	1	0	0	0	0	0	1	0	1	16	
			Grand Total Dispositions	2,878	31	71	14	1	0	0	0	2,033	769	86	534	38	109	1	0	89	821 ^c	0	352		
			Total Non-Trial Dispositions	2,874	31	71	14	1	0	0	0	2,033	769	86	534	38	109	1	0	89	793	0	352		
	Searchlight Justice Court	New Filings (cases)	4	0	0	0	0	0	0	0	6	0	0	0	0	0	0	0	0	0	2	3	3		
		Reopened (cases)	0	0	0	0	0	0	0	0	0	0	0	0	0	0	0	0	0	0	0	0	0		
		Grand Total Dispositions	3	0	0	0	0	0	0	0	4	0	0	0	0	0	0	0	0	2	1	3			
		Total Non-Trial Dispositions	3	0	0	0	0	0	0	0	2	0	0	0	0	0	0	0	0	2	1	3			
		Total Trial Dispositions	0	0	0	0	0	0	0	0	2	0	0	0	0	0	0	0	0	0	0	0	0		
	9th Judicial District	Douglas County	East Fork Justice Court	New Filings (cases)	38	2	0	1	0	1	0	171	0	210	9	7	5	0	0	14	80	109	81		
Reopened (cases)				0	0	0	0	0	0	0	0	0	1	0	0	0	0	0	0	0	0	0	0		
Grand Total Dispositions ^c				37	3	0	1	0	1	0	1	215	0	429	14	10	8	0	0	9	64	105	70		
Total Non-Trial Dispositions			33	3	0	1	0	1	0	1	215	0	426	14	10	8	0	0	9	55	105	70			
Total Trial Dispositions			4	0	0	0	0	0	0	0	0	0	3	0	0	0	0	0	0	9	0	0	0		
Tahoe Justice Court		New Filings (cases)	5	0	0	0	0	0	0	0	9	0	7	2	0	1	0	0	40	23	16	16			
		Reopened (cases)	0	1	0	0	0	0	0	0	0	0	0	0	0	0	0	0	1	0	0	0			
		Grand Total Dispositions	6	4	0	0	0	0	0	0	5	0	5	1	2	3	0	0	43	17	16	14			
		Total Non-Trial Dispositions	5	4	0	0	0	0	0	0	5	0	5	1	2	3	0	0	42	7	16	14			
Total Trial Dispositions	1	0	0	0	0	0	0	0	0	0	0	0	0	0	0	0	1	10	0	0					
10th Judicial District	Churchill County	New River Justice Court	New Filings (cases)	108	2	0	0	0	0	0	91	0	47	15	10	9	0	0	83	68	126	111			
			Reopened (cases)	1	0	0	0	0	0	0	0	0	0	1	0	0	0	0	4	0	0	1			
			Grand Total Dispositions	114	3	0	0	0	0	0	0	98	0	94	16	10	9	0	0	132	85	122	109		
			Total Non-Trial Dispositions	114	3	0	0	0	0	0	0	98	0	93	16	10	9	0	0	131	75	122	109		
			Total Trial Dispositions	0	0	0	0	0	0	0	0	0	0	1	0	0	0	0	0	1	10	0	0		
11th Judicial District	Lander County	Argenta Justice Court	New Filings (cases)	11	2	0	0	0	0	0	29	0	20	0	1	2	0	0	3	7	18	20			
			Reopened (cases)	0	0	0	0	0	0	0	0	1	0	0	0	0	0	0	0	0	2	1			
			Grand Total Dispositions ^c	10	2	0	0	0	0	0	0	28	0	23	1	1	0	0	0	45	37	19	20		
			Total Non-Trial Dispositions	10	2	0	0	0	0	0	0	28	0	23	1	1	0	0	0	45	37	19	20		
		Total Trial Dispositions	0	0	0	0	0	0	0	0	0	0	0	0	0	0	0	0	0	0	0	0			
		Austin Justice Court	New Filings (cases)	0	0	1	0	0	0	0	0	1	0	0	0	0	0	0	0	0	0	1	0		
	Grand Total Dispositions		0	0	1	0	0	0	0	0	0	0	0	0	0	0	0	0	0	0	1	0			
	Mineral County	Hawthorne Justice Court	New Filings (cases)	16	1	0	0	0	0	0	7	0	10	3	0	0	0	0	0	9	20	19			
			Reopened (cases)	0	0	0	0	0	0	0	0	1	0	0	0	0	0	0	0	0	5	5			
			Grand Total Dispositions	9	0	0	0	0	0	0	0	2	0	0	0	0	0	0	0	0	22	15			
			Total Non-Trial Dispositions	9	0	0	0	0	0	0	0	2	0	0	0	0	0	0	0	0	22	15			
		Total Trial Dispositions	0	0	0	0	0	0	0	0	0	0	0	0	0	0	0	0	0	0	0	0			
Lake Justice Court		New Filings (cases)	43	2	0	0	0	0	0	0	13	0	25	1	2	0	0	0	10	26	23	14			
	Grand Total Dispositions	38	2	0	0	0	0	0	0	10	0	20	0	2	0	0	0	3	8	15	12				
Total Non-Trial Dispositions	38	2	0	0	0	0	0	0	10	0	20	0	2	0	0	0	3	8	15	12					
Total Trial Dispositions	0	0	0	0	0	0	0	0	0	0	0	0	0	0	0	0	0	0	0	0					

^c Includes administrative case closures.

Source: Uniform System for Judicial Records, Nevada AOC, Research and Statistics Unit.

Table B7-1. Criminal Caseload Processed by Municipal Courts in Nevada, Fiscal Year 2020.

Municipal Court, Criminal Caseload, Aggregate (1 of 2)			Misdemeanor (Non-Traffic), Total	Traffic and Parking Totals	
Totals^a	Nevada Municipal Courts	New Filings (cases)	42,352	112,809	
		Reopened (cases)	3,548	5,246	
		Charges	53,390	150,892	
		Grand Total Dispositions	41,741	110,521	
		Total Non-Trial Dispositions	41,523	110,257	
		Total Trial Dispositions	218	264	
2nd Judicial District	Washoe County	Reno Municipal Court	New Filings (cases)	5,807	11,121
		Reopened (cases)	734	402	
		Charges	6,571	15,255	
		Grand Total Dispositions	5,941	9,924	
		Total Non-Trial Dispositions	5,917	9,899	
	Total Trial Dispositions	24	25		
	Sparks Municipal Court	New Filings (cases)	1,948	3,455	
		Reopened (cases) ^b	14	3	
		Charges	2,321	5,267	
		Grand Total Dispositions	2,135	3,814	
Total Non-Trial Dispositions		2,132	3,811		
Total Trial Dispositions	3	3			
3rd Judicial District	Lyon County	Fernley Municipal Court	New Filings (cases)	351	2,676
		Reopened (cases)	0	1	
		Charges	413	3,536	
		Grand Total Dispositions	249	2,656	
		Total Non-Trial Dispositions	247	2,653	
	Total Trial Dispositions	2	3		
	Yerington Municipal Court	New Filings (cases)	100	69	
		Reopened (cases)	0	0	
		Charges	123	110	
		Grand Total Dispositions	85	55	
Total Non-Trial Dispositions		83	55		
Total Trial Dispositions	2	0			
4th Judicial District	Elko County	Carlin Municipal Court	New Filings (cases)	87	271
			Reopened (cases)	0	0
			Charges	130	272
			Grand Total Dispositions	87	254
			Total Non-Trial Dispositions	79	251
		Total Trial Dispositions	8	3	
		Elko Municipal Court	New Filings (cases)	290	271
			Reopened (cases)	91	8
			Charges	434	327
			Grand Total Dispositions	285	270
	Total Non-Trial Dispositions		278	267	
	Total Trial Dispositions	7	3		
	Wells Municipal Court	New Filings (cases)	11	36	
		Reopened (cases)	0	0	
		Charges	11	36	
		Grand Total Dispositions	8	35	
		Total Non-Trial Dispositions	8	35	
Total Trial Dispositions		0	0		
West Wendover Municipal Court		New Filings (cases)	117	418	
	Reopened (cases)	1	0		
	Charges	143	468		
	Grand Total Dispositions	92	448		
	Total Non-Trial Dispositions	92	445		
Total Trial Dispositions	0	3			

^a Totals reflect aggregate information from the Nevada Municipal Courts. Information contained herein may reflect non-standard reporting and is noted by subsequent footnotes. Case types determined by the USJR charge hierarchy defined in the Nevada Courts Statistical Reporting Dictionary.

^b Reopened (cases) under-reported.

Source: Uniform System for Judicial Records, Nevada AOC, Research and Statistics Unit.

Table B7-1. Criminal Caseload Processed by Municipal Courts in Nevada, Fiscal Year 2020.

Municipal Court, Criminal Caseload, Aggregate (2 of 2)			Misdemeanor (Non-Traffic), Total	Traffic and Parking Totals		
7th Judicial District	Lincoln County	Caliente Municipal Court	New Filings (cases)	0	0	
			Reopened (cases)	0	0	
			Charges	0	0	
			Grand Total Dispositions	0	0	
			Total Non-Trial Dispositions	0	0	
			Total Trial Dispositions	0	0	
	White Pine County	Ely Municipal Court	New Filings (cases)	114	231	
			Reopened (cases)	0	0	
			Charges	134	314	
			Grand Total Dispositions	209 ^c	227	
		Total Non-Trial Dispositions	207	227		
		Total Trial Dispositions	2	0		
8th Judicial District	Clark County	Boulder Municipal Court	New Filings (cases)	458	2,783	
			Reopened (cases)	4	11	
			Charges	655	3,560	
			Grand Total Dispositions	354	2,454	
			Total Non-Trial Dispositions	350	2,451	
				Total Trial Dispositions	4	3
			Henderson Municipal Court	New Filings (cases)	5,516	17,491
			Reopened (cases)	2,659	4,760	
			Charges	7,321	22,322	
			Grand Total Dispositions	7,244	19,942	
		Total Non-Trial Dispositions	7,205	19,894		
			Total Trial Dispositions	39	48	
		Las Vegas Municipal Court	New Filings (cases)	22,167	55,363	
		Reopened (cases)	44	61		
		Charges	28,609	71,177		
		Grand Total Dispositions	19,481	49,521		
		Total Non-Trial Dispositions	19,382	49,403		
			Total Trial Dispositions	99	118	
		Mesquite Municipal Court	New Filings (cases)	545	1,154	
		Reopened (cases)	0	0		
	Charges	680	1,507			
	Grand Total Dispositions	461	1,138			
	Total Non-Trial Dispositions	460	1,134			
		Total Trial Dispositions	1	4		
	North Las Vegas Municipal Court	New Filings (cases)	4,504	17,057		
	Reopened (cases)	0	0			
	Charges	5,479	26,145			
	Grand Total Dispositions	4,836	19,356			
	Total Non-Trial Dispositions	4,810	19,305			
		Total Trial Dispositions	26	51		
10th Judicial District	Churchill County	Fallon Municipal Court	New Filings (cases)	337	413	
			Reopened (cases)	1	0	
			Charges	366	596	
			Grand Total Dispositions	274	427	
			Total Non-Trial Dispositions	273	427	
		Total Trial Dispositions	1	0		

^c Includes administrative case closures.

Source: Uniform System for Judicial Records, Nevada AOC, Research and Statistics Unit.

Table B7-2. Criminal Caseload Processed by Municipal Courts in Nevada, Fiscal Year 2020.

Municipal Court, Criminal Caseload, Misdemeanor (1 of 3)			Crimes Against Persons, Misdemeanor	Domestic Violence, Misdemeanor	Older/Vulnerable Persons Abuse, Misdemeanor	Protection Order Violation, Misdemeanor	Crimes Against Property, Misdemeanor	Drugs, Misdemeanor	Weapons, Misdemeanor	Public Order, Misdemeanor	Motor Vehicle - DUI, Misdemeanor	Motor Vehicle - Reckless, Misdemeanor	Other, Misdemeanor	Traffic, Misdemeanor	Parking	
Totals^a	Nevada Municipal Courts	New Filings (cases)	3,970	6,412	15	462	5,466	3,785	181	4,081	4,287	902	12,791	111,366	1,443	
		Reopened (cases)	216	698	0	43	627	533	1	182	568	32	648	5,196	50	
		Charges	5,019	6,816	17	559	6,129	4,988	325	5,387	6,713	1,327	16,110	149,122	1,770	
		Grand Total Dispositions	3,719	7,333	15	434	6,019	4,382	149	4,229	3,888	593	10,980	109,055	1,466	
		Total Non-Trial Dispositions	3,687	7,292	15	433	6,000	4,370	149	4,208	3,856	582	10,931	108,793	1,464	
		Total Trial Dispositions	32	41	0	1	19	12	0	21	32	11	49	262	2	
2nd Judicial District	Washoe County	Reno Municipal Court	New Filings (cases)	536	358	14	22	1,849	304	12	997	773	141	801	11,096	25
			Reopened (cases)	65	96	0	4	159	43	0	123	193	7	44	402	0
			Charges	570	410	16	34	2,019	344	13	1,098	795	210	1,062	15,196	59
			Grand Total Dispositions	484	384	13	28	1,923	323	11	1,147	765	118	745	9,903	21
			Total Non-Trial Dispositions	480	383	13	28	1,915	322	11	1,145	759	118	743	9,878	21
			Total Trial Dispositions	4	1	0	0	8	1	0	2	6	0	2	25	0
		Sparks Municipal Court	New Filings (cases)	132	326	0	40	623	170	5	134	259	17	242	3,258	197
		Reopened (cases)^b	3	1	0	0	5	1	0	0	2	1	1	3 ^b	0 ^b	
		Charges	140	339	0	62	686	226	5	180	280	28	375	4,911	356	
		Grand Total Dispositions	150	344	0	33	684	217	3	134	302	24	244	3,646	168	
	Total Non-Trial Dispositions	150	343	0	33	682	217	3	134	302	24	244	3,643	168		
	Total Trial Dispositions	0	1	0	0	2	0	0	0	0	0	0	3	0		
3rd Judicial District	Lyon County	Fernley Municipal Court	New Filings (cases)	66	13	0	1	111	26	7	20	54	5	48	2,649	27
			Reopened (cases)	0	0	0	0	0	0	0	0	0	0	0	1	0
			Charges	72	13	0	1	128	31	8	21	57	8	74	3,504	32
			Grand Total Dispositions	32	32	0	0	88	8	3	8	35	4	39	2,629	27
			Total Non-Trial Dispositions	32	32	0	0	87	8	3	8	34	4	39	2,626	27
			Total Trial Dispositions	0	0	0	0	1	0	0	0	1	0	0	3	0
		Yerington Municipal Court	New Filings (cases)	0	14	0	1	0	4	0	14	8	0	59	69	0
		Reopened (cases)	0	0	0	0	0	0	0	0	0	0	0	0	0	0
		Charges	0	15	0	1	0	6	0	22	16	0	63	110	0	
		Grand Total Dispositions	0	11	0	0	0	3	0	10	7	0	54	55	0	
	Total Non-Trial Dispositions	0	11	0	0	0	3	0	10	7	0	52	55	0		
	Total Trial Dispositions	0	0	0	0	0	0	0	0	0	0	2	0	0		

^a Totals reflect aggregate information from the Nevada Municipal Courts. Information contained herein may reflect non-standard reporting and is noted by subsequent footnotes. Case types determined by the USJR charge hierarchy defined in the Nevada Courts Statistical Reporting Dictionary.

^b Reopened (cases) under-reported.

Source: Uniform System for Judicial Records, Nevada AOC, Research and Statistics Unit.

Table B7-2. Criminal Caseload Processed by Municipal Courts in Nevada, Fiscal Year 2020.

		Municipal Court, Criminal Caseload, Misdemeanor (2 of 3)		Crimes Against Persons, Misdemeanor	Domestic Violence, Misdemeanor	Older/Vulnerable Persons Abuse, Misdemeanor	Protection Order Violation, Misdemeanor	Crimes Against Property, Misdemeanor	Drugs, Misdemeanor	Weapons, Misdemeanor	Public Order, Misdemeanor	Motor Vehicle - DUI, Misdemeanor	Motor Vehicle - Reckless, Misdemeanor	Other, Misdemeanor	Traffic, Misdemeanor	Parking		
4th Judicial District	Elko County	Carlin Municipal Court	New Filings (cases)	1	0	0	0	0	1	0	53	0	0	32	265	6		
			Reopened (cases)	0	0	0	0	0	0	0	0	0	0	0	0	0	0	
		Charges	1	0	0	0	0	0	1	0	0	83	0	0	45	266	6	
		Grand Total Dispositions	0	0	0	0	0	0	0	0	0	55	0	0	32	249	5	
		Total Non-Trial Dispositions	0	0	0	0	0	0	0	0	0	49	0	0	30	246	5	
		Total Trial Dispositions	0	0	0	0	0	0	0	0	0	6	0	0	2	3	0	
		Elko Municipal Court	New Filings (cases)	0	0	0	0	103	0	0	0	0	39	4	101	43	265	6
			Reopened (cases)	6	0	0	0	24	0	0	0	0	21	0	16	24	8	0
	Charges	0	0	0	0	105	0	0	0	0	48	13	219	49	321	6		
	Grand Total Dispositions	3	0	0	0	75	0	1	61	3	82	60	260	7	263	7		
	Total Non-Trial Dispositions	3	0	0	0	75	0	1	61	3	77	58	260	7	260	7		
	Total Trial Dispositions	0	0	0	0	0	0	0	0	0	0	5	2	3	0			
	Wells Municipal Court	New Filings (cases)	0	0	0	0	3	0	0	0	0	5	0	0	3	35	1	
		Reopened (cases)	0	0	0	0	0	0	0	0	0	0	0	0	0	0	0	
	Charges	0	0	0	0	3	0	0	5	0	0	0	0	3	35	1		
	Grand Total Dispositions	1	0	0	0	2	0	0	3	0	0	2	0	0	34	1		
Total Non-Trial Dispositions	1	0	0	0	2	0	0	3	0	0	2	0	0	34	1			
Total Trial Dispositions	0	0	0	0	0	0	0	0	0	0	0	0	0	0	0			
West Wendover Municipal Court	New Filings (cases)	12	0	0	0	34	0	0	0	0	9	28	2	32	417	1		
	Reopened (cases)	0	0	0	0	0	0	0	0	0	1	0	0	0	0	0		
Charges	13	0	0	0	0	35	0	0	0	18	29	3	45	467	1			
Grand Total Dispositions	4	0	0	0	35	0	0	6	23	1	23	447	1	447	1			
Total Non-Trial Dispositions	4	0	0	0	35	0	0	6	23	1	23	444	1	444	1			
Total Trial Dispositions	0	0	0	0	0	0	0	0	0	0	0	0	0	3	0			
7th Judicial District	Lincoln County	Caliente Municipal Court	New Filings (cases)	0	0	0	0	0	0	0	0	0	0	0	0	0	0	
			Reopened (cases)	0	0	0	0	0	0	0	0	0	0	0	0	0	0	
		Charges	0	0	0	0	0	0	0	0	0	0	0	0	0	0	0	
		Grand Total Dispositions	0	0	0	0	0	0	0	0	0	0	0	0	0	0	0	
	Total Non-Trial Dispositions	0	0	0	0	0	0	0	0	0	0	0	0	0	0	0		
	Total Trial Dispositions	0	0	0	0	0	0	0	0	0	0	0	0	0	0	0		
	White Pine County	Ely Municipal Court	New Filings (cases)	7	0	0	0	17	4	1	51	23	2	9	222	9		
			Reopened (cases)	0	0	0	0	0	0	0	0	0	0	0	0	0	0	
Charges		8	0	0	0	17	8	1	65	23	2	10	305	9				
Grand Total Dispositions ^c		29	5	0	0	24	11	0	87	43	3	7	219	8				
Total Non-Trial Dispositions	28	5	0	0	24	11	0	86	43	3	7	219	8					
Total Trial Dispositions	1	0	0	0	0	0	0	1	0	0	0	0	0	0				

^c Includes administrative case closures.

Source: Uniform System for Judicial Records, Nevada AOC, Research and Statistics Unit.

Table B7-2. Criminal Caseload Processed by Municipal Courts in Nevada, Fiscal Year 2020.

		Municipal Court, Criminal Caseload, Misdemeanor (3 of 3)												Traffic, Misdemeanor	Parking	
		Crimes Against Persons, Misdemeanor	Domestic Violence, Misdemeanor	Older/Vulnerable Persons Abuse, Misdemeanor	Protection Order Violation, Misdemeanor	Crimes Against Property, Misdemeanor	Drugs, Misdemeanor	Weapons, Misdemeanor	Public Order, Misdemeanor	Motor Vehicle - DUI, Misdemeanor	Motor Vehicle - Reckless, Misdemeanor	Other, Misdemeanor				
8th Judicial District	Clark County	Boulder Municipal Court	New Filings (cases)	58	12	0	11	67	33	4	34	49	81	109	2,720	63
			Reopened (cases)	0	3	0	0	0	0	0	0	1	0	0	11	0
			Charges	63	36	0	12	83	66	5	64	56	89	181	3,481	79
			Grand Total Dispositions	43	25	0	6	50	27	2	23	47	39	92	2,404	50
			Total Non-Trial Dispositions	42	24	0	6	49	27	2	23	47	39	91	2,401	50
			Total Trial Dispositions	1	1	0	0	1	0	0	0	0	0	1	3	0
		Henderson Municipal Court	New Filings (cases)	365	1,052	1	105	777	846	15	137	424	17	1,777	16,908	583
			Reopened (cases)	137	585	0	38	435	482	1	35	364	8	574	4,751	9
			Charges	404	1,109	1	131	884	1,111	18	164	509	24	2,966	21,692	630
			Grand Total Dispositions	473	1,389	2	121	1,097	1,204	21	147	688	26	2,076	19,310	632
			Total Non-Trial Dispositions	463	1,376	2	121	1,095	1,203	21	146	684	26	2,068	19,262	632
			Total Trial Dispositions	10	13	0	0	2	1	0	1	4	0	8	48	0
		Las Vegas Municipal Court	New Filings (cases)	2,325	3,729	0	227	1,279	1,939	93	2,515	2,160	281	7,619	54,997	366
			Reopened (cases)	5	13	0	1	3	7	0	2	8	0	5	20	41
			Charges	3,241	3,934	0	248	1,442	2,672	226	3,505	4,405	474	8,462	70,807	370
			Grand Total Dispositions	2,149	4,209	0	174	1,336	2,010	59	2,467	1,483	144	5,450	49,173	348
			Total Non-Trial Dispositions	2,135	4,189	0	174	1,332	2,003	59	2,456	1,464	140	5,430	49,057	346
			Total Trial Dispositions	14	20	0	0	4	7	0	11	19	4	20	116	2
		Mesquite Municipal Court	New Filings (cases)	37	62	0	9	194	75	2	56	69	4	37	1,134	20
			Reopened (cases)	0	0	0	0	0	0	0	0	0	0	0	0	0
			Charges	42	65	0	12	243	98	2	93	74	5	46	1,486	21
			Grand Total Dispositions	32	48	0	7	157	65	3	64	49	3	33	1,118	20
			Total Non-Trial Dispositions	32	48	0	7	157	64	3	64	49	3	33	1,114	20
			Total Trial Dispositions	0	0	0	0	0	1	0	0	0	0	0	4	0
North Las Vegas Municipal Court	New Filings (cases)	397	824	0	41	342	377	42	1	404	249	1,827	16,919	138		
	Reopened (cases)	0	0	0	0	0	0	0	0	0	0	0	0	0		
	Charges	428	873	0	51	403	417	47	1	423	263	2,573	25,946	199		
	Grand Total Dispositions	296	873	0	63	492	507	46	0	407	148	2,004	19,179	177		
	Total Non-Trial Dispositions	294	869	0	62	491	505	46	0	405	146	1,992	19,128	177		
	Total Trial Dispositions	2	4	0	1	1	2	0	0	2	2	12	51	0		
10th Judicial District	Churchill County	Fallon Municipal Court	New Filings (cases)	34	22	0	5	67	6	0	16	32	2	153	412	1
			Reopened (cases)	0	0	0	0	1	0	0	0	0	0	0	0	0
			Charges	37	22	0	7	81	8	0	20	33	2	156	595	1
			Grand Total Dispositions	23	13	0	2	56	7	0	17	36	1	119	426	1
			Total Non-Trial Dispositions	23	12	0	2	56	7	0	17	36	1	119	426	1
			Total Trial Dispositions	0	1	0	0	0	0	0	0	0	0	0	0	0

Source: Uniform System for Judicial Records, Nevada AOC, Research and Statistics Unit.

Table B8. Civil Caseload Processed by Municipal Courts in Nevada, Fiscal Year 2020.

Municipal Court, Civil Caseload, Aggregate (1 of 2)			Real Property	Tort	Contract	Contested Liens	Petitions to Seal Records	Other Civil Matters	Totals	
Totals^a	Nevada Municipal Courts	New Filings (cases)	0	0	0	0	176	633	809	
		Reopened (cases)	0	0	0	0	0	151	151	
		Grand Total Dispositions	0	0	0	0	194	735	929	
		Total Non-Trial Dispositions	0	0	0	0	194	734	928	
		Total Trial Dispositions	0	0	0	0	0	1	1	
2nd Judicial District	Washoe County	Reno Municipal Court	New Filings (cases)	0	0	0	0	105	105	
			Reopened (cases)	0	0	0	0	0	0	
			Grand Total Dispositions	0	0	0	0	97	97	
			Total Non-Trial Dispositions	0	0	0	0	96	96	
			Total Trial Dispositions	0	0	0	0	1	1	
		Sparks Municipal Court	New Filings (cases)	0	0	0	0	25	25	
		Reopened (cases)	0	0	0	0	0	0		
		Grand Total Dispositions	0	0	0	0	18	18		
		Total Non-Trial Dispositions	0	0	0	0	18	18		
		Total Trial Dispositions	0	0	0	0	0	0		
3rd Judicial District	Lyon County	Fernley Municipal Court	New Filings (cases)	0	0	0	0	1	1	
			Reopened (cases)	0	0	0	0	0	0	
			Grand Total Dispositions	0	0	0	0	0	0	
			Total Non-Trial Dispositions	0	0	0	0	0	0	
			Total Trial Dispositions	0	0	0	0	0	0	
		Yerington Municipal Court	New Filings (cases)	0	0	0	0	0	0	
		Reopened (cases)	0	0	0	0	0	0		
		Grand Total Dispositions	0	0	0	0	0	0		
		Total Non-Trial Dispositions	0	0	0	0	0	0		
		Total Trial Dispositions	0	0	0	0	0	0		
4th Judicial District	Elko County	Carlin Municipal Court	New Filings (cases)	0	0	0	0	0	0	
			Reopened (cases)	0	0	0	0	0	0	
			Grand Total Dispositions	0	0	0	0	0	0	
			Total Non-Trial Dispositions	0	0	0	0	0	0	
			Total Trial Dispositions	0	0	0	0	0	0	
			Elko Municipal Court	New Filings (cases)	0	0	0	0	0	0
			Reopened (cases)	0	0	0	0	0	0	
			Grand Total Dispositions	0	0	0	0	0	0	
			Total Non-Trial Dispositions	0	0	0	0	0	0	
			Total Trial Dispositions	0	0	0	0	0	0	
		Wells Municipal Court	New Filings (cases)	0	0	0	0	0	0	
		Reopened (cases)	0	0	0	0	0	0		
		Grand Total Dispositions	0	0	0	0	0	0		
		Total Non-Trial Dispositions	0	0	0	0	0	0		
		Total Trial Dispositions	0	0	0	0	0	0		
		West Wendover Municipal Court	New Filings (cases)	0	0	0	0	0	0	
		Reopened (cases)	0	0	0	0	0	0		
		Grand Total Dispositions	0	0	0	0	0	0		
		Total Non-Trial Dispositions	0	0	0	0	0	0		
		Total Trial Dispositions	0	0	0	0	0	0		

^a Totals reflect aggregate information from the Nevada Municipal Courts. Information contained herein may reflect non-standard reporting and is noted by subsequent footnotes. Petitions to Seal Records are USJR Phase III-specific measures and reported in Other Civil Matters in the USJR Phase II statistics found in the Nevada Courts Statistical Reporting Dictionary.

Source: Uniform System for Judicial Records, Nevada AOC, Research and Statistics Unit.

Table B8. Civil Caseload Processed by Municipal Courts in Nevada, Fiscal Year 2020.

Municipal Court, Civil Caseload, Aggregate (2 of 2)			Real Property	Tort	Contract	Contested Liens	Petitions to Seal Records	Other Civil Matters	Totals	
7th Judicial District	Lincoln County	Caliente Municipal Court	New Filings (cases)	0	0	0	0	0	0	
		Reopened (cases)	0	0	0	0	0	0	0	
		Grand Total Dispositions	0	0	0	0	0	0	0	
		Total Non-Trial Dispositions	0	0	0	0	0	0	0	
		Total Trial Dispositions	0	0	0	0	0	0	0	
	White Pine County	Ely Municipal Court	New Filings (cases)	0	0	0	0	0	0	0
Reopened (cases)		0	0	0	0	0	0	0	0	
Grand Total Dispositions		0	0	0	0	0	0	0	0	
	Total Non-Trial Dispositions	0	0	0	0	0	0	0	0	
	Total Trial Dispositions	0	0	0	0	0	0	0	0	
8th Judicial District	Clark County	Boulder Municipal Court	New Filings (cases)	0	0	0	0	0	4	4
			Reopened (cases)	0	0	0	0	0	0	0
			Grand Total Dispositions	0	0	0	0	0	2	2
			Total Non-Trial Dispositions	0	0	0	0	0	2	2
			Total Trial Dispositions	0	0	0	0	0	0	0
		Henderson Municipal Court	New Filings (cases)	0	0	0	0	95	7	102
			Reopened (cases)	0	0	0	0	0	0	0
			Grand Total Dispositions	0	0	0	0	114	12	126
			Total Non-Trial Dispositions	0	0	0	0	114	12	126
			Total Trial Dispositions	0	0	0	0	0	0	0
		Las Vegas Municipal Court	New Filings (cases)	0	0	0	0	0	485	485
			Reopened (cases)	0	0	0	0	0	151	151
	Grand Total Dispositions		0	0	0	0	0	600	600	
		Total Non-Trial Dispositions	0	0	0	0	0	600	600	
		Total Trial Dispositions	0	0	0	0	0	0	0	
	Mesquite Municipal Court	New Filings (cases)	0	0	0	0	0	5	5	
		Reopened (cases)	0	0	0	0	0	0	0	
		Grand Total Dispositions	0	0	0	0	0	6	6	
	Total Non-Trial Dispositions	0	0	0	0	0	6	6		
	Total Trial Dispositions	0	0	0	0	0	0	0		
North Las Vegas Municipal Court	New Filings (cases)	0	0	0	0	81	0	81		
	Reopened (cases)	0	0	0	0	0	0	0		
	Grand Total Dispositions	0	0	0	0	80	0	80		
	Total Non-Trial Dispositions	0	0	0	0	80	0	80		
	Total Trial Dispositions	0	0	0	0	0	0	0		
10th Judicial District	Churchill County	Fallon Municipal Court	New Filings (cases)	0	0	0	0	1	1	
			Reopened (cases)	0	0	0	0	0	0	
			Grand Total Dispositions	0	0	0	0	0	0	0
			Total Non-Trial Dispositions	0	0	0	0	0	0	0
	Total Trial Dispositions	0	0	0	0	0	0	0		

Source: Uniform System for Judicial Records, Nevada AOC, Research and Statistics Unit.

Table B9. Juvenile Traffic Caseload Processed by Courts in Nevada, Fiscal Year 2020.

Juvenile Traffic			New Filings (cases)	Reopened	Charges	Grand Total Dispositions	Total Non-Trial Dispositions	Total Bench Trial Dispositions
Totals ^a	Nevada Trial Courts		4,490	31	6,060	4,154	4,134	20
	District Court Total		2,088	10	2,815	1,753	1,733	20
	Justice Court Total		2,050	0	2,788	1,983	1,983	0
	Municipal Court Total		352	21	457	418	418	0
1st Judicial District	Carson City	Carson City District Court	222	4	300	137	137	0
	Storey County	Storey County District Court	7	0	13	2	2	0
2nd Judicial District	Washoe County	Washoe County District Court	1,075	0 ^b	1,486	892	877	15
3rd Judicial District	Lyon County	Lyon County District Court	172	0	260	185	185	0
4th Judicial District	Elko County	Elko County District Court	223	0	259	201	201	0
5th Judicial District	Esmeralda County	Esmeralda County District Court ⁱ	0	0	0	0	0	0
	Nye County	Nye County District Court	48	3	66	49	49	0
6th Judicial District	Humboldt County	Humboldt County District Court	88	0	111	70	65	5
7th Judicial District	Eureka County	Eureka County District Court ^c	-	-	-	-	-	-
		Eureka Justice Court	1	0	1	1	1	0
	Lincoln County	Lincoln County District Court ^c	-	-	-	-	-	-
		Meadow Valley Justice Court	9	0	10	5	5	0
		Pahranagat Valley Justice Court	6	0	7	3	3	0
	White Pine County	White Pine County District Court ^c	-	-	-	-	-	-
Ely Justice Court		34	0	41	30	30	0	
8th Judicial District	Clark County	Clark County District Court ^c	-	-	-	-	-	-
		Boulder Justice Court	4	0	4	1	1	0
		Bunkerville Justice Court	7	0	10	6	6	0
		Goodsprings Justice Court	23	0	31	35	35	0
		Henderson Justice Court	50	0	60	52	52	0
		Las Vegas Justice Court	1,817	0 ^b	2,498	1,750	1,750	0
		Laughlin Justice Court	25	0	34	23	23	0
		Moapa Justice Court	14	0	17	16	16	0
		Moapa Valley Justice Court	31	0	36	36	36	0
		North Las Vegas Justice Court	14	0	19	9	9	0
		Searchlight Justice Court	15	0	20	16	16	0
		Boulder Municipal Court	24	0	32	15	15	0
		Henderson Municipal Court	301	21	390	376	376	0
Mesquite Municipal Court	27	0	35	27	27	0		
9th Judicial District	Douglas County	Douglas County District Court	113	3	138	92	92	0
10th Judicial District	Churchill County	Churchill County District Court	81	0	110	74	74	0
11th Judicial District	Lander County	Lander County District Court	24	0	28	21	21	0
	Mineral County	Mineral County District Court	20	0	23	13	13	0
	Pershing County	Pershing County District Court	15	0	21	17	17	0

^a Totals reflect aggregate information from the Nevada Trial Courts. Information contained herein may reflect non-standard reporting and is noted by subsequent footnotes.

^b Reopen counts not reported or under-reported.

^c Juvenile traffic violations handled and reported by Justice Courts.

ⁱ Incomplete.

Source: Uniform System for Judicial Records, Nevada AOC, Research and Statistics Unit.

Table C1. Summary of Specialty Court Program Distributions with General Fund Appropriation, Fiscal Year 2020.

Jurisdiction	Court Type	Fiscal Year 2020 Expended	Fiscal Year 2020 Returned ^a	Fiscal Year 2020 Approved
Western Region				
Western Region	Felony DUI	\$18,700.00	\$0.00	\$18,700.00
	Medication-Assisted Treatment	\$58,450.00	\$0.00	\$58,450.00
	Mental Health	\$31,450.00	\$0.00	\$31,450.00
Carson City Justice	Misdemeanor Treatment	\$23,665.00	\$0.00	\$23,665.00
East Fork Justice	Alcohol and Drug	\$12,073.00	\$0.00	\$12,073.00
	Western Region Total	\$144,338.00	\$0.00	\$144,338.00
Washoe Region				
Second Judicial District	Medication-Assisted Treatment	\$160,345.00	\$0.00	\$160,345.00
	Youth Offender Diversion	\$50,991.00	\$0.00	\$50,991.00
	Prison Re-entry Court	\$50,000.00	\$0.00	\$50,000.00
Reno Justice	DUI Court	\$17,762.44	\$2,487.56	\$20,250.00
	Community Court	\$99,764.00	\$0.00	\$99,764.00
Sparks Justice	Alcohol and Drug	\$26,574.90	\$4,975.10	\$31,550.00
Reno Municipal	High Intensity Supervision	\$30,000.00	\$0.00	\$30,000.00
Sparks Municipal	Alcohol and Drug	\$51,205.08	\$15,894.92	\$67,100.00
	Washoe Region Total	\$486,642.42	\$23,357.58	\$510,000.00
Eastern Region				
Fourth Judicial District	Adult Drug	\$15,000.00	\$0.00	\$15,000.00
	Family Preservation	\$32,666.00	\$0.00	\$32,666.00
	Juvenile Drug	\$15,000.00	\$0.00	\$15,000.00
Seventh Judicial District	Adult Drug	\$32,331.00	\$0.00	\$32,331.00
	Eastern Region Total	\$94,997.00	\$0.00	\$94,997.00
Fifth Judicial Region				
Nye County–Tonopah	Adult Drug	\$23,665.00	\$0.00	\$23,665.00
	Fifth Judicial Region Total	\$23,665.00	\$0.00	\$23,665.00
Central Region				
Humboldt County (6th JD)	Adult Drug	\$71,000.00	\$0.00	\$71,000.00
	Family Drug	\$44,144.01	\$855.99	\$45,000.00
	Mental Health	\$65,692.73	\$307.27	\$66,000.00
	Juvenile Drug	\$5,000.00	\$0.00	\$5,000.00
	Central Region Total	\$185,836.74	\$1,163.26	\$187,000.00
Clark Region				
Eighth Judicial District	Adult Drug (4 Tracks)	\$607,916.91	\$44,521.09	\$652,438.00
	Mental Health	\$845,479.81	\$4,058.19	\$849,538.00
	Veterans Treatment	\$48,247.34	\$930.66	\$49,178.00
Las Vegas Justice	Adult Drug	\$150,000.00	\$0.00	\$150,000.00
	Veterans Treatment	\$50,000.00	\$0.00	\$50,000.00
Laughlin Justice	Adult Drug	\$62,260.40	\$9,827.60	\$72,088.00
North Las Vegas Justice	Community Court	\$13,403.98	\$26,159.02	\$39,563.00
Boulder City Municipal	Habitual Offender	\$30,000.00	\$0.00	\$30,000.00
Henderson Municipal	Veterans Treatment	\$50,675.00	\$0.00	\$50,675.00
Las Vegas Municipal	Drug Court	\$15,000.00	\$0.00	\$15,000.00
	Veterans Treatment	\$15,000.00	\$0.00	\$15,000.00
	HOPE Court	\$15,000.00	\$0.00	\$15,000.00
	Women in Need	\$15,000.00	\$0.00	\$15,000.00
	Mental Health	\$15,000.00	\$0.00	\$15,000.00
Mesquite Municipal	Habitual Offender	\$21,520.00	\$0.00	\$21,520.00
	Clark Region Total	\$1,954,503.44	\$85,496.56	\$2,040,000.00
Grand Total Specialty Court GF Distributions		\$2,889,982.60	\$110,017.40	\$3,000,000.00

^a Pursuant to Assembly Bill 3 of the 31st Legislative Special Session, the Specialty Court Program was allowed to balance forward all unused funding from fiscal year 2020 to 2021.

Source: Nevada Administrative Office of the Courts, Specialty Courts Program.

Table C2. Summary of Specialty Court Program Distributions with Administrative Assessment Revenue, Fiscal Year 2020.

Jurisdiction	Court Type	Fiscal Year 2019 Carry Forward ^a	Fiscal Year 2020 Distributed	Fiscal Year 2020 Approved
Western Region				
Western Region	Adult Drug (5 Programs)	\$0.00	\$400,064.00	\$400,064.00
First Judicial District	Juvenile Drug	\$0.00	\$10,479.00	\$10,479.00
Carson City/Douglas	DUI Court	\$0.00	\$27,943.00	\$27,943.00
Carson City Justice	Mental Health	\$3,733.50	\$54,469.50	\$58,203.00
	Western Region Total	\$3,733.50	\$492,955.50	\$496,689.00
Washoe Region				
Second Judicial District	Adult Drug (2 Tracks)	\$0.00	\$583,020.00	\$583,020.00
	Family Treatment	\$0.00	\$69,346.00	\$69,346.00
	Felony DUI	\$0.00	\$55,821.00	\$55,821.00
	Mental Health	\$0.00	\$17,391.00	\$17,391.00
	Veterans Treatment	\$0.00	\$81,975.00	\$81,975.00
Reno Justice	Drug and Alcohol	\$7,971.73	\$117,383.27	\$125,355.00
Reno Municipal	DUI (Dept. 1) Fresh Start	\$0.00	\$27,085.00	\$27,085.00
	Alcohol & Other Drug (Dept. 3)	\$0.00	\$52,301.00	\$52,301.00
Sparks Municipal	Drug and Alcohol	\$2,655.15	\$19,086.85	\$21,742.00
	Washoe Region Total	\$10,626.88	\$1,023,409.12	\$1,034,036.00
Eastern Region				
Fourth Judicial District	Adult Drug	\$0.00	\$80,000.00	\$80,000.00
	Juvenile Drug	\$0.00	\$84,186.00	\$84,186.00
Seventh Judicial District	Adult Drug (2 Tracks)	\$0.00	\$66,516.00	\$66,516.00
	Eastern Region Total	\$0.00	\$230,702.00	\$230,702.00
Fifth Judicial Region				
Nye County--Pahrump	Adult Drug	\$8,014.50	\$92,521.50	\$100,536.00
	Fifth Judicial Region Total	\$8,014.50	\$92,521.50	\$100,536.00
Central Region				
Humboldt County (6th JD)	Adult Drug	\$7.54	\$49,116.46	\$49,124.00
Pershing County (11th JD)	Adult Drug	\$21,370.46	\$23,753.54	\$45,124.00
	Central Region Total	\$21,378.00	\$72,870.00	\$94,248.00
Clark Region				
Eighth Judicial District	Adult Drug (3 Tracks)	\$0.62	\$1,559,133.38	\$1,559,134.00
	Family/Child Support Drug (2 Tracks)	\$1,727.55	\$436,140.45	\$437,868.00
	Felony DUI	\$5,150.75	\$173,354.25	\$178,505.00
	Juvenile Drug	\$5,838.45	\$231,956.55	\$237,795.00
	Mental Health	\$6,335.40	\$456,316.60	\$462,652.00
Las Vegas Justice	Adult Drug	\$0.00	\$220,803.00	\$220,803.00
	DUI Court (Dept. 5A) ^b	\$0.00	\$29,027.00	\$29,027.00
	DUI Court (Dept. 5B) ^b	\$33.24	\$28,993.76	\$29,027.00
Las Vegas Municipal	Adult Drug	\$0.00	\$52,142.00	\$52,142.00
	DUI Court	\$0.00	\$70,395.00	\$70,395.00
	Women In Need	\$0.00	\$109,123.00	\$109,123.00
	HOPE Court	\$0.00	\$36,954.00	\$36,954.00
Henderson Municipal	ABC Court	\$10.98	\$27,363.02	\$27,374.00
	Clark Region Total	\$19,096.99	\$3,431,702.01	\$3,450,799.00
Grand Total Specialty Court AA Distributions		\$62,849.87	\$5,344,160.13	\$5,407,010.00

^a Carry forward is used to fund first-quarter distributions of the following fiscal year.

^b The DUI Court Program is a single program but is reported with separate funding amounts due to operation by separate judicial officers (tracks).

Source: Nevada Administrative Office of the Courts, Specialty Courts Program.

Table C3. Summary of Specialty Court Statistics, Fiscal Year 2019.

Administrative Assessment (AA) Revenue Funded Programs

Jurisdiction	New Admissions ^a	Graduates	Terminations ^b	Active Cases At Year End	Drug Free Babies
Western Region					
Western Region (5 programs)	142	95	67	409	0
First Judicial District	3	4	8	4	0
Carson City Justice (2 programs)	26	23	22	56	0
Western Region Total	171	122	97	469	0
Washoe Region					
Second Judicial District (5 programs)	382	261	249	485	3
Reno Justice	55	19	48	113	0
Reno Municipal (2 programs) ^c	62	58	32	70	1
Sparks Municipal	13	11	2	19	0
Washoe Region Total	512	349	331	687	4
Eastern Region ^d					
Fourth Judicial District (2 programs)	24	8	19	20	0
Eastern Region Total	24	8	19	20	0
Fifth Judicial Region					
Nye County (Pahrump)	52	27	20	88	0
Fifth Judicial Region Total	52	27	20	88	0
Central Region					
Humboldt County (6th JD) ^c	7	5	2	11	0
Pershing County (11th JD)	11	3	5	12	0
Central Region Total	18	8	7	23	0
Clark Region					
Eighth Judicial District (5 programs) ^c	645	294	380	789	13
Las Vegas Justice (2 programs)	68	102	44	59	3
Henderson Municipal	9	2	10	24	0
Las Vegas Municipal (4 programs)	68	28	52	66	0
Clark Region Total	790	426	486	938	16
All AA Specialty Courts	1,567	940	960	2,225	20

General Fund Appropriated Programs

Western Region					
Western Region (3 programs)	28	23	5	100	0
Carson City Justice	25	18	17	27	2
East Fork Justice	12	5	4	15	2
Western Region Total	65	46	26	142	4
Washoe Region					
Second Judicial District (3 programs)	49	32	17	62	0
Reno Justice (2 programs)	39	43	23	92	0
Sparks Justice	25	14	9	23	0
Reno Municipal ^c	5	7	2	0	0
Sparks Municipal	24	21	5	24	1
Washoe Region Total	142	117	56	201	1
Eastern Region					
Fourth Judicial District (3 programs)	15	12	11	13	2
Seventh Judicial District ^d	14	13	7	23	3
Eastern Region Total	29	25	18	36	5
Fifth Judicial Region					
Nye County (Tonopah)	4	1	1	9	0
Fifth Judicial Region Total	4	1	1	9	0
Central Region					
Humboldt County (6th JD, 4 programs) ^c	48	20	26	41	2
Central Region Total	48	20	26	41	2
Clark Region					
Eighth Judicial District (3 programs) ^c	133	84	81	165	0
Las Vegas Justice (2 programs)	51	22	9	68	0
Laughlin Justice	5	4	0	18	0
North Las Vegas Justice	2	6	3	8	0
Boulder City Municipal	14	11	3	18	3
Henderson Municipal	20	22	3	20	0
Las Vegas Municipal (5 programs)	52	32	36	31	0
Mesquite Municipal	13	6	5	13	1
Clark Region Total	290	187	140	341	4
All General Fund Specialty Courts	578	396	267	770	16

Other Programs

Other Programs (6 programs) ^f	227	57	39	212	1
---	------------	-----------	-----------	------------	----------

All Programs

Grand Total	2,372	1,393	1,266	3,207	37
--------------------	--------------	--------------	--------------	--------------	-----------

^a Includes new admissions and voluntary admissions.

^b Includes terminations, transfers, and deceased participants.

^c Totals do not include programs that were not funded by administrative assessments or General Fund monies.

^d The Seventh Judicial District Court reports its administrative assessment funded program with the general fund program.

^f Includes Felony DUI Court in Humboldt County; the Veterans and Community Courts for the Reno Municipal Court; and MAT, Gambling Treatment, and LEIMA Courts in the Eighth Judicial District Court.

Source: Nevada Administrative Office of the Courts, Specialty Courts Program.

Criminal Caseload Glossary

When to Count Filings: Cases are counted by defendants in District Court when the court receives notification of a bind over from a lower court or receives the formal charging document from the District Attorney's Office. Felony and gross misdemeanor filings in Justice Court are counted by defendants when the court receives the formal charging document, generally a complaint or citation. Misdemeanor and traffic filings in Justice and Municipal Courts are counted by defendants when the court receives the citation or complaint. Cases with multiple charges that span different categories and types are classified by hierarchies that are defined in the *Nevada Courts Statistical Reporting Dictionary*, and can be found at <http://nvcourts.gov/>.

Criminal Case Categories: A broad classification category for trial court caseload that includes cases involving the alleged violation of a state law, local ordinance, or federal regulation (traffic only).

[Listed in hierarchal order, felony = highest]

- **Felony** – Cases heard at District Court, with preliminary hearings at Justice Court, for defendants charged with a violation of state law that is punishable by death or imprisonment in the state prison.
- **Gross Misdemeanor** – Cases heard at District Court, with preliminary hearings at Justice Court, for defendants charged with a violation of state law that involves an offense that does not fit within the definitions of felony, misdemeanor, or traffic cases. Gross misdemeanor offenses are punishable by fine or incarceration or both for no more than \$2,000 or 1 year, respectively (unless the statute in force at the time of commission of such an offense prescribed a different penalty).
- **Misdemeanor (Non-Traffic)** – Cases heard at Justice and Municipal Courts for defendants charged with the violation of state law or local ordinance that involves an offense punishable by fine or incarceration or both for no more than \$1,000 or 6 months, respectively (unless the statute in force at the time of commission of such an offense prescribed a different penalty).
- **Traffic Misdemeanor** – Cases heard at Justice and Municipal Courts for moving and non-moving violations of traffic law or ordinance that do not pertain to parking of a motor vehicle.
- **Parking Violations** – Cases heard at Justice and Municipal Courts for parking of a motor vehicle in violation of a traffic law or ordinance.
- **Appeal from Limited Jurisdiction Court** – Cases heard at District Court in which the court reviews the judgment of a Justice or Municipal Court for a criminal case.

Criminal Case Types: The following case types can be felony, gross misdemeanor, or misdemeanor (non-traffic) criminal case categories, unless otherwise noted. *[Listed in hierarchal order, Crimes Against Persons = highest]*

- **Crimes Against Persons** – A case type in which a defendant is charged with a crime against person(s). Examples include assault with a deadly weapon, rape, kidnapping, murder, manslaughter, and robbery.
- **Domestic Violence** – A case type involving allegations of violence, coercion, or intimidation by a family or household member against another family or household member.
- **Older/Vulnerable Persons Abuse** – A case type involving allegations of abusing, neglecting, exploiting, or isolating older or vulnerable persons.
- **Child Abuse and Neglect** – A case type in which a person is charged with willfully exposing, causing, or permitting a child who is less than 18 years of age to suffer unjustifiable physical pain or mental suffering as a result of abuse or neglect. This case type is only reported in felony or gross misdemeanor case categories.
- **Protection Order Violation** – A case type alleging violation of a court order that was issued to help protect an individual from stalking and harassment or to protect minors from harm.
- **Crimes Against Property** – A case type in which a defendant is charged with a crime against property. Examples include grand larceny, burglary, auto theft, arson, forgery, fraud, embezzlement, vandalism, and bad checks.
- **Drugs** – A case type involving illegal possession, sale, use, manufacture, trafficking, or furnishing of drugs.
- **Weapons** – A case type involving violations of regulations or statutes controlling the carrying, using, possessing, furnishing, and manufacturing of deadly weapons or silencers.
- **Public Order** – A case type involving violations of liquor laws, drunkenness, gambling, and prostitution. Some jurisdictions refer to these as “public nuisance” or “quality of life” offenses, or “crimes against society.”
- **Motor Vehicle - DUI** – A case type that involves a charge of driving under the influence of either alcohol or drugs (DUI), or driving while impaired. This case type is only reported in felony or misdemeanor case categories.
- **Motor Vehicle - Reckless Driving** – A case type that involves a charge of driving a motor vehicle in such a way as to willfully or wantonly endanger the safety of others or with disregard for the consequences. This case type is only reported in felony or misdemeanor case categories.
- **Motor Vehicle - Other** – A case type including cases of unknown specificity or cases not attributable to one of the other previously defined motor vehicle case types. This case type is only reported in felony or gross misdemeanor case categories.
- **Other** – A case type including cases of unknown specificity or cases not attributable to one of the other previously defined case categories. Other can be classified as “Other Felony,” “Other Gross Misdemeanor,” and “Other Non-Traffic Misdemeanor.”

Criminal Caseload Glossary

Pending Cases: Cases requiring disposition or cases that have requests to modify or require enforcement of existing judgments.

- **Active Cases:** Pending cases that have not been classified as inactive.
- **Inactive Cases:** Pending cases administratively classified as inactive due to issues that require resolution (outside the courts' purview) before the adjudication process can be resumed. Examples include court-issued stays, warrants, and diversion.

Reopened Cases: Cases where judgments have been previously entered but have been restored to the pending caseload due to the filing of a request to modify or enforce existing judgments. Cases remanded with correction from appeals are included.

When to Count Dispositions: A criminal case is considered disposed when adjudication for that case occurs. For statistical purposes, adjudication is defined as date of sentencing, date of adjudication, or date charges are disposed, whichever occurs last. Cases with multiple charges that require multiple types of disposition are only counted as one type and are classified by hierarchies that are defined in the *Nevada Courts Statistical Reporting Dictionary*, and can be found at <http://nvcourts.gov/>.

Non-Trial Dispositions (District Court): A subtype of case dispositions where the case is resolved without a bench or jury trial.

This subtype includes:

- Other Manner of Disposition
- Nolle Prosequi (before trial)
- Transferred (before/during trial)
- Dismissed (before trial)
- Guilty Plea with Sentence (before trial)
- Dismissed (after diversion)

Bench Trial Dispositions (District Court): A subtype of case dispositions where the case is resolved with a judicial officer determining both the issues of fact and law in a criminal case. This subtype includes:

- Dismissed (during trial)
- Acquittal
- Guilty Plea with Sentence (during trial)
- Conviction

Jury Trial Dispositions (District Court): A subtype of case dispositions where the case is resolved with an empaneled jury determining the issues of fact and returning a verdict in a criminal case. This subtype includes:

- Dismissed (during trial)
- Acquittal
- Guilty Plea with Sentence (during trial)
- Conviction

Non-Trial Dispositions (Justice and Municipal Courts): A subtype of case dispositions where the case is resolved without a bench or jury trial. This subtype includes:

- Other Manner of Disposition
- Bail Forfeiture
- Nolle Prosequi (before trial)
- Transferred (before/during trial)
- Dismissed (before trial)
- Guilty Plea with Sentence (before trial)
- Dismissed (after diversion)
- Waiver of Preliminary Hearing
- Dismissed (during preliminary hearing)
- Guilty Plea with Sentence (during preliminary hearing)
- Bindover

Trial Dispositions (Justice and Municipal Courts): A subtype of case dispositions where the case is resolved with a judicial officer or an empaneled jury determining both the issues of fact and law in a criminal case. In Justice Courts, these manners of disposition are only used for misdemeanor charges in felony and gross misdemeanor cases. This subtype includes:

- Dismissed (during trial)
- Acquittal
- Guilty Plea with Sentence (during trial)
- Conviction

Civil Caseload Glossary

When to Count Filings: Cases are counted when a petition or complaint is filed with the court or the court receives a motion.

Civil Case Types: A broad classification category for caseload statistics that includes cases requesting the enforcement or protection of a right and/or the redress or prevention of a wrong, within the jurisdictional limits of the court.

District Court Case Types:

- **Real Property** – Cases that deal with ownership or rights in real property excluding construction defect or negligence; includes unlawful detainer and other landlord/tenant disputes; judicial foreclosure and other title to property issues; condemnation and eminent domain issues; and other real property cases that do not fit in one of the other mentioned subtypes.
- **Torts** – Cases that deal with an injury or wrong committed either against a person or person's property by a party who either did or did not do something they were or were not supposed to do; includes negligence issues for autos, premises, and other negligence issues that do not fit in one of the other mentioned subtypes; includes malpractice issues concerning medical and dental, legal, accounting, and other malpractice issues that do not fit in one of the other mentioned subtypes; and includes product liability, intentional misconduct, employment, insurance, and other tort case issues that do not fit in one of the other mentioned subtypes.
- **Probate** – Cases that deal with the probate of a will, trust, or estate of a deceased person; includes summary administration, general administration, special administration, set aside, probate trust, and other probate cases that do not fit in one of the other mentioned subtypes.
- **Construction Defect** – Cases that deal with defects in construction; includes matters that involve NRS Chapter 40 and other construction defect issues.
- **Contract** – Cases that deal with an alleged failure to perform any promise that forms the whole or part of a contract; includes uniform commercial code, building and construction, insurance carrier, commercial instrument, collection of accounts, employment, and other contract matters that do not fit in one of the other mentioned subtypes.
- **Judicial Review/Appeal** – Cases that deal with the judicial review of decisions by administrative agencies, lower courts, and other matters; includes review of foreclosure mediation, petition to seal records, mental competency, and administrative agency appeals concerning the department of motor vehicles, worker's compensation, and other Nevada state agencies, as well as appeals from lower courts and other judicial review/appeal matters that do not fit in one of the other mentioned subtypes.
- **Civil Writs** – Cases that deal with any order requiring performance or adherence of performance of an act not associated with an existing case and whereby no other legal remedy exists; includes writs of habeas corpus, mandamus, quo warranto, prohibition, and other civil writs that do not fit in one of the other mentioned subtypes.
- **Other Civil** – Cases that deal with compromise of minor's claim, foreign judgment, and all other civil matters that do not fit in one of the above case types.

Justice and Municipal Court Case Types:

- **Real Property** – Cases that deal with ownership or rights in real property excluding construction defect or negligence; includes summary eviction, unlawful detainer, and other real property cases that do not fit in one of the other mentioned subtypes.
- **Torts** – Cases that deal with an injury or wrong committed either against a person or person's property by a party who either did or did not do something they were or were not supposed to do; includes negligence issues for autos, premises, and other negligence issues that do not fit in one of the other mentioned subtypes; and includes intentional misconduct and other tort case issues that do not fit in one of the other mentioned subtypes.
- **Contract** – Cases that deal with an alleged failure to perform any promise that forms the whole or part of a contract; includes seller plaintiff issues concerning collection of credit card debt and payday loan debt, debt collection agency matters, or other debt collection matters that do not fit in one of the other mentioned subtypes; and includes contract buyer plaintiff and other contract matters that do not fit in one of the other mentioned subtypes.
- **Contested Liens** – Cases that deal with the validity of liens, or requests the enforcement of liens.
- **Petition to Seal Records** – Cases requesting the court to seal records of a previous court case or other matters under the court's jurisdiction (criminal, civil, or administrative matters).
- **Other Civil** – Cases that deal with all other civil matters that do not fit in one of the above case types.
- **Small Claims** – Cases that deal with recovery of money only, where the amount does not exceed the jurisdictional limit (currently \$10,000), and the defendant named is currently a resident, does business in, or is employed in the township where the court is located. Small claims are heard in Justice Court only.
- **Request for Domestic Violence Protection Order** – Cases that deal with requests for temporary order for protection against domestic violence. Request for domestic violence protection order are reported by Justice Court only.
- **Request for Protection Order (Non-Domestic Violence)** – Cases that deal with requests for temporary order for protection against harassment in the workplace, sexual assault, stalking, or threat to life, not related to domestic violence. Request for protection order (non-domestic violence) are reported by Justice Court only.

Civil Caseload Glossary

Pending Cases: Cases requiring disposition or cases that have requests to modify or require enforcement of existing judgments.

- **Active Cases:** Pending cases that have not been classified as inactive.
- **Inactive Cases:** Pending cases administratively classified as inactive due to issues that require resolution (outside the courts' purview) before the adjudication process can be resumed, typically due to court-issued stays.

Reopened Cases: Cases where judgments have been previously entered but have been restored to the pending caseload due to the filing of a request to modify or enforce existing judgments. Cases remanded with correction from appeals are included.

When to Count Dispositions: A civil case is considered disposed when adjudication of the matter occurs. For statistical purposes, adjudication is defined as the date judgment is entered. Cases where multiple claims or parties are adjudicated are only reported as one type, determined by the court of record.

Non-Trial Dispositions (All Jurisdictions, Non- Protection Orders): A subtype of case dispositions where the case is resolved without a bench or jury trial. This subtype includes:

- Other Manner of Disposition
- Voluntary Dismissal
- Involuntary Dismissal
- Transferred (before trial)
- Judgment on Arbitration
- Stipulated Dismissal
- Stipulated Judgment
- Default Judgment
- Motion to Dismiss by the Defendant(s)
- Summary Judgment

Non-Trial Dispositions (Justice Court, Protection Orders Only): A subtype of case dispositions where the case is resolved without a bench or jury trial. This subtype includes:

- Voluntary Dismissal
- Involuntary Dismissal
- Transferred (before trial)
- Denied without Hearing
- Granted without Hearing
- Denied with Hearing
- Granted with Hearing

Bench Trial Dispositions (District Court): A subtype of case dispositions where the case is resolved when a judicial officer hears a trial of matter or cause to determine both the issues of fact and law in a civil case. This subtype includes:

- Disposed After Trial Start (bench trial)
- Judgment Reached (bench trial)

Jury Trial Dispositions (District Court): A subtype of case dispositions where the case is resolved with an empaneled jury to hear a trial of matter or cause in a civil case. This subtype includes:

- Disposed After Trial Start (jury trial)
- Verdict Reached

Trial Dispositions (Justice and Municipal Courts): A subtype of case dispositions where the case is resolved with a judicial officer or an empaneled jury to hear a trial of matter or cause in a civil case. This subtype includes:

- Disposed After Trial Start (bench trial)
- Judgment Reached (bench trial)
- Disposed After Trial Start (jury trial)
- Verdict Reached

Family Caseload Glossary

When to Count Filings: Cases are counted when the court receives an originating petition, request, or complaint.

Family Case Types: A broad classification category for caseloads involving domestic or family-related matters (excluding juvenile-related) in District Courts; the processing of which follows Nevada statutes, court rules, local regulations, and federal regulations.

- **Marriage Dissolution** – Cases that involve divorce, annulment, or separate maintenance, as well as all issues concerning custody, support, and visitation resulting from the dissolution of the relationship.
- **Paternity** – Cases that involve paternity issues as defined by Nevada statute.
- **Custody (Non-Divorce)** – Cases that involve individual requests where the court makes a determination regarding the control or care of a child.
- **IV-D - UIFSA (Uniform Interstate Family Support Act)** – Cases that require maintenance, under Title IV-D of the Social Security Act of 1973, of a spouse or child when one party resides in another state.
- **IV-D Intrastate (Non-Divorce)** – Cases that require maintenance, under Title IV-D of the Social Security Act of 1973, of a spouse or child when both parties reside in Nevada.
- **Other Support (Non-Divorce)** – Cases of unknown specificity or cases not attributable to one of the other previously defined support case categories.
- **Visitation (Non-divorce)** – Cases that involve individual requests that a court schedule the time an individual will spend with the minor children.
- **State Initiated (TPR) Petition** – Cases that are initiated by a state agency requesting that the court terminate the legal relationship of parent and child.
- **Other (TPR) Petition** – Cases that are initiated by a parent/guardian of a child requesting that the court terminate an existing legal relationship of parent and child.
- **Adoptions** – Cases that involve a request for the establishment of a new, permanent relationship of parent and child between persons not having that relationship naturally.
- **Requests for Domestic Violence Protection Orders** – Cases for temporary order for protection when sufficient evidence exists that there has been domestic violence or the threat of domestic violence exists.
- **Other Domestic Relations Case** – Cases that involve a domestic relations issue that does not fit in one of the other family case types. Examples include name change or permission to marry.
- **Mental Health Cases** – Cases that deal with legal determination as to whether an individual is mentally ill or incompetent and should be placed or remain under care, custody, or treatment.
- **Guardianship** – Cases that deal with guardianship issues involving adults, minors, or trusts.

Pending Cases: Cases requiring disposition or cases that have requests to modify or require enforcement of existing judgments.

- **Active Cases:** Pending cases that have not been classified as inactive.
- **Inactive Cases:** Pending cases administratively classified as inactive due to issues that require resolution (outside the courts' purview) before the adjudication process can be resumed, typically due to court-issued stays.

Reopened Cases: Cases where judgments have been previously entered but have been restored to the pending caseload due to the filing of a request to modify or enforce existing judgments. Cases remanded with correction from appeals are included.

When to Count Dispositions: A family case is considered disposed when the decision is handed down and/or the final order is filed, whichever occurs first. Cases that require multiple types of adjudication are only counted as one type and are classified by hierarchies that are defined in the *Nevada Courts Statistical Reporting Dictionary*, and can be found at <http://nvcourts.gov/>.

Non-Trial Dispositions: A subtype of case dispositions where the case is resolved without a (bench) trial. This subtype includes:

- Other Manner of Disposition
- Voluntary Dismissals
- Involuntary Dismissals.
- Transferred
- Default Judgments
- Settled/Withdrawn without Judicial Conference
- Settled/Withdrawn with Judicial Conference
- Settled/Withdrawn by Alternative Dispute Resolution (ADR)

Trial Decisions: A subtype of case dispositions where the case is resolved with a judicial officer determining both the issues of fact and law in a family case. This subtype includes Disposed After Trial Start and Judgment Reached resolution types.

Juvenile Caseload Glossary

When to Count Filings: Cases are counted when the court receives the petition or citation. For delinquency petitions, cases with multiple charges that span different case types are classified by hierarchies that are defined in the *Nevada Courts Statistical Reporting Dictionary*, and can be found at <http://nvcourts.gov/>.

Juvenile Case Types: A broad classification category for caseloads involving juveniles in District Courts (or their designated court), the processing of which follows Nevada statutes, local regulations, and federal regulations for handling matters pertaining to individuals who are defined as juveniles.

- **Delinquency Petitions** – Cases that include a behavior that would be a crime if committed by an adult. Delinquency is characterized by five case types:
 - **Person** – Cases involving murder/manslaughter, sexual assault (including rape and sexual battery), robbery, and assault.
 - **Property** – Cases involving burglary, larceny, auto theft, arson, forgery and counterfeiting, fraud, embezzlement, stolen property (buying or receiving), and vandalism.
 - **Drug** – Cases involving the illegal possession, sale, use, or manufacture of drugs.
 - **Public Order** – Cases involving violations of liquor laws, public drunkenness, disorderly conduct, gambling, prostitution, and other vice. Some jurisdictions refer to these as “public nuisance” or “quality of life” offenses, or “crimes against society.”
 - **Other Delinquency** – Cases of unknown specificity or cases not attributable to one of the other previously defined delinquency case categories.
- **Status Petitions** – Cases that includes petitions involving a juvenile in need of supervision. The juvenile may require guidance, treatment, or rehabilitation because of habitual truancy, habitual disobedience, being ungovernable, or behavior that is injurious or dangerous to others.
- **Child Abuse/Neglect Petitions** – Cases where the behavior of someone other than the juvenile causes the court to concern itself with the well-being of the juvenile. Adults charged with abuse or neglect are counted in the appropriate criminal category.
- **Dependent (no fault)** – Cases alleging one or more of the grounds for dependency without specifically faulting the parent(s) or guardian.
- **Other Dependency/Child Victim** – Cases of unknown specificity or cases not attributable to one of the other previously defined Dependency/Child Victim case categories.
- **Miscellaneous Petitions** – Cases heard at District Court that involves juvenile cases that do not fit in one of the other juvenile categories. An example is Petition for Emancipation.

Juvenile-Related Proceeding: A broad classification category for trial court caseload inventory that include juvenile-related proceedings that are not considered cases. Juvenile related proceedings are related to an already filed (counted) case or one that will not result in an official case filing.

- **Informal Hearing** – Any hearing by a judicial officer in which no formal charge has been filed with the court.
- **Detention Hearing** – Any hearing requesting a juvenile to be held in detention, or continued to be held in detention, pending further court action within the same or another jurisdiction.
- **Extradition Hearing** – Any hearing in which evidence is presented so that the court can determine if a juvenile should be surrendered to another state jurisdiction.
- **Protective Custody Hearing** – Any hearing held to determine if the risk to a child is great enough to warrant removal, or continued removal, from their custodian.

Pending Cases: Cases requiring disposition or cases that have requests to modify or require enforcement of existing judgments.

- **Active Cases:** Pending cases that have not been classified as inactive.
- **Inactive Cases:** Pending cases administratively classified as inactive due to issues that require resolution (outside the courts’ purview) before the adjudication process can be resumed. Examples include court-issued stays, warrants, and diversion.

Reopened Cases: Cases where judgments have been previously entered but have been restored to the pending caseload due to the filing of a request to modify or enforce existing judgments. Cases remanded with correction from appeals are included.

Juvenile Caseload Glossary

When to Count Dispositions: A juvenile case is considered disposed when adjudication of the matter occurs. Cases that require multiple types of adjudication are only counted as one type and are classified by hierarchies that are defined in the *Nevada Courts Statistical Reporting Dictionary*, and can be found at <http://nvcourts.gov/>.

Non-Trial Dispositions: A subtype of case dispositions where the case is resolved without a (bench) trial. This subtype includes:

- Other Manner of Disposition
- Dismissal/Non-Adjudicated
- Waiver/Certify/Transfer to Adult Court
- Transferred to Another Juvenile Court (before/during trial)
- Adjudicated by Default
- Disposed by Alternative Dispute Resolution (ADR)
- Adjudicated by Plea/Admission/Stipulation

Trial Dispositions: A subtype of case dispositions where the case is resolved with a judicial officer determining both the issues of fact and law in a juvenile case through a (bench) trial or evidentiary hearing. This subtype includes

- Adjudicated After Evidentiary Hearing/Bench Trial

Juvenile Traffic Caseload Glossary

When to Count Filings: Cases are counted when the court receives the citation.

Juvenile Traffic Case Type: Cases that involves any matter that originates in the court as a traffic citation involving a juvenile that is classified as a misdemeanor traffic violation for an adult.

Pending Cases: Cases requiring disposition or cases that have requests to modify or require enforcement of existing judgments.

- **Active Cases:** Pending cases that have not been classified as inactive.
- **Inactive Cases:** Pending cases administratively classified as inactive due to issues that require resolution (outside the courts' purview) before the adjudication process can be resumed. Examples include court-issued stays, warrants, and diversion.

Reopened Cases: Cases where judgments have been previously entered but have been restored to the pending caseload due to the filing of a request to modify or enforce existing judgments. Cases remanded with correction from appeals are included.

When to Count Dispositions: A juvenile case is considered disposed when adjudication of the matter occurs. Cases that require multiple types of adjudication are only counted as one type and are classified by hierarchies that are defined in the *Nevada Courts Statistical Reporting Dictionary*, and can be found at <http://nvcourts.gov/>.

Non-Trial Dispositions: A subtype of case dispositions where the case is resolved without a bench or jury trial. This subtype includes:

- Other Manner of Disposition
- Bail Forfeiture
- Nolle Prosequi (before trial)
- Transferred to Another Juvenile Court (before/during trial)
- Dismissed (before trial)
- Guilty Plea with Sentence (before preliminary hearing)
- Dismissed (after diversion)

Bench Trial Dispositions: A subtype of case dispositions where the case is resolved with a judicial officer determining both the issues of fact and law in a traffic case. This subtype includes:

- Dismissed (during trial)
- Acquittal
- Guilty Plea with Sentence (during trial)
- Conviction