



ANNUAL REPORT
of the
NEVADA JUDICIARY

Fiscal Year 2019
Appendix Tables

Table of Contents

Figures and Summary Information:

Figure 1:	Filings by Case Type, by Jurisdictional Level, Fiscal Years 2010-19	Page 1
Figure 2:	Non-Traffic Distributions, by Jurisdictional Level, Fiscal Years 2010-19	Page 1
Figure 3:	Non-Traffic Filings per Judicial Position, Fiscal Year 2019	Page 2
Figure 4:	Non-Traffic Criminal Cases by USJR Classification, Fiscal Year 2019	Page 3
Figure 5:	Non-Criminal Case Distribution by USJR Classification, Fiscal Year 2019	Page 3
Table 1:	Summary of Population, Judicial Positions, and Cases Processed by Court	Page 4

Aggregate Comparison Tables, Fiscal Years 2018-19:

Table A1:	District Court Criminal and Civil Cases	Page 6
Table A2:	District Court Family and Juvenile Cases	Page 7
Table A3:	District Court Juvenile Traffic Cases Filed and Disposed	Page 8
Table A4:	Justice Court Non-Traffic Cases Filed and Disposed	Page 9
Table A5:	Justice Court Traffic Cases Filed and Disposed	Page 10
Table A6:	Municipal Court Non-Traffic Cases Filed and Disposed	Page 11
Table A7:	Municipal Court Traffic Cases Filed and Disposed	Page 12

Fiscal Year 2019 Caseload Statistics:

Table B1-1:	District Court: Criminal Caseload, Aggregates	Page 13
Table B1-2:	District Court: Criminal Caseload, Case Types: Felony	Page 15
	Gross Misdemeanor	Page 18
Table B2-1:	District Court: Civil Caseload, Aggregates	Page 21
Table B2-2:	District Court: Civil Caseload, Case Types: Real Property and Tort	Page 23
	Probate, Construction Defect, and Contract	Page 26
	Judicial Review/Appeal, Civil Writ, and Other Civil	Page 29
Table B3:	District Court: Family Caseload	Page 32
Table B4:	District Court: Juvenile Non-Traffic Caseload	Page 35
Table B5-1:	Justice Court: Criminal Caseload, Aggregate	Page 38
Table B5-2:	Justice Court: Criminal Caseload, Case Types: Felony	Page 42
	Gross Misdemeanor	Page 48
	Misdemeanor	Page 54
Table B6-1:	Justice Court: Civil Caseload, Aggregate	Page 60
Table B6-2:	Justice Court: Civil Caseload, Case Types	Page 64
Table B7-1:	Municipal Court: Criminal Caseload, Aggregates	Page 68
Table B7-2:	Municipal Court: Criminal Caseload, Case Types	Page 70
Table B8:	Municipal Court: Civil Caseload, Aggregates	Page 73
Table B9:	Juvenile Traffic Caseload	Page 75

Fiscal Year 2019 Specialty Court Statistics:

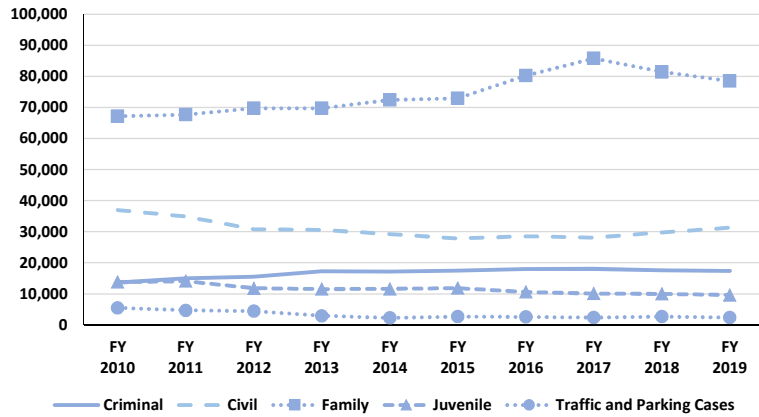
Table C1:	Program Distributions with General Fund Appropriation	Page 76
Table C2:	Program Distributions with Administrative Assessment Revenue	Page 77
Table C3:	Summary of Specialty Court Statistics	Page 78

Glossary:

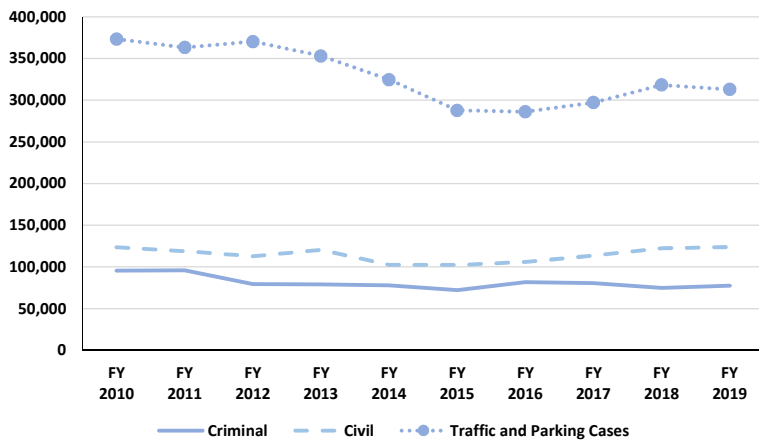
Criminal Caseload Glossary	Page 79
Civil Caseload Glossary	Page 81
Family Caseload Glossary	Page 83
Juvenile Caseload Glossary	Page 84
Juvenile Traffic Caseload Glossary	Page 85

Figure 1. Nevada Trial Court Filings by Case Type, by Jurisdictional Level, Fiscal Years 2010-19.

District Court Filings, by Case Type, Fiscal Years 2010-19.



Justice Court Filings, by Case Type, Fiscal Years 2010-19.



Municipal Court Filings, by Case Type, Fiscal Years 2010-19.

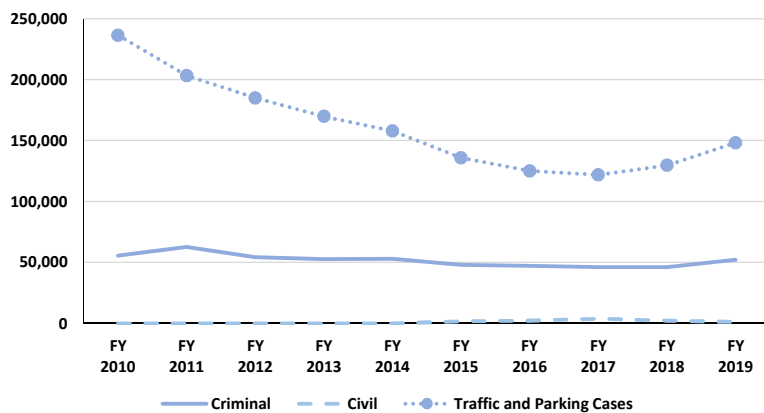
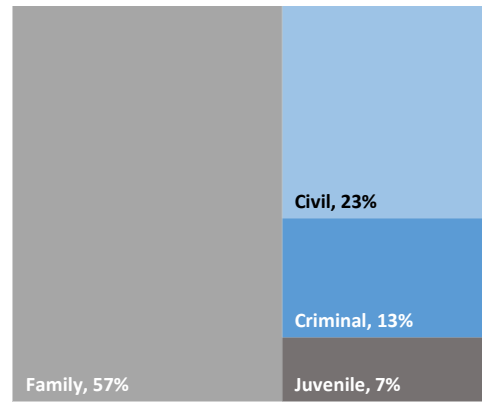
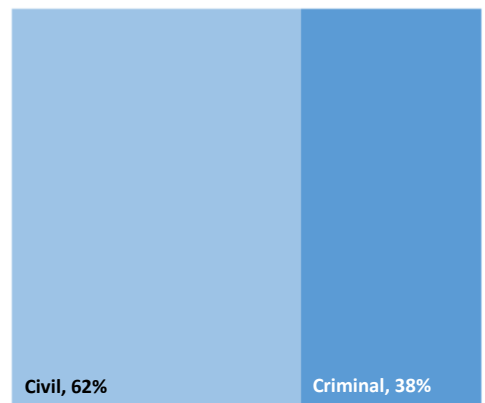


Figure 2. Nevada Trial Court Non-Traffic Distributions, by Jurisdictional Level, Fiscal Year 2019.

FY 2019 District Court Non-Traffic Distribution



FY 2019 Justice Court Non-Traffic Distribution



FY 2019 Municipal Court Non-Traffic Distribution

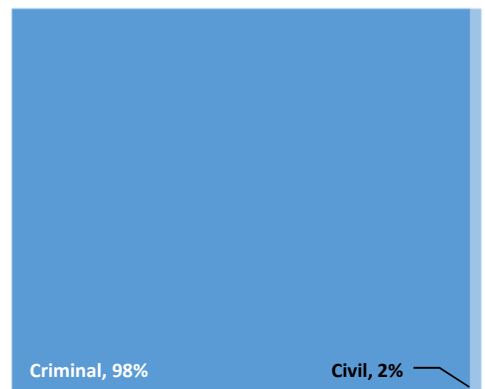
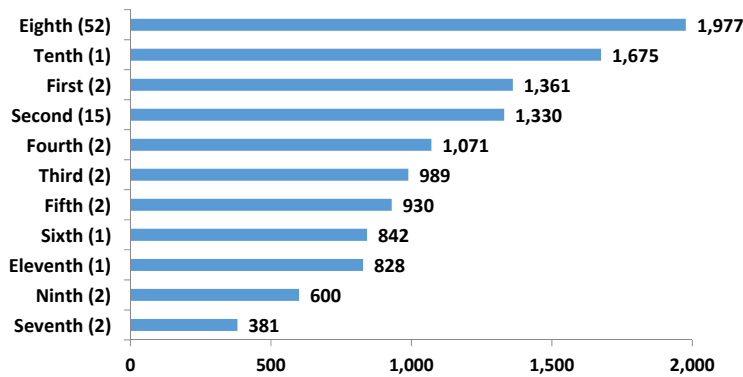


Figure 3. Nevada Trial Court Non-Traffic Cases per Judicial Position, Fiscal Year 2019.

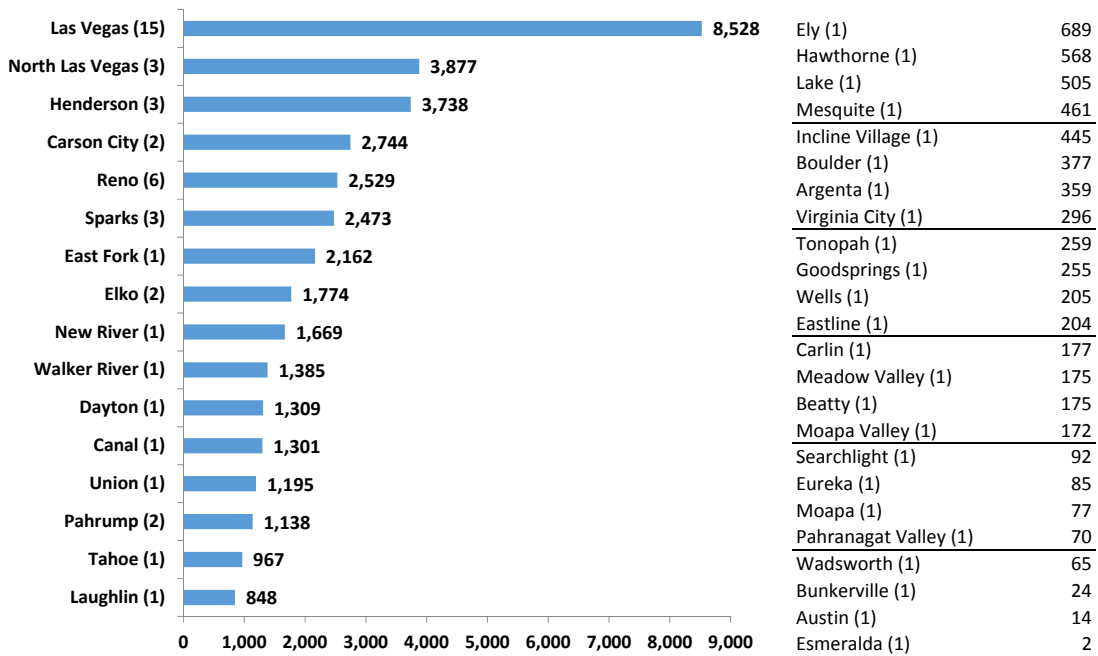
(Number of judicial positions in parenthesis. Does not include quasi-judicial positions; this information is listed in Table 1 on page 4.)

Reopened cases included.

District Courts



Justice Courts



Municipal Courts

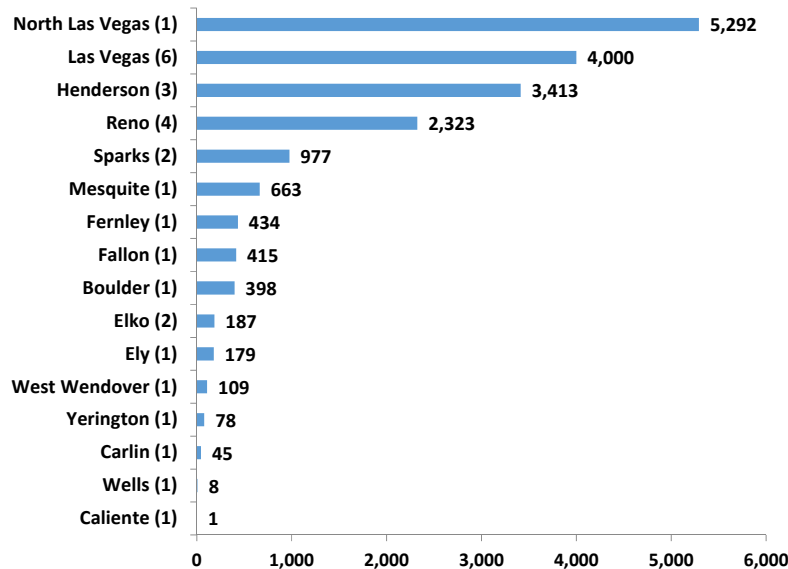
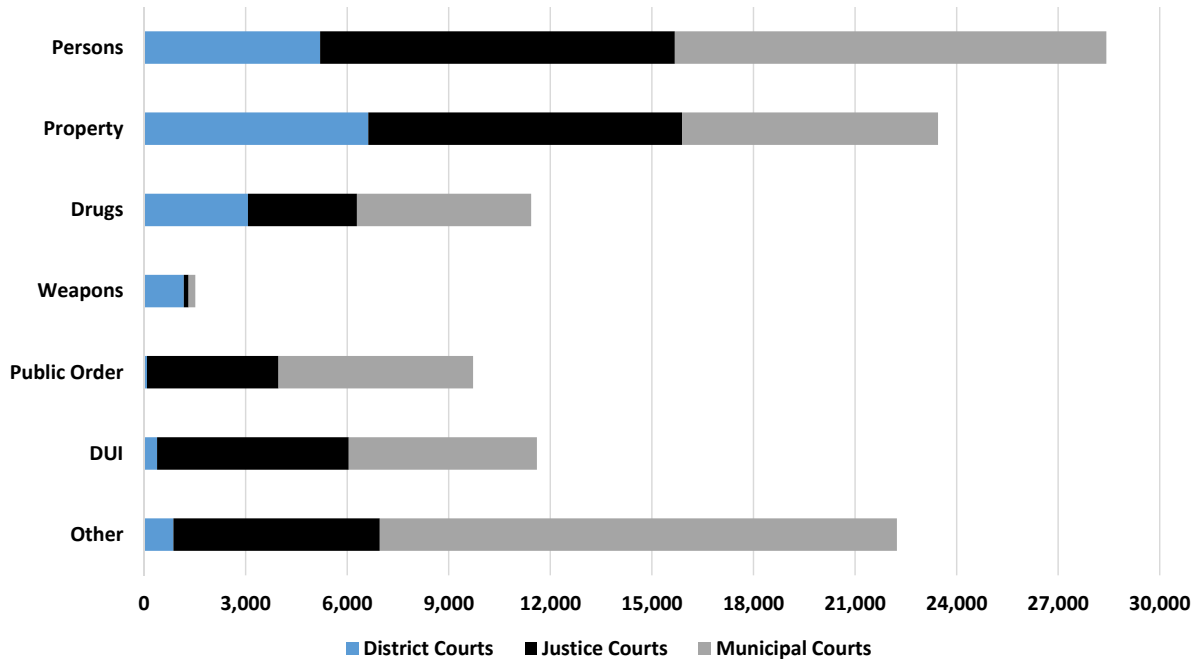


Figure 4. Nevada Non-Traffic Criminal Case Types by USJR Classification, by Jurisdictional Level, Fiscal Year 2019.^{a,b}

	Persons	Property	Drugs	Weapons	Public Order	DUI	Other	Total
District Courts	5,201	6,624	3,072	1,175	90	386	872	17,420
Justice Courts ^c	10,478	9,268	3,218	146	3,886	5,661	6,096	38,753
Municipal Courts	12,744	7,562	5,147	195	5,744	5,558	15,272	52,222
TOTAL	28,423	23,454	11,437	1,516	9,720	11,605	22,240	108,395



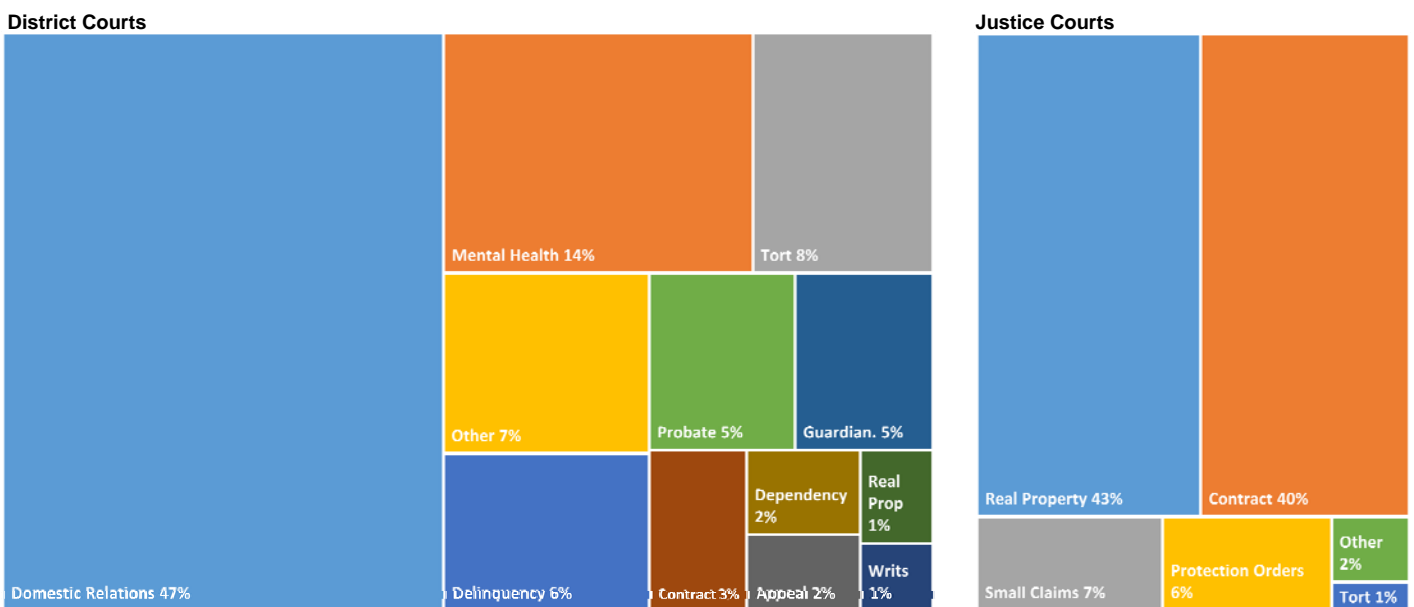
^a District Court includes felony and gross misdemeanor criminal cases; Justice and Municipal Courts include misdemeanor cases only. Reopened cases included. Persons include person-crimes, domestic violence, older/vulnerable person-crimes, child abuse, and protection order violations.

^b Case types determined by the USJR charge hierarchy defined in the Nevada Courts Statistical Reporting Dictionary.

^c Justice Courts hear preliminary matters for felony and gross misdemeanor cases typically adjudicated in District Courts, and are excluded from this table.

Source: Uniform System for Judicial Records, Nevada AOC, Research and Statistics Unit.

Figure 5. Nevada Non-Criminal Case Distribution by Major USJR Classification, by Jurisdictional Level, Fiscal Year 2019.^a



^a Municipal Courts excluded from this table due to all non-criminal cases being classified as *Other Civil* or *Petitions to Seal Record* actions. District Court Other classification includes *Other Civil* case types, juvenile *Miscellaneous Petitions*, as well as *Status Petitions* and *Construction Defect* matters. Justice Court Other classification includes *Contested Liens*, *Petitions to Seal Records*, and *Other Civil Matters* case types.

Source: Uniform System for Judicial Records, Nevada AOC, Research and Statistics Unit.

Table 1. Summary of Population, Judicial Positions, and Cases Processed by Court for Nevada Judiciary, Fiscal Year 2019.^a

Nevada Trial Courts, Population, Judicial Position, and Caseload Summaries (1 of 2)	Population as of 7/1/2018 ^b	Authorized Judicial Positions ^c Elected/(Quasi)	Non-Traffic Cases ^d				Traffic & Parking ^d	
			Criminal Cases Filed	Non-Criminal Cases Filed ^f	Total Cases Filed	Total Cases Disposed	Total Cases	Total Dispositions
Nevada Trial Court Totals (N=74)	3,057,582	180/(31.30)	147,008	244,461	391,469	376,281	463,383	434,666
District Courts (N=17)		82/(27.50)	17,420	119,317	136,737	131,317	2,349	2,327
Justice Courts (N=40)		68/(2.80) *	77,366	123,883	201,249	193,979	312,859	289,282
Municipal Courts (N=17)		30/(1.00) *	52,222	1,261	53,483	50,985	148,175	143,057
First Judicial District	60,284	2/(1.20)	350	2,371	2,721	2,260	216	93
Carson City District Court	56,057		338	2,303	2,641	2,252	216	92
Storey County District Court	4,227		12	68	80	8	0	1
Carson City								
Carson City Justice Court	56,057	2/(0.40) *	2,198	3,290	5,488	4,581	9,687	9,912
Storey County								
Virginia City Justice Court	4,227	1	211	85	296	220	2,060	1,877
Second Judicial District	460,237	15/(6.00)	3,159	16,793	19,952	16,541	1,202	1,259
Washoe County District Court	460,237		3,159	16,793	19,952 ^g	16,541	1,202	1,259
Washoe County								
Incline Village Justice Court	11,953	1	281	164	445	469	1,866	1,812
Reno Justice Court	295,973	6	5,935	9,237	15,172	15,359	20,684	21,062
Sparks Justice Court	149,408	3/(0.40)	2,851	4,567	7,418	7,206	6,517	6,232
Wadsworth Justice Court	2,903	1	49	16	65	48	2,544	2,390
Reno Municipal Court	242,158	4	9,174	119	9,293	8,461	11,169	11,098
Sparks Municipal Court	95,726	2	1,923	31	1,954 ^g	2,468	3,785	4,435
Third Judicial District	55,551	2/(0.55)	389	1,589	1,978	2,075	206	205
Lyon County District Court	55,551		389	1,589	1,978	2,075 ^h	206	205
Lyon County								
Canal Justice Court	19,790	1	323	978	1,301	1,411	1,066	1,149
Dayton Justice Court	23,061	1	475	834	1,309	1,267	3,303	3,316
Walker River Justice Court	12,700	1	516	869	1,385	1,366	3,105	3,010
Fernley Municipal Court	19,042	1	434	0	434	409	3,227	3,025
Yerington Municipal Court	3,162	1	78	0	78 ^g	60	99	87
Fourth Judicial District	54,326	2/(1.00)	644	1,497	2,141	1,989	270	284
Elko County District Court	54,326		644	1,497	2,141	1,989	270	284
Elko County								
Carlin Justice Court	2,838	1 *	101	76	177	147	875	770
Eastline Justice Court	4,406	1 *	99	105	204	240 ^h	640	534
Elko Justice Court	42,476	2 *	1,941	1,606	3,547	3,474	7,137	6,466
Wells Justice Court	4,606	1 *	125	80	205	130	4,579	4,225
Carlin Municipal Court	2,684	1 *	45	0	45	41	115	118
Elko Municipal Court	20,704	2 *	374	0	374	353	284	238
Wells Municipal Court	1,388	1 *	8	0	8	7	39	39
West Wendover Municipal Court	4,474	1 *	109	0	109	109	499	464
Fifth Judicial District	48,825	2/(0.12)	417	1,442	1,859	1,391	93	53
Esmeralda County District Court	969		0	28	28	1	4	0
Nye County District Court	47,856		417	1,414	1,831	1,390	89	53
Esmeralda County								
Esmeralda Justice Court	969	1	0	2	2	9	3,354	3,925
Nye County								
Beatty Justice Court	2,080	1	109	66	175	145	1,395	1,360
Pahrump Justice Court	41,238	2	1,357	918	2,275	2,605	4,383	4,654
Tonopah Justice Court	4,538	1	182	77	259	247	3,184	3,037
Sixth Judicial District	16,989	1/(1.70)	74	768	842	1,571	111	142
Humboldt County District Court	16,989		74	768	842	1,571 ^h	111	142 ^h
Humboldt County								
Union Justice Court	16,989	1	557	638	1,195	1,215	6,423	6,011

* The judges serve in both justice and municipal courts. Carson City is a consolidated municipality and includes both Justice and Municipal Court data.

^a Totals reflect aggregate information from the Nevada Trial Courts. Information contained herein may reflect non-standard reporting and is noted by subsequent footnotes. See appendix tables B1-B9 for greater detailed statistics and clarifying footnotes.

^b Source: Nevada State Demographer 2018 certified estimates. "Township boundaries may not correspond to incorporated cities, and are estimated using a different method than the city/town estimates. Because of this, they will differ from city estimates."

^c Elected positions per NRS 3.011-3.0197, NRS 4.020, and NRS 5.020. Quasi-judicial include positions such as masters, commissioners, and referees in accordance with NRCP and JCRCP Rule 53. All information as of 6/30/2019.

^d Criminal cases include felony, gross misdemeanor, non-traffic misdemeanor, and criminal appeals. Traffic and parking cases may include juvenile traffic statistics. Counts may include reopened cases.

^f Non-criminal cases include civil, family, and juvenile (non-traffic) cases for District Court and civil cases for Justice and Municipal Courts.

^g Reopened cases are not reported or are under-reported.

^h Includes administrative case closures.

Source: Uniform System for Judicial Records, Nevada AOC, Research and Statistics Unit.

Table 1. Summary of Population, Judicial Positions, and Cases Processed by Court for Nevada Judiciary, Fiscal Year 2019.^a

Nevada Trial Courts, Population, Judicial Position, and Caseload Summaries (2 of 2)	Population as of 7/1/2018 ^b	Authorized Judicial Positions ^c Elected/(Quasi)	Non-Traffic Cases ^d				Traffic & Parking ^d	
			Criminal Cases Filed	Non-Criminal Cases Filed ^f	Total Cases Filed	Total Cases Disposed	Total Cases	Total Dispositions
Seventh Judicial District	17,884	2/(0.25)	174	588	762	854	0	0
Eureka County District Court	1,951		15	32	47	33	(j)	(j)
Lincoln County District Court	5,255		38	80	118	153	(j)	(j)
White Pine County District Court	10,678		121	476	597	668	(j)	(j)
Eureka County								
Eureka Justice Court	1,951	1	59	26	85	109	925	1,092
Lincoln County								
Meadow Valley Justice Court	3,522	1 *	114	61	175	171	1,195	1,314
Pahrangat Valley Justice Court	1,733	1	60	10	70	51	3,609	3,488
Caliente Municipal Court	1,031	1 *	1	0	1	1	0	0
White Pine County								
Ely Justice Court	10,678	1	306	383	689 ^g	577	2,685	2,390
Ely Municipal Court	4,065	1	179	0	179	163	323	333
Eighth Judicial District	2,251,175	52/(14.00)	11,602	91,178	102,780	100,737	0	0
Clark County District Court	2,251,175		11,602	91,178	102,780	100,737	(j)	(j)
Clark County								
Boulder Justice Court	16,511	1 *	118	259	377	402	1,681	1,531
Bunkerville Justice Court	1,049	1	16	8	24	21	641	684
Goodsprings Justice Court	4,582	1	230	25	255	193	10,913	9,798
Henderson Justice Court	311,369	3	2,847	8,367	11,214	9,858	5,700	6,362
Las Vegas Justice Court	1,598,382	15/(2.00)	47,986	79,932	127,918	125,648	163,217 ^g	147,406
Laughlin Justice Court	10,064	1	606	242	848	810	8,322	7,137
Mesquite Justice Court	22,677	1 *	190	271	461	478	2	2
Moapa Justice Court	1,771	1	57	20	77	70	1,889	1,766
Moapa Valley Justice Court	7,572	1	122	50	172	144	1,172	998
North Las Vegas Justice Court	276,001	3	3,538	8,092	11,630	8,973	1,138	1,080
Searchlight Justice Court	1,197	1	70	22	92	76	3,830	3,271
Boulder Municipal Court	16,298	1 *	392	6	398	356	3,752	3,151
Henderson Municipal Court	294,359	3	10,117	121	10,238 ^k	8,908	38,593 ^k	33,814
Las Vegas Municipal Court	629,649	6/(1.00)	23,155	847	24,002	23,281	60,462	59,580
Mesquite Municipal Court	19,991	1 *	656	7	663	602	1,528	1,500
North Las Vegas Municipal Court	240,708	1	5,162	130	5,292	5,382	23,607	24,475
Ninth Judicial District	49,070	2/(0.50)	198	1,001	1,199	1,470	148	120
Douglas County District Court	49,070		198	1,001	1,199 ^g	1,470	148 ^g	120
Douglas County								
East Fork Justice Court	41,086	1	1,194	968	2,162	2,137	4,835	5,048
Tahoe Justice Court	7,984	1	843	124	967	851	3,216	2,901
Tenth Judicial District	25,628	1/(0.58)	244	1,431	1,675	1,642	35	111
Churchill County District Court	25,628		244	1,431	1,675	1,642	35	111 ^h
Churchill County								
New River Justice Court	25,628	1	803	866	1,669	2,138 ^h	4,749	4,807
Fallon Municipal Court	8,874	1	415	0	415	384	693	700
Eleventh Judicial District	17,613	1/(1.60)	169	659	828	787	68	60
Lander County District Court	6,065		48	257	305	310	28	26
Mineral County District Court	4,690		41	103	144	87	17	4
Pershing County District Court	6,858		80	299	379	390 ^h	23	30
Lander County								
Argenta Justice Court	5,775	1	163	196	359	367	1,645	1,703
Austin Justice Court	290	1	8	6	14	39 ^h	1,207	1,040
Mineral County								
Hawthorne Justice Court	4,690	1	409	159	568	288 ⁱ	6,143	2,345 ^h
Pershing County								
Lake Justice Court	6,858	1	317	188	505	439	1,343	1,377

* The judges serve in both justice and municipal courts.
^a Totals reflect aggregate information from the Nevada Trial Courts. Information contained herein may reflect non-standard reporting and is noted by subsequent footnotes. See appendix tables B1-B9 for greater detailed statistics and clarifying footnotes.
^b Source: Nevada State Demographer 2018 certified estimates. "Township boundaries may not correspond to incorporated cities, and are estimated using a different method than the city/town estimates. Because of this, they will differ from city estimates."
^c Elected positions per NRS 3.011-3.0197, NRS 4.020, and NRS 5.020. Quasi-judicial include positions such as masters, commissioners, and referees in accordance with NRCP and JCRCP Rule 53. All information as of 6/30/2019.
^d Criminal cases include felony, gross misdemeanor, non-traffic misdemeanor, and criminal appeals. Traffic and parking cases may include juvenile traffic statistics. Counts may include reopened cases.
^f Non-criminal cases include civil, family, and juvenile (non-traffic) cases for District Court and civil cases for Justice and Municipal Courts.
^g Reopened cases are not reported or are under-reported.
^h Includes administrative case closures.
ⁱ Juvenile traffic violations handled and reported by Justice Courts.
^k Reopen counts over-reported.
^j Incomplete data.

Source: Uniform System for Judicial Records, Nevada AOC, Research and Statistics Unit.

Table A1. Summary of District Court Criminal and Civil Cases, Fiscal Years 2018-19.^a

(See Table A3 for Juvenile Traffic.)

Court	Criminal (Non-Traffic) Cases ^b						Civil Cases					
	Filed		Disposed		Pending		Filed		Disposed		Pending	
	FY 2018	FY 2019	FY 2018	FY 2019	FY 2019 Active	FY 2019 Inactive	FY 2018	FY 2019	FY 2018	FY 2019	FY 2019 Active	FY 2019 Inactive
First Judicial District												
Carson City District Court	365	338	260	267	112 ^c	- ^d	542	521	403	391	631 ^c	- ^d
Storey County District Court	6	12	2	0	81 ^c	- ^d	25	37	46	3	0 ^c	- ^d
Second Judicial District												
Washoe County District Court	3,199	3,159	2,304	2,089	548	913	3,382	3,317	3,579	3,345	1,556	139
Third Judicial District												
Lyon County District Court	306	389	328	353	135	144	321	357	305	423	1,135	15
Fourth Judicial District												
Elko County District Court	602	644	578	598	237	82	351	294	320	294	258	0
Fifth Judicial District												
Esmeralda County District Court	0	0	1	0	11	11	17	20	4	1	74	61
Nye County District Court	348	417	370	356	384	305	414	476	216	273	3,039	72
Sixth Judicial District												
Humboldt County District Court	98	74	139 ^f	98 ^f	81	68	227	123	215	131	301	3
Seventh Judicial District												
Eureka County District Court	5	15	3	13	7	1	16	13	13	10	18	0
Lincoln County District Court	46	38	39	55	21	26	49	31	34	41	105	3
White Pine County District Court	142	121	154	148	68	46	216	174	164	202	128	0
Eighth Judicial District												
Clark County District Court	11,865	11,602	12,249	11,965	5,965	7,696	23,516	25,246	25,762	24,219	30,687	1,317
Ninth Judicial District												
Douglas County District Court ^g	176	198	153	170	1,521	- ^d	321	311	403	447	3,206	- ^d
Tenth Judicial District												
Churchill County District Court	202	244	232	214	69	108	164	130	166	125	91	5
Eleventh Judicial District												
Lander County District Court	59	48	62	45	39	7	29	38	26	46	170	48
Mineral County District Court	31	41	49	19	109	17	25	27	6	19	461	263
Pershing County District Court	85	80	91	69	96	23	100	124	160 ^f	113	171	0
Total	17,535	17,420	17,014	16,459	9,484	9,447	29,715	31,239	31,822	30,083	42,031	1,926

^a Case statistics include cases that may have been reopened. Pending cases reported by the courts as of June 30, 2019.

^b Includes criminal appeals of limited jurisdiction courts.

^c Estimated from fiscal years 2015-19 new filings less dispositions. Reopened cases not included.

^d Statistic not reported by the court.

^f Includes administrative case closures.

^g Reopened cases not reported or under-reported.

Source: Uniform System for Judicial Records, Nevada AOC, Research and Statistics Unit.

Table A2. Summary of District Court Family and Juvenile Cases, Fiscal Years 2018-19.^a

(See Table A3 for Juvenile Traffic.)

Court	Family Cases						Juvenile (Non-Traffic) Cases					
	Filed		Disposed		Pending		Filed		Disposed		Pending	
	FY 2018	FY 2019	FY 2018	FY 2019	FY 2019 Active	FY 2019 Inactive	FY 2018	FY 2019	FY 2018	FY 2019	FY 2019 Active	FY 2019 Inactive
First Judicial District												
Carson City District Court	1,295	1,477	1,115	1,333	0 ^b	- ^c	203	305	138	261	0 ^b	- ^c
Storey County District Court	23	25	22	1	24 ^b	- ^c	1	6	1	4	0 ^b	- ^c
Second Judicial District												
Washoe County District Court	11,194	12,073	9,574	9,566	1,643	13	1,384 ^d	1,403 ^d	1,148	1,541	691	116
Third Judicial District												
Lyon County District Court	788	1,053	809	1,039	863	5	189	179	233 ^f	260 ^f	329	21
Fourth Judicial District												
Elko County District Court	1,067	987	968	908	374	0	272	216	282	189	93	64
Fifth Judicial District												
Esmeralda County District Court	4	6	0	0	25	8	1	2	1	0	11	8
Nye County District Court	644	625	475	470	4,252	48	393	313	251	291	3,709	388
Sixth Judicial District												
Humboldt County District Court	529	549	596	839 ^f	846	0	101	96	113	503 ^f	262	3
Seventh Judicial District												
Eureka County District Court	15	14	11	6	16	0	5	5	9	4	2	0
Lincoln County District Court	44	35	34	40	68	16	12	14	6	17	42	0
White Pine County District Court	156	170	134 ^r	163	106	0	118	132	105	155	16	2
Eighth Judicial District												
Clark County District Court	63,650	59,481	68,060 ^g	59,159	25,489	3,248	6,668	6,451	5,971	5,394	19,154	768
Ninth Judicial District												
Douglas County District Court ^d	591	589	697	750	3,982	- ^c	91	101	71	103	280	- ^c
Tenth Judicial District												
Churchill County District Court	1,093	1,072	1,024	1,074	310	20	368	229	336	229	22	17
Eleventh Judicial District												
Lander County District Court	168	176	146	188	156	25	17	43	18	31	146	0
Mineral County District Court	62	59	61	49	1,254	538	9	17	0	0	351	558
Pershing County District Court	94	83	136 ^f	70	125	0	146	92	185 ^f	138 ^f	32	0
Total	81,417	78,474	83,862^f	75,655	39,533	3,921	9,978	9,604	8,868	9,120	25,140	1,945

^a Case statistics include cases that may have been reopened. Pending cases reported by the courts as of June 30, 2019.

^b Estimated from fiscal years 2015-19 new filings less dispositions. Reopened cases not included.

^c Statistic not reported by the court.

^d Reopened cases not reported or under-reported.

^f Includes administrative case closures.

^g Include administrative closures for protection order cases.

^r Revised from previous publications.

Source: Uniform System for Judicial Records, Nevada AOC, Research and Statistics Unit.

Table A3. Summary of Juvenile Traffic Cases Filed and Disposed in District Court, Fiscal Years 2018-19.^a

Court	Cases Filed		Charges Filed		Cases Disposed	
	FY 2018	FY 2019	FY 2018	FY 2019	FY 2018	FY 2019
First Judicial District						
Carson City District Court	290	216	396	302	100	92
Storey County District Court	2	0	2	0	3	1
Second Judicial District						
Washoe County District Court	1,330	1,202	1,897	1,712	1,283	1,259
Third Judicial District						
Lyon County District Court	221	206	295	312	216	205
Fourth Judicial District						
Elko County District Court	280	270	355	279	252	284
Fifth Judicial District						
Esmeralda County District Court	5	4	5	4	0	0
Nye County District Court	84	89	96	102	17	53
Sixth Judicial District						
Humboldt County District Court	105	111	131	129	152 ^b	142 ^b
Seventh Judicial District						
Eureka County District Court	(c)	(c)	(c)	(c)	(c)	(c)
Lincoln County District Court	(c)	(c)	(c)	(c)	(c)	(c)
White Pine County District Court	(c)	(c)	(c)	(c)	(c)	(c)
Eighth Judicial District						
Clark County District Court	(c)	(c)	(c)	(c)	(c)	(c)
Ninth Judicial District						
Douglas County District Court ^d	155	148	187	205	132	120
Tenth Judicial District						
Churchill County District Court	139	35	170	46	108	111 ^b
Eleventh Judicial District						
Lander County District Court	30	28	42	33	43	26
Mineral County District Court	20	17	26	27	20	4
Pershing County District Court	24	23	30	28	15	30
Total	2,685	2,349	3,632	3,179	2,341	2,327

^a Table contains juvenile traffic statistics (see appendix table B9). Case statistics include cases that may have been reopened.

^b Includes administrative case closures.

^c Juvenile traffic violations handled and reported by Justice Courts.

^d Reopen cases not reported.

Source: Uniform System for Judicial Records, Nevada AOC, Research and Statistics Unit.

Table A4. Summary of Justice Court Cases Filed and Disposed, Fiscal Years 2018-19.^a

(See Table A5 for traffic data.)

Court	Criminal Cases				Civil Cases			
	Filed		Disposed		Filed		Disposed	
	FY 2018	FY 2019	FY 2018	FY 2019	FY 2018	FY 2019	FY 2018	FY 2019
First Judicial District								
Carson City								
Carson City Justice Court ^b	2,381	2,198	1,663	1,424	3,244	3,290	2,801	3,157
Storey County								
Virginia City Justice Court	154	211	103	161	77	85	57	59
Second Judicial District								
Washoe County								
Incline Village Justice Court	256	281	261	260	204	164	176	209
Reno Justice Court	6,214	5,935	6,543	5,398	8,976	9,237	8,301	9,961
Sparks Justice Court	3,008	2,851	3,151	2,767	4,751	4,567	4,919	4,439
Wadsworth Justice Court	36	49	36	42	29	16	13	6
Third Judicial District								
Lyon County								
Canal Justice Court	296	323	297	333	1,070	978	1,055	1,078
Dayton Justice Court	409	475	352	439	920	834	798	828
Walker River Justice Court	474	516	407	508	690	869	665	858
Fourth Judicial District								
Elko County								
Carlin Justice Court	98	101	87	100	79	76	64	47
Eastline Justice Court	127	99	107	89	110	105	171 ^c	151 ^c
Elko Justice Court	1,924 ^d	1,941	2,172	1,863	1,562	1,606	2,084 ^c	1,611
Wells Justice Court	301 ^d	125	141	91	35 ^d	80	31	39
Fifth Judicial District								
Esmeralda County								
Esmeralda Justice Court	2	0	2	4	3	2	7	5
Nye County								
Beatty Justice Court	82	109	76	109	54	66	38	36
Pahrump Justice Court	1,268	1,357	1,383	1,717	967	918	896	888
Tonopah Justice Court	173	182	175	169	85	77	72	78
Sixth Judicial District								
Humboldt County								
Union Justice Court	692	557	688	630	602	638	543	585
Seventh Judicial District								
Eureka County								
Eureka Justice Court	71	59	51	79	33	26	32	30
Lincoln County								
Meadow Valley Justice Court	118	114	104	125	49	61	50	46
Pahrnanagat Valley Justice Court	59	60	57	50	5	10	4	1
White Pine County								
Ely Justice Court	299	306	276	275	380	383	264	302
Eighth Judicial District								
Clark County								
Boulder Justice Court	110	118	105	107	275	259	251	295
Bunkerville Justice Court	17	16	16	17	3	8	4	4
Goodsprings Justice Court	199	230	171	181	23	25	20	12
Henderson Justice Court	2,664	2,847	2,302	2,757	7,504	8,367	6,318	7,101
Las Vegas Justice Court	45,211	47,986	44,011	46,791	79,274	79,932	76,776	78,857
Laughlin Justice Court	694	606	722	613	222	242	208	197
Mesquite Justice Court	194	190	264 ^c	217	268	271	203	261
Moapa Justice Court	69	57	59	49	14	20	9	21
Moapa Valley Justice Court	134	122	126	95	60	50	33	49
North Las Vegas Justice Court	3,167	3,538	2,896	3,326	8,274	8,092	6,002	5,647
Searchlight Justice Court	79	70	74	55	16	22	8	21
Ninth Judicial District								
Douglas County								
East Fork Justice Court	1,230	1,194	1,079	1,194	1,010	968	750	943
Tahoe Justice Court	899	843	697	752	136	124	124	99
Tenth Judicial District								
Churchill County								
New River Justice Court	807	803	661	888	800	866	770	1,250 ^c
Eleventh Judicial District								
Lander County								
Argenta Justice Court	220	163	216	186	167	196	171	181
Austin Justice Court	25	8	23	36 ^c	5	6	7	3
Mineral County								
Hawthorne Justice Court	452	409	237 ⁱ	198 ⁱ	205	159	369 ^c	90
Pershing County								
Lake Justice Court	395	317	342	290	165	188	97	149
Total	75,008	77,366	72,133	74,385	122,346	123,883	115,161	119,594

^a Case statistics include cases that may have been reopened.

^b Carson City Justice Court includes Municipal Court information.

^c Includes administrative case closures.

^d Reopened (cases) under-reported.

ⁱ Incomplete data.

Source: Uniform System for Judicial Records, Nevada AOC, Research and Statistics Unit.

Table A5. Summary of Justice Court Traffic Cases Filed and Disposed, Fiscal Years 2018-19.^a

Court	Cases Filed		Charges Filed		Cases Disposed	
	FY 2018	FY 2019	FY 2018	FY 2019	FY 2018	FY 2019
First Judicial District						
Carson City						
Carson City Justice Court ^b	11,995	9,687	15,188	12,411	11,042	9,912
Storey County						
Virginia City Justice Court	1,912	2,060	2,430	2,719	1,625	1,877
Second Judicial District						
Washoe County						
Incline Village Justice Court	2,495	1,866	2,870	2,206	2,256	1,812
Reno Justice Court	24,353	20,684	29,555	25,913	22,976	21,062
Sparks Justice Court	8,434	6,517	9,972	8,136	8,388	6,232
Wadsworth Justice Court	2,235	2,544	2,607	2,972	2,089	2,390
Third Judicial District						
Lyon County						
Canal Justice Court	1,256	1,066	1,571	1,288	1,159	1,149
Dayton Justice Court	3,661	3,303	4,526	4,036	3,552	3,316
Walker River Justice Court	2,676	3,105	3,190	3,677	2,221	3,010
Fourth Judicial District						
Elko County						
Carlin Justice Court	582	875	668	973	520	770
Eastline Justice Court	638	640	723	811	617	534
Elko Justice Court	6,861	7,137	17,250	8,136	5,776	6,466
Wells Justice Court	4,840 ^c	4,579	5,885	5,033	4,237	4,225
Fifth Judicial District						
Esmeralda County						
Esmeralda Justice Court	4,045	3,354	4,468	3,354	4,068	3,925
Nye County						
Beatty Justice Court	1,074	1,395	1,274	1,580	898	1,360
Pahrump Justice Court	4,546	4,383	5,433	5,183	4,314	4,654
Tonopah Justice Court	3,474	3,184	3,874	3,542	3,605	3,037
Sixth Judicial District						
Humboldt County						
Union Justice Court	6,812	6,423	8,030	7,365	6,538	6,011
Seventh Judicial District						
Eureka County						
Eureka Justice Court	1,804	925	1,975	1,027	1,530	1,092
Lincoln County						
Meadow Valley Justice Court	1,084	1,195	1,185	1,292	1,011	1,314
Pahrnanagat Valley Justice Court	3,112	3,609	3,387	3,919	2,859	3,488
White Pine County						
Ely Justice Court	1,956	2,685	2,142	2,946	2,009	2,390
Eighth Judicial District						
Clark County						
Boulder Justice Court	657	1,681	755	1,817	677	1,531
Bunkerville Justice Court	882	641	1,011	735	928	684
Goodsprings Justice Court	9,359	10,913	11,267	12,838	9,319	9,798
Henderson Justice Court	6,781	5,700	8,376	7,290	6,691	6,362
Las Vegas Justice Court ^c	163,287	163,217	213,079	206,675	171,044 ^d	147,406
Laughlin Justice Court	5,402	8,322	6,815	10,226	7,569 ^d	7,137
Mesquite Justice Court	1	2	20	16	1	2
Moapa Justice Court	1,317	1,889	1,517	2,111	1,243	1,766
Moapa Valley Justice Court	985	1,172	1,205	1,381	890	998
North Las Vegas Justice Court	965	1,138	1,752	2,160	935	1,080
Searchlight Justice Court	1,614	3,830	1,899	4,323	1,593	3,271
Ninth Judicial District						
Douglas County						
East Fork Justice Court	5,875	4,835	7,297	5,984	5,539	5,048
Tahoe Justice Court	3,671	3,216	4,408	3,983	3,184	2,901
Tenth Judicial District						
Churchill County						
New River Justice Court	4,604	4,749	5,532	5,697	2,843	4,807
Eleventh Judicial District						
Lander County						
Argenta Justice Court	2,290	1,645	2,758	1,883	2,320	1,703
Austin Justice Court	840	1,207	916	1,321	779	1,040
Mineral County						
Hawthorne Justice Court	7,047	6,143	8,146	6,965	1,103 ⁱ	2,345 ⁱ
Pershing County						
Lake Justice Court	2,835	1,343	3,285	1,571	2,948	1,377
Total	318,257	312,859	408,241	385,495	312,896	289,282

^a Table contains adult traffic and parking statistics (see table B5-1). Case and charge information may include juvenile traffic statistics (see table B9). Case statistics include cases that may have been reopened.

^b Carson City Justice Court includes Municipal Court information.

^c Reopened (cases) under-reported or not reported.

^d Includes administrative closures.

ⁱ Incomplete data.

Source: Uniform System for Judicial Records, Nevada AOC, Research and Statistics Unit.

Table A6. Summary of Municipal Court Cases Filed and Disposed, Fiscal Years 2018-19.^a

(See Table A7 for traffic data.)

Court	Criminal Cases				Civil Cases			
	Filed		Disposed		Filed		Disposed	
	FY 2018	FY 2019	FY 2018	FY 2019	FY 2018	FY 2019	FY 2018	FY 2019
First Judicial District								
Carson City								
Carson City Municipal Court	(b)	(b)	(b)	(b)	(b)	(b)	(b)	(b)
Second Judicial District								
Washoe County								
Reno Municipal Court	9,998	9,174	8,964	8,346	131	119	130	115
Sparks Municipal Court	1,769 ^c	1,923 ^c	2,237	2,442	41	31	31	26
Third Judicial District								
Lyon County								
Fernley Municipal Court	373	434	308	409	1	0	0	0
Yerington Municipal Court ^c	67	78	82	60	0	0	0	0
Fourth Judicial District								
Elko County								
Carlin Municipal Court	107	45	120	41	0	0	0	0
Elko Municipal Court	361	374	384	352	1	0	1	1
Wells Municipal Court	38 ^c	8	12	7	0 ^c	0	0	0
West Wendover Municipal Court	121	109	122	109	0	0	0	0
Seventh Judicial District								
Lincoln County								
Caliente Municipal Court	0	1	0	1	0	0	0	0
White Pine County								
Ely Municipal Court ^c	156	179	154	163	0	0	0	0
Eighth Judicial District								
Clark County								
Boulder Municipal Court	372	392	343	356	1	6	0	0
Henderson Municipal Court ^d	5,659	10,117 ^f	5,701	8,765	140	121	148	143
Las Vegas Municipal Court	20,749	23,155	22,566	22,376	1,730 ^c	847	2,362	905
Mesquite Municipal Court	670	656	552	597	5	7	4	5
North Las Vegas Municipal Court	5,413	5,162	4,632	5,255	179	130	147	127
Tenth Judicial District								
Churchill County								
Fallon Municipal Court	370	415	298	384	2	0	0	0
Total	46,223	52,222	46,475	49,663	2,231	1,261	2,823	1,322

^a Case statistics include cases that may have been reopened.

^b Carson City is a consolidated municipality and statistics are reported in the Justice Court tables.

^c Reopen counts not reported or under-reported.

^d Criminal case increases due in part to improved case tracking.

^f Reopen counts over-reported.

Source: Uniform System for Judicial Records, Nevada AOC, Research and Statistics Unit.

**Table A7. Summary of Municipal Court Traffic Cases Filed and Disposed,
Fiscal Years 2018-19.^a**

Court	Cases Filed		Charges Filed		Cases Disposed	
	FY 2018	FY 2019	FY 2018	FY 2019	FY 2018	FY 2019
First Judicial District						
Carson City						
Carson City Municipal Court	(b)	(b)	(b)	(b)	(b)	(b)
Second Judicial District						
Washoe County						
Reno Municipal Court	10,727	11,169	15,094	15,085	10,125	11,098
Sparks Municipal Court ^c	3,682	3,785	5,525	5,837	4,246	4,435
Third Judicial District						
Lyon County						
Fernley Municipal Court	2,315	3,227	2,936	4,181	2,010	3,025
Yerington Municipal Court ^c	377	99	474	143	375	87
Fourth Judicial District						
Elko County						
Carlin Municipal Court	179	115	186	117	159	118
Elko Municipal Court	132	284	191	338	189	238
Wells Municipal Court	196 ^c	39	246	49	217	39
West Wendover Municipal Court	452	499	514	556	452	464
Seventh Judicial District						
Lincoln County						
Caliente Municipal Court	0	0	0	0	0	0
White Pine County						
Ely Municipal Court ^c	374	323	470	447	354	333
Eighth Judicial District						
Clark County						
Boulder Municipal Court	2,365	3,752	3,259	4,755	2,133	3,151
Henderson Municipal Court ^d	21,138	38,593 ^f	27,037	40,052	21,395	33,814
Las Vegas Municipal Court	64,744	60,462	86,817	79,654	62,723	59,580
Mesquite Municipal Court	1,819	1,528	2,533	2,041	1,610	1,500
North Las Vegas Municipal Court	20,336	23,607	28,677	36,594	17,140	24,475
Tenth Judicial District						
Churchill County						
Fallon Municipal Court	859	693	1,278	1,029	767	700
Total	129,695	148,175	175,237	190,878	123,895	143,057

^a Table contains adult traffic and parking statistics (see table B7-1). Case and charge information may include juvenile traffic statistics (see table B9). Case statistics include cases that may have been reopened.

^b Carson City is a consolidated municipality and statistics are reported in the Justice Court tables.

^c Reopened (cases) under-reported or not reported.

^d Case increases due in part to improved case tracking.

^f Reopen counts over-reported.

Source: Uniform System for Judicial Records, Nevada AOC, Research and Statistics Unit.

Table B1-1. Criminal Caseload Processed by District Courts in Nevada, Fiscal Year 2019.

District Court, Criminal Caseload, Aggregate (1 of 2)			Felony, Total	Gross Misdemeanor, Total	Criminal Appeal from LJ Courts	Totals	
Totals^a	Nevada District Courts	New Filings (cases)	10,719	1,791	151	12,661	
		Reopened (cases)	4,238	517	4	4,759	
		Charges	19,960	2,488	0	22,448	
		Grand Total Dispositions	14,214	2,130	115	16,459	
		Total Non-Trial Dispositions	14,046	2,124	115	16,285	
		Total Bench Trial Dispositions	12	3	0	15	
		Total Jury Trial Dispositions	156	3	0	159	
1st Judicial District	Carson City District Court	New Filings (cases)	235	26	7	268	
		Reopened (cases)	62	7	1	70	
		Charges	313	31	0	344	
		Grand Total Dispositions	242	25	0	267	
		Total Non-Trial Dispositions	238	25	0	263	
		Total Bench Trial Dispositions	0	0	0	0	
			Total Jury Trial Dispositions	4	0	0	4
	Storey County District Court	New Filings (cases)	10	2	0	12	
		Reopened (cases)	0	0	0	0	
		Charges	11	2	0	13	
		Grand Total Dispositions	0	0	0	0	
		Total Non-Trial Dispositions	0	0	0	0	
Total Bench Trial Dispositions		0	0	0	0		
		Total Jury Trial Dispositions	0	0	0		
2nd Judicial District	Washoe County District Court	New Filings (cases)	1,872	447	28	2,347	
		Reopened (cases)	667	145	0	812	
		Charges	2,650	620	0	3,270	
		Grand Total Dispositions	1,668	421	0	2,089	
		Total Non-Trial Dispositions	1,638	420	0	2,058	
		Total Bench Trial Dispositions	0	0	0	0	
		Total Jury Trial Dispositions	30	1	0	31	
3rd Judicial District	Lyon County District Court	New Filings (cases)	239	53	1	293	
		Reopened (cases)	85	11	0	96	
		Charges	338	79	0	417	
		Grand Total Dispositions	294	59	0	353	
		Total Non-Trial Dispositions	288	59	0	347	
		Total Bench Trial Dispositions	0	0	0	0	
		Total Jury Trial Dispositions	6	0	0	6	
4th Judicial District	Elko County District Court	New Filings (cases)	305	137	9	451	
		Reopened (cases)	141	51	1	193	
		Charges	537	149	0	686	
		Grand Total Dispositions	439	150	9	598	
		Total Non-Trial Dispositions	427	150	9	586	
		Total Bench Trial Dispositions	0	0	0	0	
		Total Jury Trial Dispositions	12	0	0	12	
5th Judicial District	Esmeralda County District Court	New Filings (cases)	0	0	0	0	
		Reopened (cases)	0	0	0	0	
		Charges	0	0	0	0	
		Grand Total Dispositions	0	0	0	0	
		Total Non-Trial Dispositions	0	0	0	0	
		Total Bench Trial Dispositions	0	0	0	0	
			Total Jury Trial Dispositions	0	0	0	
	Nye County District Court	New Filings (cases)	294	31	1	326	
		Reopened (cases)	78	13	0	91	
		Charges	422	35	0	457	
		Grand Total Dispositions	311	45	0	356	
		Total Non-Trial Dispositions	308	45	0	353	
Total Bench Trial Dispositions		0	0	0	0		
		Total Jury Trial Dispositions	3	0	0	3	
6th Judicial District	Humboldt County District Court	New Filings (cases)	56	9	5	70	
		Reopened (cases)	2	1	1	4	
		Charges	96	10	0	106	
		Grand Total Dispositions^b	72	15	11	98^b	
		Total Non-Trial Dispositions	68	15	11	94	
		Total Bench Trial Dispositions	0	0	0	0	
		Total Jury Trial Dispositions	4	0	0	4	

^a Totals reflect aggregate information from the Nevada District Courts. Information contained herein may reflect non-standard reporting and is noted by subsequent footnotes. Case types determined by the USJR charge hierarchy defined in the Nevada Courts Statistical Reporting Dictionary.

^b Includes administrative case closures.

Source: Uniform System for Judicial Records, Nevada AOC, Research and Statistics Unit.

Table B1-1. Criminal Caseload Processed by District Courts in Nevada, Fiscal Year 2019.

District Court, Criminal Caseload, Aggregate (2 of 2)			Felony, Total	Gross Misdemeanor, Total	Criminal Appeal from LJ Courts	Totals
7th Judicial District	Eureka County District Court	New Filings (cases)	13	0	0	13
		Reopened (cases)	2	0	0	2
		Charges	53	0	0	53
		Grand Total Dispositions	11	2	0	13
		Total Non-Trial Dispositions	11	2	0	13
		Total Bench Trial Dispositions	0	0	0	0
	Lincoln County District Court	New Filings (cases)	22	7	0	29
		Reopened (cases)	6	3	0	9
		Charges	24	8	0	32
		Grand Total Dispositions	43	12	0	55
		Total Non-Trial Dispositions	38	12	0	50
		Total Bench Trial Dispositions	4	0	0	4
	White Pine County District Court	New Filings (cases)	96	5	1	102
		Reopened (cases)	18	1	0	19
		Charges	256	10	0	266
Grand Total Dispositions		137	6	5	148	
Total Non-Trial Dispositions		132	6	5	143	
Total Bench Trial Dispositions		0	0	0	0	
8th Judicial District	Clark County District Court	New Filings (cases)	7,102	1,023	90	8,215
		Reopened (cases)	3,120	266	1	3,387
		Charges	14,523	1,485	0	16,008
		Grand Total Dispositions	10,547	1,334	84	11,965
		Total Non-Trial Dispositions	10,449	1,329	84	11,862
		Total Bench Trial Dispositions	8	3	0	11
9th Judicial District	Douglas County District Court	New Filings (cases)	182	10	6	198
		Reopened (cases) ^c	-	-	-	- ^c
		Charges	339	13	0	352
		Grand Total Dispositions	157	8	5	170
		Total Non-Trial Dispositions	157	8	5	170
		Total Bench Trial Dispositions	0	0	0	0
10th Judicial District	Churchill County District Court	New Filings (cases)	169	31	3	203
		Reopened (cases)	31	10	0	41
		Charges	194	33	0	227
		Grand Total Dispositions	174	39	1	214
		Total Non-Trial Dispositions	174	39	1	214
		Total Bench Trial Dispositions	0	0	0	0
11th Judicial District	Lander County District Court	New Filings (cases)	31	1	0	32
		Reopened (cases)	11	5	0	16
		Charges	67	1	0	68
		Grand Total Dispositions	42	3	0	45
		Total Non-Trial Dispositions	42	3	0	45
		Total Bench Trial Dispositions	0	0	0	0
	Mineral County District Court	New Filings (cases)	34	6	0	40
		Reopened (cases)	1	0	0	1
		Charges	34	7	0	41
		Grand Total Dispositions	16	3	0	19
		Total Non-Trial Dispositions	15	3	0	18
		Total Bench Trial Dispositions	0	0	0	0
	Pershing County District Court	New Filings (cases)	59	3	0	62
		Reopened (cases)	14	4	0	18
		Charges	103	5	0	108
Grand Total Dispositions		61	8	0	69	
Total Non-Trial Dispositions		61	8	0	69	
Total Bench Trial Dispositions		0	0	0	0	

^c Reopened cases not reported.

Source: Uniform System for Judicial Records, Nevada AOC, Research and Statistics Unit.

Table B1-2. Criminal Caseload Processed by District Courts in Nevada, Fiscal Year 2019.

District Court, Criminal Caseload, Felony (1 of 3)			Crimes Against Persons, Felony	Domestic Violence, Felony	Older/Vulnerable Persons Abuse, Felony	Child Abuse & Neglect, Felony	Protection Order Violation, Felony	Crimes Against Property, Felony	Drugs, Felony	Weapons, Felony	Public Order, Felony	Motor Vehicle - DUI, Felony	Motor Vehicle - Reckless, Felony	Motor Vehicle - Other, Felony	Other, Felony	
Totals^a	Nevada District Courts	New Filings (cases)	2,885	229	38	186	14	3,750	2,132	723	41	363	69	93	196	
		Reopened (cases)	944	43	5	48	5	1,987	779	298	22	23	8	18	58	
		Charges	6,624	455	62	554	20	6,550	2,873	1,816	101	380	90	159	276	
		Grand Total Dispositions	3,686	281	33	199	19	5,430	2,729	922	54	451	70	105	235	
		Total Non-Trial Dispositions	3,570	274	32	194	19	5,413	2,724	918	54	445	69	104	230	
		Total Bench Trial Dispositions	4	0	0	0	0	5	1	0	0	0	0	0	2	
		Total Jury Trial Dispositions	112	7	1	5	0	12	4	4	0	6	1	1	3	
1st Judicial District	Carson City District Court	New Filings (cases)	35	3	2	5	0	95	59	6	0	16	2	5	7	
		Reopened (cases)	12	0	0	1	0	22	22	2	0	1	0	0	2	
		Charges	66	3	2	6	0	104	85	17	0	16	2	5	7	
		Grand Total Dispositions	39	4	2	7	0	79	74	8	0	14	2	4	9	
		Total Non-Trial Dispositions	36	4	2	6	0	79	74	8	0	14	2	4	9	
	Total Bench Trial Dispositions	0	0	0	0	0	0	0	0	0	0	0	0	0		
	Total Jury Trial Dispositions	3	0	0	1	0	0	0	0	0	0	0	0	0		
	Storey County District Court	New Filings (cases)	1	0	0	0	0	3	4	1	0	0	0	0	1	0
		Reopened (cases)	0	0	0	0	0	0	0	0	0	0	0	0	0	
		Charges	1	0	0	0	0	3	4	2	0	0	0	0	1	0
Grand Total Dispositions		0	0	0	0	0	0	0	0	0	0	0	0	0		
Total Non-Trial Dispositions		0	0	0	0	0	0	0	0	0	0	0	0	0		
Total Bench Trial Dispositions	0	0	0	0	0	0	0	0	0	0	0	0	0			
Total Jury Trial Dispositions	0	0	0	0	0	0	0	0	0	0	0	0	0			
2nd Judicial District	Washoe County District Court	New Filings (cases)	386	51	3	38	3	704	430	85	5	76	8	29	54	
		Reopened (cases)	118	3	0	0	0	297	172	43	2	10	0	7	15	
		Charges	592	63	3	56	3	1,020	508	172	5	79	11	47	91	
		Grand Total Dispositions	354	38	1	16	1	652	389	83	3	54	4	30	43	
		Total Non-Trial Dispositions	334	37	1	15	1	648	388	83	3	53	3	29	43	
Total Bench Trial Dispositions	0	0	0	0	0	0	0	0	0	0	0	0	0			
Total Jury Trial Dispositions	20	1	0	1	0	4	1	0	0	1	1	1	0			
3rd Judicial District	Lyon County District Court	New Filings (cases)	52	3	3	4	1	78	59	9	1	14	0	9	6	
		Reopened (cases)	21	1	1	0	0	31	22	2	1	0	0	1	5	
		Charges	87	3	3	10	1	118	68	15	2	14	0	10	7	
		Grand Total Dispositions	65	7	3	1	1	91	81	11	2	12	1	8	11	
		Total Non-Trial Dispositions	60	7	3	1	1	90	81	11	2	12	1	8	11	
Total Bench Trial Dispositions	0	0	0	0	0	0	0	0	0	0	0	0	0			
Total Jury Trial Dispositions	5	0	0	0	0	1	0	0	0	0	0	0	0			
4th Judicial District	Elko County District Court	New Filings (cases)	66	1	0	3	0	90	129	5	0	10	0	0	1	
		Reopened (cases)	8	0	0	1	0	47	78	6	0	0	0	0	1	
		Charges	124	3	0	4	0	181	176	31	2	10	0	0	6	
		Grand Total Dispositions	60	2	0	4	0	148	195	9	0	16	1	0	4	
		Total Non-Trial Dispositions	52	2	0	3	0	148	195	9	0	14	1	0	3	
Total Bench Trial Dispositions	0	0	0	0	0	0	0	0	0	0	0	0	0			
Total Jury Trial Dispositions	8	0	0	1	0	0	0	0	0	2	0	0	1			

^a Totals reflect aggregate information from the Nevada District Courts. Information contained herein may reflect non-standard reporting and is noted by subsequent footnotes. Case types determined by the USJR charge hierarchy defined in the Nevada Courts Statistical Reporting Dictionary.

Source: Uniform System for Judicial Records, Nevada AOC, Research and Statistics Unit.

Table B1-2. Criminal Caseload Processed by District Courts in Nevada, Fiscal Year 2019.

District Court, Criminal Caseload, Felony (2 of 3)			Crimes Against Persons, Felony	Domestic Violence, Felony	Older/Vulnerable Persons Abuse, Felony	Child Abuse & Neglect, Felony	Protection Order Violation, Felony	Crimes Against Property, Felony	Drugs, Felony	Weapons, Felony	Public Order, Felony	Motor Vehicle - DUI, Felony	Motor Vehicle - Reckless, Felony	Motor Vehicle - Other, Felony	Other, Felony	
5th Judicial District	Esmeralda County District Court	New Filings (cases)	0	0	0	0	0	0	0	0	0	0	0	0	0	
		Reopened (cases)	0	0	0	0	0	0	0	0	0	0	0	0	0	0
		Charges	0	0	0	0	0	0	0	0	0	0	0	0	0	0
		Grand Total Dispositions	0	0	0	0	0	0	0	0	0	0	0	0	0	0
		Total Non-Trial Dispositions	0	0	0	0	0	0	0	0	0	0	0	0	0	0
		Total Bench Trial Dispositions	0	0	0	0	0	0	0	0	0	0	0	0	0	0
		Total Jury Trial Dispositions	0	0	0	0	0	0	0	0	0	0	0	0	0	0
	Nye County District Court	New Filings (cases)	69	1	0	3	0	52	136	16	4	5	0	4	4	
		Reopened (cases)	21	0	0	1	0	13	35	6	0	0	0	2	0	
		Charges	133	2	0	6	0	75	164	16	4	5	0	5	12	
		Grand Total Dispositions	79	1	0	4	0	56	145	13	2	4	0	4	3	
		Total Non-Trial Dispositions	77	1	0	4	0	56	145	13	2	4	0	4	2	
		Total Bench Trial Dispositions	0	0	0	0	0	0	0	0	0	0	0	0	0	
		Total Jury Trial Dispositions	2	0	0	0	0	0	0	0	0	0	0	0	1	
6th Judicial District	Humboldt County District Court	New Filings (cases)	16	0	0	0	0	11	24	0	0	4	1	0	0	
		Reopened (cases)	0	0	0	0	0	0	1	0	0	0	1	0	0	
		Charges	46	0	0	0	0	15	30	0	0	4	1	0	0	
		Grand Total Dispositions^b	11	0	0	0	0	11	48	0	0	1	1	0	0	
		Total Non-Trial Dispositions	10	0	0	0	0	10	47	0	0	0	1	0	0	
		Total Jury Trial Dispositions	1	0	0	0	0	1	1	0	0	1	0	0	0	
7th Judicial District	Eureka County District Court	New Filings (cases)	1	1	0	0	0	2	6	2	0	0	0	1	0	
		Reopened (cases)	1	0	0	0	0	0	1	0	0	0	0	0	0	
		Charges	3	2	0	0	0	22	10	14	0	0	0	2	0	
		Grand Total Dispositions	1	1	0	0	0	2	6	1	0	0	0	0	0	
		Total Non-Trial Dispositions	1	1	0	0	0	2	6	1	0	0	0	0	0	
		Total Jury Trial Dispositions	0	0	0	0	0	0	0	0	0	0	0	0	0	
	Lincoln County District Court	New Filings (cases)	2	0	0	0	0	4	13	1	0	0	0	1	1	
		Reopened (cases)	0	0	0	0	0	3	3	0	0	0	0	0	0	
		Charges	2	0	0	0	0	5	14	1	0	0	0	1	1	
		Grand Total Dispositions	5	0	0	0	0	12	22	0	0	0	0	1	3	
		Total Non-Trial Dispositions	5	0	0	0	0	11	21	0	0	0	0	1	0	
		Total Jury Trial Dispositions	0	0	0	0	0	1	1	0	0	0	0	0	2	
	White Pine County District Court	New Filings (cases)	16	3	0	2	0	14	43	6	0	5	2	3	2	
		Reopened (cases)	1	0	0	0	0	6	8	2	0	0	0	0	1	
		Charges	29	12	0	2	0	77	109	12	0	5	2	6	2	
Grand Total Dispositions		17	3	0	1	0	22	77	8	0	5	0	2	2		
Total Non-Trial Dispositions		14	2	0	1	0	22	76	8	0	5	0	2	2		
Total Jury Trial Dispositions		3	1	0	0	0	0	1	0	0	0	0	0	0		

^b Includes administrative case closures.

Source: Uniform System for Judicial Records, Nevada AOC, Research and Statistics Unit.

Table B1-2. Criminal Caseload Processed by District Courts in Nevada, Fiscal Year 2019.

District Court, Criminal Caseload, Felony (3 of 3)				Crimes Against Persons, Felony	Domestic Violence, Felony	Older/Vulnerable Persons Abuse, Felony	Child Abuse & Neglect, Felony	Protection Order Violation, Felony	Crimes Against Property, Felony	Drugs, Felony	Weapons, Felony	Public Order, Felony	Motor Vehicle - DUI, Felony	Motor Vehicle - Reckless, Felony	Motor Vehicle - Other, Felony	Other, Felony
8th Judicial District	Clark County District Court	New Filings (cases)	2,157	162	27	129	10	2,597	1,004	577	30	207	56	34	112	
		Reopened (cases)	751	39	4	45	5	1,559	409	232	19	12	7	7	31	
		Charges	5,389	363	46	467	16	4,759	1,372	1,513	87	221	74	76	140	
		Grand Total Dispositions	2,968	222	25	163	17	4,259	1,487	777	46	324	60	52	147	
		Total Non-Trial Dispositions	2,894	217	24	161	17	4,249	1,486	774	46	322	60	52	147	
		Total Bench Trial Dispositions	4	0	0	0	0	4	0	0	0	0	0	0	0	
		Total Jury Trial Dispositions	70	5	1	2	0	6	1	3	0	2	0	0	0	
9th Judicial District	Douglas County District Court	New Filings (cases)	32	2	2	1	0	36	85	5	0	15	0	2	2	
		Reopened (cases)^c	-	-	-	-	-	-	-	-	-	-	-	-	-	
		Charges	67	2	6	1	0	90	149	5	0	15	0	2	2	
		Grand Total Dispositions	28	1	2	1	0	35	72	3	0	10	1	1	3	
		Total Non-Trial Dispositions	28	1	2	1	0	35	72	3	0	10	1	1	3	
		Total Bench Trial Dispositions	0	0	0	0	0	0	0	0	0	0	0	0	0	
		Total Jury Trial Dispositions	0	0	0	0	0	0	0	0	0	0	0	0		
10th Judicial District	Churchill County District Court	New Filings (cases)	29	2	0	0	0	54	62	4	0	9	0	2	7	
		Reopened (cases)	5	0	0	0	0	8	15	2	0	0	0	0	1	
		Charges	37	2	0	0	0	65	65	6	0	9	0	2	8	
		Grand Total Dispositions	39	2	0	0	0	51	62	5	0	9	0	1	5	
		Total Non-Trial Dispositions	39	2	0	0	0	51	62	5	0	9	0	1	5	
		Total Bench Trial Dispositions	0	0	0	0	0	0	0	0	0	0	0	0	0	
		Total Jury Trial Dispositions	0	0	0	0	0	0	0	0	0	0	0	0		
11th Judicial District	Lander County District Court	New Filings (cases)	3	0	0	0	0	6	20	2	0	0	0	0	0	
		Reopened (cases)	1	0	0	0	0	1	7	2	0	0	0	0	0	
		Charges	5	0	0	0	0	10	46	6	0	0	0	0	0	
		Grand Total Dispositions	0	0	0	0	0	10	30	1	0	0	0	0	1	
		Total Non-Trial Dispositions	0	0	0	0	0	10	30	1	0	0	0	0	1	
		Total Bench Trial Dispositions	0	0	0	0	0	0	0	0	0	0	0	0	0	
			Total Jury Trial Dispositions	0	0	0	0	0	0	0	0	0	0	0	0	
	Mineral County District Court	New Filings (cases)	5	0	0	0	0	1	24	2	1	0	0	1	0	
		Reopened (cases)	0	0	0	0	0	0	1	0	0	0	0	0	0	
		Charges	5	0	0	0	0	1	24	2	1	0	0	1	0	
		Grand Total Dispositions	0	0	0	0	0	0	12	1	1	1	0	1	0	
		Total Non-Trial Dispositions	0	0	0	0	0	0	12	0	1	1	0	1	0	
		Total Bench Trial Dispositions	0	0	0	0	0	0	0	0	0	0	0	0	0	
			Total Jury Trial Dispositions	0	0	0	0	0	0	1	0	0	0	0	0	
	Pershing County District Court	New Filings (cases)	15	0	1	1	0	3	34	2	0	2	0	1	0	
Reopened (cases)		5	0	0	0	0	0	5	1	0	0	0	1	2		
Charges		38	0	2	2	0	5	49	4	0	2	0	1	0		
Grand Total Dispositions		20	0	0	2	0	2	29	2	0	1	0	1	4		
Total Non-Trial Dispositions		20	0	0	2	0	2	29	2	0	1	0	1	4		
Total Bench Trial Dispositions		0	0	0	0	0	0	0	0	0	0	0	0	0		
		Total Jury Trial Dispositions	0	0	0	0	0	0	0	0	0	0	0	0		

^c Reopened cases not reported.

Source: Uniform System for Judicial Records, Nevada AOC, Research and Statistics Unit.

Table B1-2. Criminal Caseload Processed by District Courts in Nevada, Fiscal Year 2019.

District Court, Criminal Caseload, Gross Misdemeanor (1 of 3)			Crimes Against Persons, Gross Misdemeanor	Domestic Violence, Gross Misdemeanor	Older/Vulnerable Persons Abuse, Gross Misdemeanor	Child Abuse & Neglect, Gross Misdemeanor	Protection Order Violation, Gross Misdemeanor	Crimes Against Property, Gross Misdemeanor	Drugs, Gross Misdemeanor	Weapons, Gross Misdemeanor	Public Order, Gross Misdemeanor	Motor Vehicle - Other, Gross Misdemeanor	Other, Gross Misdemeanor	Criminal Appeal from Limited Jurisdiction Courts	
Totals^a	Nevada District Courts	New Filings (cases)	438	0	7	187	6	687	96	122	22	5	221	151	
		Reopened (cases)	103	2	3	55	3	200	65	32	5	1	48	4	
		Charges	613	0	9	214	8	943	169	188	26	6	312	0	
		Grand Total Dispositions	486	1	18	205	7	774	184	159	18	6	272	115	
		Total Non-Trial Dispositions	483	1	18	204	7	772	184	159	18	6	272	115	
		Total Bench Trial Dispositions	2	0	0	0	0	1	0	0	0	0	0	0	
		Total Jury Trial Dispositions	1	0	0	1	0	1	0	0	0	0	0	0	
1st Judicial District	Carson City District Court	New Filings (cases)	5	0	0	2	0	13	1	0	0	1	4	7	
		Reopened (cases)	0	0	0	0	0	6	0	0	0	0	1	1	
		Charges	5	0	0	2	0	17	1	0	0	1	5	0	
		Grand Total Dispositions	4	0	0	3	0	13	2	0	0	0	3	0	
		Total Non-Trial Dispositions	4	0	0	3	0	13	2	0	0	0	3	0	
	Total Bench Trial Dispositions	0	0	0	0	0	0	0	0	0	0	0	0	0	
	Total Jury Trial Dispositions	0	0	0	0	0	0	0	0	0	0	0	0	0	
	Storey County District Court	New Filings (cases)	0	0	0	0	0	2	0	0	0	0	0	0	0
		Reopened (cases)	0	0	0	0	0	0	0	0	0	0	0	0	0
		Charges	0	0	0	0	0	2	0	0	0	0	0	0	0
Grand Total Dispositions		0	0	0	0	0	0	0	0	0	0	0	0	0	
Total Non-Trial Dispositions		0	0	0	0	0	0	0	0	0	0	0	0	0	
Total Bench Trial Dispositions	0	0	0	0	0	0	0	0	0	0	0	0	0		
Total Jury Trial Dispositions	0	0	0	0	0	0	0	0	0	0	0	0	0		
2nd Judicial District	Washoe County District Court	New Filings (cases)	101	0	2	38	1	236	12	22	6	2	27	28	
		Reopened (cases)	16	0	0	8	3	79	23	6	2	0	8	0	
		Charges	136	0	3	45	2	280	82	26	7	2	37	0	
		Grand Total Dispositions	72	0	1	28	5	199	68	14	3	1	30	0	
		Total Non-Trial Dispositions	72	0	1	27	5	199	68	14	3	1	30	0	
Total Bench Trial Dispositions	0	0	0	0	0	0	0	0	0	0	0	0	0		
Total Jury Trial Dispositions	0	0	0	1	0	0	0	0	0	0	0	0	0		
3rd Judicial District	Lyon County District Court	New Filings (cases)	19	0	0	7	2	17	2	4	0	0	2	1	
		Reopened (cases)	2	0	0	0	0	5	3	1	0	0	0	0	
		Charges	32	0	0	9	2	20	2	6	1	0	7	0	
		Grand Total Dispositions	18	0	0	5	0	23	7	5	0	0	1	0	
		Total Non-Trial Dispositions	18	0	0	5	0	23	7	5	0	0	1	0	
Total Bench Trial Dispositions	0	0	0	0	0	0	0	0	0	0	0	0	0		
Total Jury Trial Dispositions	0	0	0	0	0	0	0	0	0	0	0	0	0		
4th Judicial District	Elko County District Court	New Filings (cases)	32	0	0	2	0	24	74	5	0	0	0	9	
		Reopened (cases)	8	0	0	0	0	6	35	1	0	0	1	1	
		Charges	37	0	0	4	0	25	76	7	0	0	0	0	
		Grand Total Dispositions	28	0	0	1	0	23	91	6	0	0	1	9	
		Total Non-Trial Dispositions	28	0	0	1	0	23	91	6	0	0	1	9	
Total Bench Trial Dispositions	0	0	0	0	0	0	0	0	0	0	0	0	0		
Total Jury Trial Dispositions	0	0	0	0	0	0	0	0	0	0	0	0	0		

^a Totals reflect aggregate information from the Nevada District Courts. Information contained herein may reflect non-standard reporting and is noted by subsequent footnotes. Case types determined by the USJR charge hierarchy defined in the Nevada Courts Statistical Reporting Dictionary.

Source: Uniform System for Judicial Records, Nevada AOC, Research and Statistics Unit.

Table B1-2. Criminal Caseload Processed by District Courts in Nevada, Fiscal Year 2019.

District Court, Criminal Caseload, Gross Misdemeanor (2 of 3)			Crimes Against Persons, Gross Misdemeanor	Domestic Violence, Gross Misdemeanor	Older/Vulnerable Persons Abuse, Gross Misdemeanor	Child Abuse & Neglect, Gross Misdemeanor	Protection Order Violation, Gross Misdemeanor	Crimes Against Property, Gross Misdemeanor	Drugs, Gross Misdemeanor	Weapons, Gross Misdemeanor	Public Order, Gross Misdemeanor	Motor Vehicle - Other, Gross Misdemeanor	Other, Gross Misdemeanor	Criminal Appeal from Limited Jurisdiction Courts
5th Judicial District	Esmeralda County District Court	New Filings (cases)	0	0	0	0	0	0	0	0	0	0	0	0
		Reopened (cases)	0	0	0	0	0	0	0	0	0	0	0	0
		Charges	0	0	0	0	0	0	0	0	0	0	0	0
		Grand Total Dispositions	0	0	0	0	0	0	0	0	0	0	0	0
		Total Non-Trial Dispositions	0	0	0	0	0	0	0	0	0	0	0	0
		Total Bench Trial Dispositions	0	0	0	0	0	0	0	0	0	0	0	0
	Total Jury Trial Dispositions	0	0	0	0	0	0	0	0	0	0	0	0	
	Nye County District Court	New Filings (cases)	13	0	1	5	0	6	0	2	4	0	0	1
		Reopened (cases)	5	0	0	2	0	4	0	0	1	0	1	0
		Charges	16	0	1	5	0	7	0	2	4	0	0	0
		Grand Total Dispositions	19	0	1	2	0	13	0	1	7	0	2	0
		Total Non-Trial Dispositions	19	0	1	2	0	13	0	1	7	0	2	0
Total Bench Trial Dispositions		0	0	0	0	0	0	0	0	0	0	0	0	
Total Jury Trial Dispositions	0	0	0	0	0	0	0	0	0	0	0	0		
6th Judicial District	Humboldt County District Court	New Filings (cases)	4	0	0	1	1	1	1	1	0	0	0	5
		Reopened (cases)	1	0	0	0	0	0	0	0	0	0	0	1
		Charges	5	0	0	1	1	1	1	1	0	0	0	0
		Grand Total Dispositions ^b	7	0	0	1	1	2	4	0	0	0	0	11 ^b
		Total Non-Trial Dispositions	7	0	0	1	1	2	4	0	0	0	0	11
		Total Bench Trial Dispositions	0	0	0	0	0	0	0	0	0	0	0	0
Total Jury Trial Dispositions	0	0	0	0	0	0	0	0	0	0	0	0		
7th Judicial District	Eureka County District Court	New Filings (cases)	0	0	0	0	0	0	0	0	0	0	0	0
		Reopened (cases)	0	0	0	0	0	0	0	0	0	0	0	0
		Charges	0	0	0	0	0	0	0	0	0	0	0	0
		Grand Total Dispositions	0	0	2	0	0	0	0	0	0	0	0	0
		Total Non-Trial Dispositions	0	0	2	0	0	0	0	0	0	0	0	0
		Total Bench Trial Dispositions	0	0	0	0	0	0	0	0	0	0	0	0
	Total Jury Trial Dispositions	0	0	0	0	0	0	0	0	0	0	0	0	
	Lincoln County District Court	New Filings (cases)	2	0	0	0	0	4	0	0	1	0	0	0
		Reopened (cases)	0	0	0	0	0	2	0	0	0	0	1	0
		Charges	3	0	0	0	0	4	0	0	1	0	0	0
		Grand Total Dispositions	2	0	0	0	0	6	0	0	1	0	3	0
		Total Non-Trial Dispositions	2	0	0	0	0	6	0	0	1	0	3	0
		Total Bench Trial Dispositions	0	0	0	0	0	0	0	0	0	0	0	0
	Total Jury Trial Dispositions	0	0	0	0	0	0	0	0	0	0	0	0	
	White Pine County District Court	New Filings (cases)	0	0	1	2	0	0	0	0	0	0	0	2
		Reopened (cases)	1	0	0	0	0	0	0	0	0	0	0	0
		Charges	0	0	1	5	0	0	0	0	0	0	4	0
		Grand Total Dispositions	3	0	1	1	0	0	0	1	0	0	1	5
Total Non-Trial Dispositions		3	0	0	1	0	0	0	1	0	0	1	5	
Total Bench Trial Dispositions		0	0	0	0	0	0	0	0	0	0	0	0	
Total Jury Trial Dispositions	0	0	0	0	0	0	0	0	0	0	0	0		

^b Includes administrative case closures.

Source: Uniform System for Judicial Records, Nevada AOC, Research and Statistics Unit.

Table B1-2. Criminal Caseload Processed by District Courts in Nevada, Fiscal Year 2019.

District Court, Criminal Caseload, Gross Misdemeanor (3 of 3)				Crimes Against Persons, Gross Misdemeanor	Domestic Violence, Gross Misdemeanor	Older/Vulnerable Persons Abuse, Gross Misdemeanor	Child Abuse & Neglect, Gross Misdemeanor	Protection Order Violation, Gross Misdemeanor	Crimes Against Property, Gross Misdemeanor	Drugs, Gross Misdemeanor	Weapons, Gross Misdemeanor	Public Order, Gross Misdemeanor	Motor Vehicle - Other, Gross Misdemeanor	Other, Gross Misdemeanor	Criminal Appeal from Limited Jurisdiction Courts
8th Judicial District	Clark County District Court	Clark County	New Filings (cases)	243	0	3	127	2	366	4	86	10	0	182	90
			Reopened (cases)	61	2	3	44	0	95	2	23	2	0	34	1
			Charges	356	0	4	139	3	568	4	144	12	1	254	0
			Grand Total Dispositions	312	1	14	162	1	476	7	126	7	2	226	84
			Total Non-Trial Dispositions	309	1	14	162	1	474	7	126	7	2	226	84
			Total Bench Trial Dispositions	2	0	0	0	0	1	0	0	0	0	0	0
	Total Jury Trial Dispositions	1	0	0	0	0	1	0	0	0	0	0	0		
9th Judicial District	Douglas County District Court	Douglas County	New Filings (cases)	5	0	0	1	0	2	1	0	1	0	0	6
			Reopened (cases)^c	-	-	-	-	-	-	-	-	-	-	-	-
			Charges	6	0	0	1	0	3	2	0	1	0	0	0
			Grand Total Dispositions	3	0	0	1	0	2	1	0	0	1	0	5
			Total Non-Trial Dispositions	3	0	0	1	0	2	1	0	0	1	0	5
			Total Bench Trial Dispositions	0	0	0	0	0	0	0	0	0	0	0	0
	Total Jury Trial Dispositions	0	0	0	0	0	0	0	0	0	0	0	0		
10th Judicial District	Churchill County District Court	Churchill County	New Filings (cases)	11	0	0	1	0	14	0	2	0	0	3	3
			Reopened (cases)	5	0	0	1	0	2	1	1	0	0	0	0
			Charges	12	0	0	1	0	14	0	2	0	0	4	0
			Grand Total Dispositions	14	0	0	1	0	15	2	5	0	0	2	1
			Total Non-Trial Dispositions	14	0	0	1	0	15	2	5	0	0	2	1
			Total Bench Trial Dispositions	0	0	0	0	0	0	0	0	0	0	0	0
	Total Jury Trial Dispositions	0	0	0	0	0	0	0	0	0	0	0	0		
11th Judicial District	Lander County District Court	Lander County	New Filings (cases)	0	0	0	0	0	0	0	0	0	1	0	0
			Reopened (cases)	2	0	0	0	0	0	1	0	0	1	1	0
			Charges	0	0	0	0	0	0	0	0	0	1	0	0
			Grand Total Dispositions	1	0	0	0	0	0	0	0	0	1	1	0
			Total Non-Trial Dispositions	1	0	0	0	0	0	0	0	0	1	1	0
			Total Bench Trial Dispositions	0	0	0	0	0	0	0	0	0	0	0	0
		Total Jury Trial Dispositions	0	0	0	0	0	0	0	0	0	0	0	0	
	Mineral County District Court	Mineral County	New Filings (cases)	2	0	0	1	0	2	0	0	0	0	1	0
			Reopened (cases)	0	0	0	0	0	0	0	0	0	0	0	0
			Charges	2	0	0	2	0	2	0	0	0	0	1	0
			Grand Total Dispositions	1	0	0	0	0	1	1	0	0	0	0	0
			Total Non-Trial Dispositions	1	0	0	0	0	1	1	0	0	0	0	0
			Total Bench Trial Dispositions	0	0	0	0	0	0	0	0	0	0	0	0
		Total Jury Trial Dispositions	0	0	0	0	0	0	0	0	0	0	0	0	
	Pershing County District Court	Pershing County	New Filings (cases)	1	0	0	0	0	0	1	0	0	1	0	0
		Reopened (cases)	2	0	0	0	0	1	0	0	0	0	1	0	
		Charges	3	0	0	0	0	0	1	0	0	1	0	0	
		Grand Total Dispositions	2	0	0	0	0	1	1	1	0	1	2	0	
		Total Non-Trial Dispositions	2	0	0	0	0	1	1	1	0	1	2	0	
		Total Bench Trial Dispositions	0	0	0	0	0	0	0	0	0	0	0	0	
	Total Jury Trial Dispositions	0	0	0	0	0	0	0	0	0	0	0	0		

^c Reopened cases not reported.

Source: Uniform System for Judicial Records, Nevada AOC, Research and Statistics Unit.

Table B2-1. Civil Caseload Processed by District Courts in Nevada, Fiscal Year 2019.

District Court, Civil Caseload, Aggregate (1 of 2)			Real Property	Tort	Probate	Construction Defect	Contract	Judicial Review/ Appeal	Civil Writ	Other Civil	Totals
Totals^a	Nevada District Courts	New Filings (cases)	1,341	9,298	5,505	40	3,330	1,867	1,061	7,648	30,090
		Reopened (cases)	157	300	221	6	139	46	24	256	1,149
		Grand Total Dispositions	1,918	9,407	4,750	92	3,267	1,964	1,173	7,512	30,083
		Total Non-Trial Dispositions	1,832	9,259	4,750	91	3,204	1,956	1,170	7,477	29,739
		Total Bench Trial Dispositions	74	22	0	0	58	8	3	30	195
		Total Jury Trial Dispositions	12	126	0	1	5	0	0	5	149
1st Judicial District	Carson City District Court	New Filings (cases)	12	107	93	0	35	121	21	104	493
		Reopened (cases)	1	4	8	0	1	2	0	12	28
		Grand Total Dispositions	8	67	84	0	22	103	18	89	391
		Total Non-Trial Dispositions	8	65	84	0	22	103	18	89	389
		Total Bench Trial Dispositions	0	0	0	0	0	0	0	0	0
		Total Jury Trial Dispositions	0	2	0	0	0	0	0	0	2
Storey County District Court	New Filings (cases)	5	3	16	2	2	0	5	4	37	
	Reopened (cases)	0	0	0	0	0	0	0	0	0	
	Grand Total Dispositions	0	2	0	0	0	0	0	1	3	
	Total Non-Trial Dispositions	0	2	0	0	0	0	0	1	3	
	Total Bench Trial Dispositions	0	0	0	0	0	0	0	0	0	
	Total Jury Trial Dispositions	0	0	0	0	0	0	0	0	0	
2nd Judicial District	Washoe County District Court	New Filings (cases)	62	536	702	2	122	253	13	1,346	3,036
		Reopened (cases)	17	65	21	0	30	22	4	122	281
		Grand Total Dispositions	109	574	876	11	131	330	14	1,300	3,345
		Total Non-Trial Dispositions	108	564	876	11	130	326	13	1,293	3,321
		Total Bench Trial Dispositions	1	2	0	0	1	4	1	5	14
		Total Jury Trial Dispositions	0	8	0	0	0	0	0	2	10
3rd Judicial District	Lyon County District Court	New Filings (cases)	38	15	150	0	35	17	14	59	328
		Reopened (cases)	3	5	14	0	3	1	1	2	29
		Grand Total Dispositions	42	25	215	0	39	20	8	74	423
		Total Non-Trial Dispositions	40	25	215	0	39	19	8	73	419
		Total Bench Trial Dispositions	1	0	0	0	0	1	0	1	3
		Total Jury Trial Dispositions	1	0	0	0	0	0	0	0	1
4th Judicial District	Elko County District Court	New Filings (cases)	9	37	82	0	30	12	16	46	232
		Reopened (cases)	0	2	49	0	2	2	1	6	62
		Grand Total Dispositions	9	32	140	0	22	18	21	52	294
		Total Non-Trial Dispositions	9	32	140	0	22	18	21	52	294
		Total Bench Trial Dispositions	0	0	0	0	0	0	0	0	0
		Total Jury Trial Dispositions	0	0	0	0	0	0	0	0	0
5th Judicial District	Esmeralda County District Court	New Filings (cases)	1	0	10	0	0	8	0	0	19
		Reopened (cases)	0	0	1	0	0	0	0	0	1
		Grand Total Dispositions	0	0	1	0	0	0	0	0	1
		Total Non-Trial Dispositions	0	0	1	0	0	0	0	0	1
		Total Bench Trial Dispositions	0	0	0	0	0	0	0	0	0
		Total Jury Trial Dispositions	0	0	0	0	0	0	0	0	0
Nye County District Court	New Filings (cases)	38	39	266	1	60	15	4	48	471	
	Reopened (cases)	0	0	4	0	0	0	0	1	5	
	Grand Total Dispositions	15	27	162	0	41	7	3	18	273	
	Total Non-Trial Dispositions	15	26	162	0	41	7	3	18	272	
	Total Bench Trial Dispositions	0	1	0	0	0	0	0	0	1	
	Total Jury Trial Dispositions	0	0	0	0	0	0	0	0	0	
6th Judicial District	Humboldt County District Court	New Filings (cases)	11	8	42	0	16	12	12	19	120
		Reopened (cases)	2	0	1	0	0	0	0	0	3
		Grand Total Dispositions	12	4	51	0	13	15	19	17	131
		Total Non-Trial Dispositions	12	4	51	0	13	14	17	17	128
		Total Bench Trial Dispositions	0	0	0	0	0	1	2	0	3
		Total Jury Trial Dispositions	0	0	0	0	0	0	0	0	0

^a Totals reflect aggregate information from the Nevada District Courts. Information contained herein may reflect non-standard reporting and is noted by subsequent footnotes.

Source: Uniform System for Judicial Records, Nevada AOC, Research and Statistics Unit.

Table B2-1. Civil Caseload Processed by District Courts in Nevada, Fiscal Year 2019.

District Court, Civil Caseload, Aggregate (2 of 2)				Real Property	Tort	Probate	Construction Defect	Contract	Judicial Review/ Appeal	Civil Writ	Other Civil	Totals
7th Judicial District	Eureka County District Court	New Filings (cases)	2	0	7	0	0	1	0	3	13	
		Reopened (cases)	0	0	0	0	0	0	0	0	0	
		Grand Total Dispositions	0	1	6	0	0	2	0	1	10	
		Total Non-Trial Dispositions	0	1	6	0	0	2	0	1	10	
		Total Bench Trial Dispositions	0	0	0	0	0	0	0	0	0	
		Total Jury Trial Dispositions	0	0	0	0	0	0	0	0	0	
	Lincoln County District Court	New Filings (cases)	3	0	12	0	0	0	4	12	31	
		Reopened (cases)	0	0	0	0	0	0	0	0	0	
		Grand Total Dispositions	3	1	12	0	0	0	16	9	41	
		Total Non-Trial Dispositions	2	1	12	0	0	0	16	8	39	
		Total Bench Trial Dispositions	1	0	0	0	0	0	0	1	2	
		Total Jury Trial Dispositions	0	0	0	0	0	0	0	0	0	
	White Pine County District Court	New Filings (cases)	3	3	26	0	11	11	77	36	167	
		Reopened (cases)	0	0	3	0	0	1	2	1	7	
		Grand Total Dispositions	4	7	33	0	13	12	109	24	202	
Total Non-Trial Dispositions		4	7	33	0	13	12	109	23	201		
Total Bench Trial Dispositions		0	0	0	0	0	0	0	1	1		
Total Jury Trial Dispositions		0	0	0	0	0	0	0	0	0		
8th Judicial District	Clark County District Court	New Filings (cases)	1,110	8,516	3,881	31	2,963	1,399	871	5,798	24,569	
		Reopened (cases)	133	221	93	6	102	16	12	94	677	
		Grand Total Dispositions	1,662	8,606	2,861	76	2,918	1,438	937	5,721	24,219	
		Total Non-Trial Dispositions	1,580	8,471	2,861	75	2,856	1,436	937	5,696	23,912	
		Total Bench Trial Dispositions	71	19	0	0	57	2	0	22	171	
		Total Jury Trial Dispositions	11	116	0	1	5	0	0	3	136	
9th Judicial District	Douglas County District Court	New Filings (cases)	28	20	111	2	37	11	0	102	311	
		Reopened (cases) ^b	-	-	-	-	-	-	-	-	- ^b	
		Grand Total Dispositions	34	48	180	4	45	12	2	122	447	
		Total Non-Trial Dispositions	34	48	180	4	45	12	2	122	447	
		Total Bench Trial Dispositions	0	0	0	0	0	0	0	0	0	
		Total Jury Trial Dispositions	0	0	0	0	0	0	0	0	0	
10th Judicial District	Churchill County District Court	New Filings (cases)	11	9	52	0	12	5	4	12	105	
		Reopened (cases)	1	1	21	0	0	0	0	2	25	
		Grand Total Dispositions	8	9	78	0	8	3	3	16	125	
		Total Non-Trial Dispositions	8	9	78	0	8	3	3	16	125	
		Total Bench Trial Dispositions	0	0	0	0	0	0	0	0	0	
		Total Jury Trial Dispositions	0	0	0	0	0	0	0	0	0	
11th Judicial District	Lander County District Court	New Filings (cases)	2	0	19	0	1	0	2	14	38	
		Reopened (cases)	0	0	0	0	0	0	0	0	0	
		Grand Total Dispositions	6	1	14	0	6	0	3	16	46	
		Total Non-Trial Dispositions	6	1	14	0	6	0	3	16	46	
		Total Bench Trial Dispositions	0	0	0	0	0	0	0	0	0	
		Total Jury Trial Dispositions	0	0	0	0	0	0	0	0	0	
	Mineral County District Court	New Filings (cases)	2	1	11	2	1	2	0	8	27	
		Reopened (cases)	0	0	0	0	0	0	0	0	0	
		Grand Total Dispositions	2	0	5	1	2	2	0	7	19	
		Total Non-Trial Dispositions	2	0	5	1	2	2	0	7	19	
		Total Bench Trial Dispositions	0	0	0	0	0	0	0	0	0	
		Total Jury Trial Dispositions	0	0	0	0	0	0	0	0	0	
	Pershing County District Court	New Filings (cases)	4	4	25	0	5	0	18	37	93	
		Reopened (cases)	0	2	6	0	1	2	4	16	31	
		Grand Total Dispositions	4	3	32	0	7	2	20	45	113	
Total Non-Trial Dispositions		4	3	32	0	7	2	20	45	113		
Total Bench Trial Dispositions		0	0	0	0	0	0	0	0	0		
Total Jury Trial Dispositions		0	0	0	0	0	0	0	0	0		

^b Reopened cases not reported.

Source: Uniform System for Judicial Records, Nevada AOC, Research and Statistics Unit.

Table B2-2. Civil Caseload Processed by District Courts in Nevada, Fiscal Year 2019.

District Court Civil Caseload, Real Property and Tort (1 of 3)			Real Property						Tort												
			Unlawful Detainer	Other Landlord/Tenant	Judicial Foreclosure	Other Title to Property	Condemnation/Eminent Domain	Other Real Property	Auto Negligence	Premises Liability	Other Negligence	Medical/Dental	Legal	Accounting	Other Malpractice	Product Liability	Intentional Misconduct	Employment Tort	Insurance Tort	Other Tort	
Totals^a	Nevada District Courts	New Filings (cases)	60	82	358	580	17	244	6,210	1,376	551	189	43	1	5	61	247	90	115	410	
		Reopened (cases)	1	3	21	117	2	13	147	60	37	5	2	0	0	4	10	4	5	26	
		Grand Total Dispositions	65	90	230	1,225	17	291	6,344	1,313	553	196	40	1	8	77	228	90	115	442	
		Total Non-Trial Dispositions	64	85	224	1,160	16	283	6,252	1,293	541	186	39	1	8	73	225	90	115	436	
		Total Bench Trial Dispositions	1	5	5	58	0	5	7	1	3	2	1	0	0	1	2	0	0	5	
Total Jury Trial Dispositions	0	0	1	7	1	3	85	19	9	8	0	0	0	3	1	0	0	1			
1st Judicial District	Carson City District Court	New Filings (cases)	0	1	1	5	0	5	47	13	22	7	2	0	1	2	0	1	1	11	
		Reopened (cases)	0	0	1	0	0	0	0	0	1	1	0	0	0	0	0	0	0	0	2
		Grand Total Dispositions	0	0	4	1	0	3	27	9	8	4	0	0	1	1	1	1	2	13	
		Total Non-Trial Dispositions	0	0	4	1	0	3	25	9	8	4	0	0	1	1	1	1	2	13	
		Total Bench Trial Dispositions	0	0	0	0	0	0	0	0	0	0	0	0	0	0	0	0	0	0	
	Total Jury Trial Dispositions	0	0	0	0	0	0	2	0	0	0	0	0	0	0	0	0	0	0		
	Storey County District Court	New Filings (cases)	0	0	0	1	0	4	1	1	0	0	0	0	0	0	1	0	0	0	
Reopened (cases)	0	0	0	0	0	0	0	0	0	0	0	0	0	0	0	0	0	0			
Grand Total Dispositions	0	0	0	0	0	0	0	0	0	2	0	0	0	0	0	0	0	0			
Total Non-Trial Dispositions	0	0	0	0	0	0	0	0	0	2	0	0	0	0	0	0	0	0			
Total Bench Trial Dispositions	0	0	0	0	0	0	0	0	0	0	0	0	0	0	0	0	0	0			
Total Jury Trial Dispositions	0	0	0	0	0	0	0	0	0	0	0	0	0	0	0	0	0	0			
2nd Judicial District	Washoe County District Court	New Filings (cases)	0	8	15	36	3	0	340	68	41	9	5	1	0	8	15	0	8	41	
		Reopened (cases)	0	0	9	7	1	0	38	4	13	1	0	0	0	1	1	0	0	7	
		Grand Total Dispositions	0	4	29	74	2	0	318	72	54	17	9	0	0	9	18	5	15	57	
		Total Non-Trial Dispositions	0	4	28	74	2	0	313	71	53	15	8	0	0	9	18	5	15	57	
		Total Bench Trial Dispositions	0	0	1	0	0	0	0	0	0	1	1	0	0	0	0	0	0	0	
Total Jury Trial Dispositions	0	0	0	0	0	0	5	1	1	1	1	0	0	0	0	0	0	0			
3rd Judicial District	Lyon County District Court	New Filings (cases)	0	1	3	24	1	9	6	2	1	0	0	0	0	0	2	0	0	4	
		Reopened (cases)	0	0	0	2	0	1	1	1	3	0	0	0	0	0	0	0	0	0	
		Grand Total Dispositions	0	2	5	20	5	10	11	3	5	2	0	0	0	0	1	0	0	3	
		Total Non-Trial Dispositions	0	1	5	20	5	9	11	3	5	2	0	0	0	0	1	0	0	3	
		Total Bench Trial Dispositions	0	1	0	0	0	0	0	0	0	0	0	0	0	0	0	0	0	0	
Total Jury Trial Dispositions	0	0	0	0	0	1	0	0	0	0	0	0	0	0	0	0	0	0			
4th Judicial District	Elko County District Court	New Filings (cases)	0	0	0	4	0	5	22	6	3	4	0	0	0	1	0	0	0	1	
		Reopened (cases)	0	0	0	0	0	0	2	0	0	0	0	0	0	0	0	0	0	0	
		Grand Total Dispositions	0	1	0	7	0	1	20	3	3	1	0	0	0	0	1	0	0	4	
		Total Non-Trial Dispositions	0	1	0	7	0	1	20	3	3	1	0	0	0	0	0	1	0	4	
		Total Bench Trial Dispositions	0	0	0	0	0	0	0	0	0	0	0	0	0	0	0	0	0	0	
Total Jury Trial Dispositions	0	0	0	0	0	0	0	0	0	0	0	0	0	0	0	0	0	0			

^a Totals reflect aggregate information from the Nevada District Courts. Information contained herein may reflect non-standard reporting and is noted by subsequent footnotes.

Source: Uniform System for Judicial Records, Nevada AOC, Research and Statistics Unit.

Table B2-2. Civil Caseload Processed by District Courts in Nevada, Fiscal Year 2019.

District Court Civil Caseload, Real Property and Tort (2 of 3)				Real Property						Tort											
				Unlawful Detainer	Other Landlord/Tenant	Judicial Foreclosure	Other Title to Property	Condemnation/Eminent Domain	Other Real Property	Auto Negligence	Premises Liability	Other Negligence	Medical/Dental	Legal	Accounting	Other Malpractice	Product Liability	Intentional Misconduct	Employment Tort	Insurance Tort	Other Tort
5th Judicial District	Esmeralda County District Court	New Filings (cases)	0	0	0	1	0	0	0	0	0	0	0	0	0	0	0	0	0	0	
		Reopened (cases)	0	0	0	0	0	0	0	0	0	0	0	0	0	0	0	0	0	0	
		Grand Total Dispositions	0	0	0	0	0	0	0	0	0	0	0	0	0	0	0	0	0	0	
		Total Non-Trial Dispositions	0	0	0	0	0	0	0	0	0	0	0	0	0	0	0	0	0	0	
		Total Bench Trial Dispositions	0	0	0	0	0	0	0	0	0	0	0	0	0	0	0	0	0	0	
	Total Jury Trial Dispositions	0	0	0	0	0	0	0	0	0	0	0	0	0	0	0	0	0	0		
	Nye County District Court	New Filings (cases)	1	1	4	30	0	2	10	3	12	1	0	0	0	5	0	0	8		
		Reopened (cases)	0	0	0	0	0	0	0	0	0	0	0	0	0	0	0	0	0		
		Grand Total Dispositions	0	2	2	10	1	0	4	3	6	3	0	0	1	0	2	1	0	7	
		Total Non-Trial Dispositions	0	2	2	10	1	0	4	3	5	3	0	0	1	0	2	1	0	7	
Total Bench Trial Dispositions		0	0	0	0	0	0	0	0	1	0	0	0	0	0	0	0	0	0		
Total Jury Trial Dispositions	0	0	0	0	0	0	0	0	0	0	0	0	0	0	0	0	0	0			
6th Judicial District	Humboldt County District Court	New Filings (cases)	0	0	1	7	0	3	3	1	2	0	0	0	0	0	1	0	1		
		Reopened (cases)	0	0	2	0	0	0	0	0	0	0	0	0	0	0	0	0	0		
		Grand Total Dispositions	0	0	3	6	0	3	2	0	0	0	0	0	0	1	1	0	0		
		Total Non-Trial Dispositions	0	0	3	6	0	3	2	0	0	0	0	0	0	1	1	0	0		
		Total Bench Trial Dispositions	0	0	0	0	0	0	0	0	0	0	0	0	0	0	0	0	0		
Total Jury Trial Dispositions	0	0	0	0	0	0	0	0	0	0	0	0	0	0	0	0	0	0			
7th Judicial District	Eureka County District Court	New Filings (cases)	0	0	0	2	0	0	0	0	0	0	0	0	0	0	0	0	0		
		Reopened (cases)	0	0	0	0	0	0	0	0	0	0	0	0	0	0	0	0	0		
		Grand Total Dispositions	0	0	0	0	0	0	0	1	0	0	0	0	0	0	0	0	0		
		Total Non-Trial Dispositions	0	0	0	0	0	0	0	1	0	0	0	0	0	0	0	0	0		
		Total Bench Trial Dispositions	0	0	0	0	0	0	0	0	0	0	0	0	0	0	0	0	0		
	Total Jury Trial Dispositions	0	0	0	0	0	0	0	0	0	0	0	0	0	0	0	0	0	0		
	Lincoln County District Court	New Filings (cases)	0	0	0	3	0	0	0	0	0	0	0	0	0	0	0	0	0		
		Reopened (cases)	0	0	0	0	0	0	0	0	0	0	0	0	0	0	0	0	0		
		Grand Total Dispositions	0	0	0	3	0	0	0	0	1	0	0	0	0	0	0	0	0		
		Total Non-Trial Dispositions	0	0	0	2	0	0	0	0	1	0	0	0	0	0	0	0	0	0	
Total Bench Trial Dispositions		0	0	0	1	0	0	0	0	0	0	0	0	0	0	0	0	0	0		
Total Jury Trial Dispositions	0	0	0	0	0	0	0	0	0	0	0	0	0	0	0	0	0	0			
White Pine County District Court	New Filings (cases)	0	0	0	3	0	0	2	0	1	0	0	0	0	0	0	0	0			
	Reopened (cases)	0	0	0	0	0	0	0	0	0	0	0	0	0	0	0	0	0			
	Grand Total Dispositions	0	0	0	3	0	1	2	1	2	1	0	0	0	0	0	0	1			
	Total Non-Trial Dispositions	0	0	0	3	0	1	2	1	2	1	0	0	0	0	0	0	0	1		
	Total Bench Trial Dispositions	0	0	0	0	0	0	0	0	0	0	0	0	0	0	0	0	0	0		
Total Jury Trial Dispositions	0	0	0	0	0	0	0	0	0	0	0	0	0	0	0	0	0	0			

Source: Uniform System for Judicial Records, Nevada AOC, Research and Statistics Unit.

Table B2-2. Civil Caseload Processed by District Courts in Nevada, Fiscal Year 2019.

District Court Civil Caseload, Real Property and Tort (3 of 3)				Real Property						Tort											
				Unlawful Detainer	Other Landlord/Tenant	Judicial Foreclosure	Other Title to Property	Condemnation/Eminent Domain	Other Real Property	Auto Negligence	Premises Liability	Other Negligence	Medical/Dental	Legal	Accounting	Other Malpractice	Product Liability	Intentional Misconduct	Employment Tort	Insurance Tort	Other Tort
8th Judicial District	Clark County District Court	New Filings (cases)	58	71	323	441	13	204	5,758	1,280	468	166	36	0	4	49	221	87	106	341	
		Reopened (cases)	1	3	9	108	1	11	105	54	20	4	2	0	0	3	8	4	5	16	
		Grand Total Dispositions	64	79	185	1,067	9	258	5,920	1,215	467	168	31	1	6	67	199	79	98	355	
		Total Non-Trial Dispositions	63	75	180	1,003	8	251	5,835	1,196	457	160	31	1	6	63	196	79	98	349	
		Total Jury Trial Dispositions	0	0	1	7	1	2	78	18	8	7	0	0	0	3	1	0	0	1	
9th Judicial District	Douglas County District Court	New Filings (cases)	1	0	9	10	0	8	13	2	1	0	0	0	0	1	1	0	0	2	
		Reopened (cases) ^b	-	-	-	-	-	-	-	-	-	-	-	-	-	-	-	-	-	-	
		Grand Total Dispositions	1	2	0	20	0	11	36	5	2	0	0	0	0	0	2	1	0	2	
		Total Non-Trial Dispositions	1	2	0	20	0	11	36	5	2	0	0	0	0	0	2	1	0	2	
		Total Jury Trial Dispositions	0	0	0	0	0	0	0	0	0	0	0	0	0	0	0	0	0	0	
10th Judicial District	Churchill County District Court	New Filings (cases)	0	0	2	6	0	3	6	0	0	2	0	0	0	0	0	0	0	1	
		Reopened (cases)	0	0	0	0	0	1	1	0	0	0	0	0	0	0	0	0	0	0	
		Grand Total Dispositions	0	0	1	6	0	1	4	1	2	0	0	0	0	0	1	1	0	0	
		Total Non-Trial Dispositions	0	0	1	6	0	1	4	1	2	0	0	0	0	0	1	1	0	0	
		Total Jury Trial Dispositions	0	0	0	0	0	0	0	0	0	0	0	0	0	0	0	0	0	0	
11th Judicial District	Lander County District Court	New Filings (cases)	0	0	0	1	0	1	0	0	0	0	0	0	0	0	0	0	0	0	
		Reopened (cases)	0	0	0	0	0	0	0	0	0	0	0	0	0	0	0	0	0	0	
		Grand Total Dispositions	0	0	1	4	0	1	0	0	0	0	0	0	0	0	1	0	0	0	
		Total Non-Trial Dispositions	0	0	1	4	0	1	0	0	0	0	0	0	0	0	1	0	0	0	
		Total Jury Trial Dispositions	0	0	0	0	0	0	0	0	0	0	0	0	0	0	0	0	0	0	
	Mineral County District Court	New Filings (cases)	0	0	0	2	0	0	0	0	0	0	0	0	0	0	0	0	1	0	
		Reopened (cases)	0	0	0	0	0	0	0	0	0	0	0	0	0	0	0	0	0	0	
		Grand Total Dispositions	0	0	0	1	0	1	0	0	0	0	0	0	0	0	0	0	0	0	
		Total Non-Trial Dispositions	0	0	0	1	0	1	0	0	0	0	0	0	0	0	0	0	0	0	
		Total Jury Trial Dispositions	0	0	0	0	0	0	0	0	0	0	0	0	0	0	0	0	0	0	
	Pershing County District Court	New Filings (cases)	0	0	0	4	0	0	2	0	0	0	0	0	0	0	2	0	0	0	
		Reopened (cases)	0	0	0	0	0	0	0	0	0	0	0	0	0	0	1	0	0	1	
		Grand Total Dispositions	0	0	0	3	0	1	0	0	1	0	0	0	0	0	2	0	0	0	
		Total Non-Trial Dispositions	0	0	0	3	0	1	0	0	1	0	0	0	0	0	2	0	0	0	
		Total Jury Trial Dispositions	0	0	0	0	0	0	0	0	0	0	0	0	0	0	0	0	0	0	

^b Reopened cases not reported.

Source: Uniform System for Judicial Records, Nevada AOC, Research and Statistics Unit.

Table B2-2. Civil Caseload Processed by District Courts in Nevada, Fiscal Year 2019.

District Court Civil Caseload, Probate, Construction Defect, and Contract (1 of 3)			Probate						Construction Defect		Contract						
			Summary Administration	General Administration	Special Administration	Set Aside	Probate Trust/Conservatorship	Other Probate	Chapter 40	Other Construction Defect	Uniform Commercial Code (UCC)	Building and Construction	Insurance Carrier	Commercial Instrument	Collection of Accounts	Employment Contract	Other Contract
Totals^a	Nevada District Courts	New Filings (cases)	1,475	652	966	1,215	332	865	32	8	13	57	159	142	1,767	48	1,144
		Reopened (cases)	52	32	36	43	9	49	5	1	2	3	18	1	44	3	68
		Grand Total Dispositions	1,287	704	810	1,156	168	625	64	28	20	76	192	180	1,556	51	1,192
		Total Non-Trial Dispositions	1,287	704	810	1,156	168	625	64	27	19	74	192	172	1,544	50	1,153
		Total Bench Trial Dispositions	0	0	0	0	0	0	0	0	0	2	0	8	12	1	35
	Total Jury Trial Dispositions	0	0	0	0	0	0	0	1	1	0	0	0	0	0	4	
1st Judicial District	Carson City District Court	New Filings (cases)	21	18	11	29	6	8	0	0	0	0	1	0	25	0	9
		Reopened (cases)	3	3	1	1	0	0	0	0	0	0	0	0	1	0	0
		Grand Total Dispositions	30	26	6	14	4	4	0	0	0	0	2	0	14	1	5
		Total Non-Trial Dispositions	30	26	6	14	4	4	0	0	0	0	2	0	14	1	5
		Total Bench Trial Dispositions	0	0	0	0	0	0	0	0	0	0	0	0	0	0	0
		Total Jury Trial Dispositions	0	0	0	0	0	0	0	0	0	0	0	0	0	0	
	Storey County District Court	New Filings (cases)	4	3	3	6	0	0	0	2	0	1	0	0	1	0	0
		Reopened (cases)	0	0	0	0	0	0	0	0	0	0	0	0	0	0	0
		Grand Total Dispositions	0	0	0	0	0	0	0	0	0	0	0	0	0	0	0
		Total Non-Trial Dispositions	0	0	0	0	0	0	0	0	0	0	0	0	0	0	0
Total Bench Trial Dispositions		0	0	0	0	0	0	0	0	0	0	0	0	0	0	0	
	Total Jury Trial Dispositions	0	0	0	0	0	0	0	0	0	0	0	0	0	0		
2nd Judicial District	Washoe County District Court	New Filings (cases)	160	110	167	125	46	94	2	0	0	9	2	0	76	1	34
		Reopened (cases)	7	5	5	4	0	0	0	0	0	0	0	0	21	0	9
		Grand Total Dispositions	219	154	187	168	51	97	7	4	1	9	5	2	73	1	40
		Total Non-Trial Dispositions	219	154	187	168	51	97	7	4	1	9	5	2	72	1	40
		Total Bench Trial Dispositions	0	0	0	0	0	0	0	0	0	0	0	0	1	0	0
	Total Jury Trial Dispositions	0	0	0	0	0	0	0	0	0	0	0	0	0	0		
3rd Judicial District	Lyon County District Court	New Filings (cases)	51	13	12	58	5	11	0	0	0	2	0	0	23	0	10
		Reopened (cases)	4	3	4	1	0	2	0	0	0	0	0	0	2	0	1
		Grand Total Dispositions	50	32	28	83	10	12	0	0	0	1	0	0	26	0	12
		Total Non-Trial Dispositions	50	32	28	83	10	12	0	0	0	1	0	0	26	0	12
		Total Bench Trial Dispositions	0	0	0	0	0	0	0	0	0	0	0	0	0	0	0
	Total Jury Trial Dispositions	0	0	0	0	0	0	0	0	0	0	0	0	0	0		
4th Judicial District	Elko County District Court	New Filings (cases)	8	1	23	45	1	4	0	0	0	2	1	0	24	0	3
		Reopened (cases)	15	7	7	19	1	0	0	0	0	0	0	0	0	0	2
		Grand Total Dispositions	38	9	23	68	1	1	0	0	0	1	1	0	13	0	7
		Total Non-Trial Dispositions	38	9	23	68	1	1	0	0	0	1	1	0	13	0	7
		Total Bench Trial Dispositions	0	0	0	0	0	0	0	0	0	0	0	0	0	0	0
	Total Jury Trial Dispositions	0	0	0	0	0	0	0	0	0	0	0	0	0	0		

^a Totals reflect aggregate information from the Nevada District Courts. Information contained herein may reflect non-standard reporting and is noted by subsequent footnotes.

Source: Uniform System for Judicial Records, Nevada AOC, Research and Statistics Unit.

Table B2-2. Civil Caseload Processed by District Courts in Nevada, Fiscal Year 2019.

District Court Civil Caseload, Probate, Construction Defect, and Contract (2 of 3)			Probate						Construction Defect		Contract							
			Summary Administration	General Administration	Special Administration	Set Aside	Probate Trust/Conservatorship	Other Probate	Chapter 40	Other Construction Defect	Uniform Commercial Code (UCC)	Building and Construction	Insurance Carrier	Commercial Instrument	Collection of Accounts	Employment Contract	Other Contract	
5th Judicial District	Esmeralda County District Court	New Filings (cases)	0	0	0	0	6	4	0	0	0	0	0	0	0	0	0	0
		Reopened (cases)	0	0	0	0	1	0	0	0	0	0	0	0	0	0	0	0
		Grand Total Dispositions	0	0	0	0	1	0	0	0	0	0	0	0	0	0	0	0
		Total Non-Trial Dispositions	0	0	0	0	1	0	0	0	0	0	0	0	0	0	0	0
		Total Bench Trial Dispositions	0	0	0	0	0	0	0	0	0	0	0	0	0	0	0	0
	Total Jury Trial Dispositions	0	0	0	0	0	0	0	0	0	0	0	0	0	0	0	0	0
	Nye County District Court	New Filings (cases)	33	0	30	79	3	121	0	1	0	0	0	0	20	0	40	
		Reopened (cases)	2	0	0	2	0	0	0	0	0	0	0	0	0	0	0	
		Grand Total Dispositions	35	3	24	72	0	28	0	0	0	0	0	0	13	0	28	
		Total Non-Trial Dispositions	35	3	24	72	0	28	0	0	0	0	0	0	13	0	28	
Total Bench Trial Dispositions		0	0	0	0	0	0	0	0	0	0	0	0	0	0	0		
Total Jury Trial Dispositions	0	0	0	0	0	0	0	0	0	0	0	0	0	0	0			
6th Judicial District	Humboldt County District Court	New Filings (cases)	5	1	5	21	1	9	0	0	0	0	0	9	0	7		
		Reopened (cases)	0	1	0	0	0	0	0	0	0	0	0	0	0	0		
		Grand Total Dispositions	5	4	5	25	0	12	0	0	0	0	1	0	7	0	5	
		Total Non-Trial Dispositions	5	4	5	25	0	12	0	0	0	1	0	0	7	0	5	
		Total Bench Trial Dispositions	0	0	0	0	0	0	0	0	0	0	0	0	0	0	0	
Total Jury Trial Dispositions	0	0	0	0	0	0	0	0	0	0	0	0	0	0	0			
7th Judicial District	Eureka County District Court	New Filings (cases)	0	4	0	2	0	1	0	0	0	0	0	0	0	0	0	
		Reopened (cases)	0	0	0	0	0	0	0	0	0	0	0	0	0	0	0	
		Grand Total Dispositions	0	2	0	4	0	0	0	0	0	0	0	0	0	0	0	
		Total Non-Trial Dispositions	0	2	0	4	0	0	0	0	0	0	0	0	0	0	0	
		Total Bench Trial Dispositions	0	0	0	0	0	0	0	0	0	0	0	0	0	0	0	
	Total Jury Trial Dispositions	0	0	0	0	0	0	0	0	0	0	0	0	0	0	0		
	Lincoln County District Court	New Filings (cases)	1	2	0	9	0	0	0	0	0	0	0	0	0	0	0	
		Reopened (cases)	0	0	0	0	0	0	0	0	0	0	0	0	0	0	0	
		Grand Total Dispositions	2	2	0	8	0	0	0	0	0	0	0	0	0	0	0	
		Total Non-Trial Dispositions	2	2	0	8	0	0	0	0	0	0	0	0	0	0	0	
		Total Bench Trial Dispositions	0	0	0	0	0	0	0	0	0	0	0	0	0	0	0	
	Total Jury Trial Dispositions	0	0	0	0	0	0	0	0	0	0	0	0	0	0	0		
White Pine County District Court	New Filings (cases)	3	1	1	20	0	1	0	0	0	0	0	0	8	0	3		
	Reopened (cases)	0	1	0	2	0	0	0	0	0	0	0	0	0	0	0		
	Grand Total Dispositions	2	2	1	25	0	3	0	0	0	0	0	0	9	0	4		
	Total Non-Trial Dispositions	2	2	1	25	0	3	0	0	0	0	0	0	9	0	4		
	Total Bench Trial Dispositions	0	0	0	0	0	0	0	0	0	0	0	0	0	0	0		
Total Jury Trial Dispositions	0	0	0	0	0	0	0	0	0	0	0	0	0	0	0			

Source: Uniform System for Judicial Records, Nevada AOC, Research and Statistics Unit.

Table B2-2. Civil Caseload Processed by District Courts in Nevada, Fiscal Year 2019.

District Court Civil Caseload, Probate, Construction Defect, and Contract (3 of 3)				Probate						Construction Defect		Contract						
				Summary Administration	General Administration	Special Administration	Set Aside	Probate Trust/Conservatorship	Other Probate	Chapter 40	Other Construction Defect	Uniform Commercial Code (UCC)	Building and Construction	Insurance Carrier	Commercial Instrument	Collection of Accounts	Employment Contract	Other Contract
8th Judicial District	Clark County	Clark County District Court	New Filings (cases)	1,143	447	679	761	248	603	28	3	13	39	154	140	1,553	47	1,017
			Reopened (cases)	9	8	13	11	7	45	5	1	2	3	17	1	20	3	56
			Grand Total Dispositions	829	389	474	627	85	457	54	22	19	60	180	177	1,357	48	1,077
			Total Non-Trial Dispositions	829	389	474	627	85	457	54	21	18	58	180	169	1,346	47	1,038
			Total Bench Trial Dispositions	0	0	0	0	0	0	0	0	0	2	0	8	11	1	35
			Total Jury Trial Dispositions	0	0	0	0	0	0	1	1	0	0	0	0	0	4	
9th Judicial District	Douglas County	Douglas County District Court	New Filings (cases)	22	39	19	13	15	3	2	0	0	4	0	1	14	0	18
			Reopened (cases) ^b	-	-	-	-	-	-	-	-	-	-	-	-	-	-	-
			Grand Total Dispositions	37	65	36	22	15	5	3	1	0	3	1	1	28	1	11
			Total Non-Trial Dispositions	37	65	36	22	15	5	3	1	0	3	1	1	28	1	11
			Total Bench Trial Dispositions	0	0	0	0	0	0	0	0	0	0	0	0	0	0	0
			Total Jury Trial Dispositions	0	0	0	0	0	0	0	0	0	0	0	0	0		
10th Judicial District	Churchill County	Churchill County District Court	New Filings (cases)	16	10	7	15	1	3	0	0	0	0	0	0	9	0	3
			Reopened (cases)	12	4	4	1	0	0	0	0	0	0	0	0	0	0	0
			Grand Total Dispositions	35	16	13	11	1	2	0	0	0	0	0	0	5	0	3
			Total Non-Trial Dispositions	35	16	13	11	1	2	0	0	0	0	0	0	5	0	3
			Total Bench Trial Dispositions	0	0	0	0	0	0	0	0	0	0	0	0	0	0	0
			Total Jury Trial Dispositions	0	0	0	0	0	0	0	0	0	0	0	0	0		
11th Judicial District	Lander County	Lander County District Court	New Filings (cases)	3	1	4	10	0	1	0	0	0	0	0	0	1	0	0
			Reopened (cases)	0	0	0	0	0	0	0	0	0	0	0	0	0	0	0
			Grand Total Dispositions	2	0	2	9	0	1	0	0	0	1	0	0	5	0	0
			Total Non-Trial Dispositions	2	0	2	9	0	1	0	0	0	1	0	0	5	0	0
			Total Bench Trial Dispositions	0	0	0	0	0	0	0	0	0	0	0	0	0	0	0
				Total Jury Trial Dispositions	0	0	0	0	0	0	0	0	0	0	0	0		
	Mineral County	Mineral County District Court	New Filings (cases)	1	1	2	7	0	0	0	2	0	0	0	0	1	0	0
			Reopened (cases)	0	0	0	0	0	0	0	0	0	0	0	0	0	0	0
			Grand Total Dispositions	1	0	0	4	0	0	0	1	0	0	0	0	2	0	0
			Total Non-Trial Dispositions	1	0	0	4	0	0	0	1	0	0	0	0	2	0	0
			Total Bench Trial Dispositions	0	0	0	0	0	0	0	0	0	0	0	0	0	0	0
				Total Jury Trial Dispositions	0	0	0	0	0	0	0	0	0	0	0	0		
	Pershing County	Pershing County District Court	New Filings (cases)	4	1	3	15	0	2	0	0	0	0	1	1	3	0	0
			Reopened (cases)	0	0	2	2	0	2	0	0	0	0	1	0	0	0	0
			Grand Total Dispositions	2	0	11	16	0	3	0	0	0	0	3	0	4	0	0
Total Non-Trial Dispositions			2	0	11	16	0	3	0	0	0	0	3	0	4	0	0	
Total Bench Trial Dispositions			0	0	0	0	0	0	0	0	0	0	0	0	0	0	0	
			Total Jury Trial Dispositions	0	0	0	0	0	0	0	0	0	0	0	0			

^b Reopened cases not reported.

Source: Uniform System for Judicial Records, Nevada AOC, Research and Statistics Unit.

Table B2-2. Civil Caseload Processed by District Courts in Nevada, Fiscal Year 2019.

District Court Civil Caseload, Judicial Review/Appeal, Civil Writ, and Other Civil (1 of 3)			Judicial Review/Appeal						Civil Writ					Other Civil				
			Petition to Seal Records	Mental Competency	Department of Motor Vehicle Appeal	Worker's Compensation Appeal	Other Nevada State Agency Appeal	Appeal from Lower Court	Other Judicial Review/Appeal	Writ of Habeas Corpus	Writ of Mandamus	Writ of Quo Warranto	Writ of Prohibition	Other Civil Writ	Compromise of Minor's Claim	Foreign Judgment	Other Civil Matters	
Totals^a	Nevada District Courts	New Filings (cases)	758	165	9	102	169	537	127	888	134	1	2	36	1,985	612	5,051	
		Reopened (cases)	15	1	2	4	3	5	16	14	7	0	0	3	31	9	216	
		Grand Total Dispositions	792	162	12	115	131	535	217	1,012	130	0	3	28	1,947	600	4,965	
		Total Non-Trial Dispositions	791	162	12	114	130	532	215	1,010	129	0	3	28	1,945	599	4,933	
		Total Bench Trial Dispositions	1	0	0	1	1	3	2	2	1	0	0	0	1	1	28	
	Total Jury Trial Dispositions	0	0	0	0	0	0	0	0	0	0	0	0	1	0	4		
1st Judicial District	Carson City District Court	New Filings (cases)	9	0	0	7	87	4	14	0	20	0	0	1	19	5	80	
		Reopened (cases)	0	0	0	0	2	0	0	0	0	0	0	0	3	1	8	
		Grand Total Dispositions	9	0	0	3	79	1	11	0	18	0	0	0	10	2	77	
		Total Non-Trial Dispositions	9	0	0	3	79	1	11	0	18	0	0	0	10	2	77	
		Total Bench Trial Dispositions	0	0	0	0	0	0	0	0	0	0	0	0	0	0	0	
		Total Jury Trial Dispositions	0	0	0	0	0	0	0	0	0	0	0	0	0	0	0	
	Storey County District Court	New Filings (cases)	0	0	0	0	0	0	0	0	0	4	0	0	1	0	0	4
		Reopened (cases)	0	0	0	0	0	0	0	0	0	0	0	0	0	0	0	
		Grand Total Dispositions	0	0	0	0	0	0	0	0	0	0	0	0	0	0	1	
		Total Non-Trial Dispositions	0	0	0	0	0	0	0	0	0	0	0	0	0	0	1	
Total Bench Trial Dispositions		0	0	0	0	0	0	0	0	0	0	0	0	0	0	0		
	Total Jury Trial Dispositions	0	0	0	0	0	0	0	0	0	0	0	0	0	0	0		
2nd Judicial District	Washoe County District Court	New Filings (cases)	67	151	3	3	3	9	17	0	10	0	0	3	131	38	1,177	
		Reopened (cases)	11	0	0	0	1	2	8	0	2	0	0	2	7	1	114	
		Grand Total Dispositions	103	147	0	7	12	10	51	1	9	0	0	4	168	33	1,099	
		Total Non-Trial Dispositions	102	147	0	6	11	10	50	1	8	0	0	4	168	33	1,092	
		Total Bench Trial Dispositions	1	0	0	1	1	0	1	0	1	0	0	0	0	0	5	
	Total Jury Trial Dispositions	0	0	0	0	0	0	0	0	0	0	0	0	0	0	2		
3rd Judicial District	Lyon County District Court	New Filings (cases)	8	6	0	0	0	3	0	9	2	0	0	3	7	1	51	
		Reopened (cases)	0	0	0	0	0	0	1	0	1	0	0	0	0	0	2	
		Grand Total Dispositions	7	6	0	0	1	4	2	4	2	0	0	2	7	7	60	
		Total Non-Trial Dispositions	7	6	0	0	1	3	2	4	2	0	0	2	7	7	59	
		Total Bench Trial Dispositions	0	0	0	0	0	1	0	0	0	0	0	0	0	0	1	
	Total Jury Trial Dispositions	0	0	0	0	0	0	0	0	0	0	0	0	0	0	0		
4th Judicial District	Elko County District Court	New Filings (cases)	6	5	0	0	0	1	0	14	1	0	0	1	7	6	33	
		Reopened (cases)	1	1	0	0	0	0	0	1	0	0	0	0	5	0	1	
		Grand Total Dispositions	7	6	0	1	0	1	3	18	2	0	0	1	11	6	35	
		Total Non-Trial Dispositions	7	6	0	1	0	1	3	18	2	0	0	1	11	6	35	
		Total Bench Trial Dispositions	0	0	0	0	0	0	0	0	0	0	0	0	0	0	0	
	Total Jury Trial Dispositions	0	0	0	0	0	0	0	0	0	0	0	0	0	0	0		

^a Totals reflect aggregate information from the Nevada District Courts. Information contained herein may reflect non-standard reporting and is noted by subsequent footnotes. This table contains both USJR Phase II and Source: Uniform System for Judicial Records, Nevada AOC, Research and Statistics Unit.

Table B2-2. Civil Caseload Processed by District Courts in Nevada, Fiscal Year 2019.

District Court Civil Caseload, Judicial Review/Appeal, Civil Writ, and Other Civil (2 of 3)				Judicial Review/Appeal							Civil Writ					Other Civil			
				Petition to Seal Records	Mental Competency	Department of Motor Vehicle Appeal	Worker's Compensation Appeal	Other Nevada State Agency Appeal	Appeal from Lower Court	Other Judicial Review/Appeal	Writ of Habeas Corpus	Writ of Mandamus	Writ of Quo Warranto	Writ of Prohibition	Other Civil Writ	Compromise of Minor's Claim	Foreign Judgment	Other Civil Matters	
5th Judicial District	Esmeralda County District Court	New Filings (cases)	0	0	0	0	0	8	0	0	0	0	0	0	0	0	0	0	
		Reopened (cases)	0	0	0	0	0	0	0	0	0	0	0	0	0	0	0	0	0
		Grand Total Dispositions	0	0	0	0	0	0	0	0	0	0	0	0	0	0	0	0	0
		Total Non-Trial Dispositions	0	0	0	0	0	0	0	0	0	0	0	0	0	0	0	0	0
		Total Bench Trial Dispositions	0	0	0	0	0	0	0	0	0	0	0	0	0	0	0	0	0
	Total Jury Trial Dispositions	0	0	0	0	0	0	0	0	0	0	0	0	0	0	0	0	0	0
	Nye County District Court	New Filings (cases)	5	0	0	0	0	4	6	0	1	0	0	3	7	3	38		
		Reopened (cases)	0	0	0	0	0	0	0	0	0	0	0	0	0	0	1		
		Grand Total Dispositions	4	0	0	0	0	2	1	1	0	0	0	2	4	0	14		
		Total Non-Trial Dispositions	4	0	0	0	0	2	1	1	0	0	0	2	4	0	14		
Total Bench Trial Dispositions		0	0	0	0	0	0	0	0	0	0	0	0	0	0	0			
Total Jury Trial Dispositions	0	0	0	0	0	0	0	0	0	0	0	0	0	0	0				
6th Judicial District	Humboldt County District Court	New Filings (cases)	8	3	0	0	1	0	0	6	6	0	0	0	2	4	13		
		Reopened (cases)	0	0	0	0	0	0	0	0	0	0	0	0	0	0	0		
		Grand Total Dispositions	8	3	0	1	2	0	1	14	5	0	0	0	3	5	9		
		Total Non-Trial Dispositions	8	3	0	1	2	0	0	12	5	0	0	0	3	5	9		
		Total Bench Trial Dispositions	0	0	0	0	0	0	1	2	0	0	0	0	0	0	0		
Total Jury Trial Dispositions	0	0	0	0	0	0	0	0	0	0	0	0	0	0	0				
7th Judicial District	Eureka County District Court	New Filings (cases)	1	0	0	0	0	0	0	0	0	0	0	0	0	0	3		
		Reopened (cases)	0	0	0	0	0	0	0	0	0	0	0	0	0	0	0		
		Grand Total Dispositions	1	0	0	0	1	0	0	0	0	0	0	0	0	0	1		
		Total Non-Trial Dispositions	1	0	0	0	1	0	0	0	0	0	0	0	0	0	1		
		Total Bench Trial Dispositions	0	0	0	0	0	0	0	0	0	0	0	0	0	0	0		
	Total Jury Trial Dispositions	0	0	0	0	0	0	0	0	0	0	0	0	0	0	0			
	Lincoln County District Court	New Filings (cases)	0	0	0	0	0	0	0	4	0	0	0	0	0	0	12		
		Reopened (cases)	0	0	0	0	0	0	0	0	0	0	0	0	0	0	0		
		Grand Total Dispositions	0	0	0	0	0	0	0	16	0	0	0	0	0	1	8		
		Total Non-Trial Dispositions	0	0	0	0	0	0	0	16	0	0	0	0	0	1	7		
		Total Bench Trial Dispositions	0	0	0	0	0	0	0	0	0	0	0	0	0	0	1		
	Total Jury Trial Dispositions	0	0	0	0	0	0	0	0	0	0	0	0	0	0	0			
	White Pine County District Court	New Filings (cases)	2	0	0	0	1	8	0	64	13	0	0	0	1	5	30		
		Reopened (cases)	0	0	0	0	0	1	0	2	0	0	0	0	0	1	0		
		Grand Total Dispositions	2	0	0	0	1	8	1	85	24	0	0	0	1	2	21		
Total Non-Trial Dispositions		2	0	0	0	1	8	1	85	24	0	0	0	1	1	21			
Total Bench Trial Dispositions		0	0	0	0	0	0	0	0	0	0	0	0	0	1	0			
Total Jury Trial Dispositions	0	0	0	0	0	0	0	0	0	0	0	0	0	0	0				

Source: Uniform System for Judicial Records, Nevada AOC, Research and Statistics Unit.

Table B2-2. Civil Caseload Processed by District Courts in Nevada, Fiscal Year 2019.

District Court Civil Caseload, Judicial Review/Appeal, Civil Writ, and Other Civil (3 of 3)				Judicial Review/Appeal							Civil Writ					Other Civil		
				Petition to Seal Records	Mental Competency	Department of Motor Vehicle Appeal	Worker's Compensation Appeal	Other Nevada State Agency Appeal	Appeal from Lower Court	Other Judicial Review/Appeal	Writ of Habeas Corpus	Writ of Mandamus	Writ of Quo Warranto	Writ of Prohibition	Other Civil Writ	Compromise of Minor's Claim	Foreign Judgment	Other Civil Matters
8th Judicial District	Clark County District Court	New Filings (cases)	644	0	6	92	77	493	87	791	62	1	2	15	1,805	546	3,447	
		Reopened (cases)	3	0	0	4	0	2	7	11	1	0	0	0	15	6	73	
		Grand Total Dispositions	644	0	11	103	35	505	140	873	52	0	3	9	1,737	544	3,440	
		Total Non-Trial Dispositions	644	0	11	103	35	503	140	873	52	0	3	9	1,735	544	3,417	
		Total Bench Trial Dispositions	0	0	0	0	0	2	0	0	0	0	0	0	1	0	21	
		Total Jury Trial Dispositions	0	0	0	0	0	0	0	0	0	0	0	1	0	2		
9th Judicial District	Douglas County District Court	New Filings (cases)	2	0	0	0	0	6	3	0	0	0	0	0	2	3	97	
		Reopened (cases)^b	-	-	-	-	-	-	-	-	-	-	-	-	-	-	-	
		Grand Total Dispositions	2	0	0	0	0	4	6	0	0	0	0	2	2	0	120	
		Total Non-Trial Dispositions	2	0	0	0	0	4	6	0	0	0	0	2	2	0	120	
		Total Bench Trial Dispositions	0	0	0	0	0	0	0	0	0	0	0	0	0	0	0	
		Total Jury Trial Dispositions	0	0	0	0	0	0	0	0	0	0	0	0	0	0		
10th Judicial District	Churchill County District Court	New Filings (cases)	4	0	0	0	0	1	0	0	1	0	0	3	3	1	8	
		Reopened (cases)	0	0	0	0	0	0	0	0	0	0	0	0	1	0	1	
		Grand Total Dispositions	3	0	0	0	0	0	0	0	0	0	0	3	2	0	14	
		Total Non-Trial Dispositions	3	0	0	0	0	0	0	0	0	0	0	3	2	0	14	
		Total Bench Trial Dispositions	0	0	0	0	0	0	0	0	0	0	0	0	0	0	0	
		Total Jury Trial Dispositions	0	0	0	0	0	0	0	0	0	0	0	0	0	0		
11th Judicial District	Lander County District Court	New Filings (cases)	0	0	0	0	0	0	0	0	2	0	0	0	1	0	13	
		Reopened (cases)	0	0	0	0	0	0	0	0	0	0	0	0	0	0	0	
		Grand Total Dispositions	0	0	0	0	0	0	0	0	3	0	0	0	2	0	14	
		Total Non-Trial Dispositions	0	0	0	0	0	0	0	0	3	0	0	0	2	0	14	
		Total Bench Trial Dispositions	0	0	0	0	0	0	0	0	0	0	0	0	0	0	0	
			Total Jury Trial Dispositions	0	0	0	0	0	0	0	0	0	0	0	0	0	0	
	Mineral County District Court	New Filings (cases)	2	0	0	0	0	0	0	0	0	0	0	0	0	0	8	
		Reopened (cases)	0	0	0	0	0	0	0	0	0	0	0	0	0	0	0	
		Grand Total Dispositions	2	0	0	0	0	0	0	0	0	0	0	0	0	0	7	
		Total Non-Trial Dispositions	2	0	0	0	0	0	0	0	0	0	0	0	0	0	7	
		Total Bench Trial Dispositions	0	0	0	0	0	0	0	0	0	0	0	0	0	0	0	
			Total Jury Trial Dispositions	0	0	0	0	0	0	0	0	0	0	0	0	0	0	
	Pershing County District Court	New Filings (cases)	0	0	0	0	0	0	0	0	12	0	0	6	0	0	37	
Reopened (cases)		0	0	2	0	0	0	0	0	3	0	0	1	0	0	16		
Grand Total Dispositions		0	0	1	0	0	0	1	0	15	0	0	5	0	0	45		
Total Non-Trial Dispositions		0	0	1	0	0	0	1	0	15	0	0	5	0	0	45		
Total Bench Trial Dispositions		0	0	0	0	0	0	0	0	0	0	0	0	0	0	0		
		Total Jury Trial Dispositions	0	0	0	0	0	0	0	0	0	0	0	0	0	0		

^b Reopened cases not reported.

Source: Uniform System for Judicial Records, Nevada AOC, Research and Statistics Unit.

Table B3. Family Caseload Processed by District Courts in Nevada, Fiscal Year 2019.

District Court, Family Caseload (1 of 3)			Domestic Relations Case										Mental Health Case	Guardianships Case	Totals		
			Marriage Dissolution	Paternity	Visitation (Non-Divorce)	Adoptions	Custody (Non-Divorce)	Support			TPR ^a					Request for Domestic Violence Protective Orders (TPOs)	Other Domestic Relations
								IV-D UIFSA	IV-D Intrastate	Other Support	State Initiated (TPR) Petition	Other (TPR) Petition					
Totals^b	Nevada District Courts	New Filings (cases)	17,064	299	87	1,298	3,383	1,755	5,221	68	156	532	10,899	2,568	9,281	2,513	55,124
		Reopened (cases)	4,209	252	31	41	1,774	3,023	3,490	41	10	32	140	180	7,229	2,898	23,350
		Grand Total Dispositions	20,397	575	88	1,257	4,334	3,280	5,313	145	238	509	11,707	2,665	18,939	6,208	75,655
		Total Non-Trial Dispositions	20,139	560	84	1,149	4,167	3,268	5,281	145	107	495	11,704	2,662	18,721	5,873	74,355
		Total Trial Dispositions	258	15	4	108	167	12	32	0	131	14	3	3	218	335	1,300
1st Judicial District	Carson City District Court	New Filings (cases)	410	2	0	53	111	10	47	38	13	29	127	69	73	77	1,059
		Reopened (cases)	121	5	0	1	53	101	69	32	1	1	1	2	0	31	418
		Grand Total Dispositions	441	9	1	56	108	124	132	49	18	21	113	65	55	141	1,333
		Total Non-Trial Dispositions	436	9	0	56	103	124	132	49	18	21	113	65	55	141	1,322
		Total Trial Dispositions	5	0	1	0	5	0	0	0	0	0	0	0	0	0	0
1st Judicial District	Storey County District Court	New Filings (cases)	18	0	0	0	1	0	0	1	0	0	3	1	0	1	25
		Reopened (cases)	0	0	0	0	0	0	0	0	0	0	0	0	0	0	0
		Grand Total Dispositions	1	0	0	0	0	0	0	0	0	0	0	0	0	0	1
		Total Non-Trial Dispositions	1	0	0	0	0	0	0	0	0	0	0	0	0	0	1
		Total Trial Dispositions	0	0	0	0	0	0	0	0	0	0	0	0	0	0	0
2nd Judicial District	Washoe County District Court	New Filings (cases)	2,080	23	30	251	490	904 ^c	(c)	2	137	0	2,236	110	2,768	460	9,491
		Reopened (cases)	800	23	6	16	383	1,197		0	3	3	77	14	2	58	2,582
		Grand Total Dispositions	2,225	24	21	208	523	922		0	145	0	2,168	103	2,776	451	9,566
		Total Non-Trial Dispositions	2,165	22	19	126	457	922		0	42	0	2,168	102	2,558	118	8,699
		Total Trial Dispositions	60	2	2	82	66	0		0	103	0	0	1	218	333	867
3rd Judicial District	Lyon County District Court	New Filings (cases)	253	0	0	22	62	51	123	0	0	19	0	40	0	50	620
		Reopened (cases)	63	0	0	0	40	51	172	0	0	0	0	2	0	105	433
		Grand Total Dispositions	316	1	0	23	82	98	279	1	0	13	0	47	0	179	1,039
		Total Non-Trial Dispositions	316	1	0	23	82	98	279	1	0	13	0	47	0	179	1,039
		Total Trial Dispositions	0	0	0	0	0	0	0	0	0	0	0	0	0	0	0
4th Judicial District	Elko County District Court	New Filings (cases)	146	8	4	33	42	27	153	3	2	20	12	38	0	51	539
		Reopened (cases)	98	9	0	4	12	88	117	7	0	0	1	11	0	101	448
		Grand Total Dispositions	243	9	1	33	29	113	238	9	4	20	12	42	0	155	908
		Total Non-Trial Dispositions	243	9	1	33	29	113	238	9	4	20	12	42	0	155	908
		Total Trial Dispositions	0	0	0	0	0	0	0	0	0	0	0	0	0	0	0

^a NRS Chapter 128 allows termination of parental rights through motion in existing juvenile child abuse and neglect cases (Table B4). These terminations through motion are not captured in the USJR statistics.

^b Totals reflect aggregate information from the Nevada District Courts. Information contained herein may reflect non-standard reporting and is noted by subsequent footnotes.

^c All IV-D matters reported in the IV-D UIFSA case type.

Source: Uniform System for Judicial Records, Nevada AOC, Research and Statistics Unit.

Table B3. Family Caseload Processed by District Courts in Nevada, Fiscal Year 2019.

District Court, Family Caseload (2 of 3)			Domestic Relations Case											Mental Health Case	Guardianships Case	Totals	
			Marriage Dissolution	Paternity	Visitation (Non-Divorce)	Adoptions	Custody (Non-Divorce)	Support			TPR ^a		Request for Domestic Violence Protective Orders (TPOs)				Other Domestic Relations
								IV-D UIFSA	IV-D Intrastate	Other Support	State Initiated (TPR) Petition	Other (TPR) Petition					
5th Judicial District	Esmeralda County District Court	New Filings (cases)	6	0	0	0	0	0	0	0	0	0	0	0	0	0	6
		Reopened (cases)	0	0	0	0	0	0	0	0	0	0	0	0	0	0	0
		Grand Total Dispositions	0	0	0	0	0	0	0	0	0	0	0	0	0	0	0
		Total Non-Trial Dispositions	0	0	0	0	0	0	0	0	0	0	0	0	0	0	0
	Total Trial Dispositions	0	0	0	0	0	0	0	0	0	0	0	0	0	0	0	
	Nye County District Court	New Filings (cases)	361	5	0	11	38	127	14	1	3	6	0	8	0	35	609
Reopened (cases)		6	1	0	0	0	0	1	0	0	2	0	1	0	5	16	
Grand Total Dispositions		357	2	0	12	17	49	3	0	1	5	0	7	0	17	470	
Total Non-Trial Dispositions		357	2	0	11	16	49	3	0	1	5	0	7	0	17	468	
Total Trial Dispositions	0	0	0	1	1	0	0	0	0	0	0	0	0	0	2		
6th Judicial District	Humboldt County District Court	New Filings (cases)	210	4	0	12	17	0	43	0	0	5	17	13	0	21	342
		Reopened (cases)	50	0	0	0	5	73	74	0	0	0	0	0	0	5	207
		Grand Total Dispositions ^d	310	10	0	10	15	242	149	0	0	9	22	13	0	59	839 ^d
		Total Non-Trial Dispositions	310	10	0	10	15	242	149	0	0	9	22	13	0	59	839
Total Trial Dispositions	0	0	0	0	0	0	0	0	0	0	0	0	0	0	0		
7th Judicial District	Eureka County District Court	New Filings (cases)	8	0	0	2	0	0	0	0	0	0	0	0	0	4	14
		Reopened (cases)	0	0	0	0	0	0	0	0	0	0	0	0	0	0	0
		Grand Total Dispositions	5	0	0	1	0	0	0	0	0	0	0	0	0	0	6
		Total Non-Trial Dispositions	5	0	0	1	0	0	0	0	0	0	0	0	0	0	6
	Total Trial Dispositions	0	0	0	0	0	0	0	0	0	0	0	0	0	0	0	
	Lincoln County District Court	New Filings (cases)	22	0	0	3	0	0	1	0	0	0	0	4	0	4	34
		Reopened (cases)	0	0	0	0	0	1	0	0	0	0	0	0	0	1	
		Grand Total Dispositions	23	1	0	3	0	4	3	0	0	0	0	2	0	4	40
		Total Non-Trial Dispositions	23	1	0	3	0	4	2	0	0	0	0	2	0	4	39
	Total Trial Dispositions	0	0	0	0	0	0	1	0	0	0	0	0	0	0	1	
White Pine County District Court	New Filings (cases)	55	0	0	3	19	7	13	0	1	4	0	7	0	11	120	
	Reopened (cases)	16	1	0	0	7	9	14	0	0	0	0	2	0	1	50	
	Grand Total Dispositions	68	1	0	3	18	13	33	0	0	5	0	9	0	13	163	
	Total Non-Trial Dispositions	60	1	0	0	13	1	2	0	0	3	0	9	0	11	100	
Total Trial Dispositions	8	0	0	3	5	12	31	0	0	2	0	0	0	2	63		

^a NRS Chapter 128 allows termination of parental rights through motion in existing juvenile child abuse and neglect cases (Table B4). These terminations through motion are not captured in the USJR statistics.

^d Includes administrative case closures.

Source: Uniform System for Judicial Records, Nevada AOC, Research and Statistics Unit.

Table B3. Family Caseload Processed by District Courts in Nevada, Fiscal Year 2019.

District Court, Family Caseload (3 of 3)				Domestic Relations Case											Mental Health Case	Guardianships Case	Totals		
				Marriage Dissolution	Paternity	Visitation (Non-Divorce)	Adoptions	Custody (Non-Divorce)	Support			TPR ^a		Request for Domestic Violence Protective Orders (TPOs)				Other Domestic Relations	
									IV-D UIFSA	IV-D Intrastate	Other Support	State Initiated (TPR) Petition	Other (TPR) Petition						
8th Judicial District	Clark County	Clark County District Court	New Filings (cases)	12,442	233	52	850	2,513	590	4,728	5	0	415	8,496	2,167	6,419	1,685	40,595	
			Reopened (cases)	2,973	213	25	19	1,251	1,342	3,023	0	6	26	61	148	7,226	2,573	18,886	
			Grand Total Dispositions	15,218	490	65	853	3,429	1,486	4,345	6	67	405	9,384	2,275	16,086	5,050	59,159	
			Total Non-Trial Dispositions	15,040	477	64	831	3,341	1,486	4,345	6	39	393	9,381	2,273	16,086	5,050	58,812	
			Total Trial Dispositions	178	13	1	22	88	0	0	0	28	12	3	2	0	0	0	347
9th Judicial District	Douglas County	Douglas County District Court	New Filings (cases)	329	18	1	14	39	2	17	15	0	11	0	86	0	57	589	
			Reopened (cases)^f	-	-	-	-	-	-	-	-	-	-	-	-	-	-	-	- ^f
			Grand Total Dispositions	375	24	0	11	40	11	49	75	0	12	0	73	0	80	750	
			Total Non-Trial Dispositions	375	24	0	11	40	11	49	75	0	12	0	73	0	80	750	
			Total Trial Dispositions	0	0	0	0	0	0	0	0	0	0	0	0	0	0	0	0
10th Judicial District	Churchill County	Churchill County District Court	New Filings (cases)	561	3	0	36	38	37	43	1	0	20	8	17	21	32	817	
			Reopened (cases)	56	0	0	0	17	156	13	0	0	0	0	1	12	255		
			Grand Total Dispositions	618	1	0	33	56	206	52	0	2	17	8	18	22	41	1,074	
			Total Non-Trial Dispositions	611	1	0	33	54	206	52	0	2	17	8	18	22	41	1,065	
			Total Trial Dispositions	7	0	0	0	2	0	0	0	0	0	0	0	0	0	9	
11th Judicial District	Lander County	Lander County District Court	New Filings (cases)	127	3	0	4	5	0	0	0	0	3	0	1	0	7	150	
			Reopened (cases)	21	0	0	0	4	0	0	0	0	0	0	0	0	1	26	
			Grand Total Dispositions	157	3	0	6	10	0	0	0	1	1	0	2	0	8	188	
			Total Non-Trial Dispositions	157	3	0	6	10	0	0	0	1	1	0	2	0	8	188	
		Total Trial Dispositions	0	0	0	0	0	0	0	0	0	0	0	0	0	0	0	0	
	Mineral County	Mineral County District Court	New Filings (cases)	21	0	0	1	4	0	20	0	0	0	0	5	0	7	58	
			Reopened (cases)	0	0	0	0	0	0	1	0	0	0	0	0	0	0	1	
			Grand Total Dispositions	20	0	0	1	3	2	13	1	0	0	0	8	0	1	49	
			Total Non-Trial Dispositions	20	0	0	1	3	2	13	1	0	0	0	8	0	1	49	
		Total Trial Dispositions	0	0	0	0	0	0	0	0	0	0	0	0	0	0	0	0	
	Pershing County	Pershing County District Court	New Filings (cases)	15	0	0	3	4	0	19	2	0	0	0	2	0	11	56	
			Reopened (cases)	5	0	0	1	2	5	6	2	0	0	0	0	0	6	27	
		Grand Total Dispositions	20	0	0	4	4	10	17	4	0	1	0	1	0	9	70		
		Total Non-Trial Dispositions	20	0	0	4	4	10	17	4	0	1	0	1	0	9	70		
	Total Trial Dispositions	0	0	0	0	0	0	0	0	0	0	0	0	0	0	0	0		

^a NRS Chapter 128 allows termination of parental rights through motion in existing juvenile child abuse and neglect cases (table B4). These terminations through motion are not captured in the USJR statistics.

^f Reopened cases not reported.

Source: Uniform System for Judicial Records, Nevada AOC, Research and Statistics Unit.

Table B4. Juvenile Caseload Processed by District Courts in Nevada, Fiscal Year 2019.

District Court, Juvenile Non-Traffic Caseload (1 of 3)			Delinquency					Status Petition	Dependency/ Child Victim ^a				Totals	Hearings			
			Person	Property	Drug	Public Order	Other Delinquency		Child Abuse/ Neglect Petition	Dependent (no fault)	Other Dependency Child Victim	Miscellaneous Petition		Informal Hearings (Involving a Judicial Officer)	Detention Hearings	Extradition Hearings	Protective Custody Hearings
Totals^b	Nevada District Courts	New Filings (cases)	2,148	1,227	840	446	1,691	147	1,911	9	4	130	8,553	645	4,404	119	2,827
		Reopened (cases)	254	228	129	35	183	9	212	0	0	1	1,051				
		Charges	1,179	700	608	381	11,504	156	-	-	-	-	14,528				
		Grand Total Dispositions	1,926	1,431	892	450	1,739	142	2,399	12	4	125	9,120				
		Total Non-Trial Dispositions	1,912	1,421	887	447	1,732	142	1,991	12	4	125	8,673				
	Total Trial Dispositions	14	10	5	3	7	0	408	0	0	0	447					
1st Judicial District	Carson City District Court	New Filings (cases)	38	22	12	4	8	20	25	0	0	3	132	0	99	0	28
		Reopened (cases)	18	34	10	3	7	1	100	0	0	0	173				
		Charges	58	46	21	14	27	20	-	-	-	-	186				
		Grand Total Dispositions	39	44	17	5	10	7	139	0	0	0	261				
		Total Non-Trial Dispositions	28	35	14	4	5	7	139	0	0	0	232				
	Total Trial Dispositions	11	9	3	1	5	0	0	0	0	0	29					
	Storey County District Court	New Filings (cases)	0	0	0	0	0	0	2	0	0	0	2	0	2	0	2
		Reopened (cases)	0	0	0	2	0	0	2	0	0	0	4				
		Charges	0	0	0	0	0	0	-	-	-	-	0				
		Grand Total Dispositions	0	0	0	1	0	0	3	0	0	0	4				
Total Non-Trial Dispositions		0	0	0	1	0	0	3	0	0	0	4					
Total Trial Dispositions	0	0	0	0	0	0	0	0	0	0	0						
2nd Judicial District	Washoe County District Court	New Filings (cases)	564	204	130	41	103	NR	361 ^c	(c)	(c)	NR	1,403	NR	635 ^d	(d)	488
		Reopened (cases)^f	-	-	-	-	-	-	-	-	-	-	-				
		Charges	848	439	312	144	448	-	-	-	-	-	2,191				
		Grand Total Dispositions	495	182	82	24	73	-	685	-	-	-	1,541				
		Total Non-Trial Dispositions	492	181	82	24	73	-	549	-	-	-	1,401				
Total Trial Dispositions	3	1	0	0	0	-	136	-	-	-	140						
3rd Judicial District	Lyon County District Court	New Filings (cases)	32	32	17	17	1	19	26	0	0	0	144	0	59	0	1
		Reopened (cases)	9	19	5	2	0	0	0	0	0	0	35				
		Charges	56	57	36	35	2	25	-	-	-	-	211				
		Grand Total Dispositions^g	39	91	46	25	13	30	16	0	0	0	260 ^g				
		Total Non-Trial Dispositions	39	91	46	25	13	30	16	0	0	0	260				
Total Trial Dispositions	0	0	0	0	0	0	0	0	0	0	0						
4th Judicial District	Elko County District Court	New Filings (cases)	26	34	44	20	61	4	16	0	0	0	205	228	112	0	0
		Reopened (cases)	0	0	0	0	0	2	9	0	0	0	11				
		Charges	37	44	84	44	124	4	-	-	-	-	337				
		Grand Total Dispositions	18	33	27	29	52	7	23	0	0	0	189				
		Total Non-Trial Dispositions	18	33	27	29	52	7	23	0	0	0	189				
Total Trial Dispositions	0	0	0	0	0	0	0	0	0	0	0						

^a May include termination of parental right actions filed through motion per NRS Chapter 128 in existing child abuse/neglect cases. These terminations through motion are not separately captured in the USJR statistics.
^b Totals reflect aggregate information from the Nevada District Courts. Information contained herein may reflect non-standard reporting and is noted by subsequent footnotes. Delinquency case types determined by the USJR charge hierarchy defined in the Nevada Courts Statistical Reporting Dictionary.
^c All Dependency/ Child Victim matters reported in the Child Abuse/Neglect Petition case type.
^d Detention hearings include extradition hearings counts.
^f Reopened cases not reported.
^g Includes administrative case closures.
 NR Not reported.

Source: Uniform System for Judicial Records, Nevada AOC, Research and Statistics Unit.

Table B4. Juvenile Caseload Processed by District Courts in Nevada, Fiscal Year 2019.

District Court, Juvenile Non-Traffic Caseload (2 of 3)			Delinquency					Status Petition	Dependency/ Child Victim ^a				Totals	Hearings				
			Person	Property	Drug	Public Order	Other Delinquency		Child Abuse/ Neglect Petition	Dependent (no fault)	Other Dependency Child Victim	Miscellaneous Petition		Informal Hearings (Involving a Judicial Officer)	Detention Hearings	Extradition Hearings	Protective Custody Hearings	
5th Judicial District	Esmeralda County District Court	New Filings (cases)	0	0	0	0	0	0	0	0	0	2	2	0	0	0	0	
		Reopened (cases)	0	0	0	0	0	0	0	0	0	0	0	0				
		Charges	0	0	0	0	0	0	-	-	-	-	0	0				
		Grand Total Dispositions	0	0	0	0	0	0	0	0	0	0	0	0				
	Total Non-Trial Dispositions		0	0	0	0	0	0	0	0	0	0	0	0				
	Total Trial Dispositions		0	0	0	0	0	0	0	0	0	0	0	0				
	Nye County District Court	New Filings (cases)	56	29	26	23	9	27	42	0	0	94	306	150	0	0	259	
		Reopened (cases)	2	0	1	0	0	2	1	0	0	1	7					
Charges		77	47	42	27	10	30	-	-	-	-	233						
Grand Total Dispositions		40	29	31	14	14	47	11	0	0	105	291						
Total Non-Trial Dispositions		40	29	31	14	14	47	11	0	0	105	291						
Total Trial Dispositions		0	0	0	0	0	0	0	0	0	0	0	0					
6th Judicial District	Humboldt County District Court	New Filings (cases)	12	5	11	39	2	0	16	0	0	4	89	0	0	0	0	
		Reopened (cases)	0	0	4	3	0	0	0	0	0	0	7					
		Charges	15	10	24	68	2	0	-	-	-	-	119					
		Grand Total Dispositions ^g	15	41	43	105	204	0	81	0	2	12	503 ^g					
		Total Non-Trial Dispositions		15	41	43	105	204	0	81	0	2	12	503				
Total Trial Dispositions		0	0	0	0	0	0	0	0	0	0	0						
7th Judicial District	Eureka County District Court	New Filings (cases)	0	1	0	0	2	0	2	0	0	0	5	0	0	0	2	
		Reopened (cases)	0	0	0	0	0	0	0	0	0	0	0	0				
		Charges	0	1	0	0	4	0	-	-	-	-	5					
		Grand Total Dispositions	0	1	0	0	3	0	0	0	0	0	4					
	Total Non-Trial Dispositions		0	1	0	0	3	0	0	0	0	0	4					
	Total Trial Dispositions		0	0	0	0	0	0	0	0	0	0	0					
	Lincoln County District Court	New Filings (cases)	2	0	5	5	1	1	0	0	0	0	14	0	0	0	0	
		Reopened (cases)	0	0	0	0	0	0	0	0	0	0	0					
		Charges	4	0	15	6	1	1	-	-	-	-	27					
		Grand Total Dispositions	2	0	5	7	1	1	0	0	1	0	17					
	Total Non-Trial Dispositions		2	0	5	6	1	1	0	0	1	0	16					
	Total Trial Dispositions		0	0	0	1	0	0	0	0	0	0	1					
White Pine County District Court	New Filings (cases)	22	6	13	7	65	0	4	5	0	0	122	5	13	0	49		
	Reopened (cases)	6	1	1	1	1	0	0	0	0	0	10						
	Charges	24	7	24	14	69	0	-	-	-	-	138						
	Grand Total Dispositions	37	13	20	9	66	0	5	5	0	0	155						
Total Non-Trial Dispositions		37	13	20	9	66	0	5	5	0	0	155						
Total Trial Dispositions		0	0	0	0	0	0	0	0	0	0	0						

^a May include termination of parental right actions filed through motion per NRS Chapter 128 in existing child abuse/neglect cases. These terminations through motion are not separately captured in the USJR statistics.

^g Includes administrative case closures.

Source: Uniform System for Judicial Records, Nevada AOC, Research and Statistics Unit.

Table B4. Juvenile Caseload Processed by District Courts in Nevada, Fiscal Year 2019.

District Court, Juvenile Non-Traffic Caseload (3 of 3)				Delinquency					Status Petition	Dependency/ Child Victim ^a				Totals	Hearings			
				Person	Property	Drug	Public Order	Other Delinquency		Child Abuse/ Neglect Petition	Dependent (no fault)	Other Dependency Child Victim	Miscellaneous Petition		Informal Hearings (Involving a Judicial Officer)	Detention Hearings	Extradition Hearings	Protective Custody Hearings
8th Judicial District	Clark County District Court ^h	New Filings (cases)	1,352	852	545	267	1,290	NR	1,386	3	0	15	5,710	NR	3,371	119	1,984	
		Reopened (cases)	213	169	90	24	164		81	0	0	0	741					
		Charges	-	-	-	-	10,640 ^h		-	-	-	-	10,640					
		Grand Total Dispositions	1,185	955	553	203	1,112		1,375	7	0	4	5,394					
		Total Non-Trial Dispositions	1,185	955	553	202	1,111		1,104	7	0	4	5,121					
Total Trial Dispositions	0	0	0	1	1		271	0	0	0	273							
9th Judicial District	Douglas County District Court	New Filings (cases)	1	18	3	4	54	0	10	0	3	8	101	NR	52	0	0	
		Reopened (cases) ^f	-	-	-	-	-	-	-	-	-	-	-					
		Charges	1	19	4	4	54	0	-	-	-	-	82					
		Grand Total Dispositions	3	18	4	8	53	0	13	0	1	3	103					
		Total Non-Trial Dispositions	3	18	4	8	53	0	13	0	1	3	103					
Total Trial Dispositions	0	0	0	0	0	0	0	0	0	0	0							
10th Judicial District	Churchill County District Court	New Filings (cases)	30	13	19	19	8	76	16	0	0	1	182	257	52	0	14	
		Reopened (cases)	5	5	13	0	1	4	19	0	0	0	47					
		Charges	44	18	29	25	8	76	-	-	-	-	200					
		Grand Total Dispositions	41	19	50	20	10	50	38	0	0	1	229					
		Total Non-Trial Dispositions	41	19	48	20	10	50	37	0	0	1	226					
Total Trial Dispositions	0	0	2	0	0	0	1	0	0	0	3							
11th Judicial District	Lander County District Court	New Filings (cases)	4	5	7	0	23	0	3	0	0	0	42	5	0	0	0	
		Reopened (cases)	0	0	1	0	0	0	0	0	0	0	1					
		Charges	5	5	9	0	26	0	-	-	-	-	45					
		Grand Total Dispositions	2	1	3	0	22	0	3	0	0	0	31					
	Total Non-Trial Dispositions	2	1	3	0	21	0	3	0	0	0	30						
	Total Trial Dispositions	0	0	0	0	1	0	0	0	0	0	1						
	Mineral County District Court	New Filings (cases)	0	0	4	0	8	0	0	1	1	3	17	0	4	0	0	
		Reopened (cases)	0	0	0	0	0	0	0	0	0	0	0					
		Charges	0	0	4	0	8	0	-	-	-	-	12					
		Grand Total Dispositions	0	0	0	0	0	0	0	0	0	0	0					
	Total Non-Trial Dispositions	0	0	0	0	0	0	0	0	0	0	0						
	Total Trial Dispositions	0	0	0	0	0	0	0	0	0	0	0						
Pershing County District Court	New Filings (cases)	9	6	4	0	56	0	2	0	0	0	77	0	5	0	0		
	Reopened (cases)	1	0	4	0	10	0	0	0	0	0	15						
	Charges	10	7	4	0	81	0	-	-	-	-	102						
	Grand Total Dispositions ^g	10	4	11	0	106	0	7	0	0	0	138 ^g						
Total Non-Trial Dispositions	10	4	11	0	106	0	7	0	0	0	138							
Total Trial Dispositions	0	0	0	0	0	0	0	0	0	0	0							

^a May include termination of parental right actions filed through motion per NRS Chapter 128 in existing child abuse/neglect cases. These terminations through motion are not separately captured in the USJR statistics.

^f Reopened cases not reported.

^g Includes administrative case closures.

^h Charges for all delinquency case types reported in the Other Delinquency case type.

NR Not reported.

Source: Uniform System for Judicial Records, Nevada AOC, Research and Statistics Unit.

Table B5-1. Criminal Caseload Processed by Justice Courts in Nevada, Fiscal Year 2019.

Justice Court, Criminal Caseload, Aggregate (1 of 4)			Felony, Total	Gross Misdemeanor, Total	Misdemeanor (Non-Traffic), Total	Criminal Case Totals	Traffic and Parking Totals
Totals^a	Nevada Justice Courts	New Filings (cases)	31,560	3,498	35,053	70,111	309,183
		Reopened (cases)	3,104	451	3,700	7,255	1,666
		Charges	60,073	7,482	48,984	116,539	382,721
		Grand Total Dispositions	32,811	3,513	38,061	74,385	287,329
		Total Non-Trial Dispositions	32,810	3,513	37,720	74,043	287,064
		Total Trial Dispositions	1	0	341	342	265
1st Judicial District	Carson City Justice Court	New Filings (cases)	814	115	1,246	2,175	9,687
		Reopened (cases)	14	3	6	23	0
		Charges	1,358	245	2,231	3,834	12,411
		Grand Total Dispositions	422	54	948	1,424	9,912
		Total Non-Trial Dispositions	422	54	935	1,411	9,900
		Total Trial Dispositions	0	0	13	13	12
Storey County Justice Court	New Filings (cases)	31	6	174	211	2,060	
	Reopened (cases)	0	0	0	0	0	
	Charges	47	9	200	256	2,719	
	Grand Total Dispositions	20	5	136	161	1,877	
	Total Non-Trial Dispositions	20	5	134	159	1,856	
	Total Trial Dispositions	0	0	2	2	21	
2nd Judicial District	Incline Village Justice Court	New Filings (cases)	15	5	194	214	1,850
		Reopened (cases)	4	0	63	67	16
		Charges	23	7	215	245	2,206
		Grand Total Dispositions	22	4	234	260	1,812
		Total Non-Trial Dispositions	22	4	234	260	1,812
		Total Trial Dispositions	0	0	0	0	0
	Reno Justice Court	New Filings (cases)	2,367	238	2,209	4,814	20,431
		Reopened (cases)	275	61	785	1,121	253
		Charges	4,167	489	3,161	7,817	25,913
		Grand Total Dispositions	2,444	280	2,674	5,398	21,062
		Total Non-Trial Dispositions	2,444	280	2,658	5,382	21,056
		Total Trial Dispositions	0	0	16	16	6
	Sparks Justice Court	New Filings (cases)	1,083	106	1,080	2,269	6,021
		Reopened (cases)	154	28	400	582	496
		Charges	1,935	213	1,548	3,696	8,136
		Grand Total Dispositions	1,215	124	1,428	2,767	6,232
		Total Non-Trial Dispositions	1,215	124	1,415	2,754	6,229
		Total Trial Dispositions	0	0	13	13	3
Wadsworth Justice Court	New Filings (cases)	0	0	49	49	2,542	
	Reopened (cases)	0	0	0	0	2	
	Charges	0	0	55	55	2,972	
	Grand Total Dispositions	0	0	42	42	2,390	
	Total Non-Trial Dispositions	0	0	41	41	2,388	
	Total Trial Dispositions	0	0	1	1	2	
3rd Judicial District	Canal Justice Court	New Filings (cases)	147	26	144	317	1,064
		Reopened (cases)	5	1	0	6	2
		Charges	307	58	186	551	1,288
		Grand Total Dispositions	159	30	144	333	1,149
		Total Non-Trial Dispositions	159	30	140	329	1,147
		Total Trial Dispositions	0	0	4	4	2
	Dayton Justice Court	New Filings (cases)	94	23	358	475	3,299
		Reopened (cases)	0	0	0	0	4
		Charges	165	38	448	651	4,036
		Grand Total Dispositions	97	17	325	439	3,316
		Total Non-Trial Dispositions	97	17	312	426	3,316
		Total Trial Dispositions	0	0	13	13	0
Walker River Justice Court	New Filings (cases)	133	16	355	504	3,102	
	Reopened (cases)	10	1	1	12	3	
	Charges	234	30	478	742	3,677	
	Grand Total Dispositions	140	18	350	508	3,010	
	Total Non-Trial Dispositions	140	18	344	502	2,990	
	Total Trial Dispositions	0	0	6	6	20	

^a Totals reflect aggregate information from the Nevada Justice Courts. Information contained herein may reflect non-standard reporting and is noted by subsequent footnotes. Case types determined by the USJR charge hierarchy defined in the Nevada Courts Statistical Reporting Dictionary.

Source: Uniform System for Judicial Records, Nevada AOC, Research and Statistics Unit.

Table B5-1. Criminal Caseload Processed by Justice Courts in Nevada, Fiscal Year 2019.

Justice Court, Criminal Caseload, Aggregate (2 of 4)			Felony, Total	Gross Misdemeanor, Total	Misdemeanor (Non-Traffic), Total	Criminal Case Totals	Traffic and Parking Totals	
4th Judicial District	Elko County	Carlin Justice Court	New Filings (cases)	0	0	101	101	875
			Reopened (cases)	0	0	0	0	0
			Charges	0	0	132	132	973
			Grand Total Dispositions	0	0	100	100	770
			Total Non-Trial Dispositions	0	0	93	93	767
			Total Trial Dispositions	0	0	7	7	3
		Eastline Justice Court	New Filings (cases)	0	0	99	99	640
			Reopened (cases)	0	0	0	0	0
			Charges	0	0	146	146	811
			Grand Total Dispositions	0	0	89	89	534
			Total Non-Trial Dispositions	0	0	86	86	531
			Total Trial Dispositions	0	0	3	3	3
		Elko Justice Court	New Filings (cases)	564	46	774	1,384	6,952
			Reopened (cases)	46	13	498	557	185
			Charges	1,170	216	1,261	2,647	8,136
			Grand Total Dispositions	590	71	1,202	1,863	6,466
Total Non-Trial Dispositions	590		71	1,171	1,832	6,452		
Total Trial Dispositions	0		0	31	31	14		
Wells Justice Court	New Filings (cases)	0	2	122	124	4,577		
	Reopened (cases)	0	0	1	1	2		
	Charges	0	2	166	168	5,033		
	Grand Total Dispositions	0	2	89	91	4,225		
	Total Non-Trial Dispositions	0	2	82	84	4,212		
	Total Trial Dispositions	0	0	7	7	13		
5th Judicial District	Esmeralda County	New Filings (cases)	0	0	0	0	3,074	
		Reopened (cases)	0	0	0	0	280	
		Charges	3	0	0	3	3,354	
		Grand Total Dispositions	3	0	1	4	3,925	
		Total Non-Trial Dispositions	3	0	0	3	3,914	
		Total Trial Dispositions	0	0	1	1	11	
	Beatty Justice Court	New Filings (cases)	46	5	58	109	1,395	
		Reopened (cases)	0	0	0	0	0	
		Charges	83	9	90	182	1,580	
		Grand Total Dispositions	46	6	57	109	1,360	
		Total Non-Trial Dispositions	46	6	56	108	1,360	
		Total Trial Dispositions	0	0	1	1	0	
	Pahrump Justice Court	New Filings (cases)	454	67	623	1,144	4,152	
		Reopened (cases)	55	14	144	213	231	
		Charges	759	124	845	1,728	5,183	
		Grand Total Dispositions	533	88	1,096	1,717	4,654	
Total Non-Trial Dispositions		532	88	1,084	1,704	4,631		
Total Trial Dispositions		1	0	12	13	23		
Tonopah Justice Court	New Filings (cases)	67	6	108	181	3,173		
	Reopened (cases)	1	0	0	1	11		
	Charges	122	13	138	273	3,542		
	Grand Total Dispositions	65	3	101	169	3,037		
	Total Non-Trial Dispositions	65	3	99	167	3,028		
	Total Trial Dispositions	0	0	2	2	9		
6th Judicial District	Humboldt County	New Filings (cases)	102	17	437	556	6,421	
		Reopened (cases)	0	1	0	1	2	
		Charges	162	22	543	727	7,365	
		Grand Total Dispositions	114	15	501	630	6,011	
		Total Non-Trial Dispositions	114	15	470	599	5,987	
Total Trial Dispositions	0	0	31	31	24			

Source: Uniform System for Judicial Records, Nevada AOC, Research and Statistics Unit.

Table B5-1. Criminal Caseload Processed by Justice Courts in Nevada, Fiscal Year 2019.

Justice Court, Criminal Caseload, Aggregate (3 of 4)			Felony, Total	Gross Misdemeanor, Total	Misdemeanor (Non-Traffic), Total	Criminal Case Totals	Traffic and Parking Totals	
7th Judicial District	Eureka County	Eureka Justice Court	New Filings (cases)	21	1	37	59	923
			Reopened (cases)	0	0	0	0	1
			Charges	56	3	86	145	1,026
			Grand Total Dispositions	21	1	57	79	1,091
			Total Non-Trial Dispositions	21	1	54	76	1,088
		Total Trial Dispositions	0	0	3	3	3	
	Lincoln County	Meadow Valley Justice Court	New Filings (cases)	24	8	79	111	1,185
			Reopened (cases)	1	0	2	3	1
			Charges	33	17	124	174	1,283
			Grand Total Dispositions	33	10	82	125	1,305
			Total Non-Trial Dispositions	33	10	79	122	1,304
			Total Trial Dispositions	0	0	3	3	1
		Pahrnagat Valley Justice Court	New Filings (cases)	19	2	39	60	3,589
	Reopened (cases)		0	0	0	0	10	
	Charges		29	3	58	90	3,904	
Grand Total Dispositions	20		2	28	50	3,486		
	Total Non-Trial Dispositions	20	2	28	50	3,483		
	Total Trial Dispositions	0	0	0	0	3		
White Pine County	Ely Justice Court	New Filings (cases)	158	16	120	294	2,655	
		Reopened (cases)	7	2	3	12	4	
		Charges	342	28	176	546	2,916	
		Grand Total Dispositions	140	21	114	275	2,366	
		Total Non-Trial Dispositions	140	21	108	269	2,363	
	Total Trial Dispositions	0	0	6	6	3		
8th Judicial District	Clark County	Boulder Justice Court	New Filings (cases)	72	14	26	112	1,677
			Reopened (cases)	5	1	0	6	2
			Charges	112	20	52	184	1,814
			Grand Total Dispositions	66	14	27	107	1,527
			Total Non-Trial Dispositions	66	14	23	103	1,515
			Total Trial Dispositions	0	0	4	4	12
		Bunkerville Justice Court	New Filings (cases)	4	0	10	14	634
			Reopened (cases)	1	0	1	2	1
			Charges	4	0	12	16	729
			Grand Total Dispositions	2	0	15	17	677
			Total Non-Trial Dispositions	2	0	15	17	676
			Total Trial Dispositions	0	0	0	0	1
	Goodsprings Justice Court	New Filings (cases)	62	5	163	230	10,867	
		Reopened (cases)	0	0	0	0	16	
		Charges	126	14	183	323	12,799	
		Grand Total Dispositions	51	2	128	181	9,763	
		Total Non-Trial Dispositions	51	2	127	180	9,757	
		Total Trial Dispositions	0	0	1	1	6	
	Henderson Justice Court	New Filings (cases)	2,074	264	472	2,810	5,587	
		Reopened (cases)	28	3	6	37	37	
		Charges	3,806	620	1,330	5,756	7,197	
		Grand Total Dispositions	1,992	240	525	2,757	6,262	
		Total Non-Trial Dispositions	1,992	240	524	2,756	6,260	
		Total Trial Dispositions	0	0	1	1	2	
Las Vegas Justice Court	New Filings (cases)	19,090	2,006	22,514	43,610	161,471		
	Reopened (cases)	2,430	317	1,629	4,376	- ^b		
	Charges	38,015	4,232	29,491	71,738	204,226		
	Grand Total Dispositions	20,562	2,013	24,216	46,791	145,731		
	Total Non-Trial Dispositions	20,562	2,013	24,117	46,692	145,721		
	Total Trial Dispositions	0	0	99	99	10		
Laughlin Justice Court	New Filings (cases)	197	12	397	606	8,286		
	Reopened (cases)	0	0	0	0	2		
	Charges	347	49	473	869	10,181		
	Grand Total Dispositions	268	26	319	613	7,103		
	Total Non-Trial Dispositions	268	26	319	613	7,103		
	Total Trial Dispositions	0	0	0	0	0		
Mesquite Justice Court	New Filings (cases)	173	14	3	190	2		
	Reopened (cases)	0	0	0	0	0		
	Charges	330	28	67	425	16		
	Grand Total Dispositions	198	13	6	217	2		
	Total Non-Trial Dispositions	198	13	6	217	2		
	Total Trial Dispositions	0	0	0	0	0		

^b Reopened cases not reported.

Source: Uniform System for Judicial Records, Nevada AOC, Research and Statistics Unit.

Table B5-1. Criminal Caseload Processed by Justice Courts in Nevada, Fiscal Year 2019.

Justice Court, Criminal Caseload, Aggregate (4 of 4)				Felony, Total	Gross Misdemeanor, Total	Misdemeanor (Non-Traffic), Total	Criminal Case Totals	Traffic and Parking Totals
8th Judicial District Cont.	Clark County Cont.	Moapa Justice Court	New Filings (cases)	23	2	30	55	1,866
			Reopened (cases)	1	0	1	2	6
			Charges	48	4	37	89	2,089
			Grand Total Dispositions	20	3	26	49	1,749
			Total Non-Trial Dispositions	20	3	26	49	1,749
		Total Trial Dispositions	0	0	0	0	0	
		Moapa Valley Justice Court	New Filings (cases)	26	4	92	122	1,130
			Reopened (cases)	0	0	0	0	0
			Charges	42	10	112	164	1,332
			Grand Total Dispositions	31	4	60	95	962
			Total Non-Trial Dispositions	31	4	51	86	960
		Total Trial Dispositions	0	0	9	9	2	
		North Las Vegas Justice Court	New Filings (cases)	2,788	331	371	3,490	1,129
			Reopened (cases)	38	3	7	48	2
			Charges	4,778	711	1,568	7,057	2,151
			Grand Total Dispositions	2,633	311	382	3,326	1,075
Total Non-Trial Dispositions	2,633		311	380	3,324	1,075		
Total Trial Dispositions	0	0	2	2	0			
Searchlight Justice Court	New Filings (cases)	20	2	48	70	3,818		
	Reopened (cases)	0	0	0	0	8		
	Charges	26	3	57	86	4,319		
	Grand Total Dispositions	16	3	36	55	3,267		
	Total Non-Trial Dispositions	16	3	35	54	3,259		
Total Trial Dispositions	0	0	1	1	8			
9th Judicial District	Douglas County	East Fork Justice Court	New Filings (cases)	239	30	768	1,037	4,769
			Reopened (cases)	19	3	135	157	66
			Charges	383	54	981	1,418	5,984
			Grand Total Dispositions	261	34	899	1,194	5,048
			Total Non-Trial Dispositions	261	34	881	1,176	5,029
		Total Trial Dispositions	0	0	18	18	19	
		Tahoe Justice Court	New Filings (cases)	139	22	660	821	3,209
			Reopened (cases)	7	0	15	22	7
			Charges	194	43	837	1,074	3,983
			Grand Total Dispositions	120	24	608	752	2,901
Total Non-Trial Dispositions	120		24	594	738	2,894		
Total Trial Dispositions	0	0	14	14	7			
10th Judicial District	Churchill County	New River Justice Court	New Filings (cases)	248	58	495	801	4,744
			Reopened (cases)	1	0	1	2	5
			Charges	430	96	599	1,125	5,697
			Grand Total Dispositions	281	59	548	888	4,807
			Total Non-Trial Dispositions	281	59	534	874	4,789
Total Trial Dispositions	0	0	14	14	18			
11th Judicial District	Lander County	Argenta Justice Court	New Filings (cases)	35	4	124	163	1,645
			Reopened (cases)	0	0	0	0	0
			Charges	41	18	139	198	1,883
			Grand Total Dispositions	45	5	136	186	1,703
			Total Non-Trial Dispositions	45	5	136	186	1,703
		Total Trial Dispositions	0	0	0	0	0	
		Austin Justice Court	New Filings (cases)	2	0	6	8	1,207
			Reopened (cases)	0	0	0	0	0
			Charges	3	0	6	9	1,321
			Grand Total Dispositions	0	0	36 ^c	36 ^c	1,040
	Total Non-Trial Dispositions		0	0	36	36	1,040	
	Total Trial Dispositions	0	0	0	0	0		
	Mineral County	Hawthorne Justice Court	New Filings (cases)	140	17	249	406	6,132
			Reopened (cases)	1	0	2	3	11
			Charges	214	36	460	710	6,965
			Grand Total Dispositions ⁱ	98	6	94	198 ⁱ	2,345 ⁱ
Total Non-Trial Dispositions			98	6	94	198	2,343	
Total Trial Dispositions	0	0	0	0	2			
Pershing County	Lake Justice Court	New Filings (cases)	89	8	219	316	1,343	
		Reopened (cases)	1	0	0	1	0	
		Charges	179	18	293	490	1,571	
		Grand Total Dispositions	83	5	202	290	1,377	
		Total Non-Trial Dispositions	83	5	199	287	1,375	
Total Trial Dispositions	0	0	3	3	2			

^c Includes administrative case closures.

ⁱ Incomplete.

Source: Uniform System for Judicial Records, Nevada AOC, Research and Statistics Unit.

Table B5-2. Criminal Caseload Processed by Justice Courts in Nevada, Fiscal Year 2019.

Justice Court, Criminal Caseload, Felony (1 of 6)			Crimes Against Persons, Felony	Domestic Violence, Felony	Older/Vulnerable Persons Abuse, Felony	Child Abuse & Neglect, Felony	Protection Order Violation, Felony	Crimes Against Property, Felony	Drugs, Felony	Weapons, Felony	Public Order, Felony	Motor Vehicle - DUI, Felony	Motor Vehicle - Reckless, Felony	Motor Vehicle - Other, Felony	Other, Felony	
Totals^a	Nevada Justice Courts	New Filings (cases)	6,414	1,521	110	752	49	9,081	11,227	1,095	202	451	18	145	495	
		Reopened (cases)	372	238	5	46	4	542	1,760	64	9	24	1	11	28	
		Charges	12,481	2,214	213	1,450	67	21,466	16,452	3,595	361	530	57	348	839	
		Grand Total Dispositions	6,415	1,700	67	737	43	9,403	12,068	1,086	171	464	16	167	474	
		Total Non-Trial Dispositions	6,415	1,700	67	737	43	9,402	12,068	1,086	171	464	16	167	474	
		Total Trial Dispositions	0	0	0	0	0	1	0	0	0	0	0	0	0	
1st Judicial District	Carson City Justice Court	New Filings (cases)	101	16	3	15	3	197	427	11	0	17	0	2	22	
		Reopened (cases)	1	0	0	0	0	3	7	0	0	1	1	1	0	
		Charges	155	19	3	19	3	383	649	68	3	18	0	7	31	
		Grand Total Dispositions	76	9	4	7	2	173	118	6	0	6	1	3	17	
		Total Non-Trial Dispositions	76	9	4	7	2	173	118	6	0	6	1	3	17	
	Total Trial Dispositions	0	0	0	0	0	0	0	0	0	0	0	0	0		
	Storey County Justice Court	New Filings (cases)	4	0	0	0	1	12	12	1	0	0	0	0	1	0
		Reopened (cases)	0	0	0	0	0	0	0	0	0	0	0	0	0	
		Charges	6	0	0	0	1	22	14	3	0	0	0	1	0	
		Grand Total Dispositions	5	0	0	0	0	5	8	1	0	1	0	0	0	
Total Non-Trial Dispositions		5	0	0	0	0	5	8	1	0	1	0	0	0		
Total Trial Dispositions	0	0	0	0	0	0	0	0	0	0	0	0	0			
2nd Judicial District	Incline Village Justice Court	New Filings (cases)	3	0	0	1	1	7	2	1	0	0	0	0	0	
		Reopened (cases)	0	1	0	2	0	0	1	0	0	0	0	0	0	
		Charges	5	2	0	1	1	10	3	1	0	0	0	0	0	
		Grand Total Dispositions	3	1	0	4	1	9	3	0	0	1	0	0	0	
		Total Non-Trial Dispositions	3	1	0	4	1	9	3	0	0	1	0	0	0	
	Total Trial Dispositions	0	0	0	0	0	0	0	0	0	0	0	0	0		
	Reno Justice Court	New Filings (cases)	541	61	4	94	4	834	637	69	3	52	0	26	42	
		Reopened (cases)	82	42	0	14	0	42	76	5	0	7	0	4	3	
		Charges	790	80	5	125	4	1,574	1,165	232	4	61	1	63	63	
		Grand Total Dispositions	571	85	3	99	2	816	638	71	3	58	1	42	55	
		Total Non-Trial Dispositions	571	85	3	99	2	816	638	71	3	58	1	42	55	
	Total Trial Dispositions	0	0	0	0	0	0	0	0	0	0	0	0	0		
	Sparks Justice Court	New Filings (cases)	178	41	1	55	5	462	248	26	1	29	0	16	21	
		Reopened (cases)	37	14	0	5	0	32	58	0	0	5	0	2	1	
		Charges	276	51	1	84	5	916	436	74	2	29	0	29	32	
		Grand Total Dispositions	236	53	1	60	1	481	286	27	0	32	0	16	22	
		Total Non-Trial Dispositions	236	53	1	60	1	481	286	27	0	32	0	16	22	
	Total Trial Dispositions	0	0	0	0	0	0	0	0	0	0	0	0	0		
	Wadsworth Justice Court	New Filings (cases)	0	0	0	0	0	0	0	0	0	0	0	0	0	
		Reopened (cases)	0	0	0	0	0	0	0	0	0	0	0	0	0	
Charges		0	0	0	0	0	0	0	0	0	0	0	0	0		
Grand Total Dispositions		0	0	0	0	0	0	0	0	0	0	0	0	0		
Total Non-Trial Dispositions		0	0	0	0	0	0	0	0	0	0	0	0	0		
Total Trial Dispositions	0	0	0	0	0	0	0	0	0	0	0	0	0			

^a Totals reflect aggregate information from the Nevada Justice Courts. Information contained herein may reflect non-standard reporting and is noted by subsequent footnotes. Case types determined by the USJR charge hierarchy defined in the Nevada Courts Statistical Reporting Dictionary.

Source: Uniform System for Judicial Records, Nevada AOC, Research and Statistics Unit.

Table B5-2. Criminal Caseload Processed by Justice Courts in Nevada, Fiscal Year 2019.

Justice Court, Criminal Caseload, Felony (2 of 6)		Crimes Against Persons, Felony	Domestic Violence, Felony	Older/Vulnerable Persons Abuse, Felony	Child Abuse & Neglect, Felony	Protection Order Violation, Felony	Crimes Against Property, Felony	Drugs, Felony	Weapons, Felony	Public Order, Felony	Motor Vehicle - DUI, Felony	Motor Vehicle - Reckless, Felony	Motor Vehicle - Other, Felony	Other, Felony			
3rd Judicial District	Lyon County	Canal Justice Court	New Filings (cases)	31	2	3	3	1	63	32	3	1	5	0	2	1	
			Reopened (cases)	2	1	1	0	0	1	0	0	0	0	0	0	0	0
			Charges	52	4	3	13	2	146	64	10	1	5	0	5	2	2
			Grand Total Dispositions	34	4	5	5	1	73	27	2	1	5	0	1	1	1
			Total Non-Trial Dispositions	34	4	5	5	1	73	27	2	1	5	0	1	1	1
			Total Trial Dispositions	0	0	0	0	0	0	0	0	0	0	0	0	0	0
			Dayton Justice Court	New Filings (cases)	28	3	2	5	0	24	20	3	0	4	0	1	4
			Reopened (cases)	0	0	0	0	0	0	0	0	0	0	0	0	0	0
			Charges	44	4	4	11	0	40	41	10	0	5	0	2	4	4
		Grand Total Dispositions	26	3	1	4	0	30	23	1	0	3	0	1	5		
		Total Non-Trial Dispositions	26	3	1	4	0	30	23	1	0	3	0	1	5		
		Total Trial Dispositions	0	0	0	0	0	0	0	0	0	0	0	0	0		
		Walker River Justice Court	New Filings (cases)	41	1	3	4	1	41	29	4	1	4	1	2	1	
		Reopened (cases)	3	3	0	0	0	1	0	0	0	2	0	1	0		
		Charges	68	2	3	5	1	94	36	12	1	4	1	6	1		
	Grand Total Dispositions	43	2	3	3	0	46	27	4	0	7	1	3	1			
	Total Non-Trial Dispositions	43	2	3	3	0	46	27	4	0	7	1	3	1			
	Total Trial Dispositions	0	0	0	0	0	0	0	0	0	0	0	0	0			
4th Judicial District	Elko County	Carlin Justice Court	New Filings (cases)	0	0	0	0	0	0	0	0	0	0	0	0	0	
			Reopened (cases)	0	0	0	0	0	0	0	0	0	0	0	0	0	
			Charges	0	0	0	0	0	0	0	0	0	0	0	0	0	
			Grand Total Dispositions	0	0	0	0	0	0	0	0	0	0	0	0	0	
			Total Non-Trial Dispositions	0	0	0	0	0	0	0	0	0	0	0	0	0	
			Total Trial Dispositions	0	0	0	0	0	0	0	0	0	0	0	0	0	
			Eastline Justice Court	New Filings (cases)	0	0	0	0	0	0	0	0	0	0	0	0	
			Reopened (cases)	0	0	0	0	0	0	0	0	0	0	0	0	0	
			Charges	0	0	0	0	0	0	0	0	0	0	0	0	0	
			Grand Total Dispositions	0	0	0	0	0	0	0	0	0	0	0	0	0	
			Total Non-Trial Dispositions	0	0	0	0	0	0	0	0	0	0	0	0	0	
			Total Trial Dispositions	0	0	0	0	0	0	0	0	0	0	0	0	0	
		Elko Justice Court	New Filings (cases)	134	2	1	5	0	144	232	14	1	8	6	1	16	
		Reopened (cases)	9	1	0	0	0	18	14	1	0	2	0	1	0		
		Charges	235	5	1	7	1	335	439	61	4	8	7	5	62		
		Grand Total Dispositions	136	4	0	8	1	154	243	14	1	11	4	2	12		
		Total Non-Trial Dispositions	136	4	0	8	1	154	243	14	1	11	4	2	12		
		Total Trial Dispositions	0	0	0	0	0	0	0	0	0	0	0	0	0		
	Wells Justice Court	New Filings (cases)	0	0	0	0	0	0	0	0	0	0	0	0			
	Reopened (cases)	0	0	0	0	0	0	0	0	0	0	0	0	0			
	Charges	0	0	0	0	0	0	0	0	0	0	0	0	0			
	Grand Total Dispositions	0	0	0	0	0	0	0	0	0	0	0	0	0			
	Total Non-Trial Dispositions	0	0	0	0	0	0	0	0	0	0	0	0	0			
	Total Trial Dispositions	0	0	0	0	0	0	0	0	0	0	0	0	0			

Source: Uniform System for Judicial Records, Nevada AOC, Research and Statistics Unit.

Table B5-2. Criminal Caseload Processed by Justice Courts in Nevada, Fiscal Year 2019.

Justice Court, Criminal Caseload, Felony (3 of 6)				Crimes Against Persons, Felony	Domestic Violence, Felony	Older/Vulnerable Persons Abuse, Felony	Child Abuse & Neglect, Felony	Protection Order Violation, Felony	Crimes Against Property, Felony	Drugs, Felony	Weapons, Felony	Public Order, Felony	Motor Vehicle - DUI, Felony	Motor Vehicle - Reckless, Felony	Motor Vehicle - Other, Felony	Other, Felony	
5th Judicial District	Esmeralda County	Esmeralda Justice Court	New Filings (cases)	0	0	0	0	0	0	0	0	0	0	0	0	0	
			Reopened (cases)	0	0	0	0	0	0	0	0	0	0	0	0	0	0
			Charges	0	0	0	0	0	3	0	0	0	0	0	0	0	0
			Grand Total Dispositions	0	0	0	0	0	2	1	0	0	0	0	0	0	0
			Total Non-Trial Dispositions	0	0	0	0	0	2	1	0	0	0	0	0	0	0
	Total Trial Dispositions	0	0	0	0	0	0	0	0	0	0	0	0	0	0		
	Nye County	Beatty Justice Court	New Filings (cases)	8	1	1	0	0	6	26	0	0	1	0	1	2	
			Reopened (cases)	0	0	0	0	0	0	0	0	0	0	0	0	0	
			Charges	10	1	1	0	0	20	40	3	0	2	2	1	3	
			Grand Total Dispositions	8	0	0	3	0	14	15	3	0	0	0	1	2	
			Total Non-Trial Dispositions	8	0	0	3	0	14	15	3	0	0	0	1	2	
		Total Trial Dispositions	0	0	0	0	0	0	0	0	0	0	0	0	0		
		Pahrump Justice Court	New Filings (cases)	92	7	1	10	1	91	183	11	1	4	0	0	53	
			Reopened (cases)	13	0	0	2	0	15	23	1	0	0	0	0	1	
			Charges	135	9	2	15	1	176	291	23	2	5	0	0	100	
			Grand Total Dispositions	105	5	1	16	2	115	220	10	1	5	0	1	52	
Total Non-Trial Dispositions			105	5	1	16	2	114	220	10	1	5	0	1	52		
Total Trial Dispositions	0	0	0	0	0	1	0	0	0	0	0	0	0				
Tonopah Justice Court	New Filings (cases)	16	3	3	4	1	18	16	1	0	0	0	2	3			
	Reopened (cases)	0	0	0	0	0	0	1	0	0	0	0	0	0			
	Charges	26	3	4	8	1	36	21	3	0	0	0	2	18			
	Grand Total Dispositions	20	1	0	2	1	22	14	0	0	2	0	1	2			
Total Non-Trial Dispositions	20	1	0	2	1	22	14	0	0	2	0	1	2				
Total Trial Dispositions	0	0	0	0	0	0	0	0	0	0	0	0	0				
6th Judicial District	Humboldt County	Union Justice Court	New Filings (cases)	15	1	0	0	1	21	56	3	0	2	0	1	2	
			Reopened (cases)	0	0	0	0	0	0	0	0	0	0	0	0		
			Charges	26	1	0	0	1	38	84	7	0	2	0	1	2	
			Grand Total Dispositions	19	1	0	0	0	21	58	4	0	9	0	1	1	
			Total Non-Trial Dispositions	19	1	0	0	0	21	58	4	0	9	0	1	1	
Total Trial Dispositions	0	0	0	0	0	0	0	0	0	0	0	0	0				
7th Judicial District	Eureka County	Eureka Justice Court	New Filings (cases)	5	1	0	0	0	7	7	0	0	1	0	0		
			Reopened (cases)	0	0	0	0	0	0	0	0	0	0	0	0		
			Charges	10	1	0	0	0	30	14	0	0	1	0	0		
			Grand Total Dispositions	4	2	0	0	0	6	6	2	0	1	0	0		
			Total Non-Trial Dispositions	4	2	0	0	0	6	6	2	0	1	0	0		
Total Trial Dispositions	0	0	0	0	0	0	0	0	0	0	0	0					

Source: Uniform System for Judicial Records, Nevada AOC, Research and Statistics Unit.

Table B5-2. Criminal Caseload Processed by Justice Courts in Nevada, Fiscal Year 2019.

Justice Court, Criminal Caseload, Felony (4 of 6)				Crimes Against Persons, Felony	Domestic Violence, Felony	Older/Vulnerable Persons Abuse, Felony	Child Abuse & Neglect, Felony	Protection Order Violation, Felony	Crimes Against Property, Felony	Drugs, Felony	Weapons, Felony	Public Order, Felony	Motor Vehicle - DUI, Felony	Motor Vehicle - Reckless, Felony	Motor Vehicle - Other, Felony	Other, Felony	
7th Judicial District Cont.	Lincoln County	Meadow Valley Justice Court	New Filings (cases)	7	1	0	1	0	8	4	1	0	0	0	0	2	
			Reopened (cases)	1	0	0	0	0	0	0	0	0	0	0	0	0	0
			Charges	11	1	0	2	0	11	5	1	0	0	0	0	0	2
			Grand Total Dispositions	8	1	0	1	0	10	11	1	0	0	0	0	0	1
			Total Non-Trial Dispositions	8	1	0	1	0	10	11	1	0	0	0	0	0	1
			Total Trial Dispositions	0	0	0	0	0	0	0	0	0	0	0	0	0	0
	Lincoln County	Pahrangat Valley Justice Court	New Filings (cases)	0	1	0	0	0	7	10	1	0	0	0	0	0	
			Reopened (cases)	0	0	0	0	0	0	0	0	0	0	0	0	0	
			Charges	0	1	0	0	0	12	15	1	0	0	0	0	0	
			Grand Total Dispositions	0	1	0	0	0	8	10	1	0	0	0	0	0	
			Total Non-Trial Dispositions	0	1	0	0	0	8	10	1	0	0	0	0	0	
			Total Trial Dispositions	0	0	0	0	0	0	0	0	0	0	0	0	0	
	White Pine County	Ely Justice Court	New Filings (cases)	21	4	0	4	0	41	65	10	0	2	0	0	11	
			Reopened (cases)	2	2	1	0	0	0	2	0	0	0	0	0	0	
Charges			30	7	1	4	0	123	142	20	0	2	0	0	13		
Grand Total Dispositions			23	3	1	4	0	32	56	7	0	3	2	1	8		
Total Non-Trial Dispositions			23	3	1	4	0	32	56	7	0	3	2	1	8		
Total Trial Dispositions			0	0	0	0	0	0	0	0	0	0	0	0	0		
8th Judicial District	Clark County	Boulder Justice Court	New Filings (cases)	15	5	2	5	1	21	12	7	0	2	1	1	0	
			Reopened (cases)	1	1	0	0	1	2	0	0	0	0	0	0	0	
			Charges	21	6	4	8	1	41	18	9	0	2	1	1	0	
			Grand Total Dispositions	16	7	0	2	1	22	9	7	0	1	0	1	0	
			Total Non-Trial Dispositions	16	7	0	2	1	22	9	7	0	1	0	1	0	
			Total Trial Dispositions	0	0	0	0	0	0	0	0	0	0	0	0	0	
		Clark County	Bunkerville Justice Court	New Filings (cases)	1	0	0	0	0	1	2	0	0	0	0	0	0
				Reopened (cases)	0	0	0	0	0	0	1	0	0	0	0	0	0
				Charges	1	0	0	0	0	1	2	0	0	0	0	0	0
				Grand Total Dispositions	0	0	0	0	0	0	2	0	0	0	0	0	0
				Total Non-Trial Dispositions	0	0	0	0	0	0	2	0	0	0	0	0	0
				Total Trial Dispositions	0	0	0	0	0	0	0	0	0	0	0	0	0
	Clark County	Goodsprings Justice Court	New Filings (cases)	2	0	0	0	1	25	19	11	0	3	1	0	0	
			Reopened (cases)	0	0	0	0	0	0	0	0	0	0	0	0	0	
			Charges	4	1	0	0	1	33	41	41	0	3	1	1	0	
			Grand Total Dispositions	2	1	0	0	0	17	20	9	0	2	0	0	0	
			Total Non-Trial Dispositions	2	1	0	0	0	17	20	9	0	2	0	0	0	
			Total Trial Dispositions	0	0	0	0	0	0	0	0	0	0	0	0	0	
Clark County	Henderson Justice Court	New Filings (cases)	328	131	12	70	6	716	718	47	0	25	0	9	12		
		Reopened (cases)	12	3	1	2	1	4	4	0	0	0	0	1	0		
		Charges	595	185	45	117	8	1,696	935	156	1	28	0	24	16		
		Grand Total Dispositions	331	121	10	56	7	690	699	39	0	19	0	11	9		
		Total Non-Trial Dispositions	331	121	10	56	7	690	699	39	0	19	0	11	9		
		Total Trial Dispositions	0	0	0	0	0	0	0	0	0	0	0	0	0		

Source: Uniform System for Judicial Records, Nevada AOC, Research and Statistics Unit.

Table B5-2. Criminal Caseload Processed by Justice Courts in Nevada, Fiscal Year 2019.

Justice Court, Criminal Caseload, Felony (5 of 6)		Crimes Against Persons, Felony	Domestic Violence, Felony	Older/Vulnerable Persons Abuse, Felony	Child Abuse & Neglect, Felony	Protection Order Violation, Felony	Crimes Against Property, Felony	Drugs, Felony	Weapons, Felony	Public Order, Felony	Motor Vehicle - DUI, Felony	Motor Vehicle - Reckless, Felony	Motor Vehicle - Other, Felony	Other, Felony	
8th Judicial District Cont. Clark County Cont.	Las Vegas Justice Court	New Filings (cases)	4,100	1,054	63	386	21	5,442	6,522	750	183	236	8	56	269
		Reopened (cases)	197	165	2	20	2	409	1,544	56	9	3	0	0	23
		Charges	8,542	1,517	118	876	35	13,904	9,279	2,516	310	290	39	157	432
		Grand Total Dispositions	4,053	1,221	30	384	22	5,682	7,709	749	162	239	4	54	253
		Total Non-Trial Dispositions	4,053	1,221	30	384	22	5,682	7,709	749	162	239	4	54	253
	Total Trial Dispositions	0	0	0	0	0	0	0	0	0	0	0	0	0	
	Laughlin Justice Court	New Filings (cases)	32	4	1	4	0	63	77	12	0	2	0	1	1
		Reopened (cases)	0	0	0	0	0	0	0	0	0	0	0	0	0
		Charges	50	8	1	5	0	107	127	40	0	5	0	3	1
		Grand Total Dispositions	30	4	0	7	0	124	90	10	0	0	0	0	3
		Total Non-Trial Dispositions	30	4	0	7	0	124	90	10	0	0	0	0	3
	Total Trial Dispositions	0	0	0	0	0	0	0	0	0	0	0	0	0	
	Mesquite Justice Court	New Filings (cases)	12	5	0	3	0	38	110	3	0	1	0	0	1
		Reopened (cases)	0	0	0	0	0	0	0	0	0	0	0	0	0
		Charges	25	8	0	5	0	88	190	11	0	2	0	0	1
		Grand Total Dispositions	14	6	0	3	0	54	116	2	0	2	0	0	1
		Total Non-Trial Dispositions	14	6	0	3	0	54	116	2	0	2	0	0	1
	Total Trial Dispositions	0	0	0	0	0	0	0	0	0	0	0	0	0	
	Moapa Justice Court	New Filings (cases)	6	0	2	0	0	8	6	0	0	0	0	1	0
		Reopened (cases)	0	0	0	0	0	1	0	0	0	0	0	0	0
		Charges	13	0	2	0	0	13	17	2	0	0	0	1	0
		Grand Total Dispositions	5	0	0	0	0	8	5	1	0	0	1	0	0
		Total Non-Trial Dispositions	5	0	0	0	0	8	5	1	0	0	1	0	0
	Total Trial Dispositions	0	0	0	0	0	0	0	0	0	0	0	0	0	
	Moapa Valley Justice Court	New Filings (cases)	7	2	0	2	0	9	5	0	1	0	0	0	0
		Reopened (cases)	0	0	0	0	0	0	0	0	0	0	0	0	0
		Charges	12	2	0	2	0	17	6	1	2	0	0	0	0
		Grand Total Dispositions	3	2	0	2	0	12	10	0	1	0	0	0	1
Total Non-Trial Dispositions		3	2	0	2	0	12	10	0	1	0	0	0	1	
Total Trial Dispositions	0	0	0	0	0	0	0	0	0	0	0	0	0		
North Las Vegas Justice Court	New Filings (cases)	564	150	6	63	1	547	1,316	91	7	18	0	15	10	
	Reopened (cases)	7	1	0	1	0	8	19	1	0	1	0	0	0	
	Charges	1,141	267	12	118	1	1,206	1,680	254	20	21	3	26	29	
	Grand Total Dispositions	522	138	2	54	1	549	1,220	98	1	19	1	17	11	
	Total Non-Trial Dispositions	522	138	2	54	1	549	1,220	98	1	19	1	17	11	
Total Trial Dispositions	0	0	0	0	0	0	0	0	0	0	0	0	0		
Searchlight Justice Court	New Filings (cases)	3	1	0	2	0	8	3	2	0	0	0	1	0	
	Reopened (cases)	0	0	0	0	0	0	0	0	0	0	0	0	0	
	Charges	5	2	0	2	0	9	3	3	0	0	0	2	0	
	Grand Total Dispositions	1	1	0	1	0	5	4	3	0	0	0	1	0	
	Total Non-Trial Dispositions	1	1	0	1	0	5	4	3	0	0	0	1	0	
Total Trial Dispositions	0	0	0	0	0	0	0	0	0	0	0	0	0		

Source: Uniform System for Judicial Records, Nevada AOC, Research and Statistics Unit.

Table B5-2. Criminal Caseload Processed by Justice Courts in Nevada, Fiscal Year 2019.

Justice Court, Criminal Caseload, Felony (6 of 6)				Crimes Against Persons, Felony	Domestic Violence, Felony	Older/Vulnerable Persons Abuse, Felony	Child Abuse & Neglect, Felony	Protection Order Violation, Felony	Crimes Against Property, Felony	Drugs, Felony	Weapons, Felony	Public Order, Felony	Motor Vehicle - DUI, Felony	Motor Vehicle - Reckless, Felony	Motor Vehicle - Other, Felony	Other, Felony
9th Judicial District	Douglas County	East Fork Justice Court	New Filings (cases)	38	4	1	2	0	59	108	6	0	14	0	0	7
			Reopened (cases)	4	2	0	0	0	3	6	0	0	3	0	1	0
		Charges	59	5	1	4	0	89	186	14	0	15	0	3	7	
		Grand Total Dispositions	44	5	1	1	1	60	119	6	0	19	0	0	5	
		Total Non-Trial Dispositions	44	5	1	1	1	60	119	6	0	19	0	0	5	
		Total Trial Dispositions	0	0	0	0	0	0	0	0	0	0	0	0	0	
	Tahoe Justice Court	New Filings (cases)	16	3	0	0	0	31	80	0	3	5	0	1	0	
		Reopened (cases)	1	2	0	0	0	2	2	0	0	0	0	0	0	
		Charges	19	3	0	1	0	40	110	0	11	6	1	3	0	
		Grand Total Dispositions	13	2	0	0	0	23	76	0	1	5	0	0	0	
Total Non-Trial Dispositions	13	2	0	0	0	23	76	0	1	5	0	0	0			
Total Trial Dispositions	0	0	0	0	0	0	0	0	0	0	0	0	0			
10th Judicial District	Churchill County	New River Justice Court	New Filings (cases)	39	12	0	8	0	85	79	3	0	11	0	4	7
			Reopened (cases)	0	0	0	0	0	1	0	0	0	0	0	0	
		Charges	79	14	0	9	0	189	109	5	0	11	0	4	10	
		Grand Total Dispositions	44	12	3	6	0	95	91	5	0	10	0	8	7	
		Total Non-Trial Dispositions	44	12	3	6	0	95	91	5	0	10	0	8	7	
		Total Trial Dispositions	0	0	0	0	0	0	0	0	0	0	0	0	0	
11th Judicial District	Lander County	Argenta Justice Court	New Filings (cases)	3	2	0	0	0	5	21	2	0	0	0	0	2
			Reopened (cases)	0	0	0	0	0	0	0	0	0	0	0	0	
		Charges	4	2	0	0	0	6	21	6	0	0	0	0	2	
		Grand Total Dispositions	4	3	0	0	0	9	25	2	0	1	0	0	1	
		Total Non-Trial Dispositions	4	3	0	0	0	9	25	2	0	1	0	0	1	
		Total Trial Dispositions	0	0	0	0	0	0	0	0	0	0	0	0	0	
	Austin Justice Court	New Filings (cases)	1	0	0	0	0	0	0	0	1	0	0	0	0	
		Reopened (cases)	0	0	0	0	0	0	0	0	0	0	0	0	0	
		Charges	2	0	0	0	0	0	0	0	1	0	0	0	0	
		Grand Total Dispositions	0	0	0	0	0	0	0	0	0	0	0	0	0	
	Total Non-Trial Dispositions	0	0	0	0	0	0	0	0	0	0	0	0	0		
	Total Trial Dispositions	0	0	0	0	0	0	0	0	0	0	0	0	0		
	Mineral County	Hawthorne Justice Court	New Filings (cases)	11	1	0	4	0	23	92	0	0	3	1	1	4
			Reopened (cases)	0	0	0	0	0	0	1	0	0	0	0	0	
Charges		11	1	0	4	0	31	157	1	0	3	1	1	4		
Grand Total Dispositions ¹		5	1	1	3	0	18	64	0	0	0	1	2	3		
Total Non-Trial Dispositions		5	1	1	3	0	18	64	0	0	0	1	2	3		
Total Trial Dispositions		0	0	0	0	0	0	0	0	0	0	0	0	0		
Pershing County	Lake Justice Court	New Filings (cases)	11	2	1	2	0	17	51	1	0	2	0	0	2	
		Reopened (cases)	0	0	0	0	0	0	1	0	0	0	0	0		
	Charges	19	2	2	5	0	27	112	6	0	2	0	0	4		
	Grand Total Dispositions	11	1	1	2	0	18	45	1	0	3	0	0	1		
Total Non-Trial Dispositions	11	1	1	2	0	18	45	1	0	3	0	0	1			
Total Trial Dispositions	0	0	0	0	0	0	0	0	0	0	0	0	0			

¹ Incomplete.

Source: Uniform System for Judicial Records, Nevada AOC, Research and Statistics Unit.

Table B5-2. Criminal Caseload Processed by Justice Courts in Nevada, Fiscal Year 2019.

Justice Court, Criminal Caseload, Gross Misdemeanor (1 of 6)			Crimes Against Persons, Gross Misdemeanor	Domestic Violence, Gross Misdemeanor	Older/Vulnerable Persons Abuse, Gross Misdemeanor	Child Abuse & Neglect, Gross Misdemeanor	Protection Order Violation, Gross Misdemeanor	Crimes Against Property, Gross Misdemeanor	Drugs, Gross Misdemeanor	Weapons, Gross Misdemeanor	Public Order, Gross Misdemeanor	Motor Vehicle - Other, Gross Misdemeanor	Other, Gross Misdemeanor	
Totals^a	Nevada Justice Courts	New Filings (cases)	1,257	1	20	124	62	1,290	75	256	29	10	374	
		Reopened (cases)	112	0	3	12	10	245	6	34	1	1	27	
		Charges	2,224	1	45	229	74	3,019	263	652	46	12	917	
		Grand Total Dispositions	1,216	1	21	118	65	1,459	73	280	21	5	254	
		Total Non-Trial Dispositions	1,216	1	21	118	65	1,459	73	280	21	5	254	
		Total Trial Dispositions	0	0	0	0	0	0	0	0	0	0	0	0
1st Judicial District	Carson City Justice Court	New Filings (cases)	30	0	1	19	4	17	16	18	2	1	7	
		Reopened (cases)	1	0	0	0	0	1	1	0	0	0	0	
		Charges	46	0	1	33	6	37	58	29	4	1	30	
		Grand Total Dispositions	12	0	1	7	3	10	8	8	1	0	4	
		Total Non-Trial Dispositions	12	0	1	7	3	10	8	8	1	0	4	
	Total Trial Dispositions	0	0	0	0	0	0	0	0	0	0	0	0	
	Storey County Justice Court	New Filings (cases)	1	0	0	0	0	4	0	1	0	0	0	0
		Reopened (cases)	0	0	0	0	0	0	0	0	0	0	0	0
		Charges	2	0	0	0	0	5	0	2	0	0	0	0
		Grand Total Dispositions	1	0	0	0	1	2	0	0	0	0	1	
Total Non-Trial Dispositions		1	0	0	0	1	2	0	0	0	0	1		
Total Trial Dispositions	0	0	0	0	0	0	0	0	0	0	0	0		
2nd Judicial District	Incline Village Justice Court	New Filings (cases)	1	0	0	0	0	3	0	1	0	0	0	
		Reopened (cases)	0	0	0	0	0	0	0	0	0	0	0	
		Charges	3	0	0	0	0	3	0	1	0	0	0	
		Grand Total Dispositions	1	0	0	0	0	1	0	1	0	0	1	
		Total Non-Trial Dispositions	1	0	0	0	0	1	0	1	0	0	1	
	Total Trial Dispositions	0	0	0	0	0	0	0	0	0	0	0	0	
	Reno Justice Court	New Filings (cases)	127	0	3	18	2	59	2	2	4	4	17	
		Reopened (cases)	25	0	0	10	1	16	0	2	1	0	6	
		Charges	211	0	3	24	4	165	11	29	7	4	31	
		Grand Total Dispositions	136	0	2	31	3	66	5	8	3	0	26	
		Total Non-Trial Dispositions	136	0	2	31	3	66	5	8	3	0	26	
	Total Trial Dispositions	0	0	0	0	0	0	0	0	0	0	0	0	
	Sparks Justice Court	New Filings (cases)	29	0	1	10	3	51	0	4	0	0	8	
		Reopened (cases)	7	0	0	2	4	12	0	2	0	0	1	
		Charges	67	0	3	13	3	102	1	13	0	0	11	
		Grand Total Dispositions	41	0	1	9	7	54	0	5	0	0	7	
		Total Non-Trial Dispositions	41	0	1	9	7	54	0	5	0	0	7	
	Total Trial Dispositions	0	0	0	0	0	0	0	0	0	0	0	0	
	Wadsworth Justice Court	New Filings (cases)	0	0	0	0	0	0	0	0	0	0	0	
		Reopened (cases)	0	0	0	0	0	0	0	0	0	0	0	
Charges		0	0	0	0	0	0	0	0	0	0	0		
Grand Total Dispositions		0	0	0	0	0	0	0	0	0	0	0		
Total Non-Trial Dispositions		0	0	0	0	0	0	0	0	0	0	0		
Total Trial Dispositions	0	0	0	0	0	0	0	0	0	0	0	0		

^a Totals reflect aggregate information from the Nevada Justice Courts. Information contained herein may reflect non-standard reporting and is noted by subsequent footnotes. Case types determined by the USJR charge hierarchy defined in the Nevada Courts Statistical Reporting Dictionary.

Source: Uniform System for Judicial Records, Nevada AOC, Research and Statistics Unit.

Table B5-2. Criminal Caseload Processed by Justice Courts in Nevada, Fiscal Year 2019.

Justice Court, Criminal Caseload, Gross Misdemeanor (2 of 6)				Crimes Against Persons, Gross Misdemeanor	Domestic Violence, Gross Misdemeanor	Older/Vulnerable Persons Abuse, Gross Misdemeanor	Child Abuse & Neglect, Gross Misdemeanor	Protection Order Violation, Gross Misdemeanor	Crimes Against Property, Gross Misdemeanor	Drugs, Gross Misdemeanor	Weapons, Gross Misdemeanor	Public Order, Gross Misdemeanor	Motor Vehicle - Other, Gross Misdemeanor	Other, Gross Misdemeanor	
3rd Judicial District	Lyon County	Canal Justice Court	New Filings (cases)	7	0	0	7	2	4	1	4	0	0	1	
			Reopened (cases)	0	0	0	0	0	0	1	0	0	0	0	0
			Charges	16	0	0	10	2	8	7	9	0	0	0	6
		Grand Total Dispositions	5	0	0	6	2	6	2	5	0	0	0	4	
		Total Non-Trial Dispositions	5	0	0	6	2	6	2	5	0	0	0	4	
		Total Trial Dispositions	0	0	0	0	0	0	0	0	0	0	0	0	
		Dayton Justice Court	New Filings (cases)	6	0	0	4	2	5	2	2	0	0	0	2
			Reopened (cases)	0	0	0	0	0	0	0	0	0	0	0	0
			Charges	10	0	0	5	2	11	2	5	0	0	0	3
	Grand Total Dispositions	5	0	0	3	0	3	1	3	0	0	0	2		
	Total Non-Trial Dispositions	5	0	0	3	0	3	1	3	0	0	0	2		
	Total Trial Dispositions	0	0	0	0	0	0	0	0	0	0	0	0		
	Walker River Justice Court	New Filings (cases)	5	0	0	2	1	5	0	2	0	0	0	1	
		Reopened (cases)	0	0	0	0	0	1	0	0	0	0	0	0	
		Charges	14	0	0	2	1	9	0	3	0	0	0	1	
Grand Total Dispositions	4	0	0	2	3	3	0	4	0	1	1	1			
Total Non-Trial Dispositions	4	0	0	2	3	3	0	4	0	1	1	1			
Total Trial Dispositions	0	0	0	0	0	0	0	0	0	0	0	0			
4th Judicial District	Elko County	Carlin Justice Court	New Filings (cases)	0	0	0	0	0	0	0	0	0	0	0	
			Reopened (cases)	0	0	0	0	0	0	0	0	0	0	0	
			Charges	0	0	0	0	0	0	0	0	0	0	0	
		Grand Total Dispositions	0	0	0	0	0	0	0	0	0	0	0	0	
		Total Non-Trial Dispositions	0	0	0	0	0	0	0	0	0	0	0	0	
		Total Trial Dispositions	0	0	0	0	0	0	0	0	0	0	0	0	
		Eastline Justice Court	New Filings (cases)	0	0	0	0	0	0	0	0	0	0	0	0
			Reopened (cases)	0	0	0	0	0	0	0	0	0	0	0	0
			Charges	0	0	0	0	0	0	0	0	0	0	0	0
		Grand Total Dispositions	0	0	0	0	0	0	0	0	0	0	0	0	
		Total Non-Trial Dispositions	0	0	0	0	0	0	0	0	0	0	0	0	
		Total Trial Dispositions	0	0	0	0	0	0	0	0	0	0	0	0	
	Elko Justice Court	New Filings (cases)	23	0	0	3	1	6	1	3	2	0	7		
		Reopened (cases)	6	0	0	0	1	5	0	1	0	0	0		
		Charges	74	0	2	6	1	36	8	11	3	0	75		
	Grand Total Dispositions	30	0	0	7	3	14	2	7	1	1	6			
	Total Non-Trial Dispositions	30	0	0	7	3	14	2	7	1	1	6			
	Total Trial Dispositions	0	0	0	0	0	0	0	0	0	0	0			
Wells Justice Court	New Filings (cases)	0	0	0	0	1	1	0	0	0	0	0			
	Reopened (cases)	0	0	0	0	0	0	0	0	0	0	0			
	Charges	0	0	0	0	1	1	0	0	0	0	0			
Grand Total Dispositions	0	0	0	0	1	1	0	0	0	0	0				
Total Non-Trial Dispositions	0	0	0	0	1	1	0	0	0	0	0				
Total Trial Dispositions	0	0	0	0	0	0	0	0	0	0	0				

Source: Uniform System for Judicial Records, Nevada AOC, Research and Statistics Unit.

Table B5-2. Criminal Caseload Processed by Justice Courts in Nevada, Fiscal Year 2019.

Justice Court, Criminal Caseload, Gross Misdemeanor (3 of 6)				Crimes Against Persons, Gross Misdemeanor	Domestic Violence, Gross Misdemeanor	Older/Vulnerable Persons Abuse, Gross Misdemeanor	Child Abuse & Neglect, Gross Misdemeanor	Protection Order Violation, Gross Misdemeanor	Crimes Against Property, Gross Misdemeanor	Drugs, Gross Misdemeanor	Weapons, Gross Misdemeanor	Public Order, Gross Misdemeanor	Motor Vehicle - Other, Gross Misdemeanor	Other, Gross Misdemeanor		
5th Judicial District	Esmeralda County	Esmeralda Justice Court	New Filings (cases)	0	0	0	0	0	0	0	0	0	0	0		
			Reopened (cases)	0	0	0	0	0	0	0	0	0	0	0	0	
			Charges	0	0	0	0	0	0	0	0	0	0	0	0	0
			Grand Total Dispositions	0	0	0	0	0	0	0	0	0	0	0	0	0
			Total Non-Trial Dispositions	0	0	0	0	0	0	0	0	0	0	0	0	0
	Total Trial Dispositions	0	0	0	0	0	0	0	0	0	0	0	0	0		
	Nye County	Beatty Justice Court	New Filings (cases)	0	0	0	2	0	1	1	0	0	0	1	0	
			Reopened (cases)	0	0	0	0	0	0	0	0	0	0	0	0	
			Charges	1	0	0	2	0	3	1	1	0	0	1	0	
			Grand Total Dispositions	0	0	0	2	0	2	1	0	0	0	1	0	
			Total Non-Trial Dispositions	0	0	0	2	0	2	1	0	0	0	1	0	
		Total Trial Dispositions	0	0	0	0	0	0	0	0	0	0	0	0		
		Pahrump Justice Court	New Filings (cases)	12	1	5	9	0	16	3	4	0	0	0	17	
			Reopened (cases)	2	0	1	0	0	5	0	1	0	0	0	5	
			Charges	24	1	12	14	0	27	8	6	0	0	0	32	
Grand Total Dispositions			18	1	6	5	0	26	4	4	0	0	0	24		
Total Non-Trial Dispositions	18		1	6	5	0	26	4	4	0	0	0	24			
Total Trial Dispositions	0	0	0	0	0	0	0	0	0	0	0	0				
Tonopah Justice Court	New Filings (cases)	2	0	0	1	0	0	0	1	0	0	2	0			
	Reopened (cases)	0	0	0	0	0	0	0	0	0	0	0	0			
	Charges	4	0	0	1	0	0	1	4	0	0	2	1			
	Grand Total Dispositions	1	0	0	0	0	0	0	1	0	0	0	1			
	Total Non-Trial Dispositions	1	0	0	0	0	0	0	1	0	0	0	1			
Total Trial Dispositions	0	0	0	0	0	0	0	0	0	0	0	0				
6th Judicial District	Humboldt County	Union Justice Court	New Filings (cases)	4	0	1	2	1	3	0	3	0	0	3		
			Reopened (cases)	0	0	0	0	1	0	0	0	0	0	0		
			Charges	5	0	1	2	1	3	0	4	0	0	6		
			Grand Total Dispositions	4	0	0	3	0	4	0	2	0	0	2		
			Total Non-Trial Dispositions	4	0	0	3	0	4	0	2	0	0	2		
Total Trial Dispositions	0	0	0	0	0	0	0	0	0	0	0	0				
7th Judicial District	Eureka County	Eureka Justice Court	New Filings (cases)	0	0	0	0	0	1	0	0	0	0	0		
			Reopened (cases)	0	0	0	0	0	0	0	0	0	0	0		
			Charges	0	0	0	0	0	1	0	1	1	0	0		
			Grand Total Dispositions	0	0	0	0	0	1	0	0	0	0	0		
			Total Non-Trial Dispositions	0	0	0	0	0	1	0	0	0	0	0		
Total Trial Dispositions	0	0	0	0	0	0	0	0	0	0	0					

Source: Uniform System for Judicial Records, Nevada AOC, Research and Statistics Unit.

Table B5-2. Criminal Caseload Processed by Justice Courts in Nevada, Fiscal Year 2019.

Justice Court, Criminal Caseload, Gross Misdemeanor (4 of 6)				Crimes Against Persons, Gross Misdemeanor	Domestic Violence, Gross Misdemeanor	Older/Vulnerable Persons Abuse, Gross Misdemeanor	Child Abuse & Neglect, Gross Misdemeanor	Protection Order Violation, Gross Misdemeanor	Crimes Against Property, Gross Misdemeanor	Drugs, Gross Misdemeanor	Weapons, Gross Misdemeanor	Public Order, Gross Misdemeanor	Motor Vehicle - Other, Gross Misdemeanor	Other, Gross Misdemeanor	
7th Judicial District Cont.	Lincoln County	Meadow Valley Justice Court	New Filings (cases)	3	0	0	0	0	1	0	0	0	1	3	
			Reopened (cases)	0	0	0	0	0	0	0	0	0	0	0	0
			Charges	4	0	0	0	0	5	0	0	0	0	1	7
			Grand Total Dispositions	5	0	0	0	0	1	0	0	0	0	1	3
			Total Non-Trial Dispositions	5	0	0	0	0	1	0	0	0	0	1	3
			Total Trial Dispositions	0	0	0	0	0	0	0	0	0	0	0	0
	Lincoln County	Pahrangat Valley Justice Court	New Filings (cases)	1	0	0	1	0	0	0	0	0	0	0	0
			Reopened (cases)	0	0	0	0	0	0	0	0	0	0	0	0
			Charges	1	0	0	1	0	1	0	0	0	0	0	0
			Grand Total Dispositions	1	0	0	0	0	0	0	0	1	0	0	0
			Total Non-Trial Dispositions	1	0	0	0	0	0	0	0	1	0	0	0
			Total Trial Dispositions	0	0	0	0	0	0	0	0	0	0	0	0
	White Pine County	Ely Justice Court	New Filings (cases)	0	0	1	0	0	11	3	0	0	0	0	1
			Reopened (cases)	1	0	1	0	0	0	0	0	0	0	0	0
Charges			1	0	5	0	0	14	4	2	0	0	0	2	
Grand Total Dispositions			2	0	3	0	0	11	3	0	0	0	0	2	
Total Non-Trial Dispositions			2	0	3	0	0	11	3	0	0	0	0	2	
Total Trial Dispositions			0	0	0	0	0	0	0	0	0	0	0	0	
8th Judicial District	Clark County	Boulder Justice Court	New Filings (cases)	10	0	0	0	1	0	0	1	0	0	2	
			Reopened (cases)	0	0	0	0	1	0	0	0	0	0	0	
			Charges	12	0	0	0	1	4	0	1	0	0	2	
			Grand Total Dispositions	9	0	0	0	1	1	0	1	0	0	2	
			Total Non-Trial Dispositions	9	0	0	0	1	1	0	1	0	0	2	
			Total Trial Dispositions	0	0	0	0	0	0	0	0	0	0	0	
		Clark County	Bunkerville Justice Court	New Filings (cases)	0	0	0	0	0	0	0	0	0	0	0
				Reopened (cases)	0	0	0	0	0	0	0	0	0	0	0
				Charges	0	0	0	0	0	0	0	0	0	0	0
				Grand Total Dispositions	0	0	0	0	0	0	0	0	0	0	0
				Total Non-Trial Dispositions	0	0	0	0	0	0	0	0	0	0	0
				Total Trial Dispositions	0	0	0	0	0	0	0	0	0	0	0
	Clark County	Goodsprings Justice Court	New Filings (cases)	3	0	0	0	2	0	0	0	0	0	0	
			Reopened (cases)	0	0	0	0	0	0	0	0	0	0	0	
			Charges	8	0	0	0	2	4	0	0	0	0	0	
			Grand Total Dispositions	1	0	0	0	0	0	0	1	0	0	0	
			Total Non-Trial Dispositions	1	0	0	0	0	0	0	1	0	0	0	
			Total Trial Dispositions	0	0	0	0	0	0	0	0	0	0	0	
Clark County	Henderson Justice Court	New Filings (cases)	115	0	0	1	11	114	0	9	1	0	13		
		Reopened (cases)	2	0	0	0	1	0	0	0	0	0	0		
		Charges	216	0	1	1	11	354	3	17	1	0	16		
		Grand Total Dispositions	112	0	0	1	6	99	0	12	1	0	9		
		Total Non-Trial Dispositions	112	0	0	1	6	99	0	12	1	0	9		
		Total Trial Dispositions	0	0	0	0	0	0	0	0	0	0	0		

Source: Uniform System for Judicial Records, Nevada AOC, Research and Statistics Unit.

Table B5-2. Criminal Caseload Processed by Justice Courts in Nevada, Fiscal Year 2019.

Justice Court, Criminal Caseload, Gross Misdemeanor (5 of 6)			Crimes Against Persons, Gross Misdemeanor	Domestic Violence, Gross Misdemeanor	Older/Vulnerable Persons Abuse, Gross Misdemeanor	Child Abuse & Neglect, Gross Misdemeanor	Protection Order Violation, Gross Misdemeanor	Crimes Against Property, Gross Misdemeanor	Drugs, Gross Misdemeanor	Weapons, Gross Misdemeanor	Public Order, Gross Misdemeanor	Motor Vehicle - Other, Gross Misdemeanor	Other, Gross Misdemeanor	
8th Judicial District Cont.	Clark County Cont.	Las Vegas Justice Court	New Filings (cases)	632	0	8	25	20	862	34	167	15	0	243
		Reopened (cases)	65	0	1	0	0	203	4	28	0	1	15	
		Charges	1,115	0	16	78	28	1,859	117	396	25	1	597	
		Grand Total Dispositions	599	0	7	21	22	1,026	32	182	12	0	112	
		Total Non-Trial Dispositions	599	0	7	21	22	1,026	32	182	12	0	112	
		Total Trial Dispositions	0	0	0	0	0	0	0	0	0	0	0	
		Laughlin Justice Court	New Filings (cases)	4	0	0	0	1	4	1	2	0	0	0
		Reopened (cases)	0	0	0	0	0	0	0	0	0	0	0	0
		Charges	12	0	0	2	1	25	3	5	0	0	1	
		Grand Total Dispositions	10	0	1	1	1	8	2	3	0	0	0	
		Total Non-Trial Dispositions	10	0	1	1	1	8	2	3	0	0	0	
		Total Trial Dispositions	0	0	0	0	0	0	0	0	0	0	0	
		Mesquite Justice Court	New Filings (cases)	6	0	0	0	1	6	0	0	0	0	1
		Reopened (cases)	0	0	0	0	0	0	0	0	0	0	0	0
		Charges	16	0	0	0	1	10	0	0	0	0	1	
		Grand Total Dispositions	7	0	0	0	0	6	0	0	0	0	0	
		Total Non-Trial Dispositions	7	0	0	0	0	6	0	0	0	0	0	
		Total Trial Dispositions	0	0	0	0	0	0	0	0	0	0	0	
		Moapa Justice Court	New Filings (cases)	2	0	0	0	0	0	0	0	0	0	0
		Reopened (cases)	0	0	0	0	0	0	0	0	0	0	0	0
		Charges	4	0	0	0	0	0	0	0	0	0	0	
		Grand Total Dispositions	3	0	0	0	0	0	0	0	0	0	0	
		Total Non-Trial Dispositions	3	0	0	0	0	0	0	0	0	0	0	
		Total Trial Dispositions	0	0	0	0	0	0	0	0	0	0	0	
		Moapa Valley Justice Court	New Filings (cases)	2	0	0	0	0	2	0	0	0	0	0
		Reopened (cases)	0	0	0	0	0	0	0	0	0	0	0	0
		Charges	5	0	0	0	0	5	0	0	0	0	0	
		Grand Total Dispositions	1	0	0	0	1	2	0	0	0	0	0	
Total Non-Trial Dispositions	1	0	0	0	1	2	0	0	0	0	0			
Total Trial Dispositions	0	0	0	0	0	0	0	0	0	0	0			
North Las Vegas Justice Court	New Filings (cases)	195	0	0	1	1	78	3	22	1	0	30		
Reopened (cases)	1	0	0	0	0	2	0	0	0	0	0	0		
Charges	292	0	0	7	1	256	6	93	1	0	55			
Grand Total Dispositions	176	0	0	1	0	78	3	23	1	0	29			
Total Non-Trial Dispositions	176	0	0	1	0	78	3	23	1	0	29			
Total Trial Dispositions	0	0	0	0	0	0	0	0	0	0	0			
Searchlight Justice Court	New Filings (cases)	0	0	0	0	1	1	0	0	0	0	0		
Reopened (cases)	0	0	0	0	0	0	0	0	0	0	0	0		
Charges	0	0	0	0	1	2	0	0	0	0	0			
Grand Total Dispositions	0	0	0	0	1	2	0	0	0	0	0			
Total Non-Trial Dispositions	0	0	0	0	1	2	0	0	0	0	0			
Total Trial Dispositions	0	0	0	0	0	0	0	0	0	0	0			

Source: Uniform System for Judicial Records, Nevada AOC, Research and Statistics Unit.

Table B5-2. Criminal Caseload Processed by Justice Courts in Nevada, Fiscal Year 2019.

Justice Court, Criminal Caseload, Gross Misdemeanor (6 of 6)				Crimes Against Persons, Gross Misdemeanor	Domestic Violence, Gross Misdemeanor	Older/Vulnerable Persons Abuse, Gross Misdemeanor	Child Abuse & Neglect, Gross Misdemeanor	Protection Order Violation, Gross Misdemeanor	Crimes Against Property, Gross Misdemeanor	Drugs, Gross Misdemeanor	Weapons, Gross Misdemeanor	Public Order, Gross Misdemeanor	Motor Vehicle - Other, Gross Misdemeanor	Other, Gross Misdemeanor	
9th Judicial District	Douglas County	East Fork Justice Court	New Filings (cases)	4	0	0	3	2	10	4	2	1	0	4	
			Reopened (cases)	2	0	0	0	1	0	0	0	0	0	0	0
			Charges	7	0	0	3	2	16	10	6	1	0	9	
			Grand Total Dispositions	5	0	0	5	6	7	5	1	1	0	4	
			Total Non-Trial Dispositions	5	0	0	5	6	7	5	1	1	0	4	
		Total Trial Dispositions	0	0	0	0	0	0	0	0	0	0	0	0	
		Tahoe Justice Court	New Filings (cases)	7	0	0	6	1	0	1	1	1	3	1	2
			Reopened (cases)	0	0	0	0	0	0	0	0	0	0	0	0
			Charges	13	0	0	6	1	7	2	1	3	2	8	
			Grand Total Dispositions	8	0	0	4	1	2	2	2	1	1	3	
Total Non-Trial Dispositions	8		0	0	4	1	2	2	2	1	1	3			
Total Trial Dispositions	0	0	0	0	0	0	0	0	0	0	0	0			
10th Judicial District	Churchill County	New River Justice Court	New Filings (cases)	11	0	0	9	3	18	1	4	0	0	12	
			Reopened (cases)	0	0	0	0	0	0	0	0	0	0	0	
			Charges	18	0	1	15	3	31	1	6	0	0	21	
			Grand Total Dispositions	11	0	0	9	3	18	2	5	0	0	11	
			Total Non-Trial Dispositions	11	0	0	9	3	18	2	5	0	0	11	
Total Trial Dispositions	0	0	0	0	0	0	0	0	0	0	0	0			
11th Judicial District	Lander County	Argenta Justice Court	New Filings (cases)	1	0	0	1	0	2	0	0	0	0	0	
			Reopened (cases)	0	0	0	0	0	0	0	0	0	0	0	
			Charges	2	0	0	1	0	2	13	0	0	0	0	
			Grand Total Dispositions	2	0	0	1	0	2	0	0	0	0	0	
			Total Non-Trial Dispositions	2	0	0	1	0	2	0	0	0	0	0	
		Total Trial Dispositions	0	0	0	0	0	0	0	0	0	0	0	0	
		Austin Justice Court	New Filings (cases)	0	0	0	0	0	0	0	0	0	0	0	0
			Reopened (cases)	0	0	0	0	0	0	0	0	0	0	0	0
			Charges	0	0	0	0	0	0	0	0	0	0	0	0
			Grand Total Dispositions	0	0	0	0	0	0	0	0	0	0	0	0
	Total Non-Trial Dispositions		0	0	0	0	0	0	0	0	0	0	0	0	
	Total Trial Dispositions	0	0	0	0	0	0	0	0	0	0	0	0		
	Mineral County	Hawthorne Justice Court	New Filings (cases)	12	0	0	0	0	2	0	3	0	0	0	
			Reopened (cases)	0	0	0	0	0	0	0	0	0	0	0	
			Charges	18	0	0	2	0	7	2	6	0	0	1	
Grand Total Dispositions ¹			4	0	0	0	0	1	0	1	0	0	0		
Total Non-Trial Dispositions			4	0	0	0	0	1	0	1	0	0	0		
Total Trial Dispositions	0	0	0	0	0	0	0	0	0	0	0	0			
Pershing County	Lake Justice Court	New Filings (cases)	2	0	0	0	1	3	2	0	0	0	0		
		Reopened (cases)	0	0	0	0	0	0	0	0	0	0	0		
		Charges	3	0	0	1	1	6	5	1	0	0	1		
		Grand Total Dispositions	2	0	0	0	0	2	1	0	0	0	0		
		Total Non-Trial Dispositions	2	0	0	0	0	2	1	0	0	0	0		
Total Trial Dispositions	0	0	0	0	0	0	0	0	0	0	0	0			

¹ Incomplete.

Source: Uniform System for Judicial Records, Nevada AOC, Research and Statistics Unit.

Table B5-2. Criminal Caseload Processed by Justice Courts in Nevada, Fiscal Year 2019.

Justice Court, Criminal Caseload, Misdemeanor (1 of 6)				Crimes Against Persons, Misdemeanor	Domestic Violence, Misdemeanor	Older/Vulnerable Persons Abuse, Misdemeanor	Protection Order Violation, Misdemeanor	Crimes Against Property, Misdemeanor	Drugs, Misdemeanor	Weapons, Misdemeanor	Public Order, Misdemeanor	Motor Vehicle - DUI, Misdemeanor	Motor Vehicle - Reckless, Misdemeanor	Other, Misdemeanor	Traffic, Misdemeanor	Parking
Totals^a	Nevada Justice Courts	New Filings (cases)	3,520	5,569	0	123	8,653	2,894	138	3,613	4,658	775	5,110	303,042	6,141	
		Reopened (cases)	351	892	0	23	615	324	8	273	1,003	18	193	1,663	3	
		Charges	4,336	7,686	0	185	11,332	5,678	257	4,559	5,898	1,002	8,051	375,993	6,728	
		Grand Total Dispositions	3,601	6,176	0	136	8,957	3,168	145	4,001	5,791	723	5,363	281,685	5,644	
		Total Non-Trial Dispositions	3,541	6,047	0	130	8,922	3,164	144	3,991	5,737	714	5,330	281,423	5,641	
		Total Trial Dispositions	60	129	0	6	35	4	1	10	54	9	33	262	3	
1st Judicial District	Carson City Justice Court	New Filings (cases)	96	154	0	30	270	110	1	113	267	26	179	9,412	275	
		Reopened (cases)	0	1	0	1	1	0	0	1	1	0	1	0	0	
		Charges	138	197	0	40	406	542	8	181	344	53	322	12,126	285	
		Grand Total Dispositions	66	108	0	19	219	96	0	94	158	28	160	9,664	248	
		Total Non-Trial Dispositions	65	105	0	19	218	96	0	90	156	27	159	9,653	247	
	Total Trial Dispositions	1	3	0	0	1	0	0	4	2	1	1	11	1		
	Storey County Justice Court	New Filings (cases)	18	22	0	1	17	11	2	16	49	18	20	1,915	145	
		Reopened (cases)	0	0	0	0	0	0	0	0	0	0	0	0	0	
		Charges	22	25	0	1	17	17	4	20	54	18	22	2,568	151	
		Grand Total Dispositions	13	21	0	2	14	8	3	13	28	10	24	1,762	115	
Total Non-Trial Dispositions		12	21	0	2	14	8	3	13	28	9	24	1,742	114		
Total Trial Dispositions	1	0	0	0	0	0	0	0	0	1	0	20	1			
2nd Judicial District	Incline Village Justice Court	New Filings (cases)	14	6	0	0	40	9	0	11	39	4	71	1,199	651	
		Reopened (cases)	6	1	0	0	3	1	0	0	49	0	3	15	1	
		Charges	15	7	0	0	44	9	2	14	44	4	76	1,545	661	
		Grand Total Dispositions	17	9	0	1	37	10	0	9	86	3	62	1,244	568	
		Total Non-Trial Dispositions	17	9	0	1	37	10	0	9	86	3	62	1,244	568	
	Total Trial Dispositions	0	0	0	0	0	0	0	0	0	0	0	0	0		
	Reno Justice Court	New Filings (cases)	218	88	0	20	326	657	25	65	507	67	236	20,393	38	
		Reopened (cases)	57	120	0	12	81	133	2	5	339	2	34	252	1	
		Charges	298	234	0	41	477	845	45	99	633	88	401	25,866	47	
		Grand Total Dispositions	240	187	0	34	361	721	26	64	712	60	269	21,029	33	
		Total Non-Trial Dispositions	237	186	0	32	359	720	26	64	707	60	267	21,023	33	
	Total Trial Dispositions	3	1	0	2	2	1	0	0	5	0	2	6	0		
	Sparks Justice Court	New Filings (cases)	102	76	0	20	174	256	15	34	242	17	144	6,008	13	
		Reopened (cases)	37	74	0	9	52	48	0	6	144	5	25	496	0	
		Charges	130	144	0	28	250	353	29	49	304	34	227	8,120	16	
		Grand Total Dispositions	135	147	0	29	196	297	15	35	355	22	197	6,222	10	
		Total Non-Trial Dispositions	134	142	0	29	196	297	15	35	351	21	195	6,219	10	
	Total Trial Dispositions	1	5	0	0	0	0	0	0	4	1	2	3	0		
	Wadsworth Justice Court	New Filings (cases)	2	1	0	0	6	3	0	1	15	13	8	2,542	0	
Reopened (cases)		0	0	0	0	0	0	0	0	0	0	0	2	0		
Charges		4	1	0	0	7	3	0	2	15	14	9	2,972	0		
Grand Total Dispositions		3	0	0	1	8	2	0	2	8	7	11	2,390	0		
Total Non-Trial Dispositions		2	0	0	1	8	2	0	2	8	7	11	2,388	0		
Total Trial Dispositions	1	0	0	0	0	0	0	0	0	0	0	2	0			

^a Totals reflect aggregate information from the Nevada Justice Courts. Information contained herein may reflect non-standard reporting and is noted by subsequent footnotes. This table contains both USJR Phase II and III data, based on specific court capabilities. Case type hierarchies and dispositional statistics are presented according to Phase III standards.

Source: Uniform System for Judicial Records, Nevada AOC, Research and Statistics Unit.

Table B5-2. Criminal Caseload Processed by Justice Courts in Nevada, Fiscal Year 2019.

Justice Court, Criminal Caseload, Misdemeanor (2 of 6)			Crimes Against Persons, Misdemeanor	Domestic Violence, Misdemeanor	Older/Vulnerable Persons Abuse, Misdemeanor	Protection Order Violation, Misdemeanor	Crimes Against Property, Misdemeanor	Drugs, Misdemeanor	Weapons, Misdemeanor	Public Order, Misdemeanor	Motor Vehicle - DUI, Misdemeanor	Motor Vehicle - Reckless, Misdemeanor	Other, Misdemeanor	Traffic, Misdemeanor	Parking		
3rd Judicial District	Lyon County	Canal Justice Court	New Filings (cases)	9	24	0	4	22	36	2	4	20	3	20	1,061	3	
			Reopened (cases)	0	0	0	0	0	0	0	0	0	0	0	0	2	0
			Charges	9	24	0	4	44	40	2	4	26	5	28		1,285	3
		Grand Total Dispositions	11	24	0	1	22	31	2	2	21	3	27		1,145	4	
		Total Non-Trial Dispositions	10	21	0	1	22	31	2	2	21	3	27		1,143	4	
		Total Trial Dispositions	1	3	0	0	0	0	0	0	0	0	0		2	0	
		Dayton Justice Court	New Filings (cases)	38	77	0	9	38	20	7	25	67	14	63		3,296	3
			Reopened (cases)	0	0	0	0	0	0	0	0	0	0	0		4	0
			Charges	44	81	0	13	47	27	7	30	80	15	104		4,031	5
	Grand Total Dispositions	23	70	0	8	33	23	6	14	79	11	58		3,313	3		
	Total Non-Trial Dispositions	21	62	0	6	32	23	6	14	79	11	58		3,313	3		
	Total Trial Dispositions	2	8	0	2	1	0	0	0	0	0	0		0	0		
	Walker River Justice Court	New Filings (cases)	26	54	0	7	35	43	2	30	42	12	104		3,101	1	
		Reopened (cases)	0	1	0	0	0	0	0	0	0	0	0		3	0	
		Charges	29	61	0	8	42	60	2	35	52	13	176		3,674	3	
Grand Total Dispositions	30	53	0	6	34	35	3	22	34	10	123		3,009	1			
Total Non-Trial Dispositions	30	52	0	6	33	35	3	22	34	9	120		2,989	1			
Total Trial Dispositions	0	1	0	0	1	0	0	0	0	1	3		20	0			
4th Judicial District	Elko County	Carlin Justice Court	New Filings (cases)	3	11	0	0	21	18	1	9	25	4	9	873	2	
			Reopened (cases)	0	0	0	0	0	0	0	0	0	0	0		0	0
			Charges	4	11	0	0	37	24	1	13	28	4	10		971	2
		Grand Total Dispositions	13	10	0	1	14	21	2	9	19	1	10		769	1	
		Total Non-Trial Dispositions	13	8	0	1	14	21	2	9	15	1	9		766	1	
		Total Trial Dispositions	0	2	0	0	0	0	0	0	4	0	1		3	0	
		Eastline Justice Court	New Filings (cases)	15	19	0	0	25	18	0	9	7	1	5		640	0
			Reopened (cases)	0	0	0	0	0	0	0	0	0	0	0		0	0
			Charges	20	23	0	0	31	27	1	24	8	1	11		811	0
	Grand Total Dispositions	18	21	0	0	19	18	0	4	5	0	4		534	0		
	Total Non-Trial Dispositions	18	19	0	0	19	18	0	4	5	0	3		531	0		
	Total Trial Dispositions	0	2	0	0	0	0	0	0	0	0	1		3	0		
	Elko Justice Court	New Filings (cases)	160	75	0	0	182	75	4	43	67	46	122		6,949	3	
		Reopened (cases)	106	88	0	0	124	63	1	22	68	3	23		185	0	
		Charges	201	107	0	0	254	152	9	212	84	73	169		8,128	8	
Grand Total Dispositions	226	174	0	0	258	138	7	74	137	31	157		6,462	4			
Total Non-Trial Dispositions	220	162	0	0	256	136	7	73	131	31	155		6,448	4			
Total Trial Dispositions	6	12	0	0	2	2	0	1	6	0	2		14	0			
Wells Justice Court	New Filings (cases)	19	8	0	1	24	18	0	4	27	11	10		4,569	8		
	Reopened (cases)	1	0	0	0	0	0	0	0	0	0	0		2	0		
	Charges	20	14	0	1	28	21	0	18	33	13	18		5,025	8		
Grand Total Dispositions	9	8	0	0	20	14	0	3	19	8	8		4,217	8			
Total Non-Trial Dispositions	7	6	0	0	19	14	0	3	17	8	8		4,204	8			
Total Trial Dispositions	2	2	0	0	1	0	0	0	2	0	0		13	0			

Source: Uniform System for Judicial Records, Nevada AOC, Research and Statistics Unit.

Table B5-2. Criminal Caseload Processed by Justice Courts in Nevada, Fiscal Year 2019.

Justice Court, Criminal Caseload, Misdemeanor (3 of 6)				Crimes Against Persons, Misdemeanor	Domestic Violence, Misdemeanor	Older/Vulnerable Persons Abuse, Misdemeanor	Protection Order Violation, Misdemeanor	Crimes Against Property, Misdemeanor	Drugs, Misdemeanor	Weapons, Misdemeanor	Public Order, Misdemeanor	Motor Vehicle - DUI, Misdemeanor	Motor Vehicle - Reckless, Misdemeanor	Other, Misdemeanor	Traffic, Misdemeanor	Parking	
5th Judicial District	Esmeralda County	Esmeralda Justice Court	New Filings (cases)	0	0	0	0	0	0	0	0	0	0	0	3,074	0	
			Reopened (cases)	0	0	0	0	0	0	0	0	0	0	0	0	280	0
			Charges	0	0	0	0	0	0	0	0	0	0	0	0	3,354	0
			Grand Total Dispositions	1	0	0	0	0	0	0	0	0	0	0	0	3,925	0
			Total Non-Trial Dispositions	0	0	0	0	0	0	0	0	0	0	0	0	3,914	0
	Total Trial Dispositions	1	0	0	0	0	0	0	0	0	0	0	0	11	0		
	Nye County	Beatty Justice Court	New Filings (cases)	7	12	0	1	10	6	1	3	3	3	12	1,392	3	
			Reopened (cases)	0	0	0	0	0	0	0	0	0	0	0	0	0	0
			Charges	10	15	0	1	15	10	3	4	3	3	26	1,577	3	
			Grand Total Dispositions	4	6	0	0	12	10	1	1	10	4	9	1,359	1	
			Total Non-Trial Dispositions	4	6	0	0	11	10	1	1	10	4	9	1,359	1	
		Total Trial Dispositions	0	0	0	0	1	0	0	0	0	0	0	0	0	0	
		Pahrump Justice Court	New Filings (cases)	122	138	0	10	131	62	4	7	85	0	64	4,148	4	
			Reopened (cases)	27	21	0	1	30	27	0	2	18	0	18	230	1	
			Charges	141	154	0	11	199	70	4	22	94	0	150	5,177	6	
Grand Total Dispositions			181	142	0	14	227	135	6	28	156	0	207	4,645	9		
Total Non-Trial Dispositions	177		139	0	14	225	135	6	28	156	0	204	4,622	9			
Total Trial Dispositions	4	3	0	0	2	0	0	0	0	0	3	23	0				
Tonopah Justice Court	New Filings (cases)	12	18	0	1	15	10	4	0	16	8	24	3,173	0			
	Reopened (cases)	0	0	0	0	0	0	0	0	0	0	0	11	0			
	Charges	14	18	0	1	18	15	4	0	18	9	41	3,542	0			
	Grand Total Dispositions	12	6	0	1	13	13	2	6	17	6	25	3,037	0			
	Total Non-Trial Dispositions	11	5	0	1	13	13	2	6	17	6	25	3,028	0			
Total Trial Dispositions	1	1	0	0	0	0	0	0	0	0	0	9	0				
6th Judicial District	Humboldt County	Union Justice Court	New Filings (cases)	82	52	0	7	84	47	2	18	50	13	82	6,411	10	
			Reopened (cases)	0	0	0	0	0	0	0	0	0	0	0	2	0	
			Charges	94	59	0	7	118	61	4	30	51	16	103	7,352	13	
			Grand Total Dispositions	95	60	0	10	75	53	2	21	84	14	87	6,004	7	
			Total Non-Trial Dispositions	86	56	0	8	69	53	2	19	79	13	85	5,980	7	
Total Trial Dispositions	9	4	0	2	6	0	0	2	5	1	2	24	0				
7th Judicial District	Eureka County	Eureka Justice Court	New Filings (cases)	3	4	0	0	5	2	0	7	2	1	13	922	1	
			Reopened (cases)	0	0	0	0	0	0	0	0	0	0	0	1	0	
			Charges	7	9	0	0	11	7	0	21	3	1	27	1,025	1	
			Grand Total Dispositions	2	7	0	0	4	5	3	7	5	3	21	1,090	1	
			Total Non-Trial Dispositions	1	7	0	0	4	5	3	6	5	3	20	1,087	1	
Total Trial Dispositions	1	0	0	0	0	0	0	1	0	0	1	3	0				

Source: Uniform System for Judicial Records, Nevada AOC, Research and Statistics Unit.

Table B5-2. Criminal Caseload Processed by Justice Courts in Nevada, Fiscal Year 2019.

Justice Court, Criminal Caseload, Misdemeanor (4 of 6)				Crimes Against Persons, Misdemeanor	Domestic Violence, Misdemeanor	Older/Vulnerable Persons Abuse, Misdemeanor	Protection Order Violation, Misdemeanor	Crimes Against Property, Misdemeanor	Drugs, Misdemeanor	Weapons, Misdemeanor	Public Order, Misdemeanor	Motor Vehicle - DUI, Misdemeanor	Motor Vehicle - Reckless, Misdemeanor	Other, Misdemeanor	Traffic, Misdemeanor	Parking	
7th Judicial District Cont.	Lincoln County	Meadow Valley Justice Court	New Filings (cases)	6	10	0	0	9	1	2	11	17	0	23	1,184	1	
			Reopened (cases)	0	2	0	0	0	0	0	0	0	0	0	0	1	0
			Charges	10	12	0	0	18	6	3	16	21	0	38	1,282	1	
			Grand Total Dispositions	5	10	0	0	8	4	2	9	16	5	23	1,305	0	
			Total Non-Trial Dispositions	5	8	0	0	8	4	2	9	15	5	23	1,304	0	
			Total Trial Dispositions	0	2	0	0	0	0	0	0	1	0	0	1	0	
	Lincoln County	Pahrangat Valley Justice Court	New Filings (cases)	1	5	0	1	10	1	0	0	11	2	8	3,589	0	
			Reopened (cases)	0	0	0	0	0	0	0	0	0	0	0	10	0	
			Charges	1	6	0	1	15	8	0	0	15	2	10	3,904	0	
			Grand Total Dispositions	1	3	0	0	9	1	0	0	6	2	6	3,486	0	
			Total Non-Trial Dispositions	1	3	0	0	9	1	0	0	6	2	6	3,483	0	
			Total Trial Dispositions	0	0	0	0	0	0	0	0	0	0	0	3	0	
	White Pine County	Ely Justice Court	New Filings (cases)	12	10	0	2	15	6	1	4	28	2	40	2,652	3	
			Reopened (cases)	1	0	0	0	0	0	0	0	0	2	0	4	0	
			Charges	20	14	0	2	31	10	1	8	33	4	53	2,911	5	
Grand Total Dispositions			10	9	0	2	12	7	1	3	25	2	43	2,364	2		
Total Non-Trial Dispositions			10	7	0	2	10	7	1	3	24	2	42	2,361	2		
Total Trial Dispositions			0	2	0	0	2	0	0	0	1	0	1	3	0		
8th Judicial District	Clark County	Boulder Justice Court	New Filings (cases)	3	1	0	0	1	3	0	0	3	10	5	1,676	1	
			Reopened (cases)	0	0	0	0	0	0	0	0	0	0	0	2	0	
			Charges	4	5	0	0	11	8	0	0	5	11	8	1,812	2	
			Grand Total Dispositions	5	1	0	0	3	3	0	0	4	6	5	1,526	1	
			Total Non-Trial Dispositions	4	1	0	0	2	3	0	0	2	6	5	1,514	1	
			Total Trial Dispositions	1	0	0	0	1	0	0	0	2	0	0	12	0	
	Clark County	Bunkerville Justice Court	New Filings (cases)	2	1	0	0	1	2	0	1	0	0	3	634	0	
			Reopened (cases)	1	0	0	0	0	0	0	0	0	0	0	1	0	
			Charges	2	1	0	0	1	2	0	1	1	1	3	729	0	
			Grand Total Dispositions	3	1	0	0	1	1	0	1	1	1	6	677	0	
			Total Non-Trial Dispositions	3	1	0	0	1	1	0	1	1	1	6	676	0	
			Total Trial Dispositions	0	0	0	0	0	0	0	0	0	0	0	1	0	
	Clark County	Goodsprings Justice Court	New Filings (cases)	11	9	0	0	23	6	1	8	15	53	37	10,820	47	
			Reopened (cases)	0	0	0	0	0	0	0	0	0	0	0	16	0	
			Charges	11	9	0	0	23	7	2	8	16	53	54	12,749	50	
			Grand Total Dispositions	10	7	0	0	15	5	1	6	10	45	29	9,721	42	
			Total Non-Trial Dispositions	10	7	0	0	15	5	1	6	10	45	28	9,715	42	
			Total Trial Dispositions	0	0	0	0	0	0	0	0	0	0	1	6	0	
Clark County	Henderson Justice Court	New Filings (cases)	43	18	0	0	84	5	3	6	85	43	185	5,551	36		
		Reopened (cases)	0	1	0	0	0	1	0	1	0	1	2	37	0		
		Charges	103	137	0	0	367	225	7	12	120	49	310	7,153	44		
		Grand Total Dispositions	48	23	0	0	87	16	3	13	99	47	189	6,218	44		
		Total Non-Trial Dispositions	48	22	0	0	87	16	3	13	99	47	189	6,216	44		
		Total Trial Dispositions	0	1	0	0	0	0	0	0	0	0	0	2	0		

Source: Uniform System for Judicial Records, Nevada AOC, Research and Statistics Unit.

Table B5-2. Criminal Caseload Processed by Justice Courts in Nevada, Fiscal Year 2019.

Justice Court, Criminal Caseload, Misdemeanor (5 of 6)			Crimes Against Persons, Misdemeanor	Domestic Violence, Misdemeanor	Older/Vulnerable Persons Abuse, Misdemeanor	Protection Order Violation, Misdemeanor	Crimes Against Property, Misdemeanor	Drugs, Misdemeanor	Weapons, Misdemeanor	Public Order, Misdemeanor	Motor Vehicle - DUI, Misdemeanor	Motor Vehicle - Reckless, Misdemeanor	Other, Misdemeanor	Traffic, Misdemeanor	Parking	
																Justice Court
8th Judicial District Cont.	Clark County Cont.	Las Vegas Justice Court	New Filings (cases)	2,208	4,205	0	0	6,315	1,078	49	2,979	2,427	287	2,966	157,227	4,244
			Reopened (cases)	98	546	0	0	298	24	2	232	346	5	78	- ^b	- ^b
		Charges	2,577	5,634	0	0	7,596	2,124	91	3,378	3,164	379	4,548	199,494	4,732	
		Grand Total Dispositions	2,126	4,610	0	0	6,535	1,091	43	3,365	3,110	308	3,028	141,893	3,838	
		Total Non-Trial Dispositions	2,110	4,556	0	0	6,529	1,091	43	3,363	3,098	306	3,021	141,883	3,838	
		Total Trial Dispositions	16	54	0	0	6	0	0	2	12	2	7	10	0	
		Laughlin Justice Court	New Filings (cases)	37	71	0	0	121	8	0	9	52	22	77	7,923	363
			Reopened (cases)	0	0	0	0	0	0	0	0	0	0	0	2	0
		Charges	42	83	0	0	138	19	1	12	57	22	99	9,813	368	
		Grand Total Dispositions	27	63	0	0	96	9	0	9	50	15	50	6,656	447	
	Total Non-Trial Dispositions	27	63	0	0	96	9	0	9	50	15	50	6,656	447		
	Total Trial Dispositions	0	0	0	0	0	0	0	0	0	0	0	0	0		
	Mesquite Justice Court	New Filings (cases)	0	1	0	0	1	0	0	0	0	0	1	2	0	
		Reopened (cases)	0	0	0	0	0	0	0	0	0	0	0	0	0	
	Charges	3	8	0	0	13	33	0	1	5	0	4	16	0		
	Grand Total Dispositions	0	1	0	0	4	1	0	0	0	0	0	2	0		
	Total Non-Trial Dispositions	0	1	0	0	4	1	0	0	0	0	0	2	0		
	Total Trial Dispositions	0	0	0	0	0	0	0	0	0	0	0	0	0		
	Moapa Justice Court	New Filings (cases)	0	8	0	0	3	1	0	0	8	1	9	1,866	0	
		Reopened (cases)	0	1	0	0	0	0	0	0	0	0	0	6	0	
	Charges	0	10	0	0	3	1	0	0	9	3	11	2,089	0		
	Grand Total Dispositions	1	4	0	0	1	0	0	0	10	1	9	1,749	0		
	Total Non-Trial Dispositions	1	4	0	0	1	0	0	0	10	1	9	1,749	0		
	Total Trial Dispositions	0	0	0	0	0	0	0	0	0	0	0	0	0		
	Moapa Valley Justice Court	New Filings (cases)	6	13	0	0	13	7	0	3	6	1	43	1,116	14	
		Reopened (cases)	0	0	0	0	0	0	0	0	0	0	0	0	0	
	Charges	6	20	0	0	14	7	0	4	8	1	52	1,318	14		
	Grand Total Dispositions	4	10	0	0	10	3	0	1	8	1	23	950	12		
Total Non-Trial Dispositions	4	6	0	0	9	3	0	1	4	1	23	949	11			
Total Trial Dispositions	0	4	0	0	1	0	0	0	4	0	0	1	1			
North Las Vegas Justice Court	New Filings (cases)	29	175	0	0	59	13	0	9	46	4	36	1,129	0		
	Reopened (cases)	1	5	0	0	1	0	0	0	0	0	0	2	0		
Charges	94	329	0	0	315	396	5	37	89	12	291	2,142	9			
Grand Total Dispositions	29	161	0	0	68	26	1	5	52	1	39	1,074	1			
Total Non-Trial Dispositions	28	161	0	0	67	26	1	5	52	1	39	1,074	1			
Total Trial Dispositions	1	0	0	0	1	0	0	0	0	0	0	0	0			
Searchlight Justice Court	New Filings (cases)	1	7	0	0	3	6	0	1	7	16	7	3,818	0		
	Reopened (cases)	0	0	0	0	0	0	0	0	0	0	0	8	0		
Charges	1	10	0	0	5	7	0	2	7	17	8	4,318	1			
Grand Total Dispositions	1	7	0	0	2	6	0	0	4	13	3	3,267	0			
Total Non-Trial Dispositions	1	6	0	0	2	6	0	0	4	13	3	3,259	0			
Total Trial Dispositions	0	1	0	0	0	0	0	0	0	0	0	8	0			

^b Reopened cases not reported.

Source: Uniform System for Judicial Records, Nevada AOC, Research and Statistics Unit.

Table B5-2. Criminal Caseload Processed by Justice Courts in Nevada, Fiscal Year 2019.

Justice Court, Criminal Caseload, Misdemeanor (6 of 6)				Crimes Against Persons, Misdemeanor	Domestic Violence, Misdemeanor	Older/Vulnerable Persons Abuse, Misdemeanor	Protection Order Violation, Misdemeanor	Crimes Against Property, Misdemeanor	Drugs, Misdemeanor	Weapons, Misdemeanor	Public Order, Misdemeanor	Motor Vehicle - DUI, Misdemeanor	Motor Vehicle - Reckless, Misdemeanor	Other, Misdemeanor	Traffic, Misdemeanor	Parking
9th Judicial District	Douglas County	East Fork Justice Court	New Filings (cases)	66	47	0	0	215	124	6	35	138	29	108	4,721	48
			Reopened (cases)	15	27	0	0	20	23	3	2	37	0	8	66	0
			Charges	72	55	0	0	270	178	7	74	151	34	140	5,930	54
			Grand Total Dispositions	97	79	0	0	202	146	7	43	194	26	105	5,001	47
			Total Non-Trial Dispositions	93	70	0	0	200	146	7	43	192	25	105	4,982	47
		Total Trial Dispositions	4	9	0	0	2	0	0	0	2	1	0	19	0	
		Tahoe Justice Court	New Filings (cases)	84	44	0	4	210	66	1	81	44	6	120	2,992	217
			Reopened (cases)	1	4	0	0	4	3	0	2	1	0	0	7	0
			Charges	100	48	0	21	255	92	2	124	51	7	137	3,758	225
			Grand Total Dispositions	70	38	0	2	196	56	3	75	51	5	112	2,710	191
Total Non-Trial Dispositions	66		34	0	2	192	56	3	75	50	5	111	2,703	191		
Total Trial Dispositions	4	4	0	0	4	0	0	0	1	0	1	7	0			
10th Judicial District	Churchill County	New River Justice Court	New Filings (cases)	25	53	0	4	83	73	3	27	120	11	96	4,738	6
			Reopened (cases)	0	0	0	0	1	0	0	0	0	0	0	5	0
			Charges	31	54	0	4	114	90	8	39	125	13	121	5,687	10
			Grand Total Dispositions	31	53	0	3	91	88	4	30	133	10	105	4,802	5
			Total Non-Trial Dispositions	31	48	0	3	90	87	3	30	130	10	102	4,784	5
Total Trial Dispositions	0	5	0	0	1	1	1	0	3	0	3	18	0			
11th Judicial District	Lander County	Argenta Justice Court	New Filings (cases)	12	10	0	0	14	10	0	17	26	1	34	1,645	0
			Reopened (cases)	0	0	0	0	0	0	0	0	0	0	0	0	0
			Charges	13	10	0	0	16	15	0	19	28	1	37	1,883	0
			Grand Total Dispositions	14	13	0	1	16	14	0	14	26	2	36	1,703	0
			Total Non-Trial Dispositions	14	13	0	1	16	14	0	14	26	2	36	1,703	0
		Total Trial Dispositions	0	0	0	0	0	0	0	0	0	0	0	0	0	
		Austin Justice Court	New Filings (cases)	1	0	0	0	0	0	0	0	1	0	4	1,207	0
			Reopened (cases)	0	0	0	0	0	0	0	0	0	0	0	0	0
			Charges	1	0	0	0	0	0	0	0	1	0	4	1,321	0
			Grand Total Dispositions	2	0	0	0	0	0	0	0	1	0	33 ^c	1,040	0
	Total Non-Trial Dispositions		2	0	0	0	0	0	0	0	1	0	33	1,040	0	
	Total Trial Dispositions	0	0	0	0	0	0	0	0	0	0	0	0	0		
	Mineral County	Hawthorne Justice Court	New Filings (cases)	12	15	0	0	26	13	0	14	72	22	75	6,131	1
			Reopened (cases)	0	0	0	0	0	1	0	0	0	0	1	11	0
			Charges	30	27	0	0	54	56	3	31	92	25	142	6,964	1
Grand Total Dispositionsⁱ			4	11	0	0	16	6	0	11	27	6	13	2,344 ⁱ	1 ⁱ	
Total Non-Trial Dispositions			4	11	0	0	16	6	0	11	27	6	13	2,342	1	
Total Trial Dispositions	0	0	0	0	0	0	0	0	0	0	0	2	0			
Pershing County	Lake Justice Court	New Filings (cases)	15	27	0	1	22	70	2	9	22	4	47	1,343	0	
		Reopened (cases)	0	0	0	0	0	0	0	0	0	0	0	0	0	
		Charges	15	30	0	1	28	111	2	15	26	4	61	1,571	0	
		Grand Total Dispositions	14	19	0	1	19	55	2	8	31	6	47	1,377	0	
		Total Non-Trial Dispositions	14	19	0	1	19	55	2	8	31	5	45	1,375	0	
Total Trial Dispositions	0	0	0	0	0	0	0	0	0	1	2	2	0			

^c Includes administrative case closures.

ⁱ Incomplete.

Source: Uniform System for Judicial Records, Nevada AOC, Research and Statistics Unit.

Table B6-1. Civil Caseload Processed by Justice Courts in Nevada, Fiscal Year 2019.

Justice Court, Civil Caseload, Aggregate (1 of 4)			Real Property	Tort	Contract	Contested Liens	Petitions to Seal Records	Other Civil Matters	Small Claims	Protection Orders	Totals
Totals^a	Nevada Justice Courts	New Filings (cases)	46,872	1,064	49,386	10	1	2,374	8,208	7,379	115,294
		Reopened (cases)	6,814	34	648	0	0	133	450	510	8,589
		Grand Total Dispositions	53,138	1,105	43,964	11	0	5,005	8,584	7,787	119,594
		Total Non-Trial Dispositions	52,333	1,093	43,929	10	0	4,978	6,916	7,787	117,046
		Total Trial Dispositions	805	12	35	1	0	27	1,668	-	2,548
1st Judicial District	Carson City Justice Court	New Filings (cases)	991	1	1,257	0	0	59	276	702	3,286
		Reopened (cases)	3	0	1	0	0	0	0	0	4
		Grand Total Dispositions	927	0	1,072	4	0	207	252	695	3,157
		Total Non-Trial Dispositions	870	0	1,063	4	0	206	112	695	2,950
		Total Trial Dispositions	57	0	9	0	0	1	140	-	207
	Storey County Justice Court	New Filings (cases)	12	0	33	0	0	3	5	32	85
		Reopened (cases)	0	0	0	0	0	0	0	0	0
		Grand Total Dispositions	9	0	9	0	0	9	5	27	59
		Total Non-Trial Dispositions	8	0	9	0	0	9	5	27	58
		Total Trial Dispositions	1	0	0	0	0	0	0	-	1
2nd Judicial District	Incline Village Justice Court	New Filings (cases)	30	0	45	0	0	18	28	23	144
		Reopened (cases)	3	0	1	0	0	0	4	12	20
		Grand Total Dispositions	30	0	95	0	0	33	23	28	209
		Total Non-Trial Dispositions	28	0	94	0	0	33	11	28	194
		Total Trial Dispositions	2	0	1	0	0	0	12	-	15
	Reno Justice Court	New Filings (cases)	2,308	63	4,116	0	0	107	1,140	934	8,668
		Reopened (cases)	249	4	94	0	0	34	142	46	569
		Grand Total Dispositions	2,573	68	3,761	0	0	745	1,837	977	9,961
		Total Non-Trial Dispositions	2,239	65	3,754	0	0	737	1,698	977	9,470
		Total Trial Dispositions	334	3	7	0	0	8	139	-	491
	Sparks Justice Court	New Filings (cases)	1,051	13	2,488	0	0	192	495	175	4,414
		Reopened (cases)	80	0	27	0	0	3	35	8	153
		Grand Total Dispositions	1,107	13	2,293	0	0	247	601	178	4,439
		Total Non-Trial Dispositions	1,003	13	2,287	0	0	238	529	178	4,248
		Total Trial Dispositions	104	0	6	0	0	9	72	-	191
	Wadsworth Justice Court	New Filings (cases)	6	0	5	0	0	1	2	2	16
		Reopened (cases)	0	0	0	0	0	0	0	0	0
		Grand Total Dispositions	2	0	2	0	0	0	0	2	6
Total Non-Trial Dispositions		2	0	2	0	0	0	0	2	6	
Total Trial Dispositions		0	0	0	0	0	0	0	-	0	
3rd Judicial District	Canal Justice Court	New Filings (cases)	391	1	305	0	0	5	68	202	972
		Reopened (cases)	1	0	3	0	0	0	1	1	6
		Grand Total Dispositions	396	3	309	0	0	67	100	203	1,078
		Total Non-Trial Dispositions	383	3	309	0	0	65	63	203	1,026
		Total Trial Dispositions	13	0	0	0	0	2	37	-	52
	Dayton Justice Court	New Filings (cases)	144	2	369	0	0	50	49	219	833
		Reopened (cases)	0	0	1	0	0	0	0	0	1
		Grand Total Dispositions	148	1	372	0	0	48	44	215	828
		Total Non-Trial Dispositions	148	1	372	0	0	43	44	215	823
		Total Trial Dispositions	0	0	0	0	0	5	0	-	5
	Walker River Justice Court	New Filings (cases)	156	0	216	0	0	132	90	198	792
		Reopened (cases)	22	0	1	0	0	0	2	52	77
Grand Total Dispositions		181	0	174	0	0	129	95	279	858	
Total Non-Trial Dispositions		181	0	173	0	0	127	65	279	825	
Total Trial Dispositions		0	0	1	0	0	2	30	-	33	

^a Totals reflect aggregate information from the Nevada Justice Courts. Information contained herein may reflect non-standard reporting and is noted by subsequent footnotes. Petitions to Seal Records are USJR Phase III-specific measures and reported in Other Civil Matters in the USJR Phase II statistics found in the Nevada Courts Statistical Reporting Dictionary.

Source: Uniform System for Judicial Records, Nevada AOC, Research and Statistics Unit.

Table B6-1. Civil Caseload Processed by Justice Courts in Nevada, Fiscal Year 2019.

Justice Court, Civil Caseload, Aggregate (2 of 4)			Real Property	Tort	Contract	Contested Liens	Petitions to Seal Records	Other Civil Matters	Small Claims	Protection Orders	Totals		
4th Judicial District	Elko County	Carlin Justice Court	New Filings (cases)	8	1	27	0	0	3	14	23	76	
			Reopened (cases)	0	0	0	0	0	0	0	0	0	
			Grand Total Dispositions	8	0	14	0	0	0	10	15	47	
				Total Non-Trial Dispositions	8	0	14	0	0	0	10	15	47
				Total Trial Dispositions	0	0	0	0	0	0	0	-	0
		Eastline Justice Court	New Filings (cases)	32	0	19	0	1	0	14	39	105	
			Reopened (cases)	0	0	0	0	0	0	0	0	0	
			Grand Total Dispositions ^b	29	0	33	0	0	0	50	39	151 ^b	
				Total Non-Trial Dispositions	29	0	33	0	0	0	49	39	150
				Total Trial Dispositions	0	0	0	0	0	1	-	-	1
		Elko Justice Court	New Filings (cases)	198	1	697	0	0	28	197	401	1,522	
			Reopened (cases)	2	0	15	0	0	5	7	55	84	
	Grand Total Dispositions		184	2	640	0	0	100	226	459	1,611		
			Total Non-Trial Dispositions	175	2	637	0	0	100	218	459	1,591	
			Total Trial Dispositions	9	0	3	0	0	8	-	-	20	
	Wells Justice Court	New Filings (cases)	12	0	22	0	0	6	13	26	79		
		Reopened (cases)	0	0	0	0	0	0	0	1	1		
		Grand Total Dispositions	10	0	1	0	0	1	5	22	39		
		Total Non-Trial Dispositions	10	0	1	0	0	5	22	39			
		Total Trial Dispositions	0	0	0	0	0	0	-	-	0		
5th Judicial District	Esmeralda County	Esmeralda Justice Court	New Filings (cases)	0	0	0	0	0	0	2	2		
			Reopened (cases)	0	0	0	0	0	0	0	0	0	
			Grand Total Dispositions	0	0	0	0	0	0	0	5	5	
				Total Non-Trial Dispositions	0	0	0	0	0	0	5	5	
				Total Trial Dispositions	0	0	0	0	0	0	-	0	
	Nye County	Beatty Justice Court	New Filings (cases)	11	0	6	0	0	4	1	44	66	
			Reopened (cases)	0	0	0	0	0	0	0	0	0	
			Grand Total Dispositions	7	0	4	0	0	2	1	22	36	
				Total Non-Trial Dispositions	7	0	4	0	0	2	1	22	36
				Total Trial Dispositions	0	0	0	0	0	0	-	0	
		Pahrump Justice Court	New Filings (cases)	176	2	281	0	0	2	58	357	876	
			Reopened (cases)	31	0	2	0	0	0	4	5	42	
			Grand Total Dispositions	201	1	267	0	0	1	59	359	888	
				Total Non-Trial Dispositions	201	1	267	0	0	1	38	359	867
			Total Trial Dispositions	0	0	0	0	0	21	-	-	21	
	Tonopah Justice Court	New Filings (cases)	23	0	22	0	0	1	9	22	77		
		Reopened (cases)	0	0	0	0	0	0	0	0	0		
		Grand Total Dispositions	25	0	22	0	0	1	7	23	78		
		Total Non-Trial Dispositions	25	0	22	0	0	1	6	23	77		
		Total Trial Dispositions	0	0	0	0	0	1	-	-	1		
6th Judicial District	Humboldt County	Union Justice Court	New Filings (cases)	52	0	174	0	0	10	211	189	636	
			Reopened (cases)	0	0	0	0	0	0	2	0	2	
			Grand Total Dispositions	48	0	146	0	0	7	198	186	585	
				Total Non-Trial Dispositions	44	0	146	0	0	7	189	186	572
				Total Trial Dispositions	4	0	0	0	0	9	-	-	13

^b Includes administrative case closures.

Source: Uniform System for Judicial Records, Nevada AOC, Research and Statistics Unit.

Table B6-1. Civil Caseload Processed by Justice Courts in Nevada, Fiscal Year 2019.

Justice Court, Civil Caseload, Aggregate (3 of 4)			Real Property	Tort	Contract	Contested Liens	Petitions to Seal Records	Other Civil Matters	Small Claims	Protection Orders	Totals		
7th Judicial District	Eureka County	Eureka Justice Court	New Filings (cases)	1	0	8	0	0	1	0	16	26	
			Reopened (cases)	0	0	0	0	0	0	0	0	0	
			Grand Total Dispositions	1	0	4	0	0	1	0	24	30	
			Total Non-Trial Dispositions	1	0	4	0	0	1	0	24	30	
			Total Trial Dispositions	0	0	0	0	0	0	0	-	0	
	Lincoln County	Meadow Valley Justice Court	New Filings (cases)	8	0	23	0	0	4	4	19	58	
			Reopened (cases)	1	0	0	0	0	0	0	2	3	
			Grand Total Dispositions	8	0	7	0	0	6	4	21	46	
			Total Non-Trial Dispositions	7	0	7	0	0	6	4	21	45	
			Total Trial Dispositions	1	0	0	0	0	0	0	-	1	
	Pahrnagat Valley Justice Court	New Filings (cases)	2	0	1	0	0	4	1	2	10	10	
		Reopened (cases)	0	0	0	0	0	0	0	0	0	0	
		Grand Total Dispositions	0	0	1	0	0	0	0	0	0	1	
		Total Non-Trial Dispositions	0	0	1	0	0	0	0	0	0	1	
		Total Trial Dispositions	0	0	0	0	0	0	0	0	-	0	
White Pine County	Ely Justice Court	New Filings (cases)	37	1	63	0	0	2	78	125	306		
		Reopened (cases)	1	0	41	0	0	2	29	4	77		
		Grand Total Dispositions	21	0	76	0	0	3	91	111	302		
		Total Non-Trial Dispositions	20	0	76	0	0	3	60	111	270		
		Total Trial Dispositions	1	0	0	0	0	0	31	-	32		
8th Judicial District	Clark County	Boulder Justice Court	New Filings (cases)	56	0	91	0	0	1	18	89	255	
			Reopened (cases)	2	0	0	0	0	0	2	0	4	
			Grand Total Dispositions	57	2	125	0	0	1	20	90	295	
			Total Non-Trial Dispositions	45	2	125	0	0	1	9	90	272	
		Total Trial Dispositions	12	0	0	0	0	0	11	-	23		
		Bunkerville Justice Court	New Filings (cases)	1	0	4	0	0	0	0	3	8	8
			Reopened (cases)	0	0	0	0	0	0	0	0	0	0
			Grand Total Dispositions	1	0	1	0	0	0	0	2	4	4
			Total Non-Trial Dispositions	1	0	1	0	0	0	0	2	4	4
		Total Trial Dispositions	0	0	0	0	0	0	0	-	0	0	
		Goodsprings Justice Court	New Filings (cases)	10	0	5	0	0	0	2	8	25	25
			Reopened (cases)	0	0	0	0	0	0	0	0	0	0
	Grand Total Dispositions		6	0	0	0	0	0	2	4	12	12	
	Total Non-Trial Dispositions		4	0	0	0	0	0	1	4	9	9	
	Total Trial Dispositions	2	0	0	0	0	0	1	-	3	3		
	Henderson Justice Court	New Filings (cases)	2,884	14	4,457	0	0	35	268	515	8,173	8,173	
		Reopened (cases)	138	1	25	0	0	0	12	18	194	194	
		Grand Total Dispositions	2,909	21	3,442	0	0	45	202	482	7,101	7,101	
		Total Non-Trial Dispositions	2,775	20	3,441	0	0	45	167	482	6,930	6,930	
	Total Trial Dispositions	134	1	1	0	0	0	35	-	171	171		
	Las Vegas Justice Court	New Filings (cases)	33,779	949	29,826	7	0	1,493	4,677	2,035	72,766	72,766	
		Reopened (cases)	6,114	28	430	0	0	88	206	300	7,166	7,166	
		Grand Total Dispositions	40,108	987	28,350	5	0	2,714	4,331	2,362	78,857	78,857	
		Total Non-Trial Dispositions	39,988	979	28,346	4	0	2,714	3,263	2,362	77,656	77,656	
Total Trial Dispositions	120	8	4	1	0	0	1,068	-	1,201	1,201			
Laughlin Justice Court	New Filings (cases)	56	0	139	0	0	0	9	35	239	239		
	Reopened (cases)	1	0	2	0	0	0	0	0	3	3		
	Grand Total Dispositions	48	0	109	0	0	0	6	34	197	197		
	Total Non-Trial Dispositions	45	0	109	0	0	0	4	34	192	192		
Total Trial Dispositions	3	0	0	0	0	0	2	-	5	5			
Mesquite Justice Court	New Filings (cases)	44	0	136	0	0	3	19	69	271	271		
	Reopened (cases)	0	0	0	0	0	0	0	0	0	0		
	Grand Total Dispositions	43	0	131	0	0	3	18	66	261	261		
	Total Non-Trial Dispositions	43	0	130	0	0	3	14	66	256	256		
Total Trial Dispositions	0	0	1	0	0	0	4	-	5	5			

Source: Uniform System for Judicial Records, Nevada AOC, Research and Statistics Unit.

Table B6-1. Civil Caseload Processed by Justice Courts in Nevada, Fiscal Year 2019.

Justice Court, Civil Caseload, Aggregate (4 of 4)			Real Property	Tort	Contract	Contested Liens	Petitions to Seal Records	Other Civil Matters	Small Claims	Protection Orders	Totals	
8th Judicial District Cont.	Clark County Cont.	Moapa Justice Court	New Filings (cases)	5	0	5	0	0	0	1	8	19
			Reopened (cases)	0	0	1	0	0	0	0	0	1
			Grand Total Dispositions	5	0	5	0	0	0	1	10	21
			Total Non-Trial Dispositions	5	0	5	0	0	0	1	10	21
			Total Trial Dispositions	0	0	0	0	0	0	0	-	0
		Moapa Valley Justice Court	New Filings (cases)	11	0	13	0	0	0	2	22	48
			Reopened (cases)	1	0	1	0	0	0	0	0	2
			Grand Total Dispositions	9	0	15	0	0	0	1	24	49
			Total Non-Trial Dispositions	9	0	15	0	0	0	1	24	49
			Total Trial Dispositions	0	0	0	0	0	0	0	-	0
		North Las Vegas Justice Court	New Filings (cases)	4,049	15	3,446	2	0	18	153	244	7,927
			Reopened (cases)	163	1	0	0	0	0	1	0	165
			Grand Total Dispositions	3,754	6	1,526	1	0	19	100	241	5,647
			Total Non-Trial Dispositions	3,753	6	1,526	1	0	19	76	241	5,622
			Total Trial Dispositions	1	0	0	0	0	0	24	-	25
Searchlight Justice Court	New Filings (cases)	14	0	3	0	0	0	0	5	22		
	Reopened (cases)	0	0	0	0	0	0	0	0	0		
	Grand Total Dispositions	11	0	5	0	0	0	0	5	21		
	Total Non-Trial Dispositions	11	0	5	0	0	0	0	5	21		
	Total Trial Dispositions	0	0	0	0	0	0	0	-	0		
9th Judicial District	Douglas County	East Fork Justice Court	New Filings (cases)	55	0	629	0	0	24	95	164	967
			Reopened (cases)	0	0	1	0	0	0	0	0	1
			Grand Total Dispositions	50	1	636	0	0	18	87	151	943
			Total Non-Trial Dispositions	44	1	634	0	0	18	71	151	919
			Total Trial Dispositions	6	0	2	0	0	0	16	-	24
		Tahoe Justice Court	New Filings (cases)	17	0	32	0	0	30	18	24	121
			Reopened (cases)	0	0	1	0	0	0	1	1	3
			Grand Total Dispositions	11	0	22	0	0	23	16	27	99
			Total Non-Trial Dispositions	10	0	22	0	0	23	10	27	92
			Total Trial Dispositions	1	0	0	0	0	0	6	-	7
10th Judicial District	Churchill County	New River Justice Court	New Filings (cases)	166	0	239	1	0	95	97	264	862
			Reopened (cases)	2	0	0	0	0	1	1	0	4
			Grand Total Dispositions ^b	163	0	182	1	0	549	88	267	1,250 ^b
			Total Non-Trial Dispositions	163	0	182	1	0	549	88	267	1,250
			Total Trial Dispositions	0	0	0	0	0	0	0	-	0
11th Judicial District	Lander County	Argenta Justice Court	New Filings (cases)	11	1	95	0	0	22	21	40	190
			Reopened (cases)	0	0	1	0	0	0	0	5	6
			Grand Total Dispositions	11	0	72	0	0	24	27	47	181
			Total Non-Trial Dispositions	11	0	72	0	0	24	27	47	181
			Total Trial Dispositions	0	0	0	0	0	0	0	-	0
		Austin Justice Court	New Filings (cases)	0	0	2	0	0	1	0	3	6
			Reopened (cases)	0	0	0	0	0	0	0	0	0
			Grand Total Dispositions	0	0	1	0	0	1	0	1	3
			Total Non-Trial Dispositions	0	0	1	0	0	1	0	1	3
			Total Trial Dispositions	0	0	0	0	0	0	0	-	0
	Mineral County	Hawthorne Justice Court	New Filings (cases)	34	0	24	0	0	2	26	72	158
			Reopened (cases)	0	0	0	0	0	0	1	0	1
			Grand Total Dispositions	3	0	4	0	0	1	27	55	90
			Total Non-Trial Dispositions	3	0	4	0	0	1	27	55	90
			Total Trial Dispositions	0	0	0	0	0	0	0	-	0
Pershing County	Lake Justice Court	New Filings (cases)	31	0	63	0	0	18	49	27	188	
		Reopened (cases)	0	0	0	0	0	0	0	0	0	
		Grand Total Dispositions	34	0	36	0	0	0	50	29	149	
		Total Non-Trial Dispositions	34	0	36	0	0	0	50	29	149	
		Total Trial Dispositions	0	0	0	0	0	0	0	-	0	

^b Includes administrative case closures.

Source: Uniform System for Judicial Records, Nevada AOC, Research and Statistics Unit.

Table B6-2. Civil Caseload Processed by Justice Courts in Nevada, Fiscal Year 2019.

Justice Court, Civil Caseload (1 of 4)			Real Property			Tort					Contract					Contested Liens	Petitions to Seal Records	Other Civil Matters	Small Claims	Protection Orders			
			Unlawful Detainer	Unlawful Detainer Complaint	Other Real Property	Auto Negligence	Premises Liability	Other Negligence	Intentional Misconduct	Other Tort	Credit Card Collection	Payday Loan Collection	Debt Collection Agency	Other Debt Collection	Contract Buyer Plaintiff					Other Contract	Request for DV Protection Order	Request for Non-DV Protection Order	
Totals^a	Nevada Justice Courts	New Filings (cases)	45,485	1,056	331	948	11	33	7	65	19,506	10,425	9,673	5,535	912	3,335	10	1	2,374	8,208	1,635	5,744	
		Reopened (cases)	6,744	61	9	32	0	0	0	2	185	73	192	83	20	95	0	0	133	450	66	444	
		Grand Total Dispositions	51,594	1,228	316	980	13	41	6	65	15,572	9,748	9,986	5,678	422	2,558	11	0	5,005	8,584	1,677	6,110	
		Total Non-Trial Dispositions	50,940	1,090	303	969	13	40	6	65	15,570	9,748	9,967	5,673	420	2,551	10	0	4,978	8,916	1,677	6,110	
		Total Trial Dispositions	654	138	13	11	0	1	0	0	2	0	19	5	2	7	1	0	27	1,668	0	0	
1st Judicial District	Carson City	New Filings (cases)	971	7	13	1	0	0	0	205	0	996	16	28	12	0	0	59	276	276	426		
		Reopened (cases)	3	0	0	0	0	0	0	0	0	1	0	0	0	0	0	0	0	0	0		
		Grand Total Dispositions	921	2	4	0	0	0	0	0	161	2	861	10	31	7	4	0	207	252	289	406	
		Total Non-Trial Dispositions	866	2	2	0	0	0	0	0	161	2	852	10	31	7	4	0	206	112	289	406	
		Total Trial Dispositions	55	0	2	0	0	0	0	0	0	0	9	0	0	0	0	0	1	140	0	0	
	Storey County	New Filings (cases)	8	4	0	0	0	0	0	12	0	19	0	2	0	0	0	0	3	5	7	25	
		Reopened (cases)	0	0	0	0	0	0	0	0	0	0	0	0	0	0	0	0	0	0	0		
		Grand Total Dispositions	3	6	0	0	0	0	0	0	4	0	5	0	0	0	0	0	9	5	6	21	
		Total Non-Trial Dispositions	3	5	0	0	0	0	0	0	4	0	5	0	0	0	0	0	9	5	6	21	
		Total Trial Dispositions	0	1	0	0	0	0	0	0	0	0	0	0	0	0	0	0	0	0	0	0	
2nd Judicial District	Washoe County	Incline Village Justice Court	New Filings (cases)	30	0	0	0	0	0	18	0	21	3	2	1	0	0	18	28	8	15		
		Reopened (cases)	3	0	0	0	0	0	0	0	0	1	0	0	0	0	0	0	4	4	8		
		Grand Total Dispositions	27	3	0	0	0	0	0	0	56	0	28	6	0	5	0	0	33	23	9	19	
		Total Non-Trial Dispositions	25	3	0	0	0	0	0	0	56	0	27	6	0	5	0	0	33	11	9	19	
		Total Trial Dispositions	2	0	0	0	0	0	0	0	0	0	1	0	0	0	0	0	0	12	0	0	
		Reno Justice Court	New Filings (cases)	2,241	55	12	49	1	2	1	10	1,424	219	2,072	200	67	134	0	0	107	1,140	0	934
		Reopened (cases)	244	5	0	3	0	0	0	1	18	2	61	6	0	7	0	0	34	142	0	46	
		Grand Total Dispositions	2,478	82	13	53	1	0	1	13	1,204	213	2,010	174	35	125	0	0	745	1,837	0	977	
		Total Non-Trial Dispositions	2,166	69	4	50	1	0	1	13	1,204	213	2,007	173	34	123	0	0	737	1,698	0	977	
		Total Trial Dispositions	312	13	9	3	0	0	0	0	0	0	3	1	1	2	0	0	8	139	0	0	
	Sparks Justice Court	New Filings (cases)	1,027	21	3	11	0	0	0	2	646	683	1,008	83	33	35	0	0	192	495	0	175	
	Reopened (cases)	80	0	0	0	0	0	0	0	2	1	15	4	4	1	0	0	3	35	0	8		
	Grand Total Dispositions	1,085	19	3	10	0	0	0	3	637	634	899	70	21	32	0	0	247	601	0	178		
	Total Non-Trial Dispositions	982	19	2	10	0	0	0	3	637	634	896	69	21	30	0	0	238	529	0	178		
	Total Trial Dispositions	103	0	1	0	0	0	0	0	0	0	3	1	0	2	0	0	9	72	0	0		
	Wadsworth Justice Court	New Filings (cases)	6	0	0	0	0	0	0	0	1	0	1	1	1	1	0	0	1	2	0	2	
	Reopened (cases)	0	0	0	0	0	0	0	0	0	0	0	0	0	0	0	0	0	0	0	0		
	Grand Total Dispositions	2	0	0	0	0	0	0	0	1	0	0	0	0	0	1	0	0	0	0	0		
	Total Non-Trial Dispositions	2	0	0	0	0	0	0	0	1	0	0	0	0	0	1	0	0	0	0	0		
	Total Trial Dispositions	0	0	0	0	0	0	0	0	0	0	0	0	0	0	0	0	0	0	0	0		
3rd Judicial District	Lyon County	Canal Justice Court	New Filings (cases)	385	6	0	1	0	0	147	0	109	14	21	14	0	0	5	68	73	129		
		Reopened (cases)	1	0	0	0	0	0	0	2	0	1	0	0	0	0	0	0	1	1	0		
		Grand Total Dispositions	390	6	0	2	0	1	0	0	167	1	104	16	8	13	0	0	67	100	75	128	
		Total Non-Trial Dispositions	378	5	0	2	0	1	0	0	167	1	104	16	8	13	0	0	65	63	75	128	
		Total Trial Dispositions	12	1	0	0	0	0	0	0	0	0	0	0	0	0	0	0	2	37	0	0	
	Dayton Justice Court	New Filings (cases)	143	1	0	1	0	1	0	94	0	245	10	10	10	0	0	50	49	91	128		
	Reopened (cases)	0	0	0	0	0	0	0	0	0	0	1	0	0	0	0	0	0	0	0			
	Grand Total Dispositions	147	1	0	1	0	0	0	0	97	1	255	6	8	5	0	0	48	44	87	128		
	Total Non-Trial Dispositions	147	1	0	1	0	0	0	0	97	1	255	6	8	5	0	0	43	44	87	128		
	Total Trial Dispositions	0	0	0	0	0	0	0	0	0	0	0	0	0	0	0	0	5	0	0	0		
Walker River Justice Court	New Filings (cases)	155	0	1	0	0	0	0	52	0	138	17	7	2	0	0	132	90	108	90			
Reopened (cases)	22	0	0	0	0	0	0	0	22	0	1	0	0	0	0	0	0	2	20	32			
Grand Total Dispositions	180	0	1	0	0	0	0	0	34	0	126	5	8	1	0	0	129	95	133	146			
Total Non-Trial Dispositions	180	0	1	0	0	0	0	0	33	0	126	5	8	1	0	0	127	65	133	146			
Total Trial Dispositions	0	0	0	0	0	0	0	0	1	0	0	0	0	0	0	0	2	30	0	0			

^a Totals reflect aggregate information from the Nevada Justice Courts. Information contained herein may reflect non-standard reporting and is noted by subsequent footnotes. Petitions to Seal Records are USJR Phase III-specific measures and reported in Other Civil Matters in the USJR Phase II statistics found in the Nevada Courts Statistical Reporting Dictionary.

Source: Uniform System for Judicial Records, Nevada AOC, Research and Statistics Unit.

Table B6-2. Civil Caseload Processed by Justice Courts in Nevada, Fiscal Year 2019.

Justice Court, Civil Caseload (2 of 4)				Real Property			Tort					Contract					Protection Orders									
				Unlawful Detainer	Unlawful Detainer Complaint	Other Real Property	Auto Negligence	Premises Liability	Other Negligence	Intentional Misconduct	Other Tort	Credit Card Collection	Payday Loan Collection	Debt Collection Agency	Other Debt Collection	Contract Buyer Plaintiff	Other Contract	Contested Liens	Petitions to Seal Records	Other Civil Matters	Small Claims	Request for DV Protection Order	Request for Non-DV Protection Order			
4th Judicial District	Elko County	Carlin Justice Court	New Filings (cases)	7	1	0	1	0	0	0	0	0	12	0	9	0	2	4	0	0	3	14	9	14		
			Reopened (cases)	0	0	0	0	0	0	0	0	0	0	0	0	0	0	0	0	0	0	0	0	0	0	
			Grand Total Dispositions	7	1	0	0	0	0	0	0	0	0	0	4	0	7	1	1	1	0	0	0	10	8	7
				Total Non-Trial Dispositions	7	1	0	0	0	0	0	0	0	4	0	7	1	1	1	0	0	0	10	8	7	
				Total Trial Dispositions	0	0	0	0	0	0	0	0	0	0	0	0	0	0	0	0	0	0	0	0	0	
			Eastline Justice Court	New Filings (cases)	32	0	0	0	0	0	0	0	0	6	0	8	5	0	0	0	0	1	0	14	15	24
		Reopened (cases)		0	0	0	0	0	0	0	0	0	0	0	0	0	0	0	0	0	0	0	0	0	0	
		Grand Total Dispositions ^b		29	0	0	0	0	0	0	0	0	0	12	0	16	4	0	1	0	0	0	0	50	15	24
				Total Non-Trial Dispositions	29	0	0	0	0	0	0	0	0	12	0	16	4	0	1	0	0	0	0	49	15	24
				Total Trial Dispositions	0	0	0	0	0	0	0	0	0	0	0	0	0	0	0	0	0	0	0	1	0	0
			Elko Justice Court	New Filings (cases)	179	18	1	1	0	0	0	0	0	164	0	299	213	10	11	0	0	28	197	224	177	
		Reopened (cases)		2	0	0	0	0	0	0	0	0	0	0	7	8	0	0	0	0	5	7	33	22		
	Grand Total Dispositions	177		6	1	2	0	0	0	0	0	0	163	0	285	183	2	7	0	0	100	226	257	202		
			Total Non-Trial Dispositions	168	6	1	2	0	0	0	0	0	163	0	284	181	2	7	0	0	100	218	257	202		
			Total Trial Dispositions	9	0	0	0	0	0	0	0	0	0	0	1	2	0	0	0	0	0	8	0	0		
		Wells Justice Court	New Filings (cases)	10	2	0	0	0	0	0	0	0	5	0	14	2	0	1	0	0	6	13	3	23		
Reopened (cases)	0		0	0	0	0	0	0	0	0	0	0	0	0	0	0	0	0	0	0	0	0	1			
Grand Total Dispositions	9		1	0	0	0	0	0	0	0	0	0	0	0	0	1	0	0	1	5	2	20				
		Total Non-Trial Dispositions	9	1	0	0	0	0	0	0	0	0	0	0	0	0	1	0	0	1	5	2	20			
		Total Trial Dispositions	0	0	0	0	0	0	0	0	0	0	0	0	0	0	0	0	0	0	0	0	0			
5th Judicial District	Esmeralda County	Esmeralda Justice Court	New Filings (cases)	0	0	0	0	0	0	0	0	0	0	0	0	0	0	0	0	0	0	0	1	1		
			Reopened (cases)	0	0	0	0	0	0	0	0	0	0	0	0	0	0	0	0	0	0	0	0	0		
			Grand Total Dispositions	0	0	0	0	0	0	0	0	0	0	0	0	0	0	0	0	0	0	0	0	2	3	
			Total Non-Trial Dispositions	0	0	0	0	0	0	0	0	0	0	0	0	0	0	0	0	0	0	0	2	3		
			Total Trial Dispositions	0	0	0	0	0	0	0	0	0	0	0	0	0	0	0	0	0	0	0	0	0		
		Nye County	Beatty Justice Court	New Filings (cases)	11	0	0	0	0	0	0	0	5	0	0	0	1	0	0	0	4	1	16	28		
	Reopened (cases)			0	0	0	0	0	0	0	0	0	0	0	0	0	0	0	0	0	0	0	0			
	Grand Total Dispositions			7	0	0	0	0	0	0	0	0	0	0	3	0	0	1	0	0	2	1	5	17		
			Total Non-Trial Dispositions	7	0	0	0	0	0	0	0	0	0	3	0	0	0	1	0	0	2	1	5	17		
			Total Trial Dispositions	0	0	0	0	0	0	0	0	0	0	0	0	0	0	0	0	0	0	0	0	0		
		Pahrump Justice Court	New Filings (cases)	151	25	0	0	0	0	0	2	244	0	9	18	10	0	0	0	2	58	180	177			
	Reopened (cases)		27	4	0	0	0	0	0	0	1	0	0	1	0	0	0	0	0	4	2	3				
Grand Total Dispositions	179		22	0	0	0	0	0	1	230	1	6	27	3	0	0	0	0	1	59	181	178				
		Total Non-Trial Dispositions	179	22	0	0	0	0	1	230	1	6	27	3	0	0	0	0	1	38	181	178				
		Total Trial Dispositions	0	0	0	0	0	0	0	0	0	0	0	0	0	0	0	0	0	21	0	0				
	Tonopah Justice Court	New Filings (cases)	23	0	0	0	0	0	0	0	9	0	4	5	2	2	0	0	1	9	13	9				
Reopened (cases)		0	0	0	0	0	0	0	0	0	0	0	0	0	0	0	0	0	0	0	0					
Grand Total Dispositions		23	2	0	0	0	0	0	0	13	0	4	3	1	1	0	0	1	7	14	9					
		Total Non-Trial Dispositions	23	2	0	0	0	0	0	13	0	4	3	1	1	0	0	1	6	14	9					
		Total Trial Dispositions	0	0	0	0	0	0	0	0	0	0	0	0	0	0	0	0	1	0	0					
6th Judicial District	Humboldt County	Union Justice Court	New Filings (cases)	49	3	0	0	0	0	0	84	0	65	12	8	5	0	0	10	211	63	126				
			Reopened (cases)	0	0	0	0	0	0	0	0	0	0	0	0	0	0	0	0	2	0	0				
			Grand Total Dispositions	46	2	0	0	0	0	0	67	0	68	5	4	2	0	0	7	198	64	122				
		Total Non-Trial Dispositions	42	2	0	0	0	0	0	67	0	68	5	4	2	0	0	7	189	64	122					
		Total Trial Dispositions	4	0	0	0	0	0	0	0	0	0	0	0	0	0	0	0	9	0	0					
7th Judicial District	Eureka County	Eureka Justice Court	New Filings (cases)	1	0	0	0	0	0	0	3	0	5	0	0	0	0	0	1	0	8	8				
			Reopened (cases)	0	0	0	0	0	0	0	0	0	0	0	0	0	0	0	0	0	0	0				
			Grand Total Dispositions	1	0	0	0	0	0	0	2	0	2	0	0	0	0	0	1	0	13	11				
		Total Non-Trial Dispositions	1	0	0	0	0	0	0	2	0	2	0	0	0	0	0	1	0	13	11					
		Total Trial Dispositions	0	0	0	0	0	0	0	0	0	0	0	0	0	0	0	0	0	0	0					

^b Includes administrative case closures.

Source: Uniform System for Judicial Records, Nevada AOC, Research and Statistics Unit.

Table B6-2. Civil Caseload Processed by Justice Courts in Nevada, Fiscal Year 2019.

Justice Court, Civil Caseload (3 of 4)				Real Property			Tort					Contract						Contested Liens	Petitions to Seal Records	Other Civil Matters	Small Claims	Protection Orders			
				Unlawful Detainer	Unlawful Detainer Complaint	Other Real Property	Auto Negligence	Premises Liability	Other Negligence	Intentional Misconduct	Other Tort	Credit Card Collection	Payday Loan Collection	Debt Collection Agency	Other Debt Collection	Contract Buyer Plaintiff	Other Contract					Request for DV Protection Order	Request for Non-DV Protection Order		
7th Judicial District Cont.	Lincoln County	Meadow Valley Justice Court	New Filings (cases)	8	0	0	0	0	0	0	0	0	6	0	17	0	0	0	0	0	4	4	11	8	
			Reopened (cases)	1	0	0	0	0	0	0	0	0	0	0	0	0	0	0	0	0	0	0	0	0	2
			Grand Total Dispositions	8	0	0	0	0	0	0	0	6	0	1	0	0	0	0	0	0	0	6	4	11	10
			Total Non-Trial Dispositions	7	0	0	0	0	0	0	0	6	0	1	0	0	0	0	0	0	0	6	4	11	10
			Total Trial Dispositions	1	0	0	0	0	0	0	0	0	0	0	0	0	0	0	0	0	0	0	0	0	0
			Pahranagat Valley Justice Court	New Filings (cases)	2	0	0	0	0	0	0	0	0	0	1	0	0	0	0	0	0	0	4	1	2
	Reopened (cases)	0	0	0	0	0	0	0	0	0	0	0	0	0	0	0	0	0	0	0	0	0	0	0	
	Grand Total Dispositions	0	0	0	0	0	0	0	0	1	0	0	0	0	0	0	0	0	0	0	0	0	0	0	
	Total Non-Trial Dispositions	0	0	0	0	0	0	0	0	1	0	0	0	0	0	0	0	0	0	0	0	0	0	0	
	Total Trial Dispositions	0	0	0	0	0	0	0	0	0	0	0	0	0	0	0	0	0	0	0	0	0	0	0	
	White Pine County	Ely Justice Court	New Filings (cases)	33	4	0	1	0	0	0	0	18	0	35	1	7	2	0	0	0	2	78	55	70	
			Reopened (cases)	1	0	0	0	0	0	0	0	7	0	29	3	2	0	0	0	0	2	29	4	0	
			Grand Total Dispositions	18	3	0	0	0	0	0	0	14	0	47	6	7	2	0	0	0	3	91	49	62	
			Total Non-Trial Dispositions	17	3	0	0	0	0	0	0	14	0	47	6	7	2	0	0	0	3	60	49	62	
			Total Trial Dispositions	1	0	0	0	0	0	0	0	0	0	0	0	0	0	0	0	0	0	31	0	0	
8th Judicial District			Clark County	Boulder Justice Court	New Filings (cases)	51	5	0	0	0	0	0	73	0	3	9	3	3	0	0	0	1	18	21	68
	Reopened (cases)	2			0	0	0	0	0	0	0	0	0	0	0	0	0	0	0	0	0	2	0	0	
	Grand Total Dispositions	50			6	1	1	0	1	0	0	96	0	4	18	1	6	0	0	1	20	21	69		
	Total Non-Trial Dispositions	41			3	1	1	0	1	0	0	96	0	4	18	1	6	0	0	1	9	21	69		
	Total Trial Dispositions	9			3	0	0	0	0	0	0	0	0	0	0	0	0	0	0	0	11	0	0		
	Bunkerville Justice Court	New Filings (cases)			1	0	0	0	0	0	0	0	3	0	0	1	0	0	0	0	0	0	0	2	1
		Reopened (cases)		0	0	0	0	0	0	0	0	0	0	0	0	0	0	0	0	0	0	0	0	0	
		Grand Total Dispositions		1	0	0	0	0	0	0	0	1	0	0	0	0	0	0	0	0	0	0	1	1	
		Total Non-Trial Dispositions		1	0	0	0	0	0	0	0	1	0	0	0	0	0	0	0	0	0	0	1	1	
		Total Trial Dispositions		0	0	0	0	0	0	0	0	0	0	0	0	0	0	0	0	0	0	0	0	0	
		Goodsprings Justice Court		New Filings (cases)	8	2	0	0	0	0	0	0	5	0	0	0	0	0	0	0	0	0	2	0	8
	Reopened (cases)			0	0	0	0	0	0	0	0	0	0	0	0	0	0	0	0	0	0	0	0	0	
	Grand Total Dispositions			4	2	0	0	0	0	0	0	0	0	0	0	0	0	0	0	0	0	2	0	4	
	Total Non-Trial Dispositions			2	2	0	0	0	0	0	0	0	0	0	0	0	0	0	0	0	0	1	0	4	
	Total Trial Dispositions			2	0	0	0	0	0	0	0	0	0	0	0	0	0	0	0	0	0	1	0	0	
	Henderson Justice Court			New Filings (cases)	2,792	80	12	12	1	0	0	1	2,174	896	451	583	58	295	0	0	35	268	0	515	
		Reopened (cases)		137	1	0	1	0	0	0	0	14	4	1	4	0	2	0	0	0	12	0	18		
		Grand Total Dispositions		2,830	70	9	17	0	2	1	1	1,786	662	411	454	11	118	0	0	45	202	0	482		
Total Non-Trial Dispositions		2,696	70	9	16	0	2	1	1	1,786	662	410	454	11	118	0	0	45	167	0	482				
Total Trial Dispositions		134	0	0	1	0	0	0	0	0	0	1	0	0	0	0	0	0	35	0	0				
Las Vegas Justice Court		New Filings (cases)	32,810	715	254	856	8	30	5	50	11,949	7,804	3,433	3,601	534	2,505	7	0	1,493	4,677	0	2,035			
	Reopened (cases)	6,055	50	9	27	0	0	0	1	140	66	70	56	14	84	0	0	88	206	0	300				
	Grand Total Dispositions	38,923	924	261	888	12	37	4	46	9,738	7,807	4,144	4,336	254	2,071	5	0	2,714	4,331	0	2,362				
	Total Non-Trial Dispositions	38,923	805	260	881	12	36	4	46	9,738	7,807	4,144	4,336	253	2,068	4	0	2,714	3,263	0	2,362				
	Total Trial Dispositions	0	119	1	7	0	1	0	0	0	0	0	0	1	3	1	0	0	1,068	0	0				
	Laughlin Justice Court	New Filings (cases)	53	3	0	0	0	0	0	0	51	0	0	0	1	87	0	0	0	9	24	11			
Reopened (cases)		1	0	0	0	0	0	0	0	1	0	0	0	0	1	0	0	0	0	0	0				
Grand Total Dispositions		45	3	0	0	0	0	0	0	44	0	0	3	1	61	0	0	0	6	23	11				
Total Non-Trial Dispositions		42	3	0	0	0	0	0	0	44	0	0	3	1	61	0	0	0	4	23	11				
Total Trial Dispositions		3	0	0	0	0	0	0	0	0	0	0	0	0	0	0	0	0	2	0	0				
Mesquite Justice Court		New Filings (cases)	42	2	0	0	0	0	0	0	61	0	22	13	1	39	0	0	3	19	38	31			
	Reopened (cases)	0	0	0	0	0	0	0	0	0	0	0	0	0	0	0	0	0	0	0	0				
	Grand Total Dispositions	41	2	0	0	0	0	0	0	53	1	25	11	0	41	0	0	3	18	36	30				
	Total Non-Trial Dispositions	41	2	0	0	0	0	0	0	52	1	25	11	0	41	0	0	3	14	36	30				
	Total Trial Dispositions	0	0	0	0	0	0	0	0	1	0	0	0	0	0	0	0	0	4	0	0				
	Moapa Justice Court	New Filings (cases)	4	1	0	0	0	0	0	0	0	0	1	1	0	3	0	0	0	1	2	6			
Reopened (cases)		0	0	0	0	0	0	0	0	0	0	1	0	0	0	0	0	0	0	0	0				
Grand Total Dispositions		4	1	0	0	0	0	0	0	0	0	0	1	0	4	0	0	0	1	4	6				
Total Non-Trial Dispositions		4	1	0	0	0	0	0	0	0	0	0	1	0	4	0	0	0	1	4	6				
Total Trial Dispositions		0	0	0	0	0	0	0	0	0	0	0	0	0	0	0	0	0	0	0	0				

Source: Uniform System for Judicial Records, Nevada AOC, Research and Statistics Unit.
Annual Report of the Nevada Judiciary Fiscal Year 2019 Appendix Tables

Table B6-2. Civil Caseload Processed by Justice Courts in Nevada, Fiscal Year 2019.

Justice Court, Civil Caseload (4 of 4)				Real Property			Tort					Contract					Contested Liens	Petitions to Seal Records	Other Civil Matters	Small Claims	Protection Orders			
				Unlawful Detainer	Unlawful Detainer Complaint	Other Real Property	Auto Negligence	Premises Liability	Other Negligence	Intentional Misconduct	Other Tort	Credit Card Collection	Payday Loan Collection	Debt Collection Agency	Other Debt Collection	Contract Buyer Plaintiff					Other Contract	Request for DV Protection Order	Request for Non-DV Protection Order	
8th Judicial District Cont.	Clark County Cont.	Moapa Valley Justice Court	New Filings (cases)	9	2	0	0	0	0	0	0	0	3	0	10	0	0	0	0	0	2	5	17	
		Reopened (cases)	0	1	0	0	0	0	0	0	0	0	0	0	0	1	0	0	0	0	0	0	0	0
		Grand Total Dispositions	8	1	0	0	0	0	0	0	0	0	0	0	0	15	0	0	0	0	0	1	5	19
		Total Non-Trial Dispositions	8	1	0	0	0	0	0	0	0	0	0	0	0	15	0	0	0	0	0	1	5	19
		Total Trial Dispositions	0	0	0	0	0	0	0	0	0	0	0	0	0	0	0	0	0	0	0	0	0	0
		North Las Vegas Justice Court	New Filings (cases)	3,931	83	35	13	1	0	1	0	1,722	823	12	680	61	148	2	0	18	153	0	0	244
	Reopened (cases)	163	0	0	1	0	0	0	0	0	0	0	0	0	0	0	0	0	1	0	0	0		
	Grand Total Dispositions	3,676	55	23	6	0	0	0	0	0	736	426	14	303	5	42	1	0	19	100	0	241		
	Total Non-Trial Dispositions	3,675	55	23	6	0	0	0	0	0	736	426	14	303	5	42	1	0	19	76	0	241		
	Total Trial Dispositions	1	0	0	0	0	0	0	0	0	0	0	0	0	0	0	0	0	0	24	0	0		
	Searchlight Justice Court	New Filings (cases)	14	0	0	0	0	0	0	0	2	0	0	0	0	1	0	0	0	0	0	0	5	
	Reopened (cases)	0	0	0	0	0	0	0	0	0	0	0	0	0	0	0	0	0	0	0	0	0		
Grand Total Dispositions	11	0	0	0	0	0	0	0	0	5	0	0	0	0	0	0	0	0	0	0	0	5		
Total Non-Trial Dispositions	11	0	0	0	0	0	0	0	0	5	0	0	0	0	0	0	0	0	0	0	0	5		
Total Trial Dispositions	0	0	0	0	0	0	0	0	0	0	0	0	0	0	0	0	0	0	0	0	0			
9th Judicial District	Douglas County	East Fork Justice Court	New Filings (cases)	50	5	0	0	0	0	0	139	0	465	13	9	3	0	0	24	95	111	53		
		Reopened (cases)	0	0	0	0	0	0	0	0	0	1	0	0	0	0	0	0	0	0	0	0		
		Grand Total Dispositions	47	3	0	0	0	0	0	1	116	0	497	17	2	4	0	0	18	87	104	47		
		Total Non-Trial Dispositions	42	2	0	0	0	0	0	1	116	0	496	16	2	4	0	0	18	71	104	47		
		Total Trial Dispositions	5	1	0	0	0	0	0	0	0	0	1	1	0	0	0	0	0	16	0	0		
		Tahoe Justice Court	New Filings (cases)	12	5	0	0	0	0	0	10	0	8	5	2	7	0	0	30	18	17	7		
	Reopened (cases)	0	0	0	0	0	0	0	0	0	0	1	0	0	0	0	0	1	0	1				
	Grand Total Dispositions	10	1	0	0	0	0	0	0	10	0	7	1	2	2	0	0	23	16	17	10			
	Total Non-Trial Dispositions	9	1	0	0	0	0	0	0	10	0	7	1	2	2	0	0	23	10	17	10			
	Total Trial Dispositions	1	0	0	0	0	0	0	0	0	0	0	0	0	0	0	0	0	6	0	0			
	10th Judicial District	Churchill County	New River Justice Court	New Filings (cases)	165	1	0	0	0	0	0	98	0	101	20	14	6	1	0	95	97	156	108	
			Reopened (cases)	2	0	0	0	0	0	0	0	0	0	0	0	0	0	0	1	1	0	0		
Grand Total Dispositions ^b			161	2	0	0	0	0	0	0	82	0	79	10	9	2	1	0	549	88	160	107		
Total Non-Trial Dispositions			161	2	0	0	0	0	0	0	82	0	79	10	9	2	1	0	549	88	160	107		
Total Trial Dispositions			0	0	0	0	0	0	0	0	0	0	0	0	0	0	0	0	0	0	0	0		
11th Judicial District	Lander County	Argenta Justice Court	New Filings (cases)	10	1	0	1	0	0	0	31	0	50	3	10	1	0	0	22	21	32	8		
		Reopened (cases)	0	0	0	0	0	0	0	0	0	0	1	0	0	0	0	0	0	0	2	3		
		Grand Total Dispositions	11	0	0	0	0	0	0	0	17	0	43	5	6	1	0	0	24	27	35	12		
		Total Non-Trial Dispositions	11	0	0	0	0	0	0	0	17	0	43	5	6	1	0	0	24	27	35	12		
		Total Trial Dispositions	0	0	0	0	0	0	0	0	0	0	0	0	0	0	0	0	0	0	0	0		
		Austin Justice Court	New Filings (cases)	0	0	0	0	0	0	0	1	0	0	1	0	0	0	0	1	0	2	1		
	Reopened (cases)	0	0	0	0	0	0	0	0	0	0	0	0	0	0	0	0	0	0	0				
	Grand Total Dispositions	0	0	0	0	0	0	0	0	1	0	0	0	0	0	0	0	1	0	1	0			
	Total Non-Trial Dispositions	0	0	0	0	0	0	0	0	1	0	0	0	0	0	0	0	0	1	0	1	0		
	Total Trial Dispositions	0	0	0	0	0	0	0	0	0	0	0	0	0	0	0	0	0	0	0	0			
	Mineral County	Hawthorne Justice Court	New Filings (cases)	34	0	0	0	0	0	0	13	0	5	3	3	0	0	0	2	26	50	22		
		Reopened (cases)	0	0	0	0	0	0	0	0	0	0	0	0	0	0	0	0	1	0	0			
Grand Total Dispositions		3	0	0	0	0	0	0	0	1	0	1	0	1	1	0	0	1	27	35	20			
Total Non-Trial Dispositions		3	0	0	0	0	0	0	0	1	0	1	0	1	1	0	0	1	27	35	20			
Total Trial Dispositions		0	0	0	0	0	0	0	0	0	0	0	0	0	0	0	0	0	0	0				
Pershing County		Lake Justice Court	New Filings (cases)	27	4	0	0	0	0	0	15	0	38	2	5	3	0	0	18	49	12	15		
	Reopened (cases)	0	0	0	0	0	0	0	0	0	0	0	0	0	0	0	0	0	0	0				
	Grand Total Dispositions	32	2	0	0	0	0	0	0	10	0	22	3	0	1	0	0	50	15	14				
	Total Non-Trial Dispositions	32	2	0	0	0	0	0	0	10	0	22	3	0	1	0	0	50	15	14				
Total Trial Dispositions	0	0	0	0	0	0	0	0	0	0	0	0	0	0	0	0	0	0	0					

^b Includes administrative case closures.

Source: Uniform System for Judicial Records, Nevada AOC, Research and Statistics Unit.

Table B7-1. Criminal Caseload Processed by Municipal Courts in Nevada, Fiscal Year 2019.

Municipal Court, Criminal Caseload, Aggregate (1 of 2)			Misdemeanor (Non-Traffic), Total	Traffic and Parking Totals	
Totals^a	Nevada Municipal Courts	New Filings (cases)	47,230	139,257	
		Reopened (cases)	4,992	8,373	
		Charges	58,954	190,234	
		Grand Total Dispositions	49,663	142,480	
		Total Non-Trial Dispositions	49,326	142,163	
		Total Trial Dispositions	337	317	
2nd Judicial District	Washoe County	Reno Municipal Court	New Filings (cases)	8,337	10,632
		Reopened (cases)	837	537	
		Charges	9,472	15,085	
		Grand Total Dispositions	8,346	11,098	
		Total Non-Trial Dispositions	8,296	11,051	
		Total Trial Dispositions	50	47	
	Sparks Municipal Court	New Filings (cases)	1,911	3,781	
		Reopened (cases) ^b	12	4	
		Charges	2,251	5,837	
		Grand Total Dispositions	2,442	4,435	
		Total Non-Trial Dispositions	2,436	4,418	
		Total Trial Dispositions	6	17	
3rd Judicial District	Lyon County	Fernley Municipal Court	New Filings (cases)	434	3,227
		Reopened (cases)	0	0	
		Charges	503	4,181	
		Grand Total Dispositions	409	3,025	
		Total Non-Trial Dispositions	405	3,023	
		Total Trial Dispositions	4	2	
	Yerington Municipal Court	New Filings (cases)	78	99	
		Reopened (cases) ^c	-	-	
		Charges	98	143	
		Grand Total Dispositions	60	87	
		Total Non-Trial Dispositions	60	87	
		Total Trial Dispositions	0	0	
4th Judicial District	Elko County	Carlin Municipal Court	New Filings (cases)	44	115
		Reopened (cases)	1	0	
		Charges	51	117	
		Grand Total Dispositions	41	118	
		Total Non-Trial Dispositions	40	116	
		Total Trial Dispositions	1	2	
		Elko Municipal Court	New Filings (cases)	264	274
			Reopened (cases)	110	10
			Charges	349	338
			Grand Total Dispositions	352	238
			Total Non-Trial Dispositions	343	237
			Total Trial Dispositions	9	1
	Wells Municipal Court	New Filings (cases)	8	39	
		Reopened (cases)	0	0	
		Charges	10	49	
		Grand Total Dispositions	7	39	
		Total Non-Trial Dispositions	7	38	
		Total Trial Dispositions	0	1	
	West Wendover Municipal Court	New Filings (cases)	109	499	
		Reopened (cases)	0	0	
		Charges	123	556	
		Grand Total Dispositions	109	464	
		Total Non-Trial Dispositions	107	461	
		Total Trial Dispositions	2	3	

^a Totals reflect aggregate information from the Nevada Municipal Courts. Information contained herein may reflect non-standard reporting and is noted by subsequent footnotes. Case types determined by the USJR charge hierarchy defined in the Nevada Courts Statistical Reporting Dictionary.

^b Reopen counts under-reported.

^c Reopen counts not reported.

Source: Uniform System for Judicial Records, Nevada AOC, Research and Statistics Unit.

Table B7-1. Criminal Caseload Processed by Municipal Courts in Nevada, Fiscal Year 2019.

Municipal Court, Criminal Caseload, Aggregate (2 of 2)			Misdemeanor (Non-Traffic), Total	Traffic and Parking Totals		
7th Judicial District	Lincoln County	Caliente Municipal Court	New Filings (cases)	1	0	
			Reopened (cases)	0	0	
			Charges	1	0	
			Grand Total Dispositions	1	0	
			Total Non-Trial Dispositions	1	0	
			Total Trial Dispositions	0	0	
	White Pine County	Ely Municipal Court	New Filings (cases)	179	322	
			Reopened (cases) ^b	0	1	
			Charges	212	447	
			Grand Total Dispositions	163	333	
		Total Non-Trial Dispositions	156	329		
		Total Trial Dispositions	7	4		
8th Judicial District	Clark County	Boulder Municipal Court	New Filings (cases)	379	3,715	
			Reopened (cases)	13	15	
			Charges	492	4,728	
			Grand Total Dispositions	356	3,126	
			Total Non-Trial Dispositions	346	3,126	
				Total Trial Dispositions	10	0
		Henderson Municipal Court	New Filings (cases)	6,158	30,439	
			Reopened (cases) ^d	3,959	7,671	
			Charges	7,957	39,494	
			Grand Total Dispositions	8,765	33,302	
		Total Non-Trial Dispositions	8,698	33,253		
			Total Trial Dispositions	67	49	
	Las Vegas Municipal Court	New Filings (cases)	23,098	60,328		
		Reopened (cases)	57	134		
		Charges	29,650	79,654		
		Grand Total Dispositions	22,376	59,580		
		Total Non-Trial Dispositions	22,240	59,458		
			Total Trial Dispositions	136	122	
	Mesquite Municipal Court	New Filings (cases)	656	1,488		
		Reopened (cases)	0	0		
	Charges	844	1,982			
	Grand Total Dispositions	597	1,460			
	Total Non-Trial Dispositions	592	1,458			
		Total Trial Dispositions	5	2		
North Las Vegas Municipal Court	New Filings (cases)	5,162	23,607			
	Reopened (cases)	0	0			
	Charges	6,498	36,594			
	Grand Total Dispositions	5,255	24,475			
	Total Non-Trial Dispositions	5,217	24,409			
		Total Trial Dispositions	38	66		
10th Judicial District	Churchill County	Fallon Municipal Court	New Filings (cases)	412	692	
			Reopened (cases)	3	1	
			Charges	443	1,029	
			Grand Total Dispositions	384	700	
			Total Non-Trial Dispositions	382	699	
		Total Trial Dispositions	2	1		

^b Reopen counts under-reported.

^d Reopen counts over-reported.

Source: Uniform System for Judicial Records, Nevada AOC, Research and Statistics Unit.

Table B7-2. Criminal Caseload Processed by Municipal Courts in Nevada, Fiscal Year 2019.

Municipal Court, Criminal Caseload, Misdemeanor (1 of 3)			Crimes Against Persons, Misdemeanor	Domestic Violence, Misdemeanor	Older/Vulnerable Persons Abuse, Misdemeanor	Protection Order Violation, Misdemeanor	Crimes Against Property, Misdemeanor	Drugs, Misdemeanor	Weapons, Misdemeanor	Public Order, Misdemeanor	Motor Vehicle - DUI, Misdemeanor	Motor Vehicle - Reckless, Misdemeanor	Other, Misdemeanor	Traffic, Misdemeanor	Parking	
Totals ^a	Nevada Municipal Courts	New Filings (cases)	3,595	7,401	0	362	6,643	4,367	183	5,569	4,788	643	13,679	137,340	1,917	
		Reopened (cases)	244	1,056	1	85	919	780	12	175	770	47	903	8,257	116	
		Charges	4,486	7,905	0	501	7,373	5,725	313	6,992	7,344	982	17,333	188,011	2,223	
		Grand Total Dispositions	3,633	8,405	2	448	7,175	5,183	173	5,441	5,062	634	13,507	140,248	2,232	
		Total Non-Trial Dispositions	3,575	8,311	2	448	7,157	5,178	173	5,410	5,014	610	13,448	139,943	2,220	
		Total Trial Dispositions	58	94	0	0	18	5	0	31	48	24	59	305	12	
2nd Judicial District	Washoe County	Reno Municipal Court	New Filings (cases)	559	407	0	47	2,741	366	17	2,080	853	141	1,126	10,619	13
		Reopened (cases)	69	103	0	7	190	38	4	88	252	17	69	537	0	
		Charges	615	422	0	81	2,962	456	21	2,254	922	212	1,527	15,051	34	
		Grand Total Dispositions	597	446	0	52	2,617	375	20	1,946	973	140	1,180	11,080	18	
		Total Non-Trial Dispositions	589	433	0	52	2,611	375	20	1,941	963	137	1,175	11,033	18	
		Total Trial Dispositions	8	13	0	0	6	0	0	5	10	3	5	47	0	
	Sparks Municipal Court	New Filings (cases)	102	350	0	19	608	152	9	146	249	28	248	3,554	227	
	Reopened (cases) ^b	1	1	0	0	4	1	0	0	3	1	1	3	1 ^b		
	Charges	109	386	0	27	666	199	17	180	268	38	361	5,503	334		
	Grand Total Dispositions	158	484	0	20	731	226	12	168	350	44	249	4,231	204		
	Total Non-Trial Dispositions	158	480	0	20	730	226	12	168	350	44	248	4,216	202		
	Total Trial Dispositions	0	4	0	0	1	0	0	0	0	0	1	15	2		
3rd Judicial District	Lyon County	Fernley Municipal Court	New Filings (cases)	61	57	0	2	158	16	2	18	51	4	65	3,204	23
		Reopened (cases)	0	0	0	0	0	0	0	0	0	0	0	0	0	
		Charges	68	59	0	2	183	22	4	21	54	7	83	4,152	29	
		Grand Total Dispositions	60	53	0	2	134	18	3	36	43	2	58	3,003	22	
		Total Non-Trial Dispositions	59	50	0	2	134	18	3	36	43	2	58	3,001	22	
	Total Trial Dispositions	1	3	0	0	0	0	0	0	0	0	0	2	0		
	Yerington Municipal Court	New Filings (cases)	0	12	0	0	0	5	0	25	7	0	29	99	0	
	Reopened (cases) ^c	-	-	-	-	-	-	-	-	-	-	-	-	-	-	
	Charges	0	14	0	0	0	10	0	27	17	0	30	143	0		
	Grand Total Dispositions	0	9	0	0	0	5	0	17	4	0	25	87	0		
Total Non-Trial Dispositions	0	9	0	0	0	5	0	17	4	0	25	87	0			
Total Trial Dispositions	0	0	0	0	0	0	0	0	0	0	0	0	0			

^a Totals reflect aggregate information from the Nevada Municipal Courts. Information contained herein may reflect non-standard reporting and is noted by subsequent footnotes. Case types determined by the USJR charge hierarchy defined in the Nevada Courts Statistical Reporting Dictionary.

^b Reopen counts under-reported.

^c Reopen counts not reported.

Source: Uniform System for Judicial Records, Nevada AOC, Research and Statistics Unit.

Table B7-2. Criminal Caseload Processed by Municipal Courts in Nevada, Fiscal Year 2019.

Municipal Court, Criminal Caseload, Misdemeanor (2 of 3)				Crimes Against Persons, Misdemeanor	Domestic Violence, Misdemeanor	Older/Vulnerable Persons Abuse, Misdemeanor	Protection Order Violation, Misdemeanor	Crimes Against Property, Misdemeanor	Drugs, Misdemeanor	Weapons, Misdemeanor	Public Order, Misdemeanor	Motor Vehicle - DUI, Misdemeanor	Motor Vehicle - Reckless, Misdemeanor	Other, Misdemeanor	Traffic, Misdemeanor	Parking		
4th Judicial District	Elko County	Carlin Municipal Court	New Filings (cases)	0	0	0	0	0	0	0	21	0	0	23	109	6		
			Reopened (cases)	0	0	0	0	0	0	0	0	1	0	0	0	0	0	
			Charges	0	0	0	0	0	0	0	0	0	23	0	0	28	111	6
			Grand Total Dispositions	1	0	0	0	0	0	0	0	0	16	0	0	24	112	6
			Total Non-Trial Dispositions	1	0	0	0	0	0	0	0	0	16	0	0	23	110	6
		Total Trial Dispositions	0	0	0	0	0	0	0	0	0	0	0	0	1	2	0	
		Elko Municipal Court	New Filings (cases)	1	0	0	0	38	0	1	73	59	1	91	264	10		
			Reopened (cases)	4	0	0	0	37	0	0	21	35	0	13	10	0		
			Charges	1	0	0	0	39	0	1	87	64	3	154	327	11		
			Grand Total Dispositions	4	0	0	0	71	1	0	103	84	3	86	231	7		
			Total Non-Trial Dispositions	4	0	0	0	71	1	0	103	79	2	83	230	7		
		Total Trial Dispositions	0	0	0	0	0	0	0	0	0	5	1	3	1	0		
		Wells Municipal Court	New Filings (cases)	0	0	0	0	3	0	0	3	0	1	1	39	0		
			Reopened (cases)	0	0	0	0	0	0	0	0	0	0	0	0	0		
			Charges	0	0	0	0	3	0	0	4	1	1	1	49	0		
			Grand Total Dispositions	0	0	0	0	1	0	0	2	0	2	2	39	0		
Total Non-Trial Dispositions	0		0	0	0	1	0	0	2	0	2	2	38	0				
Total Trial Dispositions	0	0	0	0	0	0	0	0	0	0	0	1	0					
West Wendover Municipal Court	New Filings (cases)	6	0	0	0	48	0	0	13	31	0	11	498	1				
	Reopened (cases)	0	0	0	0	0	0	0	0	0	0	0	0	0				
	Charges	7	0	0	0	51	0	0	17	31	3	14	555	1				
	Grand Total Dispositions	14	0	0	0	38	0	1	13	27	1	15	462	2				
	Total Non-Trial Dispositions	14	0	0	0	38	0	1	13	25	1	15	459	2				
Total Trial Dispositions	0	0	0	0	0	0	0	0	0	2	0	0	3	0				
7th Judicial District	Lincoln County	Caliente Municipal Court	New Filings (cases)	0	0	0	0	0	0	0	0	0	0	1	0	0		
			Reopened (cases)	0	0	0	0	0	0	0	0	0	0	0	0	0	0	
			Charges	0	0	0	0	0	0	0	0	0	0	0	1	0	0	
			Grand Total Dispositions	0	0	0	0	0	0	0	0	0	0	0	1	0	0	
			Total Non-Trial Dispositions	0	0	0	0	0	0	0	0	0	0	0	1	0	0	
	Total Trial Dispositions	0	0	0	0	0	0	0	0	0	0	0	0	0	0	0		
	White Pine County	Ely Municipal Court	New Filings (cases)	22	1	0	0	17	0	2	81	49	1	6	317	5		
			Reopened (cases) ^b	0	0	0	0	0	0	0	0	0	0	0	0	1 ^b	0 ^b	
			Charges	23	1	0	0	17	0	2	108	53	2	6	442	5		
			Grand Total Dispositions	16	5	0	1	21	0	0	67	50	0	3	326	7		
Total Non-Trial Dispositions			16	5	0	1	19	0	0	63	50	0	2	322	7			
Total Trial Dispositions	0	0	0	0	2	0	0	4	0	0	1	4	0					

^b Reopen counts under-reported.

Source: Uniform System for Judicial Records, Nevada AOC, Research and Statistics Unit.

Table B7-2. Criminal Caseload Processed by Municipal Courts in Nevada, Fiscal Year 2019.

Municipal Court, Criminal Caseload, Misdemeanor (3 of 3)			Crimes Against Persons, Misdemeanor	Domestic Violence, Misdemeanor	Older/Vulnerable Persons Abuse, Misdemeanor	Protection Order Violation, Misdemeanor	Crimes Against Property, Misdemeanor	Drugs, Misdemeanor	Weapons, Misdemeanor	Public Order, Misdemeanor	Motor Vehicle - DUI, Misdemeanor	Motor Vehicle - Reckless, Misdemeanor	Other, Misdemeanor	Traffic, Misdemeanor	Parking		
8th Judicial District	Clark County	Boulder Municipal Court	New Filings (cases)	33	36	0	5	42	37	2	21	65	43	95	3,669	46	
			Reopened (cases)	0	5	0	0	1	3	0	0	0	4	0	0	15	0
		Charges	38	41	0	5	51	64	3	28	77	46	139		4,670	58	
		Grand Total Dispositions	25	40	0	6	39	44	4	19	71	24	84		3,069	57	
		Total Non-Trial Dispositions	24	33	0	6	38	44	4	18	71	24	84		3,069	57	
		Total Trial Dispositions	1	7	0	0	1	0	0	1	0	0	0		0	0	
		Henderson Municipal Court	New Filings (cases)	344	1,048	0	90	915	979	17	160	540	23	2,042		29,695	744
			Reopened (cases) ^d	167	936	1	78	676	727	8	60	462	28	816		7,653 ^d	18 ^d
			Charges	367	1,142	0	118	1,002	1,219	38	188	659	29	3,195		38,689	805
			Grand Total Dispositions	476	1,880	2	163	1,298	1,407	20	164	897	29	2,429		32,637	665
			Total Non-Trial Dispositions	464	1,854	2	163	1,296	1,405	20	161	889	29	2,415		32,590	663
		Total Trial Dispositions	12	26	0	0	2	2	0	3	8	0	14		47	2	
		Las Vegas Municipal Court	New Filings (cases)	2,098	4,375	0	155	1,347	2,149	101	2,818	2,249	242	7,564		59,818	510
			Reopened (cases)	3	11	0	0	10	10	0	5	14	1	3		37	97
			Charges	2,863	4,655	0	166	1,539	2,965	194	3,895	4,524	462	8,387		79,138	516
			Grand Total Dispositions	1,903	4,326	0	169	1,461	2,450	79	2,804	1,950	243	6,991		59,064	516
			Total Non-Trial Dispositions	1,870	4,296	0	169	1,457	2,448	79	2,787	1,930	240	6,964		58,950	508
		Total Trial Dispositions	33	30	0	0	4	2	0	17	20	3	27		114	8	
	Mesquite Municipal Court	New Filings (cases)	46	86	0	2	222	69	1	97	77	5	51		1,466	22	
		Reopened (cases)	0	0	0	0	0	0	0	0	0	0	0		0	0	
Charges		52	95	0	2	274	121	1	141	88	8	62		1,960	22		
Grand Total Dispositions		40	77	0	1	207	61	1	74	82	3	51		1,437	23		
Total Non-Trial Dispositions	40	77	0	1	205	60	1	73	82	3	50		1,435	23			
Total Trial Dispositions	0	0	0	0	2	1	0	1	0	0	1		2	0			
North Las Vegas Municipal Court	New Filings (cases)	297	1,004	0	42	436	576	31	0	508	154	2,114		23,297	310		
	Reopened (cases)	0	0	0	0	0	0	0	0	0	0	0		0	0		
	Charges	316	1,064	0	100	510	643	32	0	533	168	3,132		36,194	400		
	Grand Total Dispositions	317	1,057	0	34	479	577	33	0	489	143	2,126		23,771	704		
	Total Non-Trial Dispositions	314	1,047	0	34	479	577	33	0	487	126	2,120		23,705	704		
Total Trial Dispositions	3	10	0	0	0	0	0	0	2	17	6		66	0			
10th Judicial District	Churchill County	Fallon Municipal Court	New Filings (cases)	26	25	0	0	68	18	0	13	50	0	212	692	0	
		Reopened (cases)	0	0	0	0	1	1	0	0	0	0	1		1	0	
		Charges	27	26	0	0	76	26	0	19	53	3	213		1,027	2	
		Grand Total Dispositions	22	28	0	0	78	19	0	12	42	0	183		699	1	
		Total Non-Trial Dispositions	22	27	0	0	78	19	0	12	41	0	183		698	1	
Total Trial Dispositions	0	1	0	0	0	0	0	0	1	0	0		1	0			

^d Reopen counts over-reported.

Source: Uniform System for Judicial Records, Nevada AOC, Research and Statistics Unit.

Table B8. Civil Caseload Processed by Municipal Courts in Nevada, Fiscal Year 2019.

Municipal Court, Civil Caseload, Aggregate (1 of 2)			Real Property	Tort	Contract	Contested Liens	Petitions to Seal Records	Other Civil Matters	Totals
Totals^a	Nevada Municipal Courts	New Filings (cases)	0	0	0	0	238	810	1,048
		Reopened (cases)	0	0	0	0	0	213	213
		Grand Total Dispositions	0	0	0	0	257	1,065	1,322
		Total Non-Trial Dispositions	0	0	0	0	257	1,065	1,322
		Total Trial Dispositions	0	0	0	0	0	0	0
2nd Judicial District	Washoe County	Reno Municipal Court	New Filings (cases)	0	0	0	0	119	119
		Reopened (cases)	0	0	0	0	0	0	0
		Grand Total Dispositions	0	0	0	0	0	115	115
		Total Non-Trial Dispositions	0	0	0	0	0	115	115
		Total Trial Dispositions	0	0	0	0	0	0	0
	Sparks Municipal Court	New Filings (cases)	0	0	0	0	0	31	31
		Reopened (cases)	0	0	0	0	0	0	0
		Grand Total Dispositions	0	0	0	0	0	26	26
		Total Non-Trial Dispositions	0	0	0	0	0	26	26
		Total Trial Dispositions	0	0	0	0	0	0	0
3rd Judicial District	Lyon County	Fernley Municipal Court	New Filings (cases)	0	0	0	0	0	0
		Reopened (cases)	0	0	0	0	0	0	0
		Grand Total Dispositions	0	0	0	0	0	0	0
		Total Non-Trial Dispositions	0	0	0	0	0	0	0
		Total Trial Dispositions	0	0	0	0	0	0	0
	Yerington Municipal Court	New Filings (cases)	0	0	0	0	0	0	0
		Reopened (cases)	0	0	0	0	0	0	0
		Grand Total Dispositions	0	0	0	0	0	0	0
		Total Non-Trial Dispositions	0	0	0	0	0	0	0
		Total Trial Dispositions	0	0	0	0	0	0	0
4th Judicial District	Elko County	Carlin Municipal Court	New Filings (cases)	0	0	0	0	0	0
		Reopened (cases)	0	0	0	0	0	0	0
		Grand Total Dispositions	0	0	0	0	0	0	0
		Total Non-Trial Dispositions	0	0	0	0	0	0	0
		Total Trial Dispositions	0	0	0	0	0	0	0
	Elko Municipal Court	New Filings (cases)	0	0	0	0	0	0	0
		Reopened (cases)	0	0	0	0	0	0	0
		Grand Total Dispositions	0	0	0	0	0	1	1
		Total Non-Trial Dispositions	0	0	0	0	0	1	1
		Total Trial Dispositions	0	0	0	0	0	0	0
	Wells Municipal Court	New Filings (cases)	0	0	0	0	0	0	0
		Reopened (cases)	0	0	0	0	0	0	0
		Grand Total Dispositions	0	0	0	0	0	0	0
		Total Non-Trial Dispositions	0	0	0	0	0	0	0
		Total Trial Dispositions	0	0	0	0	0	0	0
West Wendover Municipal Court	New Filings (cases)	0	0	0	0	0	0	0	
	Reopened (cases)	0	0	0	0	0	0	0	
	Grand Total Dispositions	0	0	0	0	0	0	0	
	Total Non-Trial Dispositions	0	0	0	0	0	0	0	
	Total Trial Dispositions	0	0	0	0	0	0	0	

^a Totals reflect aggregate information from the Nevada Municipal Courts. Information contained herein may reflect non-standard reporting and is noted by subsequent footnotes. Petitions to Seal Records are USJR Phase III-specific measures and reported in Other Civil Matters in the USJR Phase II statistics found in the Nevada Courts Statistical Reporting Dictionary. Source: Uniform System for Judicial Records, Nevada AOC, Research and Statistics Unit.

Table B8. Civil Caseload Processed by Municipal Courts in Nevada, Fiscal Year 2019.

Municipal Court, Civil Caseload, Aggregate (2 of 2)				Real Property	Tort	Contract	Contested Liens	Petitions to Seal Records	Other Civil Matters	Totals
7th Judicial District	Lincoln County	Caliente Municipal Court	New Filings (cases)	0	0	0	0	0	0	0
			Reopened (cases)	0	0	0	0	0	0	0
			Grand Total Dispositions	0	0	0	0	0	0	0
			Total Non-Trial Dispositions	0	0	0	0	0	0	0
			Total Trial Dispositions	0	0	0	0	0	0	0
	White Pine County	Ely Municipal Court	New Filings (cases)	0	0	0	0	0	0	0
			Reopened (cases)	0	0	0	0	0	0	0
			Grand Total Dispositions	0	0	0	0	0	0	0
			Total Non-Trial Dispositions	0	0	0	0	0	0	0
			Total Trial Dispositions	0	0	0	0	0	0	0
8th Judicial District	Clark County	Boulder Municipal Court	New Filings (cases)	0	0	0	0	0	6	6
			Reopened (cases)	0	0	0	0	0	0	0
			Grand Total Dispositions	0	0	0	0	0	0	0
			Total Non-Trial Dispositions	0	0	0	0	0	0	0
			Total Trial Dispositions	0	0	0	0	0	0	0
		Henderson Municipal Court	New Filings (cases)	0	0	0	0	108	13	121
			Reopened (cases)	0	0	0	0	0	0	0
			Grand Total Dispositions	0	0	0	0	130	13	143
			Total Non-Trial Dispositions	0	0	0	0	130	13	143
			Total Trial Dispositions	0	0	0	0	0	0	0
		Las Vegas Municipal Court	New Filings (cases)	0	0	0	0	0	634	634
			Reopened (cases)	0	0	0	0	0	213	213
			Grand Total Dispositions	0	0	0	0	0	905	905
			Total Non-Trial Dispositions	0	0	0	0	0	905	905
			Total Trial Dispositions	0	0	0	0	0	0	0
	Mesquite Municipal Court	New Filings (cases)	0	0	0	0	0	7	7	
		Reopened (cases)	0	0	0	0	0	0	0	
		Grand Total Dispositions	0	0	0	0	0	5	5	
		Total Non-Trial Dispositions	0	0	0	0	0	5	5	
		Total Trial Dispositions	0	0	0	0	0	0	0	
North Las Vegas Municipal Court	New Filings (cases)	0	0	0	0	130	0	130		
	Reopened (cases)	0	0	0	0	0	0	0		
	Grand Total Dispositions	0	0	0	0	127	0	127		
	Total Non-Trial Dispositions	0	0	0	0	127	0	127		
	Total Trial Dispositions	0	0	0	0	0	0	0		
10th Judicial District	Churchill County	Fallon Municipal Court	New Filings (cases)	0	0	0	0	0	0	
			Reopened (cases)	0	0	0	0	0	0	
			Grand Total Dispositions	0	0	0	0	0	0	
			Total Non-Trial Dispositions	0	0	0	0	0	0	
			Total Trial Dispositions	0	0	0	0	0	0	

Source: Uniform System for Judicial Records, Nevada AOC, Research and Statistics Unit.

Table B9. Juvenile Traffic Caseload Processed by Courts in Nevada, Fiscal Year 2019.

Juvenile Traffic			New Filings (cases)	Reopened	Charges	Grand Total Dispositions	Total Non-Trial Dispositions	Total Bench Trial Dispositions
Totals ^a	Nevada Trial Courts		4,877	27	6,597	4,857	4,836	21
	District Court Total		2,339	10	3,179	2,327	2,306	21
	Justice Court Total		2,010	0	2,774	1,953	1,953	0
	Municipal Court Total		528	17	644	577	577	0
1st Judicial District	Carson City	Carson City District Court	215	1	302	92	92	0
	Storey County	Storey County District Court	0	0	0	1	1	0
2nd Judicial District	Washoe County	Washoe County District Court	1,202	0	1,712	1,259	1,248	11
3rd Judicial District	Lyon County	Lyon County District Court	201	5	312	205	205	0
4th Judicial District	Elko County	Elko County District Court	269	1	279	284	284	0
5th Judicial District	Esmeralda County	Esmeralda County District Court	4	0	4	0	0	0
	Nye County	Nye County District Court	88	1	102	53	50	3
6th Judicial District	Humboldt County	Humboldt County District Court	110	1	129	142 ^b	136	6
7th Judicial District	Eureka County	Eureka County District Court ^c	-	-	-	-	-	-
		Eureka Justice Court	1	0	1	1	1	0
	Lincoln County	Lincoln County District Court ^c	-	-	-	-	-	-
		Meadow Valley Justice Court	9	0	9	9	9	0
		Pahranaagat Valley Justice Court	10	0	15	2	2	0
	White Pine County	White Pine County District Court ^c	-	-	-	-	-	-
Ely Justice Court		26	0	30	24	24	0	
8th Judicial District	Clark County	Clark County District Court ^c	-	-	-	-	-	-
		Boulder Justice Court	2	0	3	4	4	0
		Bunkerville Justice Court	6	0	6	7	7	0
		Goodsprings Justice Court	30	0	39	35	35	0
		Henderson Justice Court	76	0	93	100	100	0
		Las Vegas Justice Court	1,746	- ^d	2,449	1,675	1,675	0
		Laughlin Justice Court	34	0	45	34	34	0
		Moapa Justice Court	17	0	22	17	17	0
		Moapa Valley Justice Court	42	0	49	36	36	0
		North Las Vegas Justice Court	7	0	9	5	5	0
		Searchlight Justice Court	4	0	4	4	4	0
		Boulder Municipal Court	22	0	27	25	25	0
		Henderson Municipal Court	466	17	558	512	512	0
Mesquite Municipal Court	40	0	59	40	40	0		
9th Judicial District	Douglas County	Douglas County District Court	148	- ^d	205	120	120	0
10th Judicial District	Churchill County	Churchill County District Court	35	0	46	111 ^b	111	0
11th Judicial District	Lander County	Lander County District Court	27	1	33	26	26	0
	Mineral County	Mineral County District Court	17	0	27	4	4	0
	Pershing County	Pershing County District Court	23	0	28	30	29	1

^a Totals reflect aggregate information from the Nevada Trial Courts. Information contained herein may reflect non-standard reporting and is noted by subsequent footnotes.

^b Includes administrative case closures.

^c Juvenile traffic violations handled and reported by Justice Courts.

^d Reopened cases not reported.

Source: Uniform System for Judicial Records, Nevada AOC, Research and Statistics Unit.

Table C1. Summary of Specialty Court Program Distributions with General Fund Appropriation, Fiscal Year 2019.

Jurisdiction	Court Type	Fiscal Year 2019 Expended	Fiscal Year 2019 Returned ^a	Fiscal Year 2019 Approved
Western Region				
Western Region	DUI Diversion	\$17,732	\$968	\$18,700
	Medicated Assisted	\$63,137	\$0	\$63,137
Carson City Justice	Mental Health	\$33,445	\$5	\$33,450
	Misdemeanor Treatment	\$23,965	\$0	\$23,965
East Fork Justice	Alcohol and Drug	\$12,073	\$0	\$12,073
Western Region Total		\$150,352	\$973	\$151,325
Washoe Region				
Second Judicial District	Medicated Assisted	\$180,345	\$0	\$180,345
	Youthful Offender	\$50,600	\$391	\$50,991
	Re-entry Court	\$8,992	\$8	\$9,000
Reno Justice	DUI Court	\$19,321	\$3,179	\$22,500
	Community Court	\$82,689	\$28,325	\$111,014
Sparks Justice	Alcohol and Drug	\$29,143	\$5,907	\$35,050
Reno Municipal	HISS Mental Health	\$21,500	\$9,500	\$31,000
Sparks Municipal	Alcohol and Drug	\$60,051	\$10,049	\$70,100
Washoe Region Total		\$452,641	\$57,359	\$510,000
Eastern Region				
Fourth Judicial District	Adult Drug	\$20,000	\$0	\$20,000
	Family Preservation	\$23,616	\$0	\$23,616
	Juvenile Drug	\$20,000	\$0	\$20,000
Seventh Judicial District	Adult Drug	\$19,366	\$0	\$19,366
	Eastern Region Total		\$82,982	\$0
Fifth Judicial Region				
Nye County–Tonopah	Adult Drug	\$23,965	\$0	\$23,965
	Fifth Judicial Region Total		\$23,965	\$0
Central Region				
Humboldt County	Adult Drug	\$71,899	\$0	\$71,899
	Family Drug	\$47,924	\$6	\$47,930
	Juvenile Drug	\$71,533	\$366	\$71,899
Central Region Total		\$191,356	\$372	\$191,728
Clark Region				
Eighth Judicial District	Adult Drug (3 Programs)	\$652,082	\$356	\$652,438
	Mental Health	\$844,790	\$4,748	\$849,538
	Veterans Treatment	\$46,923	\$2,255	\$49,178
Las Vegas Justice	Adult Drug	\$150,000	\$0	\$150,000
	Veterans Treatment	\$37,584	\$12,416	\$50,000
Laughlin Justice	Adult Drug	\$66,490	\$5,598	\$72,088
North Las Vegas Justice	Community Court	\$34,984	\$4,579	\$39,563
Boulder City Municipal	Adult Drug	\$30,000	\$0	\$30,000
Henderson Municipal	Veterans Treatment	\$50,675	\$0	\$50,675
Las Vegas Municipal	Drug Court	\$15,000	\$0	\$15,000
	Veterans Treatment	\$15,000	\$0	\$15,000
	Habitual Offender Court	\$15,000	\$0	\$15,000
	Women in Need	\$15,000	\$0	\$15,000
	Mental Health	\$15,000	\$0	\$15,000
Mesquite Municipal	Habitual Offender	\$21,520	\$0	\$21,520
	Clark Region Total		\$2,010,048	\$29,952
Grand Total Specialty Court GF Distributions		\$2,911,344	\$88,656	\$3,000,000

Additional Reversion of Supplemental Fee Funded Programs

\$26,805

Total Reversion

\$115,461

^a Returned monies were reverted back to the State General Fund.

Source: Nevada Administrative Office of the Courts, Specialty Courts Program.

Table C2. Summary of Specialty Court Program Distributions with Administrative Assessment Revenue, Fiscal Year 2019.

Jurisdiction	Court Type	Fiscal Year 2018 Carry Forward ^a	Fiscal Year 2019 Distributed	Fiscal Year 2019 Approved
Western Region				
Western Region	Adult Drug (5 Programs)	\$0	\$422,245	\$422,564
First Judicial District	Juvenile Drug	\$474	\$10,005	\$10,479
Carson City/Douglas	Felony DUI	\$3,645	\$24,298	\$27,943
Carson City Justice	Mental Health	\$7,764	\$50,439	\$58,203
Western Region Total		\$11,882	\$506,987	\$519,189
Washoe Region				
Second Judicial District	Adult Drug (2 Programs)	\$0	\$670,657	\$670,657
	Family Drug	\$0	\$69,346	\$69,346
	Felony DUI	\$0	\$79,783	\$79,783
	Mental Health	\$0	\$17,391	\$17,391
	Veterans Treatment	\$0	\$81,975	\$81,975
Reno Justice	Drug and Alcohol	\$8,903	\$116,452	\$125,355
Reno Municipal	Drug and Alcohol (2 Programs)	\$0	\$79,386	\$79,386
Sparks Municipal	Drug and Alcohol	\$1,605	\$20,137	\$21,742
Washoe Region Total		\$10,508	\$1,135,127	\$1,145,635
Eastern Region				
Fourth Judicial District	Adult Drug	\$952	\$111,725	\$112,677
	Juvenile Drug	\$232	\$51,277	\$51,509
Seventh Judicial District	Adult Drug (2 Programs)	\$0	\$66,516	\$66,516
Eastern Region Total		\$1,183	\$229,519	\$230,702
Fifth Judicial Region				
Nye County–Pahrump	Adult Drug	\$4,509	\$96,027	\$100,536
Fifth Judicial Region Total		\$4,509	\$96,027	\$100,536
Central Region				
Humboldt County	Adult Drug	\$0	\$49,419	\$49,419
	Mental Health	\$0	\$35,000	\$35,000
Pershing County	Adult Drug	\$2,354	\$42,771	\$45,124
Central Region Total		\$2,354	\$127,190	\$129,543
Clark Region				
Eighth Judicial District	Adult Drug (3 Programs)	\$168,199	\$1,235,165	\$1,403,364
	Family/Child Support Drug (2 Programs)	\$23,014	\$572,356	\$593,638
	Felony DUI	\$27,765	\$150,740	\$178,505
	Juvenile Drug	\$59,035	\$178,760	\$237,795
	Mental Health	\$27,927	\$434,726	\$462,652
	The Open Program	\$0	\$69,023	\$69,023
Las Vegas Justice	Adult Drug	\$0	\$220,803	\$220,803
	DUI Court (2 Programs)	\$0	\$58,054	\$58,054
	Community Court	\$0	\$107,346	\$107,346
Las Vegas Municipal	Adult Drug	\$0	\$52,142	\$52,142
	DUI Court	\$0	\$70,395	\$70,395
	Women In Need	\$0	\$109,123	\$109,123
	HOPE Court	\$0	\$36,954	\$36,954
Henderson Municipal	ABC Court	\$265	\$27,109	\$27,374
Clark Region Total		\$306,205	\$3,322,695	\$3,627,168
Grand Total Specialty Court AA Distributions		\$336,641	\$5,417,544	\$5,752,773

^a Carry forward is used to fund first-quarter distributions of the following fiscal year.

Source: Nevada Administrative Office of the Courts, Specialty Courts Program.

Table C3. Summary of Specialty Court Statistics, Fiscal Year 2019.

Administrative Assessment (AA) Revenue Funded Programs

Jurisdiction	New Admissions ^a	Graduates	Terminations ^b	Active Cases At Year End	Drug Free Babies
Western Region					
Western Region (5 programs)	223	85	39	429	0
First Judicial District	14	4	4	12	0
Carson City Justice (2 programs)	59	16	29	76	1
Western Region Total	296	105	72	517	1
Washoe Region					
Second Judicial District (5 programs) ^c	481	285	216	617	4
Reno Justice	56	20	48	125	0
Reno Municipal (2 programs)	87	63	61	98	4
Sparks Municipal	6	8	9	12	0
Washoe Region Total	630	376	334	852	8
Eastern Region					
Elko County (2 programs)	31	13	16	22	0
White Pine County ^d	15	11	6	19	0
Eastern Region Total	46	24	22	41	0
Fifth Judicial Region					
Nye County (Pahrump)	74	49	27	53	3
Fifth Judicial Region Total	74	49	27	53	3
Central Region					
Humboldt County ^c	7	7	2	11	1
Pershing County	9	1	4	9	0
Central Region Total	16	8	6	20	1
Clark Region					
Eighth Judicial District (8 programs)	791	341	374	892	12
Las Vegas Justice (2 programs)	164	78	82	147	0
Henderson Municipal	26	8	19	27	0
Las Vegas Municipal (4 programs)	90	32	66	78	1
Clark Region Total	1,071	459	541	1,144	13
All AA Specialty Courts	2,133	1,021	1,002	2,627	26

General Fund Appropriated Programs

Western Region					
Western Region (3 programs)	52	16	10	100	0
Carson City Justice	48	22	27	37	1
East Fork Justice	14	5	11	12	0
Western Region Total	114	43	48	149	1
Washoe Region					
Second Judicial District (2 programs) ^c	34	29	8	39	0
Reno Justice (2 programs)	74	38	26	119	1
Sparks Justice	27	17	9	21	0
Reno Municipal	3	3	4	4	0
Sparks Municipal	16	25	6	26	0
Washoe Region Total	154	112	53	209	1
Eastern Region					
Elko County (3 programs)	21	11	17	21	0
Eastern Region Total	21	11	17	21	0
Fifth Judicial Region					
Nye County (Tonopah)	13	8	6	11	0
Fifth Judicial Region Total	13	8	6	11	0
Central Region					
Humboldt County (4 programs) ^c	49	29	22	39	1
Central Region Total	49	29	22	39	1
Clark Region					
Eighth Judicial District (6 programs)	115	74	104	193	7
Las Vegas Justice (3 programs)	494	323	120	195	0
Laughlin Justice	7	1	8	17	0
North Las Vegas Justice	6	2	12	15	0
Boulder City Municipal	10	3	2	19	0
Henderson Municipal	24	20	7	25	1
Las Vegas Municipal (5 programs)	70	18	60	47	0
Mesquite Municipal	10	4	4	11	2
Clark Region Total	736	445	317	522	10
All General Fund Specialty Courts	1,087	648	463	951	13

Other Programs

Other Programs (5 programs)^f	131	58	8	96	0
--	------------	-----------	----------	-----------	----------

All Programs

Grand Total	3,351	1,727	1,473	3,674	39
--------------------	--------------	--------------	--------------	--------------	-----------

^a Includes new admissions and voluntary admissions.^b Includes terminations, transfers, and deceased participants.^c Totals do not include programs that were not funded by administrative assessments or General Fund monies.^d Includes the participants from a General Fund Program.^f Includes Felony DUI Court and Mental Health Court in Humboldt County, and the Prison Re-Entry Drug Court in the Second Judicial District.

Source: Nevada Administrative Office of the Courts, Specialty Courts Program.

Criminal Caseload Glossary

When to Count Filings: Cases are counted by defendants in District Court when the court receives notification of a bind over from a lower court or receives the formal charging document from the District Attorney's Office. Felony and gross misdemeanor filings in Justice Court are counted by defendants when the court receives the formal charging document, generally a complaint or citation. Misdemeanor and traffic filings in Justice and Municipal Courts are counted by defendants when the court receives the citation or complaint. Cases with multiple charges that span different categories and types are classified by hierarchies that are defined in the *Nevada Courts Statistical Reporting Dictionary*, and can be found at <http://nvcourts.gov/>.

Criminal Case Categories: A broad classification category for trial court caseload that includes cases involving the alleged violation of a state law, local ordinance, or federal regulation (traffic only).

[Listed in hierarchal order, felony = highest]

- **Felony** – Cases heard at District Court, with preliminary hearings at Justice Court, for defendants charged with a violation of state law that is punishable by death or imprisonment in the state prison.
- **Gross Misdemeanor** – Cases heard at District Court, with preliminary hearings at Justice Court, for defendants charged with a violation of state law that involves an offense that does not fit within the definitions of felony, misdemeanor, or traffic cases. Gross misdemeanor offenses are punishable by fine or incarceration or both for no more than \$2,000 or 1 year, respectively (unless the statute in force at the time of commission of such an offense prescribed a different penalty).
- **Misdemeanor (Non-Traffic)** – Cases heard at Justice and Municipal Courts for defendants charged with the violation of state law or local ordinance that involves an offense punishable by fine or incarceration or both for no more than \$1,000 or 6 months, respectively (unless the statute in force at the time of commission of such an offense prescribed a different penalty).
- **Traffic Misdemeanor** – Cases heard at Justice and Municipal Courts for moving and non-moving violations of traffic law or ordinance that do not pertain to parking of a motor vehicle.
- **Parking Violations** – Cases heard at Justice and Municipal Courts for parking of a motor vehicle in violation of a traffic law or ordinance.
- **Appeal from Limited Jurisdiction Court** – Cases heard at District Court in which the court reviews the judgment of a Justice or Municipal Court for a criminal case.

Criminal Case Types: The following case types can be felony, gross misdemeanor, or misdemeanor (non-traffic) criminal case categories, unless otherwise noted. *[Listed in hierarchal order, Crimes Against Persons = highest]*

- **Crimes Against Persons** – A case type in which a defendant is charged with a crime against person(s). Examples include assault with a deadly weapon, rape, kidnapping, murder, manslaughter, and robbery.
- **Domestic Violence** – A case type involving allegations of violence, coercion, or intimidation by a family or household member against another family or household member.
- **Elder Abuse** – A case type involving allegations of abusing, neglecting, exploiting, or isolating older persons.
- **Child Abuse and Neglect** – A case type in which a person is charged with willfully exposing, causing, or permitting a child who is less than 18 years of age to suffer unjustifiable physical pain or mental suffering as a result of abuse or neglect. This case type is only reported in felony or gross misdemeanor case categories.
- **Protection Order Violation** – A case type alleging violation of a court order that was issued to help protect an individual from stalking and harassment or to protect minors from harm.
- **Crimes Against Property** – A case type in which a defendant is charged with a crime against property. Examples include grand larceny, burglary, auto theft, arson, forgery, fraud, embezzlement, vandalism, and bad checks.
- **Drugs** – A case type involving illegal possession, sale, use, manufacture, trafficking, or furnishing of drugs.
- **Weapons** – A case type involving violations of regulations or statutes controlling the carrying, using, possessing, furnishing, and manufacturing of deadly weapons or silencers.
- **Public Order** – A case type involving violations of liquor laws, drunkenness, gambling, and prostitution. Some jurisdictions refer to these as “public nuisance” or “quality of life” offenses, or “crimes against society.”
- **Motor Vehicle - DUI** – A case type that involves a charge of driving under the influence of either alcohol or drugs (DUI), or driving while impaired. This case type is only reported in felony or misdemeanor case categories.
- **Motor Vehicle - Reckless Driving** – A case type that involves a charge of driving a motor vehicle in such a way as to willfully or wantonly endanger the safety of others or with disregard for the consequences. This case type is only reported in felony or misdemeanor case categories.
- **Motor Vehicle - Other** – A case type including cases of unknown specificity or cases not attributable to one of the other previously defined motor vehicle case types. This case type is only reported in felony or gross misdemeanor case categories.
- **Other** – A case type including cases of unknown specificity or cases not attributable to one of the other previously defined case categories. Other can be classified as “Other Felony,” “Other Gross Misdemeanor,” and “Other Non-Traffic Misdemeanor.”

Criminal Caseload Glossary

Pending Cases: Cases requiring disposition or cases that have requests to modify or require enforcement of existing judgments.

- **Active Cases:** Pending cases that have not been classified as inactive.
- **Inactive Cases:** Pending cases administratively classified as inactive due to issues that require resolution (outside the courts' purview) before the adjudication process can be resumed. Examples include court-issued stays, warrants, and diversion.

Reopened Cases: Cases where judgments have been previously entered but have been restored to the pending caseload due to the filing of a request to modify or enforce existing judgments. Cases remanded with correction from appeals are included.

When to Count Dispositions: A criminal case is considered disposed when adjudication for that case occurs. For statistical purposes, adjudication is defined as date of sentencing, date of adjudication, or date charges are disposed, whichever occurs last. Cases with multiple charges that require multiple types of disposition are only counted as one type and are classified by hierarchies that are defined in the *Nevada Courts Statistical Reporting Dictionary*, and can be found at <http://nvcourts.gov/>.

Non-Trial Dispositions (District Court): A subtype of case dispositions where the case is resolved without a bench or jury trial.

This subtype includes:

- Other Manner of Disposition
- Nolle Prosequi (before trial)
- Transferred (before/during trial)
- Dismissed (before trial)
- Guilty Plea with Sentence (before trial)
- Dismissed (after diversion)

Bench Trial Dispositions (District Court): A subtype of case dispositions where the case is resolved with a judicial officer determining both the issues of fact and law in a criminal case. This subtype includes:

- Dismissed (during trial)
- Acquittal
- Guilty Plea with Sentence (during trial)
- Conviction

Jury Trial Dispositions (District Court): A subtype of case dispositions where the case is resolved with an empaneled jury determining the issues of fact and returning a verdict in a criminal case. This subtype includes:

- Dismissed (during trial)
- Acquittal
- Guilty Plea with Sentence (during trial)
- Conviction

Non-Trial Dispositions (Justice and Municipal Courts): A subtype of case dispositions where the case is resolved without a bench or jury trial. This subtype includes:

- Other Manner of Disposition
- Bail Forfeiture
- Nolle Prosequi (before trial)
- Transferred (before/during trial)
- Dismissed (before trial)
- Guilty Plea with Sentence (before preliminary hearing)
- Dismissed (after diversion)
- Waiver of Preliminary Hearing
- Dismissed (during preliminary hearing)
- Guilty Plea with Sentence (during preliminary hearing)
- Bindover

Trial Dispositions (Justice and Municipal Courts): A subtype of case dispositions where the case is resolved with a judicial officer or an empaneled jury determining both the issues of fact and law in a criminal case. This manner of disposition is not used for felony and gross misdemeanor cases in Justice Courts. Municipal Courts do not hear felony or gross misdemeanor cases. This subtype includes:

- Dismissed (during trial)
- Acquittal
- Guilty Plea with Sentence (during trial)
- Conviction

Civil Caseload Glossary

When to Count Filings: Cases are counted when a petition or complaint is filed with the court or the court receives a motion.

Civil Case Types: A broad classification category for caseload statistics that includes cases requesting the enforcement or protection of a right and/or the redress or prevention of a wrong, within the jurisdictional limits of the court.

District Court Case Types:

- **Real Property** – Cases that deal with ownership or rights in real property excluding construction defect or negligence; includes unlawful detainer and other landlord/tenant disputes; judicial foreclosure and other title to property issues; condemnation and eminent domain issues; and other real property cases that do not fit in one of the other mentioned subtypes.
- **Torts** – Cases that deal with an injury or wrong committed either against a person or person's property by a party who either did or did not do something they were or were not supposed to do; includes negligence issues for autos, premises, and other negligence issues that do not fit in one of the other mentioned subtypes; includes malpractice issues concerning medical and dental, legal, accounting, and other malpractice issues that do not fit in one of the other mentioned subtypes; and includes product liability, intentional misconduct, employment, insurance, and other tort case issues that do not fit in one of the other mentioned subtypes.
- **Probate** – Cases that deal with the probate of a will, trust, or estate of a deceased person; includes summary administration, general administration, special administration, set aside, probate trust, and other probate cases that do not fit in one of the other mentioned subtypes.
- **Construction Defect** – Cases that deal with defects in construction; includes matters that involve NRS Chapter 40 and other construction defect issues.
- **Contract** – Cases that deal with an alleged failure to perform any promise that forms the whole or part of a contract; includes uniform commercial code, building and construction, insurance carrier, commercial instrument, collection of accounts, employment, and other contract matters that do not fit in one of the other mentioned subtypes.
- **Judicial Review/Appeal** – Cases that deal with the judicial review of decisions by administrative agencies, lower courts, and other matters; includes review of foreclosure mediation, petition to seal records, mental competency, and administrative agency appeals concerning the department of motor vehicles, worker's compensation, and other Nevada state agencies, as well as appeals from lower courts and other judicial review/appeal matters that do not fit in one of the other mentioned subtypes.
- **Civil Writs** – Cases that deal with any order requiring performance or adherence of performance of an act not associated with an existing case and whereby no other legal remedy exists; includes writs of habeas corpus, mandamus, quo warranto, prohibition, and other civil writs that do not fit in one of the other mentioned subtypes.
- **Other Civil** – Cases that deal with compromise of minor's claim, foreign judgment, and all other civil matters that do not fit in one of the above case types.

Justice and Municipal Court Case Types:

- **Real Property** – Cases that deal with ownership or rights in real property excluding construction defect or negligence; includes summary eviction, unlawful detainer, and other real property cases that do not fit in one of the other mentioned subtypes.
- **Torts** – Cases that deal with an injury or wrong committed either against a person or person's property by a party who either did or did not do something they were or were not supposed to do; includes negligence issues for autos, premises, and other negligence issues that do not fit in one of the other mentioned subtypes; and includes intentional misconduct and other tort case issues that do not fit in one of the other mentioned subtypes.
- **Contract** – Cases that deal with an alleged failure to perform any promise that forms the whole or part of a contract; includes seller plaintiff issues concerning collection of credit card debt and payday loan debt, debt collection agency matters, or other debt collection matters that do not fit in one of the other mentioned subtypes; and includes contract buyer plaintiff and other contract matters that do not fit in one of the other mentioned subtypes.
- **Contested Liens** – Cases that deal with the validity of liens, or requests the enforcement of liens.
- **Petition to Seal Records** – Cases requesting the court to seal records of a previous court case or other matters under the court's jurisdiction (criminal, civil, or administrative matters).
- **Other Civil** – Cases that deal with all other civil matters that do not fit in one of the above case types.
- **Small Claims** – Cases that deal with recovery of money only, where the amount does not exceed the jurisdictional limit (currently \$10,000), and the defendant named is currently a resident, does business in, or is employed in the township where the court is located. Small claims are heard in Justice Court only.
- **Request for Domestic Violence Protection Order** – Cases that deal with requests for temporary order for protection against domestic violence. Request for domestic violence protection order are reported by Justice Court only.
- **Request for Protection Order (Non-Domestic Violence)** – Cases that deal with requests for temporary order for protection against harassment in the workplace, sexual assault, stalking, or threat to life, not related to domestic violence. Request for protection order (non-domestic violence) are reported by Justice Court only.

Civil Caseload Glossary

Pending Cases: Cases requiring disposition or cases that have requests to modify or require enforcement of existing judgments.

- **Active Cases:** Pending cases that have not been classified as inactive.
- **Inactive Cases:** Pending cases administratively classified as inactive due to issues that require resolution (outside the courts' purview) before the adjudication process can be resumed, typically due to court-issued stays.

Reopened Cases: Cases where judgments have been previously entered but have been restored to the pending caseload due to the filing of a request to modify or enforce existing judgments. Cases remanded with correction from appeals are included.

When to Count Dispositions: A civil case is considered disposed when adjudication of the matter occurs. For statistical purposes, adjudication is defined as the date judgment is entered. Cases where multiple claims or parties are adjudicated are only reported as one type, determined by the court of record.

Non-Trial Dispositions (All Jurisdictions, Non- Protection Orders): A subtype of case dispositions where the case is resolved without a bench or jury trial. This subtype includes:

- Other Manner of Disposition
- Voluntary Dismissal
- Involuntary Dismissal
- Transferred (before trial)
- Judgment on Arbitration
- Stipulated Dismissal
- Stipulated Judgment
- Default Judgment
- Motion to Dismiss by the Defendant(s)
- Summary Judgment

Non-Trial Dispositions (Justice Court, Protection Orders Only): A subtype of case dispositions where the case is resolved without a bench or jury trial. This subtype includes:

- Voluntary Dismissal
- Involuntary Dismissal
- Transferred (before trial)
- Denied without Hearing
- Granted without Hearing
- Denied with Hearing
- Granted with Hearing

Bench Trial Dispositions (District Court): A subtype of case dispositions where the case is resolved when a judicial officer hears a trial of matter or cause to determine both the issues of fact and law in a civil case. This subtype includes:

- Disposed After Trial Start (bench trial)
- Judgment Reached (bench trial)

Jury Trial Dispositions (District Court): A subtype of case dispositions where the case is resolved with an empaneled jury to hear a trial of matter or cause in a civil case. This subtype includes:

- Disposed After Trial Start (jury trial)
- Verdict Reached

Trial Dispositions (Justice and Municipal Courts): A subtype of case dispositions where the case is resolved with a judicial officer or an empaneled jury to hear a trial of matter or cause in a civil case. This subtype includes:

- Disposed After Trial Start (bench trial)
- Judgment Reached (bench trial)
- Disposed After Trial Start (jury trial)
- Verdict Reached

Family Caseload Glossary

When to Count Filings: Cases are counted when the court receives an originating petition, request, or complaint.

Family Case Types: A broad classification category for caseloads involving domestic or family-related matters (excluding juvenile-related) in District Courts; the processing of which follows Nevada statutes, court rules, local regulations, and federal regulations.

- **Marriage Dissolution** – Cases that involve divorce, annulment, or separate maintenance, as well as all issues concerning custody, support, and visitation resulting from the dissolution of the relationship.
- **Paternity** – Cases that involve paternity issues as defined by Nevada statute.
- **Custody (Non-Divorce)** – Cases that involve individual requests where the court makes a determination regarding the control or care of a child.
- **IV-D - UIFSA (Uniform Interstate Family Support Act)** – Cases that require maintenance, under Title IV-D of the Social Security Act of 1973, of a spouse or child when one party resides in another state.
- **IV-D Intrastate (Non-Divorce)** – Cases that require maintenance, under Title IV-D of the Social Security Act of 1973, of a spouse or child when both parties reside in Nevada.
- **Other Support (Non-Divorce)** – Cases of unknown specificity or cases not attributable to one of the other previously defined support case categories.
- **Visitation (Non-divorce)** – Cases that involve individual requests that a court schedule the time an individual will spend with the minor children.
- **State Initiated (TPR) Petition** – Cases that are initiated by a state agency requesting that the court terminate the legal relationship of parent and child.
- **Other (TPR) Petition** – Cases that are initiated by a parent/guardian of a child requesting that the court terminate an existing legal relationship of parent and child.
- **Adoptions** – Cases that involve a request for the establishment of a new, permanent relationship of parent and child between persons not having that relationship naturally.
- **Requests for Domestic Violence Protection Orders** – Cases for temporary order for protection when sufficient evidence exists that there has been domestic violence or the threat of domestic violence exists.
- **Other Domestic Relations Case** – Cases that involve a domestic relations issue that does not fit in one of the other family case types. Examples include name change or permission to marry.
- **Mental Health Cases** – Cases that deal with legal determination as to whether an individual is mentally ill or incompetent and should be placed or remain under care, custody, or treatment.
- **Guardianship** – Cases that deal with guardianship issues involving adults, minors, or trusts.

Pending Cases: Cases requiring disposition or cases that have requests to modify or require enforcement of existing judgments.

- **Active Cases:** Pending cases that have not been classified as inactive.
- **Inactive Cases:** Pending cases administratively classified as inactive due to issues that require resolution (outside the courts' purview) before the adjudication process can be resumed, typically due to court-issued stays.

Reopened Cases: Cases where judgments have been previously entered but have been restored to the pending caseload due to the filing of a request to modify or enforce existing judgments. Cases remanded with correction from appeals are included.

When to Count Dispositions: A family case is considered disposed when the decision is handed down and/or the final order is filed, whichever occurs first. Cases that require multiple types of adjudication are only counted as one type and are classified by hierarchies that are defined in the *Nevada Courts Statistical Reporting Dictionary*, and can be found at <http://nvcourts.gov/>.

Non-Trial Dispositions: A subtype of case dispositions where the case is resolved without a (bench) trial. This subtype includes:

- Other Manner of Disposition
- Voluntary Dismissals
- Involuntary Dismissals.
- Transferred
- Default Judgments
- Settled/Withdrawn without Judicial Conference
- Settled/Withdrawn with Judicial Conference
- Settled/Withdrawn by Alternative Dispute Resolution (ADR)

Trial Decisions: A subtype of case dispositions where the case is resolved with a judicial officer determining both the issues of fact and law in a family case. This subtype includes Disposed After Trial Start and Judgment Reached resolution types.

Juvenile Caseload Glossary

When to Count Filings: Cases are counted when the court receives the petition or citation. For delinquency petitions, cases with multiple charges that span different case types are classified by hierarchies that are defined in the *Nevada Courts Statistical Reporting Dictionary*, and can be found at <http://nvcourts.gov/>.

Juvenile Case Types: A broad classification category for caseloads involving juveniles in District Courts (or their designated court), the processing of which follows Nevada statutes, local regulations, and federal regulations for handling matters pertaining to individuals who are defined as juveniles.

- **Delinquency Petitions** – Cases that include a behavior that would be a crime if committed by an adult. Delinquency is characterized by five case types:
 - **Person** – Cases involving murder/manslaughter, sexual assault (including rape and sexual battery), robbery, and assault.
 - **Property** – Cases involving burglary, larceny, auto theft, arson, forgery and counterfeiting, fraud, embezzlement, stolen property (buying or receiving), and vandalism.
 - **Drug** – Cases involving the illegal possession, sale, use, or manufacture of drugs.
 - **Public Order** – Cases involving violations of liquor laws, public drunkenness, disorderly conduct, gambling, prostitution, and other vice. Some jurisdictions refer to these as “public nuisance” or “quality of life” offenses, or “crimes against society.”
 - **Other Delinquency** – Cases of unknown specificity or cases not attributable to one of the other previously defined delinquency case categories.
- **Status Petitions** – Cases that includes petitions involving a juvenile in need of supervision. The juvenile may require guidance, treatment, or rehabilitation because of habitual truancy, habitual disobedience, being ungovernable, or behavior that is injurious or dangerous to others.
- **Child Abuse/Neglect Petitions** – Cases where the behavior of someone other than the juvenile causes the court to concern itself with the well-being of the juvenile. Adults charged with abuse or neglect are counted in the appropriate criminal category.
- **Dependent (no fault)** – Cases alleging one or more of the grounds for dependency without specifically faulting the parent(s) or guardian.
- **Other Dependency/Child Victim** – Cases of unknown specificity or cases not attributable to one of the other previously defined Dependency/Child Victim case categories.
- **Miscellaneous Petitions** – Cases heard at District Court that involves juvenile cases that do not fit in one of the other juvenile categories. An example is Petition for Emancipation.

Juvenile-Related Proceeding: A broad classification category for trial court caseload inventory that include juvenile-related proceedings that are not considered cases. Juvenile related proceedings are related to an already filed (counted) case or one that will not result in an official case filing.

- **Informal Hearing** – Any hearing by a judicial officer in which no formal charge has been filed with the court.
- **Detention Hearing** – Any hearing requesting a juvenile to be held in detention, or continued to be held in detention, pending further court action within the same or another jurisdiction.
- **Extradition Hearing** – Any hearing in which evidence is presented so that the court can determine if a juvenile should be surrendered to another state jurisdiction.
- **Protective Custody Hearing** – Any hearing held to determine if the risk to a child is great enough to warrant removal, or continued removal, from their custodian.

Pending Cases: Cases requiring disposition or cases that have requests to modify or require enforcement of existing judgments.

- **Active Cases:** Pending cases that have not been classified as inactive.
- **Inactive Cases:** Pending cases administratively classified as inactive due to issues that require resolution (outside the courts’ purview) before the adjudication process can be resumed. Examples include court-issued stays, warrants, and diversion.

Reopened Cases: Cases where judgments have been previously entered but have been restored to the pending caseload due to the filing of a request to modify or enforce existing judgments. Cases remanded with correction from appeals are included.

Juvenile Caseload Glossary

When to Count Dispositions: A juvenile case is considered disposed when adjudication of the matter occurs. Cases that require multiple types of adjudication are only counted as one type and are classified by hierarchies that are defined in the *Nevada Courts Statistical Reporting Dictionary*, and can be found at <http://nvcourts.gov/>.

Non-Trial Dispositions: A subtype of case dispositions where the case is resolved without a (bench) trial. This subtype includes:

- Other Manner of Disposition
- Dismissal/Non-Adjudicated
- Waiver/Certify/Transfer to Adult Court
- Transferred to Another Juvenile Court (before/during trial)
- Adjudicated by Default
- Disposed by Alternative Dispute Resolution (ADR)
- Adjudicated by Plea/Admission/Stipulation

Trial Dispositions: A subtype of case dispositions where the case is resolved with a judicial officer determining both the issues of fact and law in a juvenile case through a (bench) trial or evidentiary hearing. This subtype includes

- Adjudicated After Evidentiary Hearing/Bench Trial

Juvenile Traffic Caseload Glossary

When to Count Filings: Cases are counted when the court receives the citation.

Juvenile Traffic Case Type: Cases that involves any matter that originates in the court as a traffic citation involving a juvenile that is classified as a misdemeanor traffic violation for an adult.

Pending Cases: Cases requiring disposition or cases that have requests to modify or require enforcement of existing judgments.

- **Active Cases:** Pending cases that have not been classified as inactive.
- **Inactive Cases:** Pending cases administratively classified as inactive due to issues that require resolution (outside the courts' purview) before the adjudication process can be resumed. Examples include court-issued stays, warrants, and diversion.

Reopened Cases: Cases where judgments have been previously entered but have been restored to the pending caseload due to the filing of a request to modify or enforce existing judgments. Cases remanded with correction from appeals are included.

When to Count Dispositions: A juvenile case is considered disposed when adjudication of the matter occurs. Cases that require multiple types of adjudication are only counted as one type and are classified by hierarchies that are defined in the *Nevada Courts Statistical Reporting Dictionary*, and can be found at <http://nvcourts.gov/>.

Non-Trial Dispositions: A subtype of case dispositions where the case is resolved without a bench or jury trial. This subtype includes:

- Other Manner of Disposition
- Bail Forfeiture
- Nolle Prosequi (before trial)
- Transferred to Another Juvenile Court (before/during trial)
- Dismissed (before trial)
- Guilty Plea with Sentence (before preliminary hearing)
- Dismissed (after diversion)

Bench Trial Dispositions: A subtype of case dispositions where the case is resolved with a judicial officer determining both the issues of fact and law in a traffic case. This subtype includes:

- Dismissed (during trial)
- Acquittal
- Guilty Plea with Sentence (during trial)
- Conviction