



ANNUAL REPORT
of the
NEVADA JUDICIARY

Fiscal Year 2016
Appendix Tables

Table of Contents

Figures:

Figure 1:	10-Year Caseload Trends	Page 1
Figure 2:	District Court Filings Distribution	Page 1
Figure 3:	District Court Filings per Judicial Position	Page 1
Figure 4:	Justice Court Filings per Judicial Position	Page 2
Figure 5:	Municipal Court Filings per Judicial Position	Page 2

Aggregate Comparison Tables, Fiscal Years 2015-16:

Table A1:	District Court Non-Traffic Cases Filed	Page 3
Table A2:	District Court Non-Traffic Cases Disposed	Page 4
Table A3:	District Court Juvenile Traffic Cases Filed and Disposed	Page 5
Table A4:	Justice Court Non-Traffic Cases Filed and Disposed	Page 6
Table A5:	Justice Court Traffic Cases Filed and Disposed	Page 7
Table A6:	Municipal Court Non-Traffic Cases Filed and Disposed	Page 8
Table A7:	Municipal Court Traffic Cases Filed and Disposed	Page 9

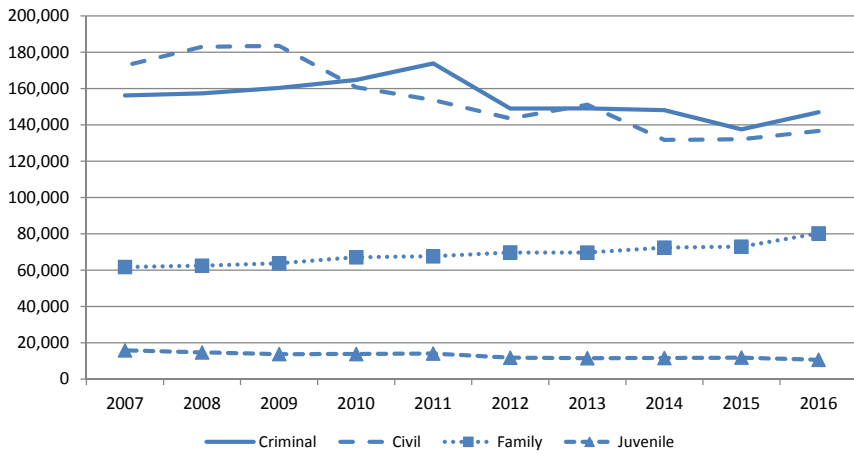
Fiscal Year 2016 Caseload Statistics:

Table B1:	Summary of Population, Judicial Positions, and Cases Processed by Court	Page 10
Table B2:	Senior Justices and Judges Assignments	Page 12
Table B3:	Full Time Equivalent Quasi-Judicial Assistance	Page 12
Table B4-1:	District Court: Criminal Caseload, Aggregates	Page 13
Table B4-2:	District Court: Criminal Caseload, Case Types: Felony	Page 15
	Gross Misdemeanor	Page 18
Table B5-1:	District Court: Civil Caseload, Aggregates	Page 21
Table B5-2:	District Court: Civil Caseload, Case Types: Real Property and Tort	Page 24
	Probate, Construction Defect, and Contract	Page 27
	Judicial Review/Appeal, Civil Writ, and Other Civil	Page 30
Table B6:	District Court: Family Caseload	Page 33
Table B7:	District Court: Juvenile Non-Traffic Caseload	Page 36
Table B8-1:	Justice Court: Criminal Caseload, Aggregate	Page 39
Table B8-2:	Justice Court: Criminal Caseload, Case Types: Felony	Page 43
	Gross Misdemeanor	Page 49
	Misdemeanor	Page 55
Table B9-1:	Justice Court: Civil Caseload, Aggregate	Page 61
Table B9-2:	Justice Court: Civil Caseload	Page 67
Table B10-1:	Municipal Court: Criminal Caseload, Aggregates	Page 73
Table B10-2:	Municipal Court: Criminal Caseload	Page 75
Table B11-1:	Municipal Court: Civil Caseload, Aggregates	Page 78
Table B11-2:	Municipal Court: Civil Caseload	Page 80
Table B12:	Juvenile Traffic Caseload	Page 83

Glossary:

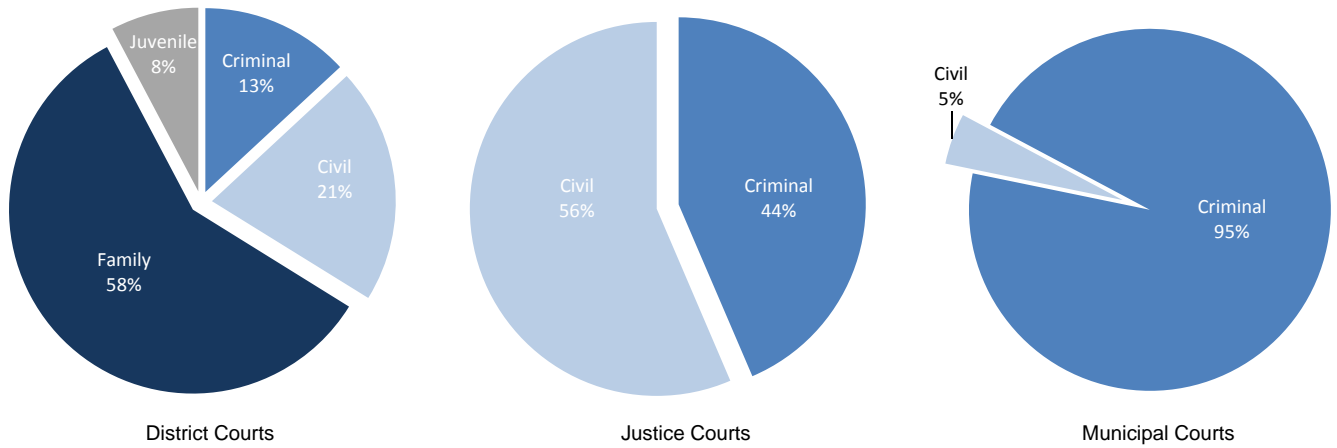
Criminal Caseload Glossary	Page 84
Civil Caseload Glossary	Page 86
Family Caseload Glossary	Page 88
Juvenile Caseload Glossary	Page 89
Juvenile Traffic Caseload Glossary	Page 90

Figure 1. Nevada Judiciary Filings, by Case Type, Fiscal Years 2007-16.



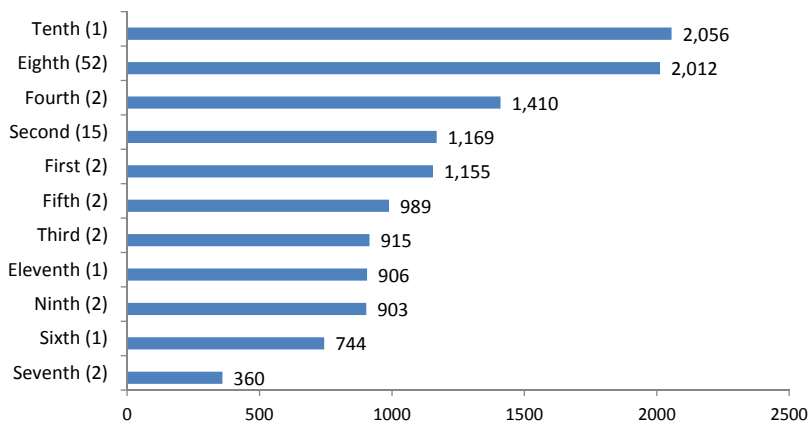
Source: Uniform System for Judicial Records, Nevada AOC, Research and Statistics Unit.

Figure 2. Distribution of Non-traffic Cases Filed in Nevada Trial Courts, Fiscal Year 2016.



Source: Uniform System for Judicial Records, Nevada AOC, Research and Statistics Unit.

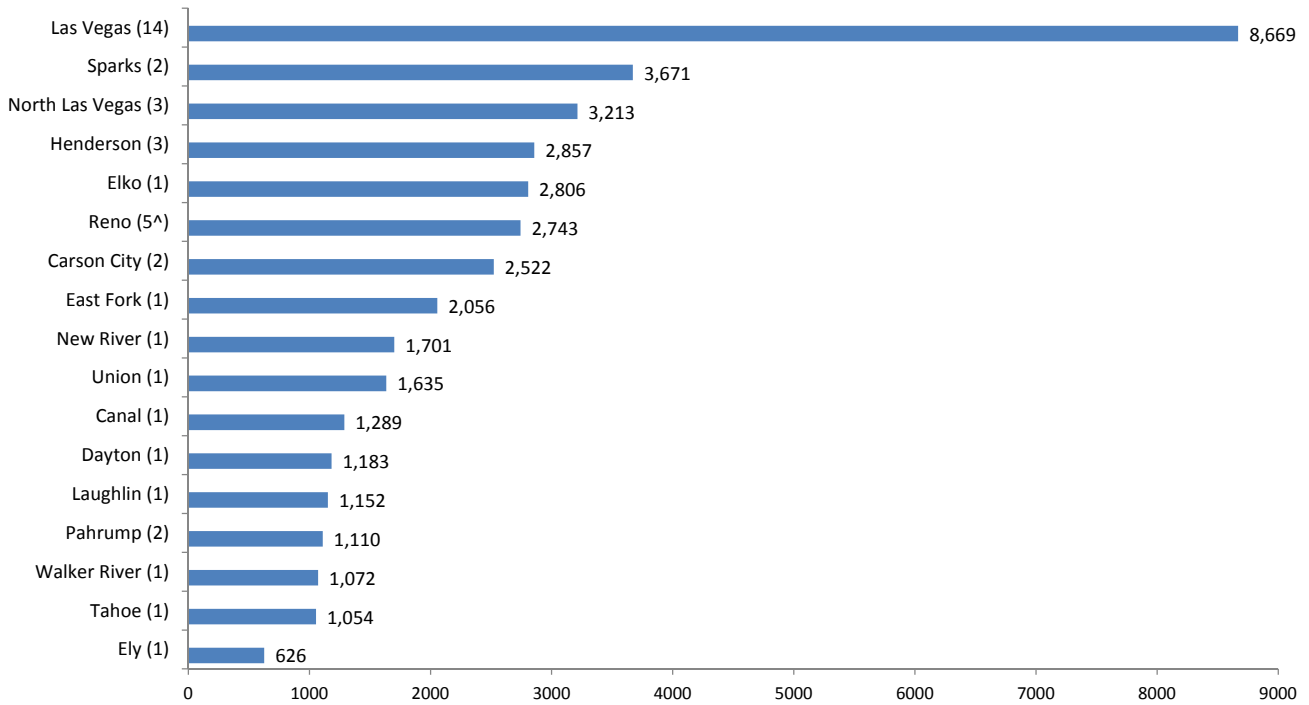
Figure 3. District Court, Non-Traffic Cases Filed per Judicial Position by Judicial District, Fiscal Year 2016. (Number of Judicial Positions in Parentheses)



Statewide average of cases filed per judicial positions for District Courts is **1,675**.

Source: Uniform System for Judicial Records, Nevada AOC, Research and Statistics Unit.

Figure 4. Justice Court, Non-Traffic Cases Filed per Judicial Position by Judicial District, Fiscal Year 2016.
(Number of Judicial Positions in Parentheses)

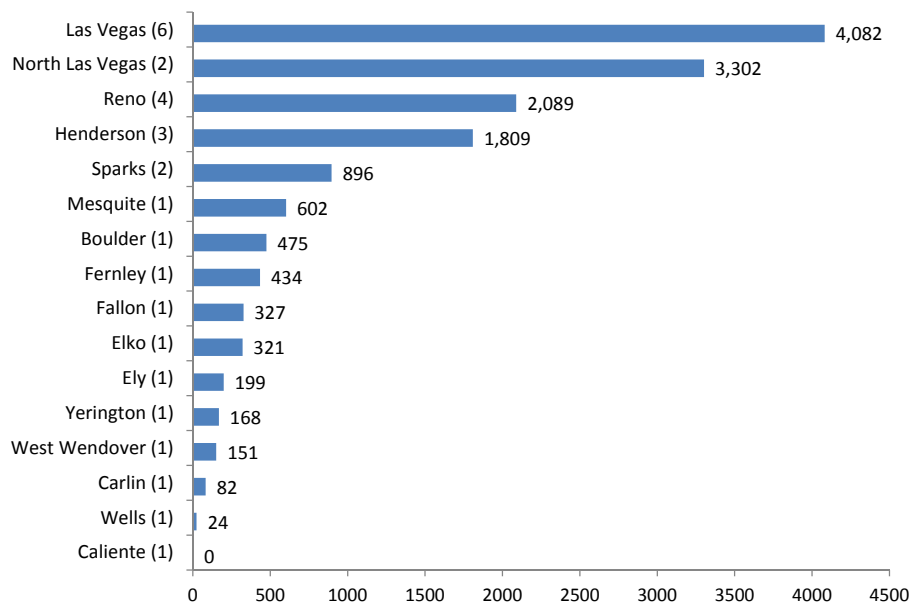


^ Reno Justice Court has six authorized judicial positions, but one position was left unfiled for the entire fiscal year. Statewide average of cases filed per judicial positions for Justice Courts is **2,889**.

Source: Uniform System for Judicial Records, Nevada AOC, Research and Statistics Unit.

Hawthorne Justice Court (1)	581	Tonopah Justice Court (1)	284	Wadsworth Justice Court (1)	100
Lake Justice Court (1)	539	Eastline Justice Court (1)	214	Eureka Justice Court (1)	86
Boulder Justice Court (1)	423	Moapa Valley Justice Court (1)	206	Moapa Justice Court (1)	81
Incline Village Justice Court (1)	386	Carlin Justice Court (1)	204	Jackpot Justice Court (1)	76
Argenta Justice Court (1)	380	Virginia City Justice Court (1)	197	Searchlight Justice Court (1)	75
Mesquite Justice Court (1)	348	Meadow Valley Justice Court (1)	182	Bunkerville Justice Court (1)	45
Goodsprings Justice Court (1)	305	Beatty Justice Court (1)	151	Esmeralda Justice Court (1)	29
Wells Justice Court (1)	285	Pahrnanagat Valley Justice Court (1)	120	Austin Justice Court (1)	11

Figure 5. Municipal Court, Non-Traffic Cases Filed per Judicial Position by Judicial District, Fiscal Year 2016.
(Number of Judicial Positions in Parentheses)



Statewide average of cases filed per judicial positions for Municipal Courts is **1,766**.

Source: Uniform System for Judicial Records, Nevada AOC, Research and Statistics Unit.

Table A1. Summary of District Court Cases Filed, Fiscal Years 2015-16.^a
 (See Table A3 for Juvenile Traffic.)

Court	Criminal (Non-Traffic) Cases Filed ^b		Civil Cases Filed		Family Cases Filed		Juvenile Non-Traffic Cases Filed		Total Non-Traffic Cases Filed ^b	
	FY 2015	FY 2016	FY 2015	FY 2016	FY 2015	FY 2016	FY 2015	FY 2016	FY 2015	FY 2016
First Judicial District										
Carson City District Court	385	389	570	536	1,024	1,168	123 ^c	147	2,102	2,240
Storey County District Court	11	11	26	29	20	27	7 ^c	3	64	70
Second Judicial District										
Washoe County District Court	3,011	3,034	3,229	3,366	8,464	9,755	1,537 ^d	1,377 ^c	16,241	17,532
Third Judicial District										
Lyon County District Court	276	283	254	278	808	919	340	349	1,678	1,829
Fourth Judicial District										
Elko County District Court	465	641	454	329	1,607	1,308	569	541	3,095	2,819
Fifth Judicial District										
Esmeralda County District Court	1	0	16	11	4	8	7	2	28	21
Nye County District Court	343	406	371	421	777	727	510	402	2,001	1,956
Sixth Judicial District										
Humboldt County District Court	151	117	207	183	387	302	222	142	967	744
Seventh Judicial District										
Eureka County District Court	13	5	20	19	11	10	16	4	60	38
Lincoln County District Court	31	37	24	35	30	39	16	13	101	124
White Pine County District Court	158	164	130	134	183	136	97	124	568	558
Eighth Judicial District										
Clark County District Court	12,003	12,147	21,818	22,262	57,521	63,504	7,652	6,725	98,994	104,638
Ninth Judicial District										
Douglas County District Court	158 ^{c,r}	274	343	516	757 ^r	946	42 ^r	69	1,300 ^r	1,805
Tenth Judicial District										
Churchill County District Court	289	306	167	173	1,141	1,178	431	399	2,028	2,056
Eleventh Judicial District										
Lander County District Court	29	48	18	37	62	60	58	30	167	175
Mineral County District Court	39	43	24	36	47	80	26	11	136	170
Pershing County District Court	84	85	126	106	73	90	176	280	459	561
Total	17,447^r	17,990	27,797	28,471	72,916^r	80,257	11,829^r	10,618	129,989^r	137,336

^a Case statistics include reopened cases.

^b Includes appeals of lower jurisdiction courts.

^c Reopened cases under-reported.

^d Reopened cases not reported.

^r Revised from previous publications.

Source: Uniform System for Judicial Records, Nevada AOC, Research and Statistics Unit.

Table A2. Summary of District Court Cases Disposed, Fiscal Years 2015-16.
(See Table A3 for Juvenile Traffic.)

Court	Criminal (Non-Traffic) Cases Disposed ^a		Civil Cases Disposed		Family Cases Disposed		Juvenile Non-Traffic Cases Disposed		Total Non-Traffic Cases Disposed ^a	
	FY 2015	FY 2016	FY 2015	FY 2016	FY 2015	FY 2016	FY 2015	FY 2016	FY 2015	FY 2016
First Judicial District										
Carson City District Court	287	272	425	387	963	1,115	191	104	1,866	1,878
Storey County District Court	0	1	38	38	20	24	10	4	68	67
Second Judicial District										
Washoe County District Court	2,348	2,190	2,980	3,498	7,945	7,847	1,047	889	14,320	14,424
Third Judicial District										
Lyon County District Court	248	252	284	549 ^b	709 ^c	1,068	316	376	1,557	2,245
Fourth Judicial District										
Elko County District Court	496	794	332	263	1,503	1,518	525	645	2,856	3,220
Fifth Judicial District										
Esmeralda County District Court	21 ^b	5	15	2	5	4	7	2	48	13
Nye County District Court	428	360	278	293	703	555	632	335	2,041	1,543
Sixth Judicial District										
Humboldt County District Court	137	137	170	194	320	347 ^d	191	84	818	762
Seventh Judicial District										
Eureka County District Court	8	6	10	28	7	7	15	6	40	47
Lincoln County District Court	22	40	22	27	28	26	11	12	83	105
White Pine County District Court	139	166	124	109	153	121	99	129	515	525
Eighth Judicial District										
Clark County District Court	12,515	12,042	23,168	18,954	54,952	61,212 ^d	6,536	6,324	97,171	98,532
Ninth Judicial District										
Douglas County District Court	129 ^r	120	193 ^r	239	591 ^r	645	15 ^r	39	928 ^r	1,043
Tenth Judicial District										
Churchill County District Court	265	308	233	167	1,166	1,138	384	374	2,048	1,987
Eleventh Judicial District										
Lander County District Court	18	28	11	23	47	57	40	17	116	125
Mineral County District Court	55	17	7	8	10	13	19	2	91	40
Pershing County District Court	99	94	94	98	123	56	132	257	448	505
Total	17,215 ^r	16,832	28,384 ^r	24,877	69,245 ^r	75,753	10,170 ^r	9,599	125,014 ^r	127,061

^a Includes appeals of lower jurisdiction courts.

^b Includes administrative case closures.

^c In fiscal year 2015, there were 8,770 administrative closures of older cases. To provide a better representation of current cases addressed by the court this fiscal year, these administrative closures were omitted from this table but are noted here for general information.

^d In fiscal year 2016, there were 1,269 and 69,992 administrative closures of older cases for the 6th and 8th Judicial District Courts, respectively. To provide a better representation of current cases addressed by the court this fiscal year, these administrative closures were omitted from this table but are noted here for general information.

^r Revised from previous publications.

Source: Uniform System for Judicial Records, Nevada AOC, Research and Statistics Unit.

Table A3. Summary of Juvenile Traffic Cases Filed and Disposed in District Court, Fiscal Years 2015-16.^a

Court	Total Cases		Total Charges		Total Disposed	
	FY 2015	FY 2016	FY 2015	FY 2016	FY 2015	FY 2016
First Judicial District						
Carson City District Court	250	264	334	345	223	170
Storey County District Court	1	5	1	6	1	3
Second Judicial District						
Washoe County District Court	1,259	1,260	1,820	1,818	1,503	1,299
Third Judicial District						
Lyon County District Court	242	205	310	269	265	207
Fourth Judicial District						
Elko County District Court	381	332	506	489	343	357
Fifth Judicial District						
Esmeralda County District Court	2	3	3	3	7	5
Nye County District Court	66	74	93	86	35	27
Sixth Judicial District						
Humboldt County District Court	77	113	86	131	57	28
Seventh Judicial District						
Eureka County District Court	(b)	(b)	(b)	(b)	(b)	(b)
Lincoln County District Court	(b)	(b)	(b)	(b)	(b)	(b)
White Pine County District Court	(b)	(b)	(b)	(b)	(b)	(b)
Eighth Judicial District						
Clark County District Court	(b)	(b)	(b)	(b)	(b)	(b)
Ninth Judicial District						
Douglas County District Court	202 ^c	178 ^c	284	236	202	214
Tenth Judicial District						
Churchill County District Court	122	96	165	113	124	107
Eleventh Judicial District						
Lander County District Court	25	4	39	7	26	1
Mineral County District Court	0	2	0	2	0	0
Pershing County District Court	21	47	21	47	18	41
Total	2,648	2,583	3,662	3,552	2,804	2,459

^a Case statistics include reopened cases.

^b Juvenile traffic violations handled and reported by Justice Courts.

^c Reopen cases not reported.

Source: Uniform System for Judicial Records, Nevada AOC, Research and Statistics Unit.

Table A4. Summary of Justice Court Cases Filed and Disposed, Fiscal Years 2015-16. ^a
(See Table A5 for traffic data.)

Court	Criminal Cases				Civil Cases			
	Filed		Disposed		Filed		Disposed	
	FY 2015	FY 2016	FY 2015	FY 2016	FY 2015	FY 2016	FY 2015	FY 2016
First Judicial District								
Carson City								
Carson City Justice Court	2,347	2,291	1,440	1,397	2,628	2,753	3,509 ^b	3,427 ^b
Storey County								
Virginia City Justice Court	150	155	89	115	51	42	42	37
Second Judicial District								
Washoe County								
Incline Village Justice Court	239	232	227	247	145	154	156	138
Reno Justice Court	5,938	5,862	5,190	5,763	7,507	7,851	9,595 ^b	7,099
Sparks Justice Court	2,892	3,090	2,761	3,070	4,093	4,252	4,416	4,161
Wadsworth Justice Court	93	84	76	99	28	16	11	6
Third Judicial District								
Lyon County								
Canal Justice Court	404	378	397	366	814	911	794	845
Dayton Justice Court	387	397	378	355	775	786	823	728
Walker River Justice Court	461	516	442	467	733	556	761	554
Fourth Judicial District								
Elko County								
Carlin Justice Court	83	93	92	110	124	111	103	92
Eastline Justice Court	150	109	113	101	157	105	130	84
Elko Justice Court	1,390	1,513	1,288	1,423	1,459	1,293	1,527	1,273
Jackpot Justice Court ^c	53	50	70	92	16	26	3	9
Wells Justice Court	185 ^d	231 ^d	71	87	57 ^d	54 ^d	74	51
Fifth Judicial District								
Esmeralda County								
Esmeralda Justice Court	28	14	9	5	15	15	15	14
Nye County								
Beatty Justice Court	103	120	52	137	29	31	20	24
Pahrump Justice Court	1,209	1,477	1,053	1,415	687	743	665	691
Tonopah Justice Court	182	211	150	193	76	73	70	81
Sixth Judicial District								
Humboldt County								
Union Justice Court	842	1,048	924	947	555	587	520	496
Seventh Judicial District								
Eureka County								
Beowawe Justice Court ^f	37	0	11	1	10	0	8	11
Eureka Justice Court	62	63	65	75	18	23	20	25
Lincoln County								
Meadow Valley Justice Court	70	111	78	84	48	71	52	72
Pahrangat Valley Justice Court	114	118	112	99	8	2	9	35 ^b
White Pine County								
Ely (No. 1) Justice Court	286	334	191	334	305	292	239	233
Eighth Judicial District								
Clark County								
Boulder Justice Court	114	121	154	130	282	302	253	362 ^b
Bunkerville Justice Court	53	39	31	25	3	6	4	2
Goodsprings Justice Court	295	248	309	206	68	57	36	84
Henderson Justice Court	2,320	2,589	2,116	2,309	7,006	5,981	4,599	5,806
Las Vegas Justice Court	44,170	52,143	47,649	46,742	65,751	69,222	80,244 ^b	85,220 ^b
Laughlin Justice Court	689	971	811	726	141	181	170 ^b	182
Mesquite Justice Court	129	113	197	135	190	235	230 ^b	229
Moapa Justice Court	100	72	101	80	18	9	10	13
Moapa Valley Justice Court	118	134	122	119	54	72	28	59
North Las Vegas Justice Court	2,539	2,728	2,356	2,568	6,255	6,912	6,196	6,133
Searchlight Justice Court	63	66	42	38	5	9	3	5
Ninth Judicial District								
Douglas County								
East Fork Justice Court	1,317	1,304	1,242	1,181	727	752	825	687
Tahoe Justice Court	853	892	802	742	129	162	165	164
Tenth Judicial District								
Churchill County								
New River Justice Court	926	874	885	856	940	827	829	610
Eleventh Judicial District								
Lander County								
Argenta Justice Court	229	211	256	231	175	169	229	159
Austin Justice Court	18	7	18	18 ^b	5	4	3	1
Mineral County								
Hawthorne Justice Court	362	427	236	244 ⁱ	130	154	73	54 ⁱ
Pershing County								
Lake Justice Court	231	357	200	294	213	182	126	65
Total	72,231	81,793	72,806	73,626	102,430	105,983	117,585	120,021

^a Case statistics include reopened cases.

^b Includes administrative case closures.

^c Jackpot Justice Court closed June 30, 2016.

^d Reopened cases not reported.

^f Beowawe Justice Court closed June 30, 2015. Eureka Justice Court disposed older cases during fiscal year 2016.

ⁱ Incomplete.

Source: Uniform System for Judicial Records, Nevada AOC, Research and Statistics Unit.

**Table A5. Summary of Justice Court Traffic Cases Filed and Disposed,
Fiscal Years 2015-16.^a**

Court	Total Cases		Total Charges		Total Disposed	
	FY 2015	FY 2016	FY 2015	FY 2016	FY 2015	FY 2016
First Judicial District						
Carson City						
Carson City Justice Court	9,900	8,637	12,736	11,029	10,771	8,641
Storey County						
Virginia City Justice Court	652	773	839	1,041	618	662
Second Judicial District						
Washoe County						
Incline Village Justice Court	1,594	1,771	1,888	2,066	1,599	1,586
Reno Justice Court	20,593	15,465	25,002	37,208	20,581	15,597
Sparks Justice Court	9,016	6,795	11,389	8,711	8,384	7,085
Wadsworth Justice Court	2,175	3,103	2,709	3,743	2,004	2,945
Third Judicial District						
Lyon County						
Canal Justice Court	508	763	694	975	543	743
Dayton Justice Court	2,554	2,286	3,228	2,844	2,658	2,255
Walker River Justice Court	1,586	1,603	1,945	1,988	1,582	1,491
Fourth Judicial District						
Elko County						
Carlin Justice Court	578	552	692	664	536	501
Eastline Justice Court	878	544	1,045	628	877	519
Elko Justice Court	5,865	5,887	7,957	7,409	5,467	5,534
Jackpot Justice Court ^b	2,761	1,339	2,928	1,474	2,586	1,608
Wells Justice Court	3,289 ^c	2,759 ^c	4,085	3,346	3,204	3,116
Fifth Judicial District						
Esmeralda County						
Esmeralda Justice Court	3,826	4,477	4,507	5,002	3,183	4,399
Nye County						
Beatty Justice Court	2,160	1,756	2,373	2,023	1,719	1,698
Pahrump Justice Court	3,642	4,518	4,499	5,534	3,299	4,240
Tonopah Justice Court	2,918	4,578	3,168	5,085	2,728	4,059
Sixth Judicial District						
Humboldt County						
Union Justice Court	5,562	6,054	6,634	7,162	5,137	5,737
Seventh Judicial District						
Eureka County						
Beowawe Justice Court ^d	490	0	583	0	435	4
Eureka Justice Court	1,191	832	1,414	958	1,184	924
Lincoln County						
Meadow Valley Justice Court	948	1,005	1,058	1,107	942	935
Pahrnagat Valley Justice Court	3,271	2,888	3,575	3,113	3,270	2,689
White Pine County						
Ely (No. 1) Justice Court	2,307	2,591	2,637	2,890	2,189	2,209
Eighth Judicial District						
Clark County						
Boulder Justice Court	926	1,320	1,166	1,527	923	1,093
Bunkerville Justice Court	1,592	1,238	1,880	1,424	1,546	1,373
Goodsprings Justice Court	12,246	10,753	14,439	12,740	10,046	12,001
Henderson Justice Court	5,674	5,684	7,571	7,327	5,396	5,787
Las Vegas Justice Court	143,522 ^f	145,284 ^f	207,138	202,285	139,909	135,458
Laughlin Justice Court	6,872	7,522	8,244	9,137	6,486	9,640 ^g
Mesquite Justice Court	0	0	9	9	0	1
Moapa Justice Court	1,362	1,133	1,677	1,356	1,491	1,265
Moapa Valley Justice Court	733	706	921	910	672	681
North Las Vegas Justice Court	1,411	1,254	2,049	1,706	1,488	1,674 ^g
Searchlight Justice Court	3,283	3,291	3,841	3,859	3,174	3,096
Ninth Judicial District						
Douglas County						
East Fork Justice Court	5,597	7,337	6,781	8,558	5,722	7,124
Tahoe Justice Court	3,367	3,683	4,230	4,352	2,994	3,049
Tenth Judicial District						
Churchill County						
New River Justice Court	5,297	4,544	6,680	5,688	4,905	4,032
Eleventh Judicial District						
Lander County						
Argenta Justice Court	2,095	2,731	2,589	3,162	2,039	2,668
Austin Justice Court	516	540	608	590	547	725 ^g
Mineral County						
Hawthorne Justice Court	3,509	4,546	4,013	5,171	3,265	3,361 ⁱ
Pershing County						
Lake Justice Court	1,494	3,525	1,691	3,991	934	2,651
Total	287,760	286,067	383,112	389,792	277,033	274,856

^a Case and charge information include juvenile traffic statistics and reopened cases.

^b Jackpot Justice Court closed June 30, 2016.

^c Reopened cases not reported.

^d Beowawe Justice Court closed June 30, 2015. Eureka Justice Court disposed older cases during fiscal year 2016.

^f Reopened cases not reported for juvenile traffic.

^g Includes administrative closures.

ⁱ Incomplete.

Source: Uniform System for Judicial Records, Nevada AOC, Research and Statistics Unit.

Table A6. Summary of Municipal Court Cases Filed and Disposed, Fiscal Years 2015-16.^a
 (See Table A7 for traffic data.)

Court	Non-Traffic Misdemeanor Cases				Civil Cases			
	Filed		Disposed		Filed		Disposed	
	FY 2015	FY 2016	FY 2015	FY 2016	FY 2015	FY 2016	FY 2015	FY 2016
First Judicial District								
Carson City Municipal Court	(b)	(b)	(b)	(b)	(b)	(b)	(b)	(b)
Second Judicial District								
Reno Municipal Court	7,970	8,255	7,637	7,445	100	100	84	93
Sparks Municipal Court	1,982 ^c	1,764 ^c	2,709 ^c	2,249 ^c	19	28	2	19
Third Judicial District								
Fernley Municipal Court	417	434	345	374	0	0	0	0
Yerington Municipal Court	160	168	184	167	0	0	0	0
Fourth Judicial District								
Carlin Municipal Court	77	82	74	93	0	0	0	0
Elko Municipal Court	302	321	282	300	0	0	0	0
Wells Municipal Court	26 ^d	24 ^d	8	9	0	0	0	0
West Wendover Municipal Court	171	151	147	123	0	0	0	0
Seventh Judicial District								
Caliente Municipal Court ^f	0	0	0	1	0	0	0	0
Ely Municipal Court	167 ^d	199 ^d	183	211	5	0	3	0
Eighth Judicial District								
Boulder Municipal Court	559	472	560	454	5	3	0	0
Henderson Municipal Court	5,277	5,267	3,897	5,490	138	161	133	155
Las Vegas Municipal Court	23,329	22,637	23,130	21,727	1,506 ^r	1,856 ^d	1,358 ^r	1,467
Mesquite Municipal Court	565	596	470	459	3	6	1	2
North Las Vegas Municipal Court	6,491	6,508	4,979	5,357	51	96	44	71
Tenth Judicial District								
Fallon Municipal Court	349	326	300	311	2	1	0	0
Total	47,842	47,204	44,905	44,770	1,829^r	2,251	1,625^r	1,807

^a Case statistics include reopened cases.

^b Municipal Court data combined with Justice Court data (Tables A4 and A5) for the consolidated municipality of Carson City.

^c High disposition rate attributable to under-reported reopen counts.

^d Reopen counts not reported.

^f Court had limited case activity during fiscal year 2016.

^r Revised from previous publications.

Source: Uniform System for Judicial Records, Nevada AOC, Research and Statistics Unit.

Table A7. Summary of Municipal Court Traffic Cases Filed and Disposed, Fiscal Years 2015-16.^a

Court	Total Cases		Total Charges		Total Disposed	
	FY 2015	FY 2016	FY 2015	FY 2016	FY 2015	FY 2016
First Judicial District						
Carson City Municipal Court	(b)	(b)	(b)	(b)	(b)	(b)
Second Judicial District						
Reno Municipal Court	13,499	11,330	17,035	14,500	13,892	10,856
Sparks Municipal Court	4,637 ^c	4,371 ^c	6,524	6,071	5,065 ^c	4,798 ^c
Third Judicial District						
Fernley Municipal Court	3,381	2,942	4,500	3,809	3,218	3,045
Yerington Municipal Court	122	142	134	155	125	132
Fourth Judicial District						
Carlin Municipal Court	171	159	186	161	156	155
Elko Municipal Court	820	663	926	720	785	655
Wells Municipal Court	176 ^d	180 ^d	213	216	168	182
West Wendover Municipal Court	347	543	414	598	368	429
Seventh Judicial District						
Caliente Municipal Court ^f	144	0	185	0	153	1
Ely Municipal Court	492 ^d	433 ^d	649	628	517	438
Eighth Judicial District						
Boulder Municipal Court	3,791	3,070	5,111	4,237	3,604	2,981
Henderson Municipal Court	19,151	21,022	25,476	27,129	18,751	21,619
Las Vegas Municipal Court	64,623	59,964	94,675	84,652	65,631	58,506
Mesquite Municipal Court	1,837	1,592	2,565	2,222	1,592	1,179
North Las Vegas Municipal Court	22,219	18,411	31,714	27,054	20,460	18,704
Tenth Judicial District						
Fallon Municipal Court	472	396	679	570	403	390
Total	135,882	125,218	190,986	172,722	134,888	124,070

^a Case information include juvenile traffic statistics and reopened cases.

^b Municipal Court data combined with Justice Court data (Table A6) for the consolidated municipality of Carson City.

^c High disposition rate attributable to under-reported reopen counts.

^d Reopen counts not reported.

^f Court had limited case activity during fiscal year 2016.

Source: Uniform System for Judicial Records, Nevada AOC, Research and Statistics Unit.

Table B1. Summary of Population, Judicial Positions, and Cases Processed by Court for Nevada Judiciary, Fiscal Year 2016.^a

Nevada Trial Courts, Population, Judicial Position, and Caseload Summaries (1 of 2)	Population as of 7/1/2015 ^b	Authorized Judicial Positions as of 6/30/2016	Non-Traffic Cases				Traffic & Parking ^c	
			Criminal Cases Filed ^d	Non-Criminal Cases Filed ^f	Total Cases Filed	Total Cases Disposed	Total Cases	Total Dispositions
Nevada Trial Court Totals	2,897,585	178	146,987	227,580	374,567	367,285	413,868	401,385
District Courts		82	17,990	119,346	137,336	127,061	2,583	2,459
Justice Courts		66 *	81,793	105,983	187,776	193,647	286,067	274,856
Municipal Courts		30 *	47,204	2,251	49,455	46,577	125,218	124,070
First Judicial District	58,257	2	400	1,910	2,310	1,945	269	173
Carson City District Court	54,273		389	1,851	2,240	1,878	264	170
Storey County District Court	3,984		11	59	70	67	5	3
Carson City								
Carson City Justice Court	54,273	2 *	2,291	2,753	5,044	4,824 ^g	8,637	8,641
Storey County								
Virginia City Justice Court	3,984	1	155	42	197	152	773	662
Second Judicial District	441,946	15	3,034	14,498	17,532	14,424	1,260	1,299
Washoe County District Court	441,946		3,034	14,498 ^h	17,532 ^h	14,424	1,260	1,299
Washoe County								
Incline Village Justice Court	11,788	1	232	154	386	385	1,771	1,586
Reno Justice Court	285,128	6 ^j	5,862	7,851	13,713	12,862	15,465	15,597
Sparks Justice Court	142,167	2	3,090	4,252	7,342	7,231	6,795	7,085
Wadsworth Justice Court	2,863	1	84	16	100	105	3,103	2,945
Reno Municipal Court	238,615	4	8,255	100	8,355	7,538	11,330	10,856
Sparks Municipal Court	93,581	2	1,764 ^h	28	1,792 ^h	2,268	4,371 ^h	4,798
Third Judicial District	53,277	2	283	1,546	1,829	2,245	205	207
Lyon County District Court	53,277		283	1,546	1,829	2,245 ^g	205	207
Lyon County								
Canal Justice Court	18,936	1	378	911	1,289	1,211	763	743
Dayton Justice Court	22,214	1	397	786	1,183	1,083	2,286	2,255
Walker River Justice Court	12,127	1	516	556	1,072	1,021	1,603	1,491
Fernley Municipal Court	18,936	1	434	0	434	374	2,942	3,045
Yerington Municipal Court	3,191	1	168	0	168	167	142	132
Fourth Judicial District	53,551	2	641	2,178	2,819	3,220	332	357
Elko County District Court	53,551		641	2,178	2,819	3,220	332	357
Elko County								
Carlin Justice Court	2,948	1 *	93	111	204	202	552	501
Eastline Justice Court	4,478	1 *	109	105	214	185	544	519
Elko Justice Court	41,580	1 *	1,513	1,293	2,806	2,696 ^g	5,887	5,534
Jackpot Justice Court ^k	1,371	1	50	26	76	101	1,339	1,608
Wells Justice Court	3,174	1 *	231 ^h	54 ^h	285 ^h	138	2,759 ^h	3,116
Carlin Municipal Court	2,727	1 *	82	0	82	93	159	155
Elko Municipal Court	20,714	1 *	321	0	321	300	663	655
Wells Municipal Court	1,371	1 *	24 ^h	0	24 ^h	9	180 ^h	182
West Wendover Municipal Court	4,478	1 *	151	0	151	123	543	429
Fifth Judicial District	46,973	2	406	1,571	1,977	1,556	77	32
Esmeralda County District Court	923		0	21	21	13	3	5
Nye County District Court	46,050		406	1,550	1,956	1,543	74	27
Esmeralda County								
Esmeralda Justice Court	923	1	14	15	29	19	4,477	4,399
Nye County								
Beatty Justice Court	2,103	1	120	31	151	161	1,756	1,698
Pahrump Justice Court	39,266	2	1,477	743	2,220	2,106	4,518	4,240
Tonopah Justice Court	4,681	1	211	73	284	274	4,578	4,059
Sixth Judicial District	17,057	1	117	627	744	762	113	28
Humboldt County District Court	17,057		117	627	744	762 ^l	113	28
Humboldt County								
Union Justice Court	17,057	1	1,048	587	1,635	1,443	6,054	5,737

* The judges in Carlin, Elko, Wells, Eastline (West Wendover), Meadow Valley (Caliente), Boulder, and Mesquite Justice Courts also serve the respective Municipal Courts. Carson City Justice Court data combined with Municipal Court data for the consolidated municipality of Carson City.

^a Totals reflect aggregate information from the Nevada Trial Courts. Information contained herein may reflect non-standard reporting and is noted by subsequent footnotes. See appendix tables B2-B10 for greater detailed statistics and clarifying footnotes.

^b Source: Nevada State Demographer 2015 certified estimates. "Township boundaries may not correspond to incorporated cities, and are estimated using a different method than the city/town estimates. Because of this, they will differ from city estimates."

^c Traffic cases and dispositions include juvenile traffic statistics. Counts include reopened cases.

^d Criminal cases include felony, gross misdemeanor, non-traffic misdemeanor, and criminal appeals. Traffic and parking violations are not included. Counts include reopened cases.

^f Non-criminal cases include civil, family, and juvenile (non-traffic) cases for District Court and civil cases for Justice and Municipal Courts. Counts include reopened cases.

^g Includes administrative case closures.

^h Reopened cases are not reported or are under-reported.

^j Reno Justice Court has six authorized judicial positions, but one position was left unfilled for the entire fiscal year.

^k Jackpot Justice Court closed June 30, 2016.

^l In fiscal year 2016, there were 1,269 and 69,992 administrative closures of older family cases for the 6th and 8th Judicial District Courts, respectively. To provide a better representation of current cases addressed by the Court this fiscal year, these administrative closures were omitted from this table but are noted here for general information.

Source: Uniform System for Judicial Records, Nevada AOC, Research and Statistics Unit.

Table B1. Summary of Population, Judicial Positions, and Cases Processed by Court for Nevada Judiciary, Fiscal Year 2016.^a

Nevada Trial Courts, Population, Judicial Position, and Caseload Summaries (2 of 2)	Population as of 7/1/2015 ^b	Authorized Judicial Positions as of 6/30/2016	Non-Traffic Cases				Traffic & Parking ^c	
			Criminal Cases Filed ^d	Non-Criminal Cases Filed ^f	Total Cases Filed	Total Cases Disposed	Total Cases	Total Dispositions
Seventh Judicial District	17,286	2	206	514	720	677	0	0
Eureka County District Court	1,862		5	33	38	47	(m)	(m)
Lincoln County District Court	5,088		37	87	124	105	(m)	(m)
White Pine County District Court	10,336		164	394	558	525	(m)	(m)
Eureka County								
Beowawe Justice Court ⁿ	(n)	0	0	0	0	12	0	4
Eureka Justice Court	1,862	1	63	23	86	100	832	924
Lincoln County								
Meadow Valley Justice Court	3,430	1 *	111	71	182	156	1,005	935
Pahranagat Valley Justice Court	1,658	1	118	2	120	134 ^g	2,888	2,689
Caliente Municipal Court ^o	1,049	1 *	0	0	0	1	0	1
White Pine County								
Ely (No. 1) Justice Court	10,336	1	334	292	626	567	2,591	2,209
Ely Municipal Court	4,056	1	199 ^h	0	199 ^h	211	433 ^h	438
Eighth Judicial District	2,118,353	52	12,147	92,491	104,638	98,532	0	0
Clark County District Court	2,118,353		12,147	92,491	104,638	98,532 ⁱ	(m)	(m)
Clark County								
Boulder Justice Court	16,402	1 *	121	302	423	492 ^g	1,320	1,093
Bunkerville Justice Court	1,039	1	39	6	45	27	1,238	1,373
Goodsprings Justice Court	4,339	1	248	57	305	290	10,753	12,001
Henderson Justice Court	288,892	3	2,589	5,981	8,570	8,115	5,684	5,787
Las Vegas Justice Court	1,508,014	14	52,143	69,222	121,365	131,962 ^g	145,284 ^p	135,458
Laughlin Justice Court	9,230	1	971	181	1,152	908	7,522	9,640 ^g
Mesquite Justice Court	19,175	1 *	113	235	348	364	0	1
Moapa Justice Court	1,683	1	72	9	81	93	1,133	1,265
Moapa Valley Justice Court	7,198	1	134	72	206	178	706	681
North Las Vegas Justice Court	261,248	3	2,728	6,912	9,640	8,701	1,254	1,674 ^g
Searchlight Justice Court	1,133	1	66	9	75	43	3,291	3,096
Boulder Municipal Court	15,813	1 *	472	3	475	454	3,070	2,981
Henderson Municipal Court	287,828	3	5,267	161	5,428	5,645	21,022	21,619
Las Vegas Municipal Court	620,935	6	22,637	1,856 ^h	24,493 ^h	23,194	59,964	58,506
Mesquite Municipal Court	19,061	1 *	596	6	602	461	1,592	1,179
North Las Vegas Municipal Court	235,395	2	6,508	96	6,604	5,428	18,411	18,704
Ninth Judicial District	48,223	2	274	1,531	1,805	1,043	178	214
Douglas County District Court	48,223		274	1,531	1,805	1,043	178 ^h	214
Douglas County								
East Fork Justice Court	40,377	1	1,304	752	2,056	1,868	7,337	7,124
Tahoe Justice Court	7,846	1	892	162	1,054	906	3,683	3,049
Tenth Judicial District	25,126	1	306	1,750	2,056	1,987	96	107
Churchill County District Court	25,126		306	1,750	2,056	1,987	96	107
Churchill County								
New River Justice Court	25,126	1	874	827	1,701	1,466	4,544	4,032
Fallon Municipal Court	8,770	1	326	1	327	311	396	390
Eleventh Judicial District	17,536	1	176	730	906	670	53	42
Lander County District Court	6,247		48	127	175	125	4	1
Mineral County District Court	4,539		43	127	170	40	2	0
Pershing County District Court	6,750		85	476	561	505	47	41
Lander County								
Argenta Justice Court	5,949	1	211	169	380	390	2,731	2,668
Austin Justice Court	298	1	7	4	11	19 ^g	540	725 ^g
Mineral County								
Hawthorne Justice Court	4,539	1	427	154	581	298 ⁱ	4,546	3,361 ⁱ
Pershing County								
Lake Justice Court	6,750	1	357	182	539	359	3,525	2,651

* The judges in Meadow Valley (Caliente), Boulder, and Mesquite Justice Courts also serve the respective Municipal Courts.

^a Totals reflect aggregate information from the Nevada Trial Courts. Information contained herein may reflect non-standard reporting and is noted by subsequent footnotes. See appendix tables B2-B10 for greater detailed statistics and clarifying footnotes.

^b Source: Nevada State Demographer 2015 certified estimates. "Township boundaries may not correspond to incorporated cities, and are estimated using a different method than the city/town estimates. Because of this, they will differ from city estimates."

^c Traffic cases and dispositions include juvenile traffic statistics. Counts include reopened cases.

^d Criminal cases include felony, gross misdemeanor, non-traffic misdemeanor, and criminal appeals. Traffic and parking violations are not included. Counts include reopened cases.

^f Non-criminal cases include civil, family, and juvenile (non-traffic) cases for District Court and civil cases for Justice and Municipal Courts.

Counts include reopened cases.

^g Includes administrative case closures.

^h Reopened cases are not reported or are under-reported.

ⁱ Incomplete.

^l In fiscal year 2016, there were 1,269 and 69,992 administrative closures of older family cases for the 6th and 8th Judicial District Courts, respectively. To provide a better representation of current cases addressed by the Court this fiscal year, these administrative closures were omitted from this table but are noted here for general information.

^m Juvenile traffic violations handled and reported by Justice Courts.

ⁿ Beowawe Justice Court closed June 30, 2015. Eureka Justice Court disposed older cases during fiscal year 2016.

^o Court had limited case activity during fiscal year 2016.

^p Reopened juvenile traffic cases are not reported.

Source: Uniform System for Judicial Records, Nevada AOC, Research and Statistics Unit.

Table B2. Senior Justices and Judges Assignments, Fiscal Year 2016.

Judicial District (JD)	Assignment Type	Number of Assignments	Number of Hours
First Judicial District		18	364.33
	Case Assignment	7	72.83
	Durational	7	249.50
	Settlement Conference	4	42.00
Second Judicial District		55	2,400.35
	Case Assignment	6	152.25
	Durational	43	672.10
	Specialty Court – Urban	6	1,576.00
Third Judicial District		17	224.58
	Case Assignment	16	216.58
	Durational	1	8.00
Fourth Judicial District		26	420.17
	Case Assignment	18	342.92
	Settlement Conference	8	77.25
Fifth Judicial District		16	301.74
	Case Assignment	11	180.08
	Durational	5	121.66
Sixth Judicial District		28	347.39
	Case Assignment	25	332.72
	Durational	2	2.00
	Settlement Conference	1	12.67
Seventh Judicial District		9	106.08
	Case Assignment	8	83.08
	Durational	1	23.00
Eighth Judicial District		456	6,620.08
	Case Assignment	8	177.25
	Durational	179	3,208.50
	Durational – Family	22	633.00
	Settlement Conference	215	1,731.50
	Short Trial/Settlements – Family	31	865.83
	Specialty Court – Urban	1	4.00
Ninth Judicial District		28	362.00
	Case Assignment	19	224.50
	Durational	5	115.50
	Settlement Conference	4	22.00
Tenth Judicial District		22	214.75
	Case Assignment	15	100.75
	Durational	6	103.00
	Settlement Conference	1	11.00
Eleventh Judicial District		6	58.67
	Case Assignment	4	40.00
	Durational	1	10.00
	Settlement Conference	1	8.67
Supreme Court		4	24.00
	Supreme Court Appeals	1	5.00
	Recusal/Disqualification	2	8.50
	Congested Court Docket	1	10.50
Rural Specialty Courts		8	512.50
Total		693	11,956.64

Table B3: Full Time Equivalent (FTE) Quasi-Judicial Assistance, Fiscal Year 2016

Court	FTE
First Judicial District Courts	1.00
Second Judicial District Court	7.00
Third Judicial District Court	0.55
Fourth Judicial District Court	1.00
Fifth Judicial District Courts	0.12
Sixth Judicial District Court	1.30
Seventh Judicial District Courts	0.05
Eighth Judicial District Court	14.00
Ninth Judicial District Court	0.50
Tenth Judicial District Court	0.58
Eleventh Judicial District Courts	1.60
Carson City Justice Court	0.20
Sparks Justice Court	0.40
Las Vegas Justice Court	1.39
Las Vegas Municipal Court	1.00
Total	30.69

Table B4-1. Criminal Caseload Processed by District Courts in Nevada, Fiscal Year 2016.

District Court, Criminal Caseload, Aggregate (1 of 2)			Felony Total	Gross Misdemeanor Total	Criminal Appeal from Limited Jurisdiction Courts	Totals
Totals	Nevada District Courts	New Filings (cases)	11,217	1,451	176	12,844
		Reopened (cases)	4,565	576	5	5,146
		Grand Total Dispositions	14,771	1,922	139	16,832
		Total Non-Trial Dispositions	11,856	1,542	91	13,489
		Total Bench Trial Dispositions	22	0	0	22
		Total Jury Trial Dispositions	172	8	0	180
		Other Manner of Disposition	2,721	372	48	3,141
1st Judicial District	Carson City District Court	New Filings (cases)	245	42	1	288
		Reopened (cases)	90	11	0	101
		Grand Total Dispositions	239	33	0	272
		Total Non-Trial Dispositions	234	32	0	266
		Total Bench Trial Dispositions	0	0	0	0
		Total Jury Trial Dispositions	1	0	0	1
		Other Manner of Disposition	4	1	0	5
Storey County District Court	New Filings (cases)	9	2	0	11	
	Reopened (cases)	0	0	0	0	
	Grand Total Dispositions	1	0	0	1	
	Total Non-Trial Dispositions	1	0	0	1	
	Total Bench Trial Dispositions	0	0	0	0	
	Total Jury Trial Dispositions	0	0	0	0	
	Other Manner of Disposition	0	0	0	0	
2nd Judicial District	Washoe County District Court	New Filings (cases)	1,653	519	31	2,203
		Reopened (cases)	622	209	0	831
		Grand Total Dispositions	1,607	583	0	2,190
		Total Non-Trial Dispositions	1,118	406	0	1,524
		Total Bench Trial Dispositions	0	0	0	0
		Total Jury Trial Dispositions	30	3	0	33
		Other Manner of Disposition	459	174	0	633
3rd Judicial District	Lyon County District Court	New Filings (cases)	173	33	3	209
		Reopened (cases)	53	21	0	74
		Grand Total Dispositions	193	56	3	252
		Total Non-Trial Dispositions	144	44	1	189
		Total Bench Trial Dispositions	0	0	0	0
		Total Jury Trial Dispositions	3	1	0	4
		Other Manner of Disposition	46	11	2	59
4th Judicial District	Elko County District Court	New Filings (cases)	424	11	2	437
		Reopened (cases)	204	0	0	204
		Grand Total Dispositions	758	16	20	794
		Total Non-Trial Dispositions	437	4	1	442
		Total Bench Trial Dispositions	2	0	0	2
		Total Jury Trial Dispositions	9	0	0	9
		Other Manner of Disposition	310	12	19	341
5th Judicial District	Esmeralda County District Court	New Filings (cases)	0	0	0	0
		Reopened (cases)	0	0	0	0
		Grand Total Dispositions	4	0	1	5
		Total Non-Trial Dispositions	2	0	0	2
		Total Bench Trial Dispositions	0	0	0	0
		Total Jury Trial Dispositions	1	0	0	1
		Other Manner of Disposition	1	0	1	2
Nye County District Court	New Filings (cases)	283	32	0	315	
	Reopened (cases)	74	17	0	91	
	Grand Total Dispositions	307	53	0	360	
	Total Non-Trial Dispositions	257	47	0	304	
	Total Bench Trial Dispositions	0	0	0	0	
	Total Jury Trial Dispositions	9	0	0	9	
	Other Manner of Disposition	41	6	0	47	
6th Judicial District	Humboldt County District Court	New Filings (cases)	82	25	7	114
		Reopened (cases)	1	2	0	3
		Grand Total Dispositions	96	29	12	137
		Total Non-Trial Dispositions	89	27	0	116
		Total Bench Trial Dispositions	0	0	0	0
		Total Jury Trial Dispositions	0	0	0	0
		Other Manner of Disposition	7	2	12	21

Source: Uniform System for Judicial Records, Nevada AOC, Research and Statistics Unit.

Table B4-1. Criminal Caseload Processed by District Courts in Nevada, Fiscal Year 2016.

District Court, Criminal Caseload, Aggregate (2 of 2)		Felony Total	Gross Misdemeanor Total	Criminal Appeal from Limited Jurisdiction Courts	Totals	
7th Judicial District	Eureka County District Court	New Filings (cases)	5	0	0	5
		Reopened (cases)	0	0	0	0
		Grand Total Dispositions	5	0	1	6
		Total Non-Trial Dispositions	2	0	1	3
		Total Bench Trial Dispositions	1	0	0	1
		Total Jury Trial Dispositions Other Manner of Disposition	1 1	0 0	0 0	1 1
	Lincoln County District Court	New Filings (cases)	28	7	1	36
		Reopened (cases)	1	0	0	1
		Grand Total Dispositions	32	7	1	40
		Total Non-Trial Dispositions	24	7	0	31
		Total Bench Trial Dispositions	2	0	0	2
		Total Jury Trial Dispositions Other Manner of Disposition	3 3	0 0	0 1	3 4
White Pine County District Court	New Filings (cases)	127	7	4	138	
	Reopened (cases)	22	4	0	26	
	Grand Total Dispositions	141	19	6	166	
	Total Non-Trial Dispositions	109	15	6	130	
	Total Bench Trial Dispositions	2	0	0	2	
	Total Jury Trial Dispositions Other Manner of Disposition	2 28	0 4	0 0	2 32	
8th Judicial District	Clark County District Court	New Filings (cases)	7,736	707	113	8,556
		Reopened (cases)	3,304	285	2	3,591
		Grand Total Dispositions	10,909	1,050	83	12,042
		Total Non-Trial Dispositions	9,038	901	77	10,016
		Total Bench Trial Dispositions	13	0	0	13
		Total Jury Trial Dispositions Other Manner of Disposition	112 1,746	3 146	0 6	115 1,898
9th Judicial District	Douglas County District Court	New Filings (cases)	152	7	9	168
		Reopened (cases)	100	3	3	106
		Grand Total Dispositions	108	6	6	120
		Total Non-Trial Dispositions	108	6	5	119
		Total Bench Trial Dispositions	0	0	0	0
		Total Jury Trial Dispositions Other Manner of Disposition	0 0	0 0	0 1	0 1
10th Judicial District	Churchill County District Court	New Filings (cases)	187	36	5	228
		Reopened (cases)	63	15	0	78
		Grand Total Dispositions	255	47	6	308
		Total Non-Trial Dispositions	185	33	0	218
		Total Bench Trial Dispositions	0	0	0	0
		Total Jury Trial Dispositions Other Manner of Disposition	1 69	0 14	0 6	1 89
11th Judicial District	Lander County District Court	New Filings (cases)	28	14	0	42
		Reopened (cases)	3	3	0	6
		Grand Total Dispositions	15	13	0	28
		Total Non-Trial Dispositions	15	13	0	28
		Total Bench Trial Dispositions	0	0	0	0
		Total Jury Trial Dispositions Other Manner of Disposition	0 0	0 0	0 0	0 0
	Mineral County District Court	New Filings (cases)	35	4	0	39
		Reopened (cases)	2	2	0	4
		Grand Total Dispositions	14	3	0	17
		Total Non-Trial Dispositions	12	2	0	14
		Total Bench Trial Dispositions	2	0	0	2
		Total Jury Trial Dispositions Other Manner of Disposition	0 0	0 1	0 0	0 1
Pershing County District Court	New Filings (cases)	50	5	0	55	
	Reopened (cases)	26	4	0	30	
	Grand Total Dispositions	87	7	0	94	
	Total Non-Trial Dispositions	81	5	0	86	
	Total Bench Trial Dispositions	0	0	0	0	
	Total Jury Trial Dispositions Other Manner of Disposition	0 6	1 1	0 0	1 7	

Source: Uniform System for Judicial Records, Nevada AOC, Research and Statistics Unit.

Table B4-2. Criminal Caseload Processed by District Courts in Nevada, Fiscal Year 2016.

District Court, Criminal Caseload, Felony (1 of 3)			Crimes Against Persons, Felony	Domestic Violence, Felony	Elder Abuse, Felony	Child Abuse & Neglect, Felony	Protection Order Violation, Felony	Crimes Against Property, Felony	Drugs, Felony	Weapons, Felony	Motor Vehicle - DUI, Felony	Motor Vehicle - Reckless, Felony	Motor Vehicle - Other, Felony	Public Order, Felony	Other, Felony
Totals	Nevada District Courts	New Filings (cases)	2,571	216	15	182	7	4,462	2,431	533	441	37	84	53	185
		Reopened (cases)	944	21	6	74	5	2,232	953	201	30	9	15	21	54
		Charges	6,082	382	19	351	8	7,688	3,630	1,148	478	42	162	234	272
		Grand Total Dispositions	3,314	196	11	243	13	6,404	3,106	623	436	51	92	83	199
		Total Non-Trial Dispositions	2,645	167	9	196	10	5,165	2,426	510	377	45	76	64	166
		Total Bench Trial Dispositions	7	1	0	0	0	7	6	0	0	0	1	0	0
		Total Jury Trial Dispositions	110	7	0	3	0	20	13	7	5	0	2	3	2
	Other Manner of Disposition	552	21	2	44	3	1,212	661	106	54	6	13	16	31	
1st Judicial District	Carson City District Court	New Filings (cases)	39	3	0	2	0	60	102	8	15	1	5	0	10
		Reopened (cases)	21	0	1	1	0	21	36	2	4	0	1	1	2
		Charges	58	3	0	2	0	77	113	10	15	1	5	0	13
		Grand Total Dispositions	27	2	0	1	1	66	107	7	16	1	5	0	6
		Total Non-Trial Dispositions	27	1	0	1	0	66	104	7	16	1	5	0	6
		Total Bench Trial Dispositions	0	0	0	0	0	0	0	0	0	0	0	0	0
		Total Jury Trial Dispositions	0	0	0	0	0	0	1	0	0	0	0	0	0
	Other Manner of Disposition	0	1	0	0	1	0	2	0	0	0	0	0	0	
	Storey County District Court	New Filings (cases)	4	0	0	0	0	2	3	0	0	0	0	0	0
	Reopened (cases)	0	0	0	0	0	0	0	0	0	0	0	0	0	
	Charges	9	0	0	0	0	2	3	0	0	0	1	0	0	
	Grand Total Dispositions	0	0	0	0	0	0	0	0	1	0	0	0	0	
	Total Non-Trial Dispositions	0	0	0	0	0	0	0	0	1	0	0	0	0	
	Total Bench Trial Dispositions	0	0	0	0	0	0	0	0	0	0	0	0	0	
	Total Jury Trial Dispositions	0	0	0	0	0	0	0	0	0	0	0	0	0	
	Other Manner of Disposition	0	0	0	0	0	0	0	0	0	0	0	0	0	
2nd Judicial District	Washoe County District Court	New Filings (cases)	321	25	2	13	1	631	446	78	83	3	23	0	27
		Reopened (cases)	86	3	3	4	0	301	178	21	5	0	4	3	14
		Charges	563	40	4	16	1	819	543	143	89	3	43	2	39
		Grand Total Dispositions	280	19	1	14	0	696	440	57	51	2	19	3	25
		Total Non-Trial Dispositions	197	12	0	10	0	474	302	44	47	1	14	1	16
		Total Bench Trial Dispositions	0	0	0	0	0	0	0	0	0	0	0	0	0
		Total Jury Trial Dispositions	13	2	0	0	0	6	5	1	2	0	1	0	0
	Other Manner of Disposition	70	5	1	4	0	216	133	12	2	1	4	2	9	
	Lyon County District Court	New Filings (cases)	33	1	0	7	0	38	69	7	10	1	2	1	4
	Reopened (cases)	12	0	0	1	0	17	21	0	1	0	0	0	1	
	Charges	47	1	0	11	0	53	79	13	11	1	2	1	5	
	Grand Total Dispositions	40	1	0	6	0	62	56	4	15	1	1	3	4	
	Total Non-Trial Dispositions	24	1	0	6	0	44	46	3	14	1	1	2	2	
	Total Bench Trial Dispositions	0	0	0	0	0	0	0	0	0	0	0	0	0	
	Total Jury Trial Dispositions	3	0	0	0	0	0	0	0	0	0	0	0	0	
	Other Manner of Disposition	13	0	0	0	0	18	10	1	1	0	0	1	2	
4th Judicial District	Elko County District Court	New Filings (cases)	89	0	1	7	0	106	190	10	17	0	0	1	3
		Reopened (cases)	28	0	0	1	0	75	90	3	7	0	0	0	0
		Charges	167	0	1	16	0	327	308	81	18	0	1	1	18
		Grand Total Dispositions	138	4	1	9	0	218	315	15	50	0	3	3	2
		Total Non-Trial Dispositions	72	0	1	3	0	125	195	10	28	0	0	1	2
		Total Bench Trial Dispositions	2	0	0	0	0	0	0	0	0	0	0	0	0
		Total Jury Trial Dispositions	3	0	0	2	0	1	0	2	1	0	0	0	0
	Other Manner of Disposition	61	4	0	4	0	92	120	3	21	0	3	2	0	

Source: Uniform System for Judicial Records, Nevada AOC, Research and Statistics Unit.

Table B4-2. Criminal Caseload Processed by District Courts in Nevada, Fiscal Year 2016.

District Court, Criminal Caseload, Felony (2 of 3)			Crimes Against Persons, Felony	Domestic Violence, Felony	Elder Abuse, Felony	Child Abuse & Neglect, Felony	Protection Order Violation, Felony	Crimes Against Property, Felony	Drugs, Felony	Weapons, Felony	Motor Vehicle - DUI, Felony	Motor Vehicle - Reckless, Felony	Motor Vehicle - Other, Felony	Public Order, Felony	Other, Felony	
5th Judicial District	Esmeralda County District Court	New Filings (cases)	0	0	0	0	0	0	0	0	0	0	0	0	0	
		Reopened (cases)	0	0	0	0	0	0	0	0	0	0	0	0	0	0
		Charges	0	0	0	0	0	0	0	0	0	0	0	0	0	0
		Grand Total Dispositions	2	0	0	0	0	0	0	1	1	0	0	0	0	0
		Total Non-Trial Dispositions	0	0	0	0	0	0	0	1	1	0	0	0	0	0
		Total Bench Trial Dispositions	0	0	0	0	0	0	0	0	0	0	0	0	0	0
	Total Jury Trial Dispositions	1	0	0	0	0	0	0	0	0	0	0	0	0	0	
	Other Manner of Disposition	1	0	0	0	0	0	0	0	0	0	0	0	0	0	
	Nye County District Court	New Filings (cases)	69	0	1	3	1	74	106	11	4	1	1	0	12	
		Reopened (cases)	5	0	0	0	1	25	39	1	1	0	0	0	2	
		Charges	169	0	1	6	1	84	132	28	4	1	1	0	15	
		Grand Total Dispositions	62	0	0	2	3	86	125	10	4	1	0	2	12	
		Total Non-Trial Dispositions	56	0	0	2	2	73	105	8	3	1	0	0	7	
		Total Bench Trial Dispositions	0	0	0	0	0	0	0	0	0	0	0	0	0	
Total Jury Trial Dispositions		2	0	0	0	0	2	1	1	0	0	0	1	2		
Other Manner of Disposition		4	0	0	1	1	11	19	1	1	0	0	1	3		
6th Judicial District	Humboldt County District Court	New Filings (cases)	14	1	0	0	0	8	55	0	4	0	0	0		
		Reopened (cases)	0	0	0	0	0	0	1	0	0	0	0	0		
		Charges	18	2	0	0	0	10	87	0	4	0	0	0		
		Grand Total Dispositions	17	1	0	0	0	13	61	0	4	0	0	0		
		Total Non-Trial Dispositions	15	1	0	0	0	13	56	0	4	0	0	0		
		Total Bench Trial Dispositions	0	0	0	0	0	0	0	0	0	0	0	0		
		Total Jury Trial Dispositions	0	0	0	0	0	0	0	0	0	0	0	0		
Other Manner of Disposition	2	0	0	0	0	0	5	0	0	0	0	0				
7th Judicial District	Eureka County District Court	New Filings (cases)	1	0	0	0	0	0	2	0	0	0	0	2		
		Reopened (cases)	0	0	0	0	0	0	0	0	0	0	0	0		
		Charges	1	0	0	0	0	0	4	0	0	0	0	7		
		Grand Total Dispositions	4	0	0	0	0	0	1	0	0	0	0	0		
		Total Non-Trial Dispositions	1	0	0	0	0	0	1	0	0	0	0	0		
		Total Bench Trial Dispositions	1	0	0	0	0	0	0	0	0	0	0	0		
	Total Jury Trial Dispositions	1	0	0	0	0	0	0	0	0	0	0	0			
	Other Manner of Disposition	1	0	0	0	0	0	0	0	0	0	0	0			
	Lincoln County District Court	New Filings (cases)	7	0	0	0	0	5	11	0	3	0	0	2		
		Reopened (cases)	0	0	0	0	0	0	1	0	0	0	0	0		
		Charges	9	0	0	0	0	9	13	0	4	0	0	2		
		Grand Total Dispositions	3	0	0	0	0	8	17	0	3	0	0	1		
		Total Non-Trial Dispositions	2	0	0	0	0	6	14	0	1	0	0	1		
		Total Bench Trial Dispositions	0	0	0	0	0	1	1	0	0	0	0	0		
Total Jury Trial Dispositions	0	0	0	0	0	1	2	0	0	0	0	0				
Other Manner of Disposition	1	0	0	0	0	0	0	0	2	0	0	0				
White Pine County District Court	New Filings (cases)	16	4	0	0	0	18	81	4	1	0	0	3			
	Reopened (cases)	3	0	0	1	0	5	10	0	0	0	0	1			
	Charges	39	10	0	0	0	47	191	11	1	0	0	4			
	Grand Total Dispositions	10	3	0	4	0	23	82	5	6	0	0	4			
	Total Non-Trial Dispositions	10	3	0	3	0	18	61	5	4	0	0	2			
	Total Bench Trial Dispositions	0	0	0	0	0	1	1	0	0	0	0	0			
Total Jury Trial Dispositions	0	0	0	0	0	0	0	0	1	0	0	1				
Other Manner of Disposition	0	0	0	1	0	4	20	0	1	0	0	1				

Source: Uniform System for Judicial Records, Nevada AOC, Research and Statistics Unit.

Table B4-2. Criminal Caseload Processed by District Courts in Nevada, Fiscal Year 2016.

District Court, Criminal Caseload, Felony (3 of 3)				Crimes Against Persons, Felony	Domestic Violence, Felony	Elder Abuse, Felony	Child Abuse & Neglect, Felony	Protection Order Violation, Felony	Crimes Against Property, Felony	Drugs, Felony	Weapons, Felony	Motor Vehicle - DUI, Felony	Motor Vehicle - Reckless, Felony	Motor Vehicle - Other, Felony	Public Order, Felony	Other, Felony
8th Judicial District	Clark County	Clark County District Court	New Filings (cases)	1,883	179	10	147	4	3,432	1,160	404	274	30	50	50	113
			Reopened (cases)	717	17	2	65	4	1,744	521	171	6	9	9	15	24
			Charges	4,862	323	12	297	4	6,133	1,862	843	298	35	106	226	151
			Grand Total Dispositions	2,634	166	7	203	7	5,110	1,712	515	260	46	58	67	124
			Total Non-Trial Dispositions	2,157	149	6	168	6	4,254	1,378	424	235	41	51	57	112
			Total Bench Trial Dispositions	3	1	0	0	0	5	3	0	0	0	1	0	0
	Total Jury Trial Dispositions	86	5	0	1	0	10	4	3	1	0	1	1	0		
	Other Manner of Disposition	388	11	1	34	1	841	327	88	24	5	5	9	12		
9th Judicial District	Douglas County	Douglas County District Court	New Filings (cases)	39	2	1	1	1	35	52	7	13	1	0	0	0
			Reopened (cases)	58	1	0	0	0	10	21	1	5	0	0	0	4
			Charges	65	2	1	1	1	50	63	9	13	1	0	0	0
			Grand Total Dispositions	24	0	1	0	1	29	35	4	14	0	0	0	0
			Total Non-Trial Dispositions	24	0	1	0	1	29	35	4	14	0	0	0	0
			Total Bench Trial Dispositions	0	0	0	0	0	0	0	0	0	0	0	0	0
	Total Jury Trial Dispositions	0	0	0	0	0	0	0	0	0	0	0	0	0		
	Other Manner of Disposition	0	0	0	0	0	0	0	0	0	0	0	0	0		
10th Judicial District	Churchill County	Churchill County District Court	New Filings (cases)	32	0	0	2	0	42	90	1	11	0	2	1	6
			Reopened (cases)	7	0	0	1	0	31	20	1	0	0	0	0	3
			Charges	36	0	0	2	1	62	114	3	11	0	2	4	12
			Grand Total Dispositions	39	0	1	3	1	83	96	2	10	0	3	1	16
			Total Non-Trial Dispositions	29	0	1	2	1	54	72	1	9	0	2	1	13
			Total Bench Trial Dispositions	0	0	0	0	0	0	0	0	0	0	0	0	0
	Total Jury Trial Dispositions	1	0	0	0	0	0	0	0	0	0	0	0	0		
	Other Manner of Disposition	9	0	0	1	0	29	24	1	1	0	1	0	3		
11th Judicial District	Lander County	Lander County District Court	New Filings (cases)	5	0	0	0	0	8	14	0	1	0	0	0	0
			Reopened (cases)	0	0	0	0	0	2	1	0	0	0	0	0	
			Charges	6	0	0	0	0	10	19	0	1	0	0	0	
			Grand Total Dispositions	4	0	0	0	0	5	6	0	0	0	0	0	
			Total Non-Trial Dispositions	4	0	0	0	0	5	6	0	0	0	0	0	
			Total Bench Trial Dispositions	0	0	0	0	0	0	0	0	0	0	0	0	
		Total Jury Trial Dispositions	0	0	0	0	0	0	0	0	0	0	0	0		
		Other Manner of Disposition	0	0	0	0	0	0	0	0	0	0	0	0		
	Mineral County	Mineral County District Court	New Filings (cases)	6	1	0	0	0	0	22	2	2	0	0	0	2
			Reopened (cases)	0	0	0	0	0	0	0	1	0	0	1	0	
			Charges	8	1	0	0	0	0	31	6	2	0	0	0	5
			Grand Total Dispositions	4	0	0	0	0	0	9	0	0	0	1	0	
			Total Non-Trial Dispositions	3	0	0	0	0	0	8	0	0	0	1	0	
			Total Bench Trial Dispositions	1	0	0	0	0	0	1	0	0	0	0	0	
		Total Jury Trial Dispositions	0	0	0	0	0	0	0	0	0	0	0	0		
	Other Manner of Disposition	0	0	0	0	0	0	0	0	0	0	0	0			
Pershing County	Pershing County District Court	New Filings (cases)	13	0	0	0	0	3	28	1	3	0	1	0	1	
		Reopened (cases)	7	0	0	0	0	1	14	0	1	0	0	0	3	
		Charges	25	0	0	0	0	5	68	1	7	0	1	0	1	
		Grand Total Dispositions	26	0	0	1	0	5	43	3	2	0	2	0	5	
		Total Non-Trial Dispositions	24	0	0	1	0	4	42	3	1	0	2	0	4	
		Total Bench Trial Dispositions	0	0	0	0	0	0	0	0	0	0	0	0	0	
	Total Jury Trial Dispositions	0	0	0	0	0	0	0	0	0	0	0	0	0		
	Other Manner of Disposition	2	0	0	0	0	1	1	0	1	0	0	0	1		

Source: Uniform System for Judicial Records, Nevada AOC, Research and Statistics Unit.

Table B4-2. Criminal Caseload Processed by District Courts in Nevada, Fiscal Year 2016.

District Court, Criminal Caseload, Gross Misdemeanor (1 of 3)			Crimes Against Persons, Gross Misdemeanor	Domestic Violence, Gross Misdemeanor	Elder Abuse, Gross Misdemeanor	Child Abuse & Neglect, Gross Misdemeanor	Protection Order Violation, Gross Misdemeanor	Crimes Against Property, Gross Misdemeanor	Drugs, Gross Misdemeanor	Weapons, Gross Misdemeanor	Motor Vehicle - Other, Gross Misdemeanor	Public Order, Gross Misdemeanor	Other, Gross Misdemeanor	
Totals	Nevada	New Filings (cases)	393	3	3	143	12	572	53	85	4	10	173	
	District Courts	Reopened (cases)	127	0	0	75	0	235	37	39	2	3	58	
		Charges	564	5	7	177	13	842	121	135	5	17	252	
		Grand Total Dispositions	528	3	8	194	7	733	102	112	2	16	217	
		Total Non-Trial Dispositions	436	3	5	152	6	567	83	90	2	12	186	
		Total Bench Trial Dispositions	0	0	0	0	0	0	0	0	0	0	0	
		Total Jury Trial Dispositions	3	0	0	0	0	2	0	1	0	0	2	
	Other Manner of Disposition	89	0	3	42	1	164	19	21	0	4	29		
1st Judicial District	Carson City	New Filings (cases)	17	0	1	2	0	13	7	0	0	0	2	
		District Court	3	0	0	0	0	4	1	0	0	0	3	
		Reopened (cases)	22	0	1	3	0	13	7	0	0	0	6	
		Charges	22	0	1	3	0	13	7	0	0	0	6	
		Grand Total Dispositions	13	0	1	2	0	11	3	0	0	0	3	
		Total Non-Trial Dispositions	13	0	1	2	0	10	3	0	0	0	0	3
		Total Bench Trial Dispositions	0	0	0	0	0	0	0	0	0	0	0	0
Total Jury Trial Dispositions	0	0	0	0	0	0	0	0	0	0	0	0		
Other Manner of Disposition	0	0	0	0	0	1	0	0	0	0	0	0		
Storey County	District Court	New Filings (cases)	0	0	0	0	0	2	0	0	0	0	0	
		Reopened (cases)	0	0	0	0	0	0	0	0	0	0	0	
		Charges	0	0	0	0	0	2	0	1	0	0	0	
		Grand Total Dispositions	0	0	0	0	0	0	0	0	0	0	0	
		Total Non-Trial Dispositions	0	0	0	0	0	0	0	0	0	0	0	0
		Total Bench Trial Dispositions	0	0	0	0	0	0	0	0	0	0	0	0
		Total Jury Trial Dispositions	0	0	0	0	0	0	0	0	0	0	0	0
Other Manner of Disposition	0	0	0	0	0	0	0	0	0	0	0	0		
2nd Judicial District	Washoe County	New Filings (cases)	114	1	0	34	10	265	14	37	1	5	38	
		District Court	27	0	0	16	0	109	27	12	1	1	16	
		Reopened (cases)	154	1	1	41	10	338	82	53	2	9	48	
		Charges	110	0	1	36	4	275	70	39	0	4	44	
		Grand Total Dispositions	75	0	0	23	3	183	58	31	0	2	31	
		Total Non-Trial Dispositions	0	0	0	0	0	0	0	0	0	0	0	0
		Total Bench Trial Dispositions	0	0	0	0	0	0	0	0	0	0	0	0
Total Jury Trial Dispositions	2	0	0	0	0	1	0	0	0	0	0	0		
Other Manner of Disposition	33	0	1	13	1	91	12	8	0	2	13			
3rd Judicial District	Lyon County	New Filings (cases)	11	0	0	1	0	10	7	3	0	0	1	
		District Court	7	0	0	2	0	8	3	1	0	0	0	
		Reopened (cases)	18	0	0	2	0	16	7	4	0	0	1	
		Charges	19	0	0	3	0	23	6	5	0	0	0	
		Grand Total Dispositions	16	0	0	2	0	18	5	3	0	0	0	
		Total Non-Trial Dispositions	0	0	0	0	0	0	0	0	0	0	0	0
		Total Bench Trial Dispositions	0	0	0	0	0	0	0	0	1	0	0	0
Total Jury Trial Dispositions	3	0	0	1	0	5	1	1	0	0	0			
Other Manner of Disposition	3	0	0	1	0	5	1	1	0	0	0			
4th Judicial District	Elko County	New Filings (cases)	2	0	0	1	0	2	6	0	0	0	0	
		District Court	0	0	0	0	0	0	0	0	0	0	0	
		Reopened (cases)	4	0	0	1	0	2	6	0	0	0	0	
		Charges	6	0	0	0	0	4	3	1	0	2	0	
		Grand Total Dispositions	3	0	0	0	0	1	0	0	0	0	0	
		Total Non-Trial Dispositions	0	0	0	0	0	0	0	0	0	0	0	0
		Total Bench Trial Dispositions	0	0	0	0	0	0	0	0	0	0	0	0
Total Jury Trial Dispositions	0	0	0	0	0	0	0	0	0	0	0	0		
Other Manner of Disposition	3	0	0	0	0	3	3	1	0	2	0			

Source: Uniform System for Judicial Records, Nevada AOC, Research and Statistics Unit.

Table B4-2. Criminal Caseload Processed by District Courts in Nevada, Fiscal Year 2016.

District Court, Criminal Caseload, Gross Misdemeanor (2 of 3)			Crimes Against Persons, Gross Misdemeanor	Domestic Violence, Gross Misdemeanor	Elder Abuse, Gross Misdemeanor	Child Abuse & Neglect, Gross Misdemeanor	Protection Order Violation, Gross Misdemeanor	Crimes Against Property, Gross Misdemeanor	Drugs, Gross Misdemeanor	Weapons, Gross Misdemeanor	Motor Vehicle - Other, Gross Misdemeanor	Public Order, Gross Misdemeanor	Other, Gross Misdemeanor	
5th Judicial District	Esmeralda County District Court	New Filings (cases)	0	0	0	0	0	0	0	0	0	0	0	
		Reopened (cases)	0	0	0	0	0	0	0	0	0	0	0	
		Charges	0	0	0	0	0	0	0	0	0	0	0	0
		Grand Total Dispositions	0	0	0	0	0	0	0	0	0	0	0	0
		Total Non-Trial Dispositions	0	0	0	0	0	0	0	0	0	0	0	0
	Total Bench Trial Dispositions	0	0	0	0	0	0	0	0	0	0	0	0	
	Total Jury Trial Dispositions	0	0	0	0	0	0	0	0	0	0	0	0	
	Other Manner of Disposition	0	0	0	0	0	0	0	0	0	0	0	0	
	Nye County District Court	New Filings (cases)	12	0	0	2	1	12	0	2	0	1	2	
		Reopened (cases)	3	0	0	1	0	10	1	1	1	0	0	
Charges		19	0	0	3	1	13	0	2	0	1	2		
Grand Total Dispositions		12	0	1	3	2	24	3	3	0	2	3		
Total Non-Trial Dispositions		12	0	1	3	2	19	2	3	0	2	3		
Total Bench Trial Dispositions	0	0	0	0	0	0	0	0	0	0	0			
Total Jury Trial Dispositions	0	0	0	0	0	0	0	0	0	0	0			
Other Manner of Disposition	0	0	0	0	0	5	1	0	0	0	0	0		
6th Judicial District	Humboldt County District Court	New Filings (cases)	7	0	0	1	0	10	6	1	0	0	0	
		Reopened (cases)	1	0	0	0	0	1	0	0	0	0	0	
		Charges	7	0	0	1	0	11	6	1	0	0	0	
		Grand Total Dispositions	8	0	0	0	0	14	6	1	0	0	0	
		Total Non-Trial Dispositions	7	0	0	0	0	13	6	1	0	0	0	
		Total Bench Trial Dispositions	0	0	0	0	0	0	0	0	0	0	0	
Total Jury Trial Dispositions	0	0	0	0	0	0	0	0	0	0	0			
Other Manner of Disposition	1	0	0	0	0	1	0	0	0	0	0	0		
7th Judicial District	Eureka County District Court	New Filings (cases)	0	0	0	0	0	0	0	0	0	0	0	
		Reopened (cases)	0	0	0	0	0	0	0	0	0	0	0	
		Charges	0	0	0	0	0	0	0	0	0	0	0	
		Grand Total Dispositions	0	0	0	0	0	0	0	0	0	0	0	
		Total Non-Trial Dispositions	0	0	0	0	0	0	0	0	0	0	0	
	Total Bench Trial Dispositions	0	0	0	0	0	0	0	0	0	0	0		
	Total Jury Trial Dispositions	0	0	0	0	0	0	0	0	0	0	0		
	Other Manner of Disposition	0	0	0	0	0	0	0	0	0	0	0	0	
	Lincoln County District Court	New Filings (cases)	5	1	0	0	0	0	1	0	0	0	0	
		Reopened (cases)	0	0	0	0	0	0	0	0	0	0	0	
		Charges	5	2	0	0	0	0	1	0	0	0	0	
		Grand Total Dispositions	4	1	0	0	0	0	0	1	0	1	0	
		Total Non-Trial Dispositions	4	1	0	0	0	0	0	1	0	1	0	
	Total Bench Trial Dispositions	0	0	0	0	0	0	0	0	0	0	0		
	Total Jury Trial Dispositions	0	0	0	0	0	0	0	0	0	0	0		
Other Manner of Disposition	0	0	0	0	0	0	0	0	0	0	0	0		
White Pine County District Court	New Filings (cases)	2	1	0	0	0	1	0	0	0	0	3		
	Reopened (cases)	2	0	0	0	0	1	0	0	0	1	0		
	Charges	4	2	0	0	0	1	0	0	0	0	4		
	Grand Total Dispositions	7	1	0	1	0	2	1	0	0	2	5		
	Total Non-Trial Dispositions	5	1	0	1	0	1	0	0	0	2	5		
Total Bench Trial Dispositions	0	0	0	0	0	0	0	0	0	0	0			
Total Jury Trial Dispositions	0	0	0	0	0	0	0	0	0	0	0			
Other Manner of Disposition	2	0	0	0	0	1	1	0	0	0	0	0		

Source: Uniform System for Judicial Records, Nevada AOC, Research and Statistics Unit.

Table B4-2. Criminal Caseload Processed by District Courts in Nevada, Fiscal Year 2016.

District Court, Criminal Caseload, Gross Misdemeanor (3 of 3)				Crimes Against Persons, Gross Misdemeanor	Domestic Violence, Gross Misdemeanor	Elder Abuse, Gross Misdemeanor	Child Abuse & Neglect, Gross Misdemeanor	Protection Order Violation, Gross Misdemeanor	Crimes Against Property, Gross Misdemeanor	Drugs, Gross Misdemeanor	Weapons, Gross Misdemeanor	Motor Vehicle - Other, Gross Misdemeanor	Public Order, Gross Misdemeanor	Other, Gross Misdemeanor	
8th Judicial District	Clark County	Clark County District Court	New Filings (cases)	206	0	2	94	1	239	6	38	2	3	116	
			Reopened (cases)	78	0	0	54	0	91	1	23	0	1	37	
			Charges	313	0	5	118	2	426	6	70	2	6	180	
			Grand Total Dispositions	327	1	4	144	1	353	7	57	1	4	151	
			Total Non-Trial Dispositions	280	1	2	118	1	305	6	47	1	4	136	
			Total Bench Trial Dispositions	0	0	0	0	0	0	0	0	0	0	0	
	Total Jury Trial Dispositions	1	0	0	0	0	1	0	0	0	0	1			
	Other Manner of Disposition	46	0	2	26	0	47	1	10	0	0	14			
9th Judicial District	Douglas County	Douglas County District Court	New Filings (cases)	1	0	0	3	0	2	1	0	0	0	0	
			Reopened (cases)	0	0	0	0	0	0	3	0	0	0	0	
			Charges	1	0	0	3	0	2	1	0	0	0	0	
			Grand Total Dispositions	1	0	0	0	0	4	1	0	0	0	0	
			Total Non-Trial Dispositions	1	0	0	0	0	4	1	0	0	0	0	
			Total Bench Trial Dispositions	0	0	0	0	0	0	0	0	0	0	0	
	Total Jury Trial Dispositions	0	0	0	0	0	0	0	0	0	0	0			
	Other Manner of Disposition	0	0	0	0	0	0	0	0	0	0	0			
10th Judicial District	Churchill County	Churchill County District Court	New Filings (cases)	9	0	0	3	0	13	2	4	0	1	4	
			Reopened (cases)	1	0	0	2	0	9	0	1	0	0	2	
			Charges	10	0	0	3	0	15	2	4	0	1	4	
			Grand Total Dispositions	10	0	0	3	0	20	2	4	0	1	7	
			Total Non-Trial Dispositions	10	0	0	1	0	11	2	3	0	1	5	
			Total Bench Trial Dispositions	0	0	0	0	0	0	0	0	0	0	0	
	Total Jury Trial Dispositions	0	0	0	0	0	0	0	0	0	0	0			
	Other Manner of Disposition	0	0	0	2	0	9	0	1	0	0	2			
11th Judicial District	Lander County	Lander County District Court	New Filings (cases)	4	0	0	2	0	2	3	0	0	0	3	
			Reopened (cases)	0	0	0	0	0	1	1	1	0	0	0	
			Charges	4	0	0	2	0	2	3	0	0	0	3	
			Grand Total Dispositions	5	0	1	2	0	2	0	1	0	0	2	
			Total Non-Trial Dispositions	5	0	1	2	0	2	0	1	0	0	2	
			Total Bench Trial Dispositions	0	0	0	0	0	0	0	0	0	0	0	
		Total Jury Trial Dispositions	0	0	0	0	0	0	0	0	0	0	0		
		Other Manner of Disposition	0	0	0	0	0	0	0	0	0	0	0		
	Mineral County	Mineral County District Court	New Filings (cases)	2	0	0	0	0	1	0	0	0	0	0	1
			Reopened (cases)	2	0	0	0	0	0	0	0	0	0	0	0
			Charges	2	0	0	0	0	1	0	0	0	0	1	
			Grand Total Dispositions	3	0	0	0	0	0	0	0	0	0	0	
			Total Non-Trial Dispositions	2	0	0	0	0	0	0	0	0	0	0	
			Total Bench Trial Dispositions	0	0	0	0	0	0	0	0	0	0	0	
		Total Jury Trial Dispositions	0	0	0	0	0	0	0	0	0	0	0		
	Other Manner of Disposition	1	0	0	0	0	0	0	0	0	0	0			
Pershing County	Pershing County District Court	New Filings (cases)	1	0	0	0	0	0	0	0	0	1	0	3	
		Reopened (cases)	3	0	0	0	0	1	0	0	0	0	0	0	
		Charges	1	0	0	0	0	0	0	0	1	0	3		
		Grand Total Dispositions	3	0	0	0	0	1	0	0	1	0	2		
		Total Non-Trial Dispositions	3	0	0	0	0	0	0	0	0	1	0	1	
		Total Bench Trial Dispositions	0	0	0	0	0	0	0	0	0	0	0	0	
	Total Jury Trial Dispositions	0	0	0	0	0	0	0	0	0	0	0	1		
	Other Manner of Disposition	0	0	0	0	0	1	0	0	0	0	0	0		

Source: Uniform System for Judicial Records, Nevada AOC, Research and Statistics Unit.

Table B5-1. Civil Caseload Processed by District Courts in Nevada, Fiscal Year 2016.

District Court, Civil Aggregates (1 of 3)			Real Property	Tort	Probate	Construction Defect	Contract	Judicial Review/ Appeal	Civil Writ	Other Civil	Totals
Totals^a	Nevada District Courts	New Filings (cases)	1,479	8,729	5,041	156	3,231	1,331	452	7,040	27,459
		Reopened (cases)	150	225	190	10	171	29	13	224	1,012
		Grand Total Dispositions	1,486	7,950	4,424	104	3,376	1,175	247	6,115	24,877
		Total Non-Trial Dispositions	1,361	7,691	3,047	103	3,169	973	115	5,378	21,837
		Total Bench Trial Dispositions	44	22	3	0	54	7	3	31	164
		Total Jury Trial Dispositions	6	109	0	1	13	0	0	8	137
		Other Manner of Disposition	75	128	1,374	0	140	195	129	698	2,739
1st Judicial District	Carson City District Court	New Filings (cases)	11	95	136	0	35	100	12	140	529
		Reopened (cases)	0	2	1	0	0	1	0	3	7
		Grand Total Dispositions	9	82	47	1	34	96	8	110	387
		Total Non-Trial Dispositions	9	81	39	1	34	94	8	102	368
		Total Bench Trial Dispositions	0	0	0	0	0	0	0	3	3
		Total Jury Trial Dispositions	0	1	0	0	0	0	0	0	1
		Other Manner of Disposition	0	0	8	0	0	2	0	5	15
	Storey County District Court	New Filings (cases)	3	2	12	0	1	3	2	6	29
		Reopened (cases)	0	0	0	0	0	0	0	0	0
		Grand Total Dispositions	5	6	12	0	3	6	4	2	38
Total Non-Trial Dispositions		5	6	6	0	3	3	1	2	26	
Total Bench Trial Dispositions		0	0	0	0	0	0	0	0	0	
	Total Jury Trial Dispositions	0	0	0	0	0	0	0	0	0	
	Other Manner of Disposition	0	0	6	0	0	3	3	0	12	
2nd Judicial District	Washoe County District Court	New Filings (cases)	111	609	720	36	214	303	21	1,206	3,220
		Reopened (cases)	10	28	9	0	47	9	1	42	146
		Grand Total Dispositions	127	661	1,151	17	336	262	20	924	3,498
		Total Non-Trial Dispositions	97	577	56	17	296	111	9	399	1,562
		Total Bench Trial Dispositions	0	3	0	0	1	2	0	3	9
		Total Jury Trial Dispositions	0	10	0	0	3	0	0	2	15
	Other Manner of Disposition	30	71	1,095	0	36	149	11	520	1,912	
3rd Judicial District	Lyon County District Court	New Filings (cases)	28	17	104	0	38	6	5	56	254
		Reopened (cases)	1	0	15	0	3	0	0	5	24
		Grand Total Dispositions^b	40	40	285	2	89	9	12	72	549 ^b
		Total Non-Trial Dispositions	16	22	113	2	55	3	6	48	265
		Total Bench Trial Dispositions	1	1	0	0	0	0	0	0	2
		Total Jury Trial Dispositions	0	1	0	0	0	0	0	0	1
	Other Manner of Disposition	23	16	172	0	34	6	6	24	281	
4th Judicial District	Elko County District Court	New Filings (cases)	13	38	101	3	34	16	19	59	283
		Reopened (cases)	2	4	15	0	11	0	0	14	46
		Grand Total Dispositions	14	35	105	0	36	6	8	59	263
		Total Non-Trial Dispositions	11	30	85	0	26	3	4	28	187
		Total Bench Trial Dispositions	0	0	0	0	0	0	0	0	0
		Total Jury Trial Dispositions	0	0	0	0	0	0	0	0	0
	Other Manner of Disposition	3	5	20	0	10	3	4	31	76	

^a Totals reflect aggregate information from the Nevada District Courts. Information contained herein may reflect non-standard reporting and is noted by subsequent footnotes.

^b Includes administrative case closures.

Source: Uniform System for Judicial Records, Nevada AOC, Research and Statistics Unit.

Table B5-1. Civil Caseload Processed by District Courts in Nevada, Fiscal Year 2016.

District Court, Civil Aggregates (2 of 3)		Real Property	Tort	Probate	Construction Defect	Contract	Judicial Review/ Appeal	Civil Writ	Other Civil	Totals	
5th Judicial District	Esmeralda County District Court	New Filings (cases)	0	0	8	0	0	3	0	0	11
		Reopened (cases)	0	0	0	0	0	0	0	0	0
		Grand Total Dispositions	0	0	1	0	0	1	0	0	2
		Total Non-Trial Dispositions	0	0	0	0	0	0	0	0	0
		Total Bench Trial Dispositions	0	0	0	0	0	0	0	0	0
		Total Jury Trial Dispositions	0	0	0	0	0	0	0	0	0
		Other Manner of Disposition	0	0	1	0	0	1	0	0	2
	Nye County District Court	New Filings (cases)	32	29	219	1	74	12	20	21	408
		Reopened (cases)	0	0	11	0	1	0	1	0	13
		Grand Total Dispositions	17	22	155	0	61	9	15	14	293
		Total Non-Trial Dispositions	14	18	137	0	54	4	2	12	241
	Total Bench Trial Dispositions	0	0	1	0	0	0	0	0	1	
	Total Jury Trial Dispositions	0	0	0	0	0	0	0	0	0	
	Other Manner of Disposition	3	4	17	0	7	5	13	2	51	
6th Judicial District	Humboldt County District Court	New Filings (cases)	5	8	41	0	16	4	89	14	177
		Reopened (cases)	0	0	2	0	1	0	3	0	6
		Grand Total Dispositions	6	10	39	0	28	6	88	17	194
		Total Non-Trial Dispositions	4	10	28	0	27	1	15	9	94
		Total Bench Trial Dispositions	0	0	0	0	0	0	1	0	1
		Total Jury Trial Dispositions	0	0	0	0	0	0	0	0	0
	Other Manner of Disposition	2	0	11	0	1	5	72	8	99	
7th Judicial District	Eureka County District Court	New Filings (cases)	0	0	10	0	2	2	0	5	19
		Reopened (cases)	0	0	0	0	0	0	0	0	0
		Grand Total Dispositions	4	1	10	0	1	7	1	4	28
		Total Non-Trial Dispositions	1	1	8	0	0	6	0	3	19
		Total Bench Trial Dispositions	2	0	0	0	0	0	0	0	2
		Total Jury Trial Dispositions	0	0	0	0	0	0	0	0	0
		Other Manner of Disposition	1	0	2	0	1	1	1	1	7
	Lincoln County District Court	New Filings (cases)	2	1	12	0	2	0	8	10	35
		Reopened (cases)	0	0	0	0	0	0	0	0	0
		Grand Total Dispositions	2	0	12	0	1	0	6	6	27
		Total Non-Trial Dispositions	2	0	12	0	1	0	3	6	24
		Total Bench Trial Dispositions	0	0	0	0	0	0	1	0	1
		Total Jury Trial Dispositions	0	0	0	0	0	0	0	0	0
		Other Manner of Disposition	0	0	0	0	0	0	2	0	2
	White Pine County District Court	New Filings (cases)	6	16	26	0	12	12	32	23	127
	Reopened (cases)	0	1	2	0	1	0	0	3	7	
	Grand Total Dispositions	5	4	29	0	15	8	23	25	109	
	Total Non-Trial Dispositions	5	4	25	0	13	8	22	22	99	
	Total Bench Trial Dispositions	0	0	2	0	1	0	1	1	5	
	Total Jury Trial Dispositions	0	0	0	0	0	0	0	0	0	
	Other Manner of Disposition	0	0	2	0	1	0	0	2	5	

Source: Uniform System for Judicial Records, Nevada AOC, Research and Statistics Unit.

Table B5-1. Civil Caseload Processed by District Courts in Nevada, Fiscal Year 2016.

District Court, Civil Aggregates (3 of 3)			Real Property	Tort	Probate	Construction Defect	Contract	Judicial Review/ Appeal	Civil Writ	Other Civil	Totals
8th Judicial District	Clark County District Court	New Filings (cases)	1,224	7,887	3,463	115	2,738	842	229	5,268	21,766
		Reopened (cases)	120	166	28	8	94	11	2	67	496
		Grand Total Dispositions	1,231	7,047	2,383	84	2,729	747	41	4,692	18,954
		Total Non-Trial Dispositions	1,173	6,901	2,383	83	2,619	722	40	4,606	18,527
		Total Bench Trial Dispositions	41	18	0	0	52	5	0	24	140
		Total Jury Trial Dispositions	6	97	0	1	10	0	0	6	120
		Other Manner of Disposition	11	31	0	0	48	20	1	56	167
9th Judicial District	Douglas County District Court	New Filings (cases)	20	8	93	1	31	12	4	121	290
		Reopened (cases)	15	24	77	2	11	8	5	84	226
		Grand Total Dispositions	12	24	81	0	15	4	1	102	239
		Total Non-Trial Dispositions	12	23	81	0	15	4	1	100	236
		Total Bench Trial Dispositions	0	0	0	0	0	0	0	0	0
		Total Jury Trial Dispositions	0	0	0	0	0	0	0	0	0
		Other Manner of Disposition	0	1	0	0	0	0	0	2	3
10th Judicial District	Churchill County District Court	New Filings (cases)	13	10	55	0	14	14	0	34	140
		Reopened (cases)	1	0	28	0	2	0	0	2	33
		Grand Total Dispositions	11	13	84	0	18	14	1	26	167
		Total Non-Trial Dispositions	10	13	74	0	18	14	1	24	154
		Total Bench Trial Dispositions	0	0	0	0	0	0	0	0	0
		Total Jury Trial Dispositions	0	0	0	0	0	0	0	0	0
		Other Manner of Disposition	1	0	10	0	0	0	0	2	13
11th Judicial District	Lander County District Court	New Filings (cases)	6	1	14	0	11	0	4	0	36
		Reopened (cases)	1	0	0	0	0	0	0	0	1
		Grand Total Dispositions	2	0	13	0	4	0	4	0	23
		Total Non-Trial Dispositions	1	0	0	0	4	0	1	0	6
		Total Bench Trial Dispositions	0	0	0	0	0	0	0	0	0
		Total Jury Trial Dispositions	0	0	0	0	0	0	0	0	0
		Other Manner of Disposition	1	0	13	0	0	0	3	0	17
	Mineral County District Court	New Filings (cases)	3	3	14	0	3	1	0	12	36
		Reopened (cases)	0	0	0	0	0	0	0	0	0
		Grand Total Dispositions	0	1	4	0	2	0	0	1	8
		Total Non-Trial Dispositions	0	1	0	0	1	0	0	0	2
		Total Bench Trial Dispositions	0	0	0	0	0	0	0	0	0
		Total Jury Trial Dispositions	0	0	0	0	0	0	0	0	0
		Other Manner of Disposition	0	0	4	0	1	0	0	1	6
	Pershing County District Court	New Filings (cases)	2	5	13	0	6	1	7	65	99
		Reopened (cases)	0	0	2	0	0	0	1	4	7
		Grand Total Dispositions	1	4	13	0	4	0	15	61	98
Total Non-Trial Dispositions		1	4	0	0	3	0	2	17	27	
Total Bench Trial Dispositions		0	0	0	0	0	0	0	0	0	
Total Jury Trial Dispositions		0	0	0	0	0	0	0	0	0	
Other Manner of Disposition		0	0	13	0	1	0	13	44	71	

Source: Uniform System for Judicial Records, Nevada AOC, Research and Statistics Unit.

Table B5-2. Civil Caseload Processed by District Courts in Nevada, Fiscal Year 2016.

District Court Civil Caseload, Real Property and Tort (1 of 3)			Real Property						Tort												
			Unlawful Detainer	Other Landlord/ Tenant	Judicial Foreclosure	Other Title to Property	Condemnation/ Eminent Domain	Other Real Property	Auto Negligence	Premises Liability	Other Negligence	Medical/Dental	Legal	Accounting	Other Malpractice	Product Liability	Intentional Misconduct	Employment Tort	Insurance Tort	Other Tort	
Totals^a	Nevada District Courts	New Filings (cases)	40	107	150	852	9	321	5,840	1,241	496	189	44	7	6	77	224	98	94	413	
		Reopened (cases)	1	8	8	123	2	8	117	34	20	14	1	5	0	6	10	4	2	12	
		Grand Total Dispositions	34	99	119	1,037	19	178	5,445	1,025	500	189	24	1	3	81	204	74	55	349	
		Total Non-Trial Dispositions	31	93	100	957	16	164	5,300	995	474	174	22	1	3	79	188	67	53	335	
		Total Bench Trial Dispositions	1	4	6	27	0	6	10	3	2	0	0	0	0	0	4	0	0	3	
		Total Jury Trial Dispositions	0	0	0	6	0	0	71	12	9	14	0	0	0	0	2	0	0	1	
		Other Manner of Disposition	2	2	13	47	3	8	64	15	15	1	2	0	0	2	10	7	2	10	
1st Judicial District	Carson City District Court	New Filings (cases)	1	1	2	6	0	1	39	19	8	4	3	0	0	1	2	2	6	11	
		Reopened (cases)	0	0	0	0	0	0	0	1	0	0	1	0	0	0	0	0	0	0	0
		Grand Total Dispositions	0	2	3	3	0	1	26	16	7	6	2	0	0	1	7	4	3	10	
		Total Non-Trial Dispositions	0	2	3	3	0	1	26	16	7	5	2	0	0	1	7	4	3	10	
		Total Bench Trial Dispositions	0	0	0	0	0	0	0	0	0	0	0	0	0	0	0	0	0	0	
		Total Jury Trial Dispositions	0	0	0	0	0	0	0	0	0	0	1	0	0	0	0	0	0	0	
		Other Manner of Disposition	0	0	0	0	0	0	0	0	0	0	0	0	0	0	0	0	0	0	
	Storey County District Court	New Filings (cases)	0	0	0	3	0	0	0	0	0	0	0	0	0	0	1	0	0	1	
		Reopened (cases)	0	0	0	0	0	0	0	0	0	0	0	0	0	0	0	0	0	0	
		Grand Total Dispositions	0	0	1	4	0	0	0	0	0	0	0	0	0	0	4	2	0	0	
Total Non-Trial Dispositions		0	0	1	4	0	0	0	0	0	0	0	0	0	0	4	2	0	0		
Total Bench Trial Dispositions		0	0	0	0	0	0	0	0	0	0	0	0	0	0	0	0	0	0		
Total Jury Trial Dispositions		0	0	0	0	0	0	0	0	0	0	0	0	0	0	0	0	0	0		
	Other Manner of Disposition	0	0	0	0	0	0	0	0	0	0	0	0	0	0	0	0	0	0		
2nd Judicial District	Washoe County District Court	New Filings (cases)	3	10	22	75	1	0	359	71	49	16	10	0	0	16	22	8	11	47	
		Reopened (cases)	0	1	4	4	0	1	18	2	3	0	1	0	0	1	1	1	0	1	
		Grand Total Dispositions	4	10	41	64	5	3	408	69	44	25	7	0	1	8	20	10	16	53	
		Total Non-Trial Dispositions	2	9	32	48	3	3	366	60	38	22	5	0	1	7	14	6	14	44	
		Total Bench Trial Dispositions	0	0	0	0	0	0	1	1	0	0	0	0	0	0	0	0	0	1	
		Total Jury Trial Dispositions	0	0	0	0	0	0	5	1	0	3	0	0	0	0	0	0	0	1	
	Other Manner of Disposition	2	1	9	16	2	0	36	7	6	0	2	0	0	1	6	4	2	7		
3rd Judicial District	Lyon County District Court	New Filings (cases)	0	0	3	17	0	8	4	1	6	0	0	0	0	3	0	0	3		
		Reopened (cases)	0	0	1	0	0	0	0	0	0	0	0	0	0	0	0	0	0	0	
		Grand Total Dispositions^b	0	0	6	27	1	6	20	4	9	0	0	0	0	3	1	0	3		
		Total Non-Trial Dispositions	0	0	2	12	0	2	11	3	5	0	0	0	0	1	0	0	2		
		Total Bench Trial Dispositions	0	0	1	0	0	0	0	1	0	0	0	0	0	0	0	0	0		
		Total Jury Trial Dispositions	0	0	0	0	0	0	1	0	0	0	0	0	0	0	0	0	0		
	Other Manner of Disposition	0	0	3	15	1	4	8	0	4	0	0	0	0	2	1	0	1			
4th Judicial District	Elko County District Court	New Filings (cases)	0	3	0	5	0	5	23	6	5	2	0	0	0	1	0	1	0		
		Reopened (cases)	0	0	0	2	0	0	3	1	0	0	0	0	0	0	0	0	0		
		Grand Total Dispositions	0	1	0	10	0	3	22	7	2	1	0	0	0	2	0	1	0		
		Total Non-Trial Dispositions	0	1	0	7	0	3	18	6	2	1	0	0	0	2	0	1	0		
		Total Bench Trial Dispositions	0	0	0	0	0	0	0	0	0	0	0	0	0	0	0	0	0		
		Total Jury Trial Dispositions	0	0	0	0	0	0	0	0	0	0	0	0	0	0	0	0	0		
	Other Manner of Disposition	0	0	0	3	0	0	4	1	0	0	0	0	0	0	0	0	0			

^a Totals reflect aggregate information from the Nevada District Courts. Information contained herein may reflect non-standard reporting and is noted by subsequent footnotes.

^b Includes administrative case closures.

Source: Uniform System for Judicial Records, Nevada AOC, Research and Statistics Unit.

Table B5-2. Civil Caseload Processed by District Courts in Nevada, Fiscal Year 2016.

District Court Civil Caseload, Real Property and Tort (2 of 3)			Real Property						Tort											
			Unlawful Detainer	Other Landlord/ Tenant	Judicial Foreclosure	Other Title to Property	Condemnation/ Eminent Domain	Other Real Property	Auto Negligence	Premises Liability	Other Negligence	Medical/Dental	Legal	Accounting	Other Malpractice	Product Liability	Intentional Misconduct	Employment Tort	Insurance Tort	Other Tort
5th Judicial District	Esmeralda County District Court	New Filings (cases)	0	0	0	0	0	0	0	0	0	0	0	0	0	0	0	0	0	
		Reopened (cases)	0	0	0	0	0	0	0	0	0	0	0	0	0	0	0	0	0	0
		Grand Total Dispositions	0	0	0	0	0	0	0	0	0	0	0	0	0	0	0	0	0	0
		Total Non-Trial Dispositions	0	0	0	0	0	0	0	0	0	0	0	0	0	0	0	0	0	0
		Total Bench Trial Dispositions	0	0	0	0	0	0	0	0	0	0	0	0	0	0	0	0	0	0
		Total Jury Trial Dispositions	0	0	0	0	0	0	0	0	0	0	0	0	0	0	0	0	0	0
		Other Manner of Disposition	0	0	0	0	0	0	0	0	0	0	0	0	0	0	0	0	0	0
	Nye County District Court	New Filings (cases)	0	0	5	27	0	0	13	1	3	2	3	0	1	2	1	1	0	2
		Reopened (cases)	0	0	0	0	0	0	0	0	0	0	0	0	0	0	0	0	0	0
		Grand Total Dispositions	0	0	2	15	0	0	7	4	3	1	1	0	0	1	4	1	0	0
Total Non-Trial Dispositions		0	0	1	13	0	0	6	4	1	1	1	0	0	1	3	1	0	0	
Total Bench Trial Dispositions		0	0	0	0	0	0	0	0	0	0	0	0	0	0	0	0	0	0	
Total Jury Trial Dispositions		0	0	0	0	0	0	0	0	0	0	0	0	0	0	0	0	0	0	
Other Manner of Disposition		0	0	1	2	0	0	1	0	2	0	0	0	0	0	1	0	0	0	
6th Judicial District	Humboldt County District Court	New Filings (cases)	0	0	2	3	0	0	4	2	1	0	0	0	0	0	0	0	1	
		Reopened (cases)	0	0	0	0	0	0	0	0	0	0	0	0	0	0	0	0	0	0
		Grand Total Dispositions	0	0	0	6	0	0	5	0	2	2	0	0	0	0	0	0	0	1
		Total Non-Trial Dispositions	0	0	0	4	0	0	5	0	2	2	0	0	0	0	0	0	0	1
		Total Bench Trial Dispositions	0	0	0	0	0	0	0	0	0	0	0	0	0	0	0	0	0	0
		Total Jury Trial Dispositions	0	0	0	0	0	0	0	0	0	0	0	0	0	0	0	0	0	0
		Other Manner of Disposition	0	0	0	2	0	0	0	0	0	0	0	0	0	0	0	0	0	0
7th Judicial District	Eureka County District Court	New Filings (cases)	0	0	0	0	0	0	0	0	0	0	0	0	0	0	0	0	0	
		Reopened (cases)	0	0	0	0	0	0	0	0	0	0	0	0	0	0	0	0	0	0
		Grand Total Dispositions	0	0	0	2	0	0	2	0	0	0	0	0	0	0	0	0	0	0
		Total Non-Trial Dispositions	0	0	0	0	0	1	0	0	1	0	0	0	0	0	0	0	0	0
		Total Bench Trial Dispositions	0	0	0	1	0	1	0	0	0	0	0	0	0	0	0	0	0	0
		Total Jury Trial Dispositions	0	0	0	0	0	0	0	0	0	0	0	0	0	0	0	0	0	0
		Other Manner of Disposition	0	0	0	1	0	0	0	0	0	0	0	0	0	0	0	0	0	0
	Lincoln County District Court	New Filings (cases)	0	0	1	1	0	0	1	0	0	0	0	0	0	0	0	0	0	0
		Reopened (cases)	0	0	0	0	0	0	0	0	0	0	0	0	0	0	0	0	0	0
		Grand Total Dispositions	0	0	0	2	0	0	0	0	0	0	0	0	0	0	0	0	0	0
		Total Non-Trial Dispositions	0	0	0	2	0	0	0	0	0	0	0	0	0	0	0	0	0	0
		Total Bench Trial Dispositions	0	0	0	0	0	0	0	0	0	0	0	0	0	0	0	0	0	0
		Total Jury Trial Dispositions	0	0	0	0	0	0	0	0	0	0	0	0	0	0	0	0	0	0
White Pine County District Court	New Filings (cases)	0	0	1	4	0	1	2	1	7	3	1	0	0	0	0	1	0	1	
	Reopened (cases)	0	0	0	0	0	0	1	0	0	0	0	0	0	0	0	0	0	0	
	Grand Total Dispositions	0	0	0	3	0	2	1	0	1	2	0	0	0	0	0	0	0	0	
	Total Non-Trial Dispositions	0	0	0	3	0	2	1	0	1	2	0	0	0	0	0	0	0	0	
	Total Bench Trial Dispositions	0	0	0	0	0	0	0	0	0	0	0	0	0	0	0	0	0	0	
	Total Jury Trial Dispositions	0	0	0	0	0	0	0	0	0	0	0	0	0	0	0	0	0	0	
Other Manner of Disposition	0	0	0	0	0	0	0	0	0	0	0	0	0	0	0	0	0	0		

Source: Uniform System for Judicial Records, Nevada AOC, Research and Statistics Unit.

Table B5-2. Civil Caseload Processed by District Courts in Nevada, Fiscal Year 2016.

District Court Civil Caseload, Real Property and Tort (3 of 3)			Real Property						Tort											
			Unlawful Detainer	Other Landlord/ Tenant	Judicial Foreclosure	Other Title to Property	Condemnation/ Eminent Domain	Other Real Property	Auto Negligence	Premises Liability	Other Negligence	Medical/Dental	Legal	Accounting	Other Malpractice	Product Liability	Intentional Misconduct	Employment Tort	Insurance Tort	Other Tort
8th Judicial District	Clark County District Court	New Filings (cases)	36	90	112	685	8	293	5,385	1,135	412	160	26	6	5	58	194	86	76	344
		Reopened (cases)	1	4	1	108	1	5	77	31	16	12	0	0	0	5	9	3	2	11
		Grand Total Dispositions	30	84	65	884	13	155	4,937	917	423	150	13	1	2	71	162	55	35	281
		Total Non-Trial Dispositions	29	79	60	845	13	147	4,849	898	409	139	13	1	2	70	155	53	35	277
		Total Bench Trial Dispositions	1	4	5	26	0	5	9	1	2	0	0	0	0	0	4	0	0	2
		Total Jury Trial Dispositions	0	0	0	6	0	0	65	11	9	10	0	0	0	0	2	0	0	0
		Other Manner of Disposition	0	1	0	7	0	3	14	7	3	1	0	0	0	1	1	2	0	2
9th Judicial District	Douglas County District Court	New Filings (cases)	0	2	1	12	0	5	1	1	4	1	0	1	0	0	0	0	0	
		Reopened (cases)	0	3	2	8	0	2	17	0	1	1	0	5	0	0	0	0	0	
		Grand Total Dispositions	0	1	1	9	0	1	9	6	5	2	0	0	0	0	1	1	0	0
		Total Non-Trial Dispositions	0	1	1	9	0	1	8	6	5	2	0	0	0	0	1	1	0	0
		Total Bench Trial Dispositions	0	0	0	0	0	0	0	0	0	0	0	0	0	0	0	0	0	0
		Total Jury Trial Dispositions	0	0	0	0	0	0	0	0	0	0	0	0	0	0	0	0	0	0
		Other Manner of Disposition	0	0	0	0	0	0	1	0	0	0	0	0	0	0	0	0	0	0
10th Judicial District	Churchill County District Court	New Filings (cases)	0	1	0	5	0	7	5	3	0	0	0	0	0	0	0	0	0	
		Reopened (cases)	0	0	0	1	0	0	0	0	0	0	0	0	0	0	0	0	0	
		Grand Total Dispositions	0	1	0	5	0	5	8	1	3	0	0	0	0	0	0	0	0	
		Total Non-Trial Dispositions	0	1	0	5	0	4	8	1	3	0	0	0	0	0	0	0	0	
		Total Bench Trial Dispositions	0	0	0	0	0	0	0	0	0	0	0	0	0	0	0	0	0	
		Total Jury Trial Dispositions	0	0	0	0	0	0	0	0	0	0	0	0	0	0	0	0	0	
		Other Manner of Disposition	0	0	0	0	0	1	0	0	0	0	0	0	0	0	0	0	0	
11th Judicial District	Lander County District Court	New Filings (cases)	0	0	0	5	0	1	0	0	0	1	0	0	0	0	0	0	0	
		Reopened (cases)	0	0	0	0	1	0	0	0	0	0	0	0	0	0	0	0	0	
		Grand Total Dispositions	0	0	0	2	0	0	0	0	0	0	0	0	0	0	0	0	0	
		Total Non-Trial Dispositions	0	0	0	1	0	0	0	0	0	0	0	0	0	0	0	0	0	
		Total Bench Trial Dispositions	0	0	0	0	0	0	0	0	0	0	0	0	0	0	0	0	0	
		Total Jury Trial Dispositions	0	0	0	0	0	0	0	0	0	0	0	0	0	0	0	0	0	
		Other Manner of Disposition	0	0	0	1	0	0	0	0	0	0	0	0	0	0	0	0	0	
	Mineral County District Court	New Filings (cases)	0	0	0	3	0	0	2	0	0	0	0	0	0	0	0	0	0	
		Reopened (cases)	0	0	0	0	0	0	0	0	0	0	0	0	0	0	0	0	0	
		Grand Total Dispositions	0	0	0	0	0	0	1	0	0	0	0	0	0	0	0	0	0	
		Total Non-Trial Dispositions	0	0	0	0	0	0	1	0	0	0	0	0	0	0	0	0	0	
		Total Bench Trial Dispositions	0	0	0	0	0	0	0	0	0	0	0	0	0	0	0	0	0	
		Total Jury Trial Dispositions	0	0	0	0	0	0	0	0	0	0	0	0	0	0	0	0	0	
		Other Manner of Disposition	0	0	0	0	0	0	0	0	0	0	0	0	0	0	0	0	0	
Pershing County District Court	New Filings (cases)	0	0	1	1	0	0	2	1	1	0	1	0	0	0	0	0	0		
	Reopened (cases)	0	0	0	0	0	0	0	0	0	0	0	0	0	0	0	0	0		
	Grand Total Dispositions	0	0	0	1	0	0	1	1	0	0	1	0	0	0	1	0	0		
	Total Non-Trial Dispositions	0	0	0	1	0	0	1	1	0	0	1	0	0	0	1	0	0		
	Total Bench Trial Dispositions	0	0	0	0	0	0	0	0	0	0	0	0	0	0	0	0	0		
	Total Jury Trial Dispositions	0	0	0	0	0	0	0	0	0	0	0	0	0	0	0	0	0		
	Other Manner of Disposition	0	0	0	0	0	0	0	0	0	0	0	0	0	0	0	0	0		

Source: Uniform System for Judicial Records, Nevada AOC, Research and Statistics Unit.

Table B5-2. Civil Caseload Processed by District Courts in Nevada, Fiscal Year 2016.

District Court Civil Caseload, Probate, Construction Defect, and Contract (1 of 3)			Probate					Construction Defect		Contract								
			Summary Administration	General Administration	Special Administration	Set Aside	Probate Trust/ Conservatorship	Other Probate	Chapter 40	Other Construction Defect	Uniform Commercial Code (UCC)	Building and Construction	Insurance Carrier	Commercial Instrument	Collection of Accounts	Employment Contract	Other Contract	
Totals^a	Nevada District Courts	New Filings (cases)	816	603	859	1,280	275	1,208	138	18	31	73	194	168	1,700	54	1,011	
		Reopened (cases)	41	51	45	31	7	15	1	9	0	3	11	1	64	2	90	
		Grand Total Dispositions	864	801	459	1,295	149	856	19	85	23	42	138	130	1,222	46	1,775	
		Total Non-Trial Dispositions	550	491	302	954	77	673	19	84	20	39	134	119	1,156	38	1,663	
		Total Bench Trial Dispositions	0	0	0	2	1	0	0	0	1	0	1	9	9	0	34	
		Total Jury Trial Dispositions	0	0	0	0	0	0	0	1	0	0	0	0	2	1	10	
		Other Manner of Disposition	314	310	157	339	71	183	0	0	2	3	3	2	55	7	68	
1st Judicial District	Carson City District Court	New Filings (cases)	31	26	17	36	19	7	0	0	0	1	1	1	24	0	8	
		Reopened (cases)	1	0	0	0	0	0	0	0	0	0	0	0	0	0	0	0
		Grand Total Dispositions	17	18	2	5	3	2	1	0	0	0	1	1	19	1	12	
		Total Non-Trial Dispositions	16	15	1	4	2	1	1	0	0	0	1	1	19	1	12	
		Total Bench Trial Dispositions	0	0	0	0	0	0	0	0	0	0	0	0	0	0	0	0
	Total Jury Trial Dispositions	0	0	0	0	0	0	0	0	0	0	0	0	0	0	0	0	
	Other Manner of Disposition	1	3	1	1	1	1	1	0	0	0	0	0	0	0	0	0	
	Storey County District Court	New Filings (cases)	2	1	3	4	1	1	0	0	0	0	0	0	0	0	0	1
		Reopened (cases)	0	0	0	0	0	0	0	0	0	0	0	0	0	0	0	0
		Grand Total Dispositions	1	2	2	6	1	0	0	0	0	0	0	0	2	0	1	
Total Non-Trial Dispositions		0	2	1	2	1	0	0	0	0	0	0	0	2	0	1		
Total Bench Trial Dispositions		0	0	0	0	0	0	0	0	0	0	0	0	0	0	0	0	
Total Jury Trial Dispositions	0	0	0	0	0	0	0	0	0	0	0	0	0	0	0	0		
Other Manner of Disposition	1	0	1	4	0	0	0	0	0	0	0	0	0	0	0	0		
2nd Judicial District	Washoe County District Court	New Filings (cases)	147	120	129	159	56	109	34	2	3	7	6	1	132	6	59	
		Reopened (cases)	1	4	4	0	0	0	0	0	0	0	2	0	32	0	13	
		Grand Total Dispositions	229	285	157	257	73	150	2	15	4	8	18	5	200	9	92	
		Total Non-Trial Dispositions	7	9	11	12	13	4	2	15	3	6	17	4	185	4	77	
		Total Bench Trial Dispositions	0	0	0	0	0	0	0	0	0	0	0	0	0	0	1	
		Total Jury Trial Dispositions	0	0	0	0	0	0	0	0	0	0	0	0	1	1	1	
Other Manner of Disposition	222	276	146	245	60	146	0	0	1	2	1	1	14	4	13			
3rd Judicial District	Lyon County District Court	New Filings (cases)	19	14	11	49	1	10	0	0	1	0	0	0	27	1	9	
		Reopened (cases)	6	2	5	2	0	0	0	0	0	0	0	0	2	0	1	
		Grand Total Dispositions^b	96	29	22	111	7	20	0	2	2	3	1	0	64	1	18	
		Total Non-Trial Dispositions	22	8	19	52	2	10	0	2	1	2	0	0	41	0	11	
		Total Bench Trial Dispositions	0	0	0	0	0	0	0	0	0	0	0	0	0	0	0	
		Total Jury Trial Dispositions	0	0	0	0	0	0	0	0	0	0	0	0	0	0	0	
Other Manner of Disposition	74	21	3	59	5	10	0	0	1	1	1	0	23	1	7			
4th Judicial District	Elko County District Court	New Filings (cases)	16	6	4	67	3	5	0	3	0	0	0	0	24	1	9	
		Reopened (cases)	5	1	0	9	0	0	0	0	0	0	0	0	11	0	0	
		Grand Total Dispositions	12	8	3	76	0	6	0	0	0	0	0	0	31	0	5	
		Total Non-Trial Dispositions	8	5	3	64	0	5	0	0	0	0	0	0	21	0	5	
		Total Bench Trial Dispositions	0	0	0	0	0	0	0	0	0	0	0	0	0	0	0	
		Total Jury Trial Dispositions	0	0	0	0	0	0	0	0	0	0	0	0	0	0	0	
Other Manner of Disposition	4	3	0	12	0	1	0	0	0	0	0	0	10	0	0			

^a Totals reflect aggregate information from the Nevada District Courts. Information contained herein may reflect non-standard reporting and is noted by subsequent footnotes.

^b Includes administrative case closures.

Source: Uniform System for Judicial Records, Nevada AOC, Research and Statistics Unit.

Table B5-2. Civil Caseload Processed by District Courts in Nevada, Fiscal Year 2016.

District Court Civil Caseload, Probate, Construction Defect, and Contract (2 of 3)			Probate						Construction Defect		Contract						
			Summary Administration	General Administration	Special Administration	Set Aside	Probate Trust/ Conservatorship	Other Probate	Chapter 40	Other Construction Defect	Uniform Commercial Code (UCC)	Building and Construction	Insurance Carrier	Commercial Instrument	Collection of Accounts	Employment Contract	Other Contract
5th Judicial District	Esmeralda County District Court	New Filings (cases)	0	0	0	6	0	2	0	0	0	0	0	0	0	0	0
		Reopened (cases)	0	0	0	0	0	0	0	0	0	0	0	0	0	0	0
		Grand Total Dispositions	0	0	0	1	0	0	0	0	0	0	0	0	0	0	0
		Total Non-Trial Dispositions	0	0	0	0	0	0	0	0	0	0	0	0	0	0	0
		Total Bench Trial Dispositions	0	0	0	0	0	0	0	0	0	0	0	0	0	0	0
		Total Jury Trial Dispositions	0	0	0	0	0	0	0	0	0	0	0	0	0	0	0
		Other Manner of Disposition	0	0	0	1	0	0	0	0	0	0	0	0	0	0	0
	Nye County District Court	New Filings (cases)	12	2	19	57	2	127	0	1	0	0	2	1	24	0	47
		Reopened (cases)	3	0	0	3	0	5	0	0	0	0	0	1	0	0	0
		Grand Total Dispositions	11	2	13	56	3	70	0	0	0	0	1	20	0	40	0
Total Non-Trial Dispositions		10	2	13	55	3	54	0	0	0	0	1	19	0	34	0	
Total Bench Trial Dispositions		0	0	0	1	0	0	0	0	0	0	0	0	0	0	0	
Total Jury Trial Dispositions		0	0	0	0	0	0	0	0	0	0	0	0	0	0	0	
Other Manner of Disposition		1	0	0	0	0	16	0	0	0	0	0	1	0	0	6	
6th Judicial District	Humboldt County District Court	New Filings (cases)	5	1	7	17	3	8	0	0	1	0	0	12	0	3	
		Reopened (cases)	0	1	0	0	1	0	0	0	0	0	0	1	0	0	0
		Grand Total Dispositions	5	5	4	17	1	7	0	0	0	0	0	22	1	5	0
		Total Non-Trial Dispositions	4	5	3	15	1	0	0	0	0	0	0	22	1	4	0
		Total Bench Trial Dispositions	0	0	0	0	0	0	0	0	0	0	0	0	0	0	0
		Total Jury Trial Dispositions	0	0	0	0	0	0	0	0	0	0	0	0	0	0	0
		Other Manner of Disposition	1	0	1	2	0	7	0	0	0	0	0	0	0	0	1
7th Judicial District	Eureka County District Court	New Filings (cases)	0	9	0	0	1	0	0	0	0	0	0	0	0	2	
		Reopened (cases)	0	0	0	0	0	0	0	0	0	0	0	0	0	0	0
		Grand Total Dispositions	0	8	0	1	1	0	0	0	0	0	0	0	0	1	0
		Total Non-Trial Dispositions	0	7	0	1	0	0	0	0	0	0	0	0	0	0	0
		Total Bench Trial Dispositions	0	0	0	0	0	0	0	0	0	0	0	0	0	0	0
		Total Jury Trial Dispositions	0	0	0	0	0	0	0	0	0	0	0	0	0	0	0
		Other Manner of Disposition	0	1	0	0	1	0	0	0	0	0	0	0	0	1	0
	Lincoln County District Court	New Filings (cases)	1	2	0	8	1	0	0	0	0	0	0	0	0	2	
		Reopened (cases)	0	0	0	0	0	0	0	0	0	0	0	0	0	0	0
		Grand Total Dispositions	0	2	2	8	0	0	0	0	0	0	0	0	0	0	1
		Total Non-Trial Dispositions	0	2	2	8	0	0	0	0	0	0	0	0	0	0	1
		Total Bench Trial Dispositions	0	0	0	0	0	0	0	0	0	0	0	0	0	0	0
		Total Jury Trial Dispositions	0	0	0	0	0	0	0	0	0	0	0	0	0	0	0
Other Manner of Disposition		0	0	0	0	0	0	0	0	0	0	0	0	0	0	0	
White Pine County District Court	New Filings (cases)	6	0	0	17	1	2	0	0	0	0	0	8	0	4		
	Reopened (cases)	0	0	0	1	0	1	0	0	0	0	0	0	0	1	0	
	Grand Total Dispositions	6	0	0	18	1	4	0	0	0	0	0	10	0	5	0	
	Total Non-Trial Dispositions	6	0	0	17	0	2	0	0	0	0	0	10	0	3	0	
	Total Bench Trial Dispositions	0	0	0	1	1	0	0	0	0	0	0	0	0	1	0	
	Total Jury Trial Dispositions	0	0	0	0	0	0	0	0	0	0	0	0	0	0	0	
	Other Manner of Disposition	0	0	0	0	0	2	0	0	0	0	0	0	0	0	1	

Source: Uniform System for Judicial Records, Nevada AOC, Research and Statistics Unit.

Table B5-2. Civil Caseload Processed by District Courts in Nevada, Fiscal Year 2016.

District Court Civil Caseload, Probate, Construction Defect, and Contract (3 of 3)			Probate					Construction Defect		Contract							
			Summary Administration	General Administration	Special Administration	Set Aside	Probate Trust/ Conservatorship	Other Probate	Chapter 40	Other Construction Defect	Uniform Commercial Code (UCC)	Building and Construction	Insurance Carrier	Commercial Instrument	Collection of Accounts	Employment Contract	Other Contract
8th Judicial District	Clark County District Court	New Filings (cases)	554	383	625	797	175	929	104	11	26	58	183	164	1,410	45	852
		Reopened (cases)	5	6	6	4	2	5	1	7	0	0	9	1	11	2	71
		Grand Total Dispositions	448	387	224	690	47	587	16	68	16	31	117	121	824	33	1,587
		Total Non-Trial Dispositions	448	387	224	690	47	587	16	67	15	31	116	111	808	32	1,506
		Total Bench Trial Dispositions	0	0	0	0	0	0	0	0	1	0	1	9	9	0	32
		Total Jury Trial Dispositions	0	0	0	0	0	0	0	1	0	0	0	0	1	0	9
		Other Manner of Disposition	0	0	0	0	0	0	0	0	0	0	0	0	6	1	40
9th Judicial District	Douglas County District Court	New Filings (cases)	6	29	19	26	8	5	0	1	0	6	0	0	16	1	8
		Reopened (cases)	8	26	26	11	4	2	0	2	0	3	0	0	4	0	4
		Grand Total Dispositions	10	31	10	17	7	6	0	0	0	0	0	1	9	0	5
		Total Non-Trial Dispositions	10	31	10	17	7	6	0	0	0	0	0	1	9	0	5
		Total Bench Trial Dispositions	0	0	0	0	0	0	0	0	0	0	0	0	0	0	0
		Total Jury Trial Dispositions	0	0	0	0	0	0	0	0	0	0	0	0	0	0	0
		Other Manner of Disposition	0	0	0	0	0	0	0	0	0	0	0	0	0	0	0
10th Judicial District	Churchill County District Court	New Filings (cases)	14	10	12	16	0	3	0	0	0	0	0	1	9	0	4
		Reopened (cases)	11	11	4	0	0	2	0	0	0	0	0	0	2	0	0
		Grand Total Dispositions	25	21	16	17	1	4	0	0	1	0	0	1	14	0	2
		Total Non-Trial Dispositions	19	18	15	17	1	4	0	0	1	0	0	1	14	0	2
		Total Bench Trial Dispositions	0	0	0	0	0	0	0	0	0	0	0	0	0	0	0
		Total Jury Trial Dispositions	0	0	0	0	0	0	0	0	0	0	0	0	0	0	0
		Other Manner of Disposition	6	3	1	0	0	0	0	0	0	0	0	0	0	0	0
11th Judicial District	Lander County District Court	New Filings (cases)	1	0	2	11	0	0	0	0	0	1	0	0	9	0	1
		Reopened (cases)	0	0	0	0	0	0	0	0	0	0	0	0	0	0	0
		Grand Total Dispositions	2	0	0	11	0	0	0	0	0	0	0	0	4	0	0
		Total Non-Trial Dispositions	0	0	0	0	0	0	0	0	0	0	0	0	4	0	0
		Total Bench Trial Dispositions	0	0	0	0	0	0	0	0	0	0	0	0	0	0	0
		Total Jury Trial Dispositions	0	0	0	0	0	0	0	0	0	0	0	0	0	0	0
		Other Manner of Disposition	2	0	0	11	0	0	0	0	0	0	0	0	0	0	0
	Mineral County District Court	New Filings (cases)	2	0	3	5	4	0	0	0	0	0	0	0	3	0	0
		Reopened (cases)	0	0	0	0	0	0	0	0	0	0	0	0	0	0	0
		Grand Total Dispositions	0	0	0	0	4	0	0	0	0	0	0	0	2	0	0
		Total Non-Trial Dispositions	0	0	0	0	0	0	0	0	0	0	0	0	1	0	0
		Total Bench Trial Dispositions	0	0	0	0	0	0	0	0	0	0	0	0	0	0	0
		Total Jury Trial Dispositions	0	0	0	0	0	0	0	0	0	0	0	0	0	0	0
		Other Manner of Disposition	0	0	0	0	4	0	0	0	0	0	0	0	1	0	0
Pershing County District Court	New Filings (cases)	0	0	8	5	0	0	0	0	0	0	2	0	2	0	2	
	Reopened (cases)	1	0	0	1	0	0	0	0	0	0	0	0	0	0	0	
	Grand Total Dispositions	2	3	4	4	0	0	0	0	0	0	1	0	1	0	2	
	Total Non-Trial Dispositions	0	0	0	0	0	0	0	0	0	0	0	0	1	0	2	
	Total Bench Trial Dispositions	0	0	0	0	0	0	0	0	0	0	0	0	0	0	0	
	Total Jury Trial Dispositions	0	0	0	0	0	0	0	0	0	0	0	0	0	0	0	
	Other Manner of Disposition	2	3	4	4	0	0	0	0	0	0	1	0	0	0	0	

Source: Uniform System for Judicial Records, Nevada AOC, Research and Statistics Unit.

Table B5-2. Civil Caseload Processed by District Courts in Nevada, Fiscal Year 2016.

District Court Civil Caseload, Judicial Review/Appeal, Civil Writ, and Other Civil (1 of 3)			Judicial Review/Appeal								Civil Writ					Other Civil			
			Foreclosure Mediation	Petition to Seal Records	Mental Competency	Department of Motor Vehicle Appeal	Worker's Compensation Appeal	Other Nevada State Agency Appeal	Appeal from Lower Court	Other Judicial Review/Appeal	Writ of Habeas Corpus	Writ of Mandamus	Writ of Quo Warranto	Writ of Prohibition	Other Civil Writ	Compromise of Minor's Claim	Foreign Judgment	Other Civil Matters	
Totals^a	Nevada District Courts	New Filings (cases)	208	435	157	12	90	96	134	199	253	161	0	4	34	1,936	515	4,589	
		Reopened (cases)	9	4	0	0	1	0	6	9	2	8	0	0	3	13	13	198	
		Grand Total Dispositions	180	395	102	6	78	94	131	189	64	143	0	4	36	1,733	495	3,887	
		Total Non-Trial Dispositions	152	334	59	6	65	83	106	168	31	59	0	3	22	1,560	449	3,369	
		Total Bench Trial Dispositions	2	1	0	0	3	0	0	1	2	0	0	0	1	1	0	30	
		Total Jury Trial Dispositions	0	0	0	0	0	0	0	0	0	0	0	0	0	0	0	8	
		Other Manner of Disposition	26	60	43	0	10	11	25	20	31	84	0	1	13	172	46	480	
1st Judicial District	Carson City District Court	New Filings (cases)	2	6	0	0	11	49	18	14	0	11	0	0	1	10	7	123	
		Reopened (cases)	0	0	0	0	0	0	0	1	0	0	0	0	0	1	0	2	
		Grand Total Dispositions	2	5	0	0	9	52	15	13	1	6	0	0	1	11	4	95	
		Total Non-Trial Dispositions	2	4	0	0	9	52	14	13	1	6	0	0	1	10	4	88	
		Total Bench Trial Dispositions	0	0	0	0	0	0	0	0	0	0	0	0	0	0	0	3	
	Total Jury Trial Dispositions	0	0	0	0	0	0	0	0	0	0	0	0	0	0	0	0		
	Other Manner of Disposition	0	1	0	0	0	0	0	1	0	0	0	0	0	1	0	4		
	Storey County District Court	New Filings (cases)	0	0	0	0	0	0	0	2	1	0	1	0	0	1	0	0	6
		Reopened (cases)	0	0	0	0	0	0	0	0	0	0	0	0	0	0	0	0	
		Grand Total Dispositions	0	0	0	0	2	0	4	0	0	2	0	0	2	0	0	2	
Total Non-Trial Dispositions		0	0	0	0	2	0	1	0	0	1	0	0	0	0	0	2		
Total Bench Trial Dispositions		0	0	0	0	0	0	0	0	0	0	0	0	0	0	0	0		
Total Jury Trial Dispositions	0	0	0	0	0	0	0	0	0	0	0	0	0	0	0	0			
Other Manner of Disposition	0	0	0	0	0	0	0	3	0	0	1	0	0	2	0	0			
2nd Judicial District	Washoe County District Court	New Filings (cases)	51	52	152	3	3	11	14	17	3	12	0	1	5	157	37	1,012	
		Reopened (cases)	0	3	0	0	1	0	1	4	0	1	0	0	0	0	0	42	
		Grand Total Dispositions	41	61	97	1	14	6	22	20	1	14	0	2	3	165	26	733	
		Total Non-Trial Dispositions	14	11	57	1	7	3	8	10	1	6	0	1	1	14	2	383	
		Total Bench Trial Dispositions	2	0	0	0	0	0	0	0	0	0	0	0	0	0	0	3	
Total Jury Trial Dispositions	0	0	0	0	0	0	0	0	0	0	0	0	0	0	0	2			
Other Manner of Disposition	25	50	40	0	7	3	14	10	0	8	0	1	2	151	24	345			
3rd Judicial District	Lyon County District Court	New Filings (cases)	1	0	0	0	1	2	0	2	0	2	0	0	3	7	5	44	
		Reopened (cases)	0	0	0	0	0	0	0	0	0	0	0	0	0	0	1	4	
		Grand Total Dispositions^b	1	0	0	0	0	6	0	2	5	3	0	0	4	8	13	51	
		Total Non-Trial Dispositions	0	0	0	0	0	2	0	1	1	2	0	0	3	7	5	36	
		Total Bench Trial Dispositions	0	0	0	0	0	0	0	0	0	0	0	0	0	0	0	0	
Total Jury Trial Dispositions	0	0	0	0	0	0	0	0	0	0	0	0	0	0	0	0			
Other Manner of Disposition	1	0	0	0	0	4	0	1	4	1	0	0	1	1	8	15			
4th Judicial District	Elko County District Court	New Filings (cases)	1	9	0	0	0	2	2	2	8	4	0	0	7	13	9	37	
		Reopened (cases)	0	0	0	0	0	0	0	0	0	0	0	0	0	5	3	6	
		Grand Total Dispositions	0	2	0	0	0	2	1	1	5	2	0	0	1	15	13	31	
		Total Non-Trial Dispositions	0	1	0	0	0	2	0	0	2	1	0	0	1	5	3	20	
		Total Bench Trial Dispositions	0	0	0	0	0	0	0	0	0	0	0	0	0	0	0	0	
Total Jury Trial Dispositions	0	0	0	0	0	0	0	0	0	0	0	0	0	0	0	0			
Other Manner of Disposition	0	1	0	0	0	0	1	1	3	1	0	0	0	10	10	11			

^a Totals reflect aggregate information from the Nevada District Courts. Information contained herein may reflect non-standard reporting and is noted by subsequent footnotes.

^b Includes administrative case closures.

Source: Uniform System for Judicial Records, Nevada AOC, Research and Statistics Unit.

Table B5-2. Civil Caseload Processed by District Courts in Nevada, Fiscal Year 2016.

District Court Civil Caseload, Judicial Review/Appeal, Civil Writ, and Other Civil (2 of 3)			Judicial Review/Appeal							Civil Writ					Other Civil			
			Foreclosure Mediation	Petition to Seal Records	Mental Competency	Department of Motor Vehicle Appeal	Worker's Compensation Appeal	Other Nevada State Agency Appeal	Appeal from Lower Court	Other Judicial Review/Appeal	Writ of Habeas Corpus	Writ of Mandamus	Writ of Quo Warranto	Writ of Prohibition	Other Civil Writ	Compromise of Minor's Claim	Foreign Judgment	Other Civil Matters
5th Judicial District	Esmeralda County District Court	New Filings (cases)	0	0	0	0	0	3	0	0	0	0	0	0	0	0	0	
		Reopened (cases)	0	0	0	0	0	0	0	0	0	0	0	0	0	0	0	
		Grand Total Dispositions	0	0	0	0	0	0	1	0	0	0	0	0	0	0	0	
		Total Non-Trial Dispositions	0	0	0	0	0	0	0	0	0	0	0	0	0	0	0	
		Total Bench Trial Dispositions	0	0	0	0	0	0	0	0	0	0	0	0	0	0	0	
		Total Jury Trial Dispositions	0	0	0	0	0	0	0	0	0	0	0	0	0	0	0	
	Other Manner of Disposition	0	0	0	0	0	0	1	0	0	0	0	0	0	0	0		
	Nye County District Court	New Filings (cases)	0	5	0	0	0	3	4	0	14	6	0	0	3	9	9	
		Reopened (cases)	0	0	0	0	0	0	0	0	1	0	0	0	0	0	0	
		Grand Total Dispositions	0	2	0	0	0	3	4	0	13	2	0	0	0	3	11	
Total Non-Trial Dispositions		0	1	0	0	0	0	3	0	1	1	0	0	0	2	10		
Total Bench Trial Dispositions		0	0	0	0	0	0	0	0	0	0	0	0	0	0	0		
Total Jury Trial Dispositions		0	0	0	0	0	0	0	0	0	0	0	0	0	0	0		
Other Manner of Disposition	0	1	0	0	0	3	1	0	12	1	0	0	0	1	1			
6th Judicial District	Humboldt County District Court	New Filings (cases)	0	0	4	0	0	0	0	7	81	0	0	1	0	1	13	
		Reopened (cases)	0	0	0	0	0	0	0	0	0	3	0	0	0	0	0	
		Grand Total Dispositions	0	0	4	0	1	0	1	0	1	82	0	0	5	0	2	15
		Total Non-Trial Dispositions	0	0	1	0	0	0	0	0	0	14	0	0	1	0	0	9
		Total Bench Trial Dispositions	0	0	0	0	0	0	0	0	0	0	0	0	1	0	0	0
		Total Jury Trial Dispositions	0	0	0	0	0	0	0	0	0	0	0	0	0	0	0	0
Other Manner of Disposition	0	0	3	0	1	0	1	0	1	68	0	0	3	0	2	6		
7th Judicial District	Eureka County District Court	New Filings (cases)	0	2	0	0	0	0	0	0	0	0	0	0	0	0	5	
		Reopened (cases)	0	0	0	0	0	0	0	0	0	0	0	0	0	0	0	
		Grand Total Dispositions	0	1	0	0	0	0	0	0	1	0	0	0	0	0	4	
		Total Non-Trial Dispositions	0	0	0	0	0	6	0	0	0	0	0	0	0	0	3	
		Total Bench Trial Dispositions	0	0	0	0	0	0	0	0	0	0	0	0	0	0	0	
		Total Jury Trial Dispositions	0	0	0	0	0	0	0	0	0	0	0	0	0	0	0	
	Other Manner of Disposition	0	1	0	0	0	0	0	0	1	0	0	0	0	0	1		
	Lincoln County District Court	New Filings (cases)	0	0	0	0	0	0	0	0	8	0	0	0	0	0	10	
		Reopened (cases)	0	0	0	0	0	0	0	0	0	0	0	0	0	0	0	
		Grand Total Dispositions	0	0	0	0	0	0	0	0	6	0	0	0	0	0	6	
		Total Non-Trial Dispositions	0	0	0	0	0	0	0	0	3	0	0	0	0	0	6	
		Total Bench Trial Dispositions	0	0	0	0	0	0	0	0	1	0	0	0	0	0	0	
Total Jury Trial Dispositions		0	0	0	0	0	0	0	0	0	0	0	0	0	0	0		
Other Manner of Disposition	0	0	0	0	0	0	0	0	2	0	0	0	0	0	0			
White Pine County District Court	New Filings (cases)	0	3	0	0	0	0	8	1	23	9	0	0	1	2	20		
	Reopened (cases)	0	0	0	0	0	0	0	0	0	0	0	0	1	1	1		
	Grand Total Dispositions	0	0	0	0	0	0	6	2	20	3	0	0	2	2	21		
	Total Non-Trial Dispositions	0	0	0	0	0	0	6	2	19	3	0	0	2	1	19		
	Total Bench Trial Dispositions	0	0	0	0	0	0	0	0	1	0	0	0	0	0	1		
	Total Jury Trial Dispositions	0	0	0	0	0	0	0	0	0	0	0	0	0	0	0		
Other Manner of Disposition	0	0	0	0	0	0	0	0	0	0	0	0	0	1	1			

Source: Uniform System for Judicial Records, Nevada AOC, Research and Statistics Unit.

Table B5-2. Civil Caseload Processed by District Courts in Nevada, Fiscal Year 2016.

District Court Civil Caseload, Judicial Review/Appeal, Civil Writ, and Other Civil (3 of 3)			Judicial Review/Appeal							Civil Writ					Other Civil			
			Foreclosure Mediation	Petition to Seal Records	Mental Competency	Department of Motor Vehicle Appeal	Worker's Compensation Appeal	Other Nevada State Agency Appeal	Appeal from Lower Court	Other Judicial Review/Appeal	Writ of Habeas Corpus	Writ of Mandamus	Writ of Quo Warranto	Writ of Prohibition	Other Civil Writ	Compromise of Minor's Claim	Foreign Judgment	Other Civil Matters
8th Judicial District	Clark County District Court	New Filings (cases)	148	350	0	9	74	28	74	159	190	30	0	2	7	1,734	442	3,092
		Reopened (cases)	4	1	0	0	0	0	1	5	1	1	0	0	0	5	7	55
		Grand Total Dispositions	134	318	0	5	52	16	73	149	2	24	0	2	13	1,523	431	2,738
		Total Non-Trial Dispositions	134	311	0	5	47	15	70	140	2	23	0	2	13	1,514	431	2,661
		Total Bench Trial Dispositions	0	1	0	0	3	0	0	1	0	0	0	0	0	1	0	23
		Total Jury Trial Dispositions	0	0	0	0	0	0	0	0	0	0	0	0	0	0	0	6
Other Manner of Disposition	0	6	0	0	2	1	3	8	0	1	0	0	0	8	0	48		
9th Judicial District	Douglas County District Court	New Filings (cases)	4	0	1	0	0	0	6	1	0	2	0	0	2	0	1	120
		Reopened (cases)	5	0	0	0	0	0	3	0	0	2	0	0	3	0	0	84
		Grand Total Dispositions	2	0	1	0	0	0	0	1	0	0	0	0	1	0	0	102
		Total Non-Trial Dispositions	2	0	1	0	0	0	0	1	0	0	0	0	1	0	0	100
		Total Bench Trial Dispositions	0	0	0	0	0	0	0	0	0	0	0	0	0	0	0	0
		Total Jury Trial Dispositions	0	0	0	0	0	0	0	0	0	0	0	0	0	0	0	0
Other Manner of Disposition	0	0	0	0	0	0	0	0	0	0	0	0	0	0	0	2		
10th Judicial District	Churchill County District Court	New Filings (cases)	1	8	0	0	1	1	3	0	0	0	0	0	10	0	24	
		Reopened (cases)	0	0	0	0	0	0	0	0	0	0	0	0	1	1	0	
		Grand Total Dispositions	0	6	0	0	0	3	4	1	1	0	0	0	9	1	16	
		Total Non-Trial Dispositions	0	6	0	0	0	3	4	1	1	0	0	0	0	8	1	15
		Total Bench Trial Dispositions	0	0	0	0	0	0	0	0	0	0	0	0	0	0	0	0
		Total Jury Trial Dispositions	0	0	0	0	0	0	0	0	0	0	0	0	0	0	0	0
Other Manner of Disposition	0	0	0	0	0	0	0	0	0	0	0	0	0	1	0	1		
11th Judicial District	Lander County District Court	New Filings (cases)	0	0	0	0	0	0	0	0	0	0	0	0	4	0	0	
		Reopened (cases)	0	0	0	0	0	0	0	0	0	0	0	0	0	0	0	
		Grand Total Dispositions	0	0	0	0	0	0	0	0	0	0	0	0	4	0	0	
		Total Non-Trial Dispositions	0	0	0	0	0	0	0	0	0	0	0	0	1	0	0	
		Total Bench Trial Dispositions	0	0	0	0	0	0	0	0	0	0	0	0	0	0	0	
		Total Jury Trial Dispositions	0	0	0	0	0	0	0	0	0	0	0	0	0	0	0	
	Other Manner of Disposition	0	0	0	0	0	0	0	0	0	0	0	0	3	0	0		
	Mineral County District Court	New Filings (cases)	0	0	0	0	0	0	0	1	0	0	0	0	0	1	2	9
		Reopened (cases)	0	0	0	0	0	0	0	0	0	0	0	0	0	0	0	
		Grand Total Dispositions	0	0	0	0	0	0	0	0	0	0	0	0	0	0	1	
		Total Non-Trial Dispositions	0	0	0	0	0	0	0	0	0	0	0	0	0	0	0	
		Total Bench Trial Dispositions	0	0	0	0	0	0	0	0	0	0	0	0	0	0	0	
		Total Jury Trial Dispositions	0	0	0	0	0	0	0	0	0	0	0	0	0	0	0	
	Other Manner of Disposition	0	0	0	0	0	0	0	0	0	0	0	0	0	0	0		
	Pershing County District Court	New Filings (cases)	0	0	0	0	0	0	0	1	0	3	0	1	3	0	0	65
Reopened (cases)		0	0	0	0	0	0	0	0	0	1	0	0	0	0	4		
Grand Total Dispositions		0	0	0	0	0	0	0	0	8	5	0	0	2	0	0		
Total Non-Trial Dispositions		0	0	0	0	0	0	0	0	0	2	0	0	0	0	0		
Total Bench Trial Dispositions		0	0	0	0	0	0	0	0	0	0	0	0	0	0	0		
Total Jury Trial Dispositions		0	0	0	0	0	0	0	0	0	0	0	0	0	0	0		
Other Manner of Disposition	0	0	0	0	0	0	0	0	8	3	0	0	2	0	44			

Source: Uniform System for Judicial Records, Nevada AOC, Research and Statistics Unit.

Table B6. Family Caseload Processed by District Courts in Nevada, Fiscal Year 2016.

District Court, Family (1 of 3)			Domestic Relations Case											Mental Health Case	Guardianships Case	Totals		
			Marriage Dissolution	Paternity	Visitation (Non-Divorce)	Adoptions	Custody (Non-Divorce)	IV-D UIFSA	IV-D Intrastate	Other Support	State Initiated (TPR) Petition	Other (TPR) Petition	Request for Domestic Violence Protective Orders (TPOs)				Other Domestic Relations	
Totals^a	Nevada District Courts	Filings	17,833	398	105	1,070	2,590	2,662	4,561	104	578	392	10,382	2,043	9,842	2,494	55,054	
		Reopened (cases)	3,905	286	16	26	1,318	2,321	2,570	37	15	21	161	151	12,786	1,590	25,203	
		Grand Total Dispositions	21,056	648	106	1,026	3,480	4,553	4,410	186	566	397	9,331	2,124	22,541	5,329	75,753	
		Total Non-Trial Dispositions	20,236	598	90	920	3,278	4,367	4,211	158	336	382	9,220	2,053	22,493	4,296	72,638	
		Total Trial Dispositions	284	25	4	27	108	6	19	2	206	8	2	6	37	187	921	
	Other Manner of Disposition	536	25	12	79	94	180	180	26	24	7	109	65	11	846	2,194		
1st Judicial District	Carson City District Court	Filings	366	13	2	25	79	10	53	69	46	11	87	47	54	65	927	
		Reopened (cases)	66	2	0	0	24	111	21	13	1	0	0	1	0	2	241	
		Grand Total Dispositions	407	8	2	22	70	168	67	86	52	7	81	44	55	46	1,115	
		Total Non-Trial Dispositions	393	6	2	22	64	165	67	85	52	7	80	44	54	45	1,086	
		Total Trial Dispositions	14	2	0	0	5	1	0	1	0	0	1	0	0	1	25	
	Other Manner of Disposition	0	0	0	0	1	2	0	0	0	0	0	0	0	1	0	4	
	Storey County District Court	Filings	22	0	0	0	0	0	0	0	0	0	0	2	3	0	0	27
		Reopened (cases)	0	0	0	0	0	0	0	0	0	0	0	0	0	0	0	0
		Grand Total Dispositions	19	0	0	0	1	0	0	0	0	0	0	2	2	0	0	24
		Total Non-Trial Dispositions	17	0	0	0	1	0	0	0	0	0	0	2	2	0	0	22
Total Trial Dispositions		0	0	0	0	0	0	0	0	0	0	0	0	0	0	0	0	
Other Manner of Disposition	2	0	0	0	0	0	0	0	0	0	0	0	0	0	0	2		
2nd Judicial District	Washoe County District Court	Filings	2,231	45	24	149	417	1,085	0	2	93	0	2,238	83	2,000	321	8,688	
		Reopened (cases)	471	12	0	3	173	376	0	0	0	0	7	3	0	22	1,067	
		Grand Total Dispositions	1,756	25	20	121	330	1,596	0	1	97	0	1,577	66	1,972	286	7,847	
		Total Non-Trial Dispositions	1,476	20	15	57	275	1,595	0	1	38	0	1,576	41	1,931	92	7,117	
		Total Trial Dispositions	41	0	2	20	15	0	0	0	48	0	1	1	37	170	335	
Other Manner of Disposition	239	5	3	44	40	1	0	0	11	0	0	24	4	24	395			
3rd Judicial District	Lyon County District Court	Filings	285	2	1	13	39	56	104	2	3	12	0	29	0	50	596	
		Reopened (cases)	61	0	1	2	27	21	191	1	0	0	0	4	0	15	323	
		Grand Total Dispositions	352	6	2	19	79	65	356	1	7	10	0	34	0	137	1,068	
		Total Non-Trial Dispositions	340	3	1	15	65	20	269	1	5	9	0	29	0	32	789	
		Total Trial Dispositions	0	0	0	0	0	0	0	0	0	1	0	0	0	0	1	
Other Manner of Disposition	12	3	1	4	14	45	87	0	2	0	0	5	0	105	278			
4th Judicial District	Elko County District Court	Filings	255	22	1	25	19	4	143	17	7	21	260	20	0	54	848	
		Reopened (cases)	160	14	5	3	12	107	59	10	0	1	82	3	0	4	460	
		Grand Total Dispositions	471	36	8	31	35	119	227	75	4	23	349	26	0	114	1,518	
		Total Non-Trial Dispositions	266	21	2	28	23	6	145	49	3	19	246	20	0	79	907	
		Total Trial Dispositions	0	0	0	0	0	0	0	0	0	0	0	0	0	0	0	
Other Manner of Disposition	205	15	6	3	12	113	82	26	1	4	103	6	0	35	611			

^a Totals reflect aggregate information from the Nevada District Courts. Information contained herein may reflect non-standard reporting and is noted by subsequent footnotes.

Source: Uniform System for Judicial Records, Nevada AOC, Research and Statistics Unit.

Table B6. Family Caseload Processed by District Courts in Nevada, Fiscal Year 2016.

District Court, Family (2 of 3)			Domestic Relations Case											Mental Health Case	Guardianships Case	Totals		
			Marriage Dissolution	Paternity	Visitation (Non-Divorce)	Adoptions	Custody (Non-Divorce)	IV-D UIFSA	IV-D Intrastate	Other Support	State Initiated (TPR) Petition	Other (TPR) Petition	Request for Domestic Violence Protective Orders (TPOs)				Other Domestic Relations	
5th Judicial District	Esmeralda County District Court	Filings	6	0	0	0	1	0	0	0	0	0	0	0	0	1	8	
		Reopened (cases)	0	0	0	0	0	0	0	0	0	0	0	0	0	0	0	0
		Grand Total Dispositions	4	0	0	0	0	0	0	0	0	0	0	0	0	0	0	4
		Total Non-Trial Dispositions	3	0	0	0	0	0	0	0	0	0	0	0	0	0	0	3
		Total Trial Dispositions	0	0	0	0	0	0	0	0	0	0	0	0	0	0	0	0
	Other Manner of Disposition	1	0	0	0	0	0	0	0	0	0	0	0	0	0	0	1	
	Nye County District Court	Filings	375	11	0	38	24	161	5	1	3	4	0	11	0	57	690	
		Reopened (cases)	26	0	0	1	4	1	0	0	1	0	0	0	0	4	37	
		Grand Total Dispositions	356	6	1	10	13	106	7	1	6	4	0	7	0	38	555	
		Total Non-Trial Dispositions	355	6	1	8	11	105	6	1	5	2	0	6	0	30	536	
Total Trial Dispositions		0	0	0	0	0	0	0	0	0	1	0	0	0	0	1		
Other Manner of Disposition	1	0	0	2	2	1	1	0	1	1	0	1	0	8	18			
6th Judicial District	Humboldt County District Court	Filings	124	13	0	5	10	0	38	0	1	8	5	15	0	30	249	
		Reopened (cases)	39	2	0	0	1	1	10	0	0	0	0	0	0	0	53	
		Grand Total Dispositions	171	8	0	6	6	32 ^b	81	0	1	9	4	14	0	15	347 ^b	
		Total Non-Trial Dispositions	167	8	0	6	5	28	75	0	1	9	1	13	0	6	319	
		Total Trial Dispositions	0	0	0	0	0	0	0	0	0	0	0	0	0	1	1	
Other Manner of Disposition	4	0	0	0	1	4	6	0	0	0	3	1	0	8	27			
7th Judicial District	Eureka County District Court	Filings	8	0	0	1	0	0	0	0	1	0	0	0	0	0	10	
		Reopened (cases)	0	0	0	0	0	0	0	0	0	0	0	0	0	0	0	
		Grand Total Dispositions	6	0	0	1	0	0	0	0	0	0	0	0	0	0	7	
		Total Non-Trial Dispositions	4	0	0	0	0	0	0	0	0	0	0	0	0	0	4	
		Total Trial Dispositions	2	0	0	1	0	0	0	0	0	0	0	0	0	0	3	
	Other Manner of Disposition	0	0	0	0	0	0	0	0	0	0	0	0	0	0	0		
	Lincoln County District Court	Filings	20	1	0	0	0	3	1	1	0	1	0	9	0	2	38	
		Reopened (cases)	1	0	0	0	0	0	0	0	0	0	0	0	0	0	1	
		Grand Total Dispositions	17	0	0	0	0	0	1	0	0	1	0	5	0	2	26	
		Total Non-Trial Dispositions	17	0	0	0	0	0	0	0	0	1	0	4	0	1	23	
		Total Trial Dispositions	0	0	0	0	0	0	0	0	0	0	0	1	0	0	1	
	Other Manner of Disposition	0	0	0	0	0	0	1	0	0	0	0	0	0	1	2		
	White Pine County District Court	Filings	49	0	0	3	8	3	14	1	0	1	0	13	0	8	100	
Reopened (cases)		14	0	0	0	7	2	9	0	0	0	0	0	0	4	36		
Grand Total Dispositions		60	1	1	3	10	5	21	1	0	2	0	6	0	11	121		
Total Non-Trial Dispositions		53	1	0	0	5	0	0	0	0	1	0	6	0	5	71		
Total Trial Dispositions		6	0	1	3	5	5	19	1	0	1	0	0	0	6	47		
Other Manner of Disposition	1	0	0	0	0	0	2	0	0	0	0	0	0	0	3			

^b Reported dispositions exclude 1,269 administrative closures of older IV-D UIFSA cases. To provide a better representation of current cases addressed by the court this fiscal year, these administrative closures were omitted from this table but are noted here for general information.

Source: Uniform System for Judicial Records, Nevada AOC, Research and Statistics Unit.

Table B6. Family Caseload Processed by District Courts in Nevada, Fiscal Year 2016.

District Court, Family (3 of 3)			Domestic Relations Case											Mental Health Case	Guardianships Case	Totals	
			Marriage Dissolution	Paternity	Visitation (Non-Divorce)	Adoptions	Custody (Non-Divorce)	IV-D UIFSA	IV-D Intrastate	Other Support	State Initiated (TPR) Petition	Other (TPR) Petition	Request for Domestic Violence Protective Orders (TPOs)				Other Domestic Relations
8th Judicial District	Clark County District Court	Filings	12,967	268	76	755	1,912	1,263	4,066	0	410	310	7,790	1,778	7,769	1,803	41,167
		Reopened (cases)	2,877	239	10	10	994	1,464	2,255	0	13	19	72	133	12,785	1,466	22,337
		Grand Total Dispositions	16,299	545	72	765	2,852	2,174 ^c	3,553 ^c	0	393	314	7,318	1,885	20,494	4,548 ^c	61,212 ^c
		Total Non-Trial Dispositions	16,034	522	69	736	2,755	2,172	3,553	0	226	307	7,315	1,869	20,488	3,896	59,942
		Total Trial Dispositions	209	23	1	3	74	0	0	0	158	5	0	4	0	8	485
Other Manner of Disposition	56	0	2	26	23	2	0	0	9	2	3	12	6	644	785		
9th Judicial District	Douglas County District Court	Filings	459	13	0	22	31	18	46	0	0	4	0	16	0	47	656
		Reopened (cases)	128	15	0	7	55	8	17	13	0	1	0	6	0	40	290
		Grand Total Dispositions	454	5	0	19	18	10	41	16	0	9	0	12	0	61	645
		Total Non-Trial Dispositions	448	4	0	19	17	10	41	16	0	9	0	0	0	59	623
		Total Trial Dispositions	0	0	0	0	0	0	0	0	0	0	0	0	0	0	0
Other Manner of Disposition	6	1	0	0	1	0	0	0	0	0	0	12	0	2	22		
10th Judicial District	Churchill County District Court	Filings	575	0	1	23	35	56	50	1	10	16	0	12	19	33	831
		Reopened (cases)	57	1	0	0	20	229	7	0	0	0	0	0	1	32	347
		Grand Total Dispositions	609	2	0	21	60	278	48	1	5	14	0	14	20	66	1,138
		Total Non-Trial Dispositions	595	2	0	21	52	266	47	1	5	14	0	14	20	47	1,084
		Total Trial Dispositions	10	0	0	0	8	0	0	0	0	0	0	0	0	1	19
Other Manner of Disposition	4	0	0	0	0	12	1	0	0	0	0	0	0	18	35		
11th Judicial District	Lander County District Court	Filings	45	6	0	4	1	0	0	0	0	0	0	0	0	0	56
		Reopened (cases)	3	1	0	0	0	0	0	0	0	0	0	0	0	0	4
		Grand Total Dispositions	44	6	0	5	1	0	0	0	0	0	0	1	0	0	57
		Total Non-Trial Dispositions	39	5	0	5	1	0	0	0	0	0	0	1	0	0	51
		Total Trial Dispositions	0	0	0	0	0	0	0	0	0	0	0	0	0	0	0
	Other Manner of Disposition	5	1	0	0	0	0	0	0	0	0	0	0	0	0	6	
	Mineral County District Court	Filings	21	4	0	1	8	2	29	4	0	1	0	2	0	6	78
		Reopened (cases)	0	0	0	0	0	0	1	0	0	0	0	1	0	0	2
		Grand Total Dispositions	8	0	0	0	0	0	0	0	0	1	0	4	0	0	13
		Total Non-Trial Dispositions	6	0	0	0	0	0	0	0	0	1	0	4	0	0	11
		Total Trial Dispositions	2	0	0	0	0	0	0	0	0	0	0	0	0	0	2
	Other Manner of Disposition	0	0	0	0	0	0	0	0	0	0	0	0	0	0	0	
	Pershing County District Court	Filings	25	0	0	6	6	1	12	6	4	3	0	5	0	17	85
Reopened (cases)		2	0	0	0	1	1	0	0	0	0	0	0	0	1	5	
Grand Total Dispositions		23	0	0	3	5	0	8	4	1	3	0	4	0	5	56	
Total Non-Trial Dispositions		23	0	0	3	4	0	8	4	1	3	0	0	0	4	50	
Total Trial Dispositions		0	0	0	0	1	0	0	0	0	0	0	0	0	0	1	
Other Manner of Disposition	0	0	0	0	0	0	0	0	0	0	0	4	0	1	5		

^c Reported dispositions exclude (44,183, 20,831, and 4,978) administrative closures of older (IV-D UIFSA, IV-D Intrastate, and Guardianship) cases. To provide a better representation of current cases addressed by the court this fiscal year, these administrative closures were omitted from this table but are noted here for general information.

Source: Uniform System for Judicial Records, Nevada AOC, Research and Statistics Unit.

Table B7. Juvenile Caseload Processed by District Courts in Nevada, Fiscal Year 2016.

District Court, Juvenile Non-Traffic (1 of 3)			Delinquency					Status Petition	Dependency/ Child Victim			Totals	Hearings					
			Person	Property	Drug	Public Order	Other Delinquency		Child Abuse/ Neglect Petition	Dependent (no fault)	Other Dependency Child Victim		Miscellaneous Petition	Informal Hearings (Involving a Judicial Officer)	Detention Hearings	Extradition Hearings	Protective Custody Hearings	
Totals ^a	Nevada District Courts	New Filings (cases)	1,846	1,555	948	440	1,729	309	2,180	3	2	310	9,322	914	4,359	82	2,592	
		Reopened (cases)	202	363	169	38	188	28	217	0	0	91	1,296					
		Charges	1,129	1,054	631	355	11,241	359	-	-	-	-	14,769					
		Grand Total Dispositions	1,589	1,698	1,174	356	1,713	274	2,374	4	2	415	9,599					
		Total Non-Trial Dispositions	1,367	1,482	989	309	1,460	224	1,921	1	0	14	7,767					
		Total Trial Dispositions	11	7	0	1	3	7	195	0	0	0	224					
		Other Manner of Disposition	211	209	185	46	250	43	258	3	2	401	1,608					
1st Judicial District	Carson City District Court	New Filings (cases)	30	24	17	4	5	0	21	0	0	0	101	4	126	1	20	
		Reopened (cases)	6	13	12	3	12	0	0	0	0	0	46					
		Charges	42	51	52	25	49	0	-	-	-	-	219					
		Grand Total Dispositions	27	21	18	3	18	0	17	0	0	0	104					
		Total Non-Trial Dispositions	27	21	18	3	18	0	16	0	0	0	103					
	Total Trial Dispositions	0	0	0	0	0	0	1	0	0	0	1						
	Other Manner of Disposition	0	0	0	0	0	0	0	0	0	0	0						
	Storey County District Court	New Filings (cases)	0	1	0	0	1	0	0	0	0	0	2	2	1	3	0	0
		Reopened (cases)	0	0	0	0	1	0	0	0	0	0	1	1				
		Charges	0	1	0	0	2	0	-	-	-	-	3	3				
Grand Total Dispositions		1	1	0	1	1	0	0	0	0	0	0	4					
Total Non-Trial Dispositions		1	1	0	1	1	0	0	0	0	0	0	4					
Total Trial Dispositions	0	0	0	0	0	0	0	0	0	0	0	0						
Other Manner of Disposition	0	0	0	0	0	0	0	0	0	0	0	0						
2nd Judicial District	Washoe County District Court	New Filings (cases)	480	257	59	27	58	NR	495	NR	NR	NR	1,376	NR	936 ^c	(c)	581	
		Reopened (cases) ^b	1	0	0	0	0		0				1					
		Charges	712	618	229	111	309		-				1,979					
		Grand Total Dispositions	188	113	25	6	17		540				889					
		Total Non-Trial Dispositions	188	113	25	6	17		491				840					
Total Trial Dispositions	0	0	0	0	0		4				4							
Other Manner of Disposition	0	0	0	0	0		45				45							
3rd Judicial District	Lyon County District Court	New Filings (cases)	51	51	27	19	54	20	17	0	0	0	239	0	48	0	0	
		Reopened (cases)	34	34	10	8	19	2	3	0	0	0	110					
		Charges	69	141	40	29	62	32	-	-	-	-	373					
		Grand Total Dispositions	91	86	49	34	85	17	13	1	0	0	376					
		Total Non-Trial Dispositions	67	65	36	26	57	10	6	0	0	0	267					
Total Trial Dispositions	1	1	0	0	0	0	0	0	0	0	2							
Other Manner of Disposition	23	20	13	8	28	7	7	1	0	0	107							
4th Judicial District	Elko County District Court	New Filings (cases)	88	24	37	28	39	17	15	0	0	189	437	155	25	2	0	
		Reopened (cases)	0	0	0	0	0	0	33	0	0	71	104					
		Charges	135	53	91	56	75	43	-	-	-	-	453					
		Grand Total Dispositions	136	27	61	17	52	21	32	0	0	299	645					
		Total Non-Trial Dispositions	110	26	48	17	46	21	9	0	0	0	277					
Total Trial Dispositions	0	0	0	0	0	0	0	0	0	0	0							
Other Manner of Disposition	26	1	13	0	6	0	23	0	0	0	299	368						

^a Totals reflect aggregate information from the Nevada District Courts. Information contained herein may reflect non-standard reporting and is noted by subsequent footnotes.

^b Reopened cases under-reported.

^c Detention Hearings include Extradition Hearings counts.

NR Not reported.

Source: Uniform System for Judicial Records, Nevada AOC, Research and Statistics Unit.

Table B7. Juvenile Caseload Processed by District Courts in Nevada, Fiscal Year 2016.

District Court, Juvenile Non-Traffic Caseload (2 of 3)			Delinquency					Status Petition	Dependency/ Child Victim			Miscellaneous Petition	Totals	Hearings				
			Person	Property	Drug	Public Order	Other Delinquency		Child Abuse/ Neglect Petition	Dependent (no fault)	Other Dependency Child Victim			Informal Hearings (Involving a Judicial Officer)	Detention Hearings	Extradition Hearings	Protective Custody Hearings	
5th Judicial District	Esmeralda County District Court	New Filings (cases)	0	0	0	0	0	0	1	0	0	1	2	0	0	0	0	
		Reopened (cases)	0	0	0	0	0	0	0	0	0	0	0	0				
		Charges	0	0	0	0	0	0	0	-	-	-	-	0				
		Grand Total Dispositions	0	0	0	0	0	0	0	0	0	0	2	2				
		Total Non-Trial Dispositions	0	0	0	0	0	0	0	0	0	0	1	1				
		Total Trial Dispositions	0	0	0	0	0	0	0	0	0	0	0	0				
		Other Manner of Disposition	0	0	0	0	0	0	0	0	0	0	1	1				
	Nye County District Court	New Filings (cases)	38	28	21	8	20	59	30	0	0	89	293	462	0	0	150	
		Reopened (cases)	19	11	24	2	11	21	1	0	0	20	109					
		Charges	59	49	32	9	24	61	-	-	-	-	234					
Grand Total Dispositions		50	34	60	11	20	51	12	0	0	97	335						
Total Non-Trial Dispositions		25	17	24	8	10	20	3	0	0	11	118						
Total Trial Dispositions		0	0	0	0	0	0	0	0	0	0	0						
Other Manner of Disposition		25	17	36	3	10	31	9	0	0	86	217						
6th Judicial District	Humboldt County District Court	New Filings (cases)	13	14	41	40	0	2	20	0	0	11	141	0	3	0	0	
		Reopened (cases)	1	0	0	0	0	0	0	0	0	0	1					
		Charges	15	17	83	62	0	2	-	-	-	-	179					
		Grand Total Dispositions	16	6	12	28	0	0	8	0	0	14	84					
		Total Non-Trial Dispositions	10	5	11	22	0	0	5	0	0	1	54					
		Total Trial Dispositions	0	0	0	0	0	0	0	0	0	0	0					
		Other Manner of Disposition	6	1	1	6	0	0	3	0	0	13	30					
7th Judicial District	Eureka County District Court	New Filings (cases)	0	0	0	0	3	0	1	0	0	0	4	0	0	0	0	
		Reopened (cases)	0	0	0	0	0	0	0	0	0	0	0					
		Charges	0	0	0	0	3	0	-	-	-	-	3					
		Grand Total Dispositions	0	1	0	1	3	0	1	0	0	0	6					
		Total Non-Trial Dispositions	0	0	0	1	3	0	0	0	0	0	4					
		Total Trial Dispositions	0	0	0	0	0	0	0	0	0	0	0					
		Other Manner of Disposition	0	1	0	0	0	0	1	0	0	0	2					
	Lincoln County District Court	New Filings (cases)	5	2	2	3	1	0	0	0	0	0	13	0	0	0	0	
		Reopened (cases)	0	0	0	0	0	0	0	0	0	0	0					
		Charges	14	3	6	5	2	0	-	-	-	-	30					
		Grand Total Dispositions	1	3	2	3	1	0	0	1	1	0	12					
		Total Non-Trial Dispositions	1	3	2	3	1	0	0	0	0	0	10					
		Total Trial Dispositions	0	0	0	0	0	0	0	0	0	0	0					
Other Manner of Disposition		0	0	0	0	0	0	0	1	1	0	2						
White Pine County District Court	New Filings (cases)	12	25	6	12	43	0	6	1	0	1	106	9	14	0	47		
	Reopened (cases)	4	3	6	3	0	0	2	0	0	0	18						
	Charges	14	57	6	12	43	0	-	-	-	-	132						
	Grand Total Dispositions	20	28	13	15	40	0	12	1	0	0	129						
	Total Non-Trial Dispositions	19	27	13	14	38	0	4	1	0	0	116						
	Total Trial Dispositions	1	1	0	0	1	0	1	0	0	0	4						
	Other Manner of Disposition	0	0	0	1	1	0	7	0	0	0	9						

Source: Uniform System for Judicial Records, Nevada AOC, Research and Statistics Unit.

Table B7. Juvenile Caseload Processed by District Courts in Nevada, Fiscal Year 2016.

District Court, Juvenile Non-Traffic Caseload (3 of 3)			Delinquency					Status Petition	Dependency/ Child Victim			Miscellaneous Petition	Totals	Hearings				
			Person	Property	Drug	Public Order	Other Delinquency		Child Abuse/ Neglect Petition	Dependent (no fault)	Other Dependency Child Victim			Informal Hearings (Involving a Judicial Officer)	Detention Hearings	Extradition Hearings	Protective Custody Hearings	
8th Judicial District	Clark County District Court	New Filings (cases)	1,077	1,077	685	269	1,349	NR	1,522	2	0	10	5,991	NR	3,148	79	1,774	
		Reopened (cases)	130	288	105	13	134		64	0	0	0	734					
		Charges ^d	-	-	-	-	10,459		-	-	-	-	-	10,459				
		Grand Total Dispositions	1,010	1,318	874	200	1,323		1,597	1	0	1	6,324					
		Total Non-Trial Dispositions	875	1,156	760	172	1,138		1,351	0	0	1	5,453					
		Total Trial Dispositions	7	3	0	1	2		186	0	0	0	199					
		Other Manner of Disposition	128	159	114	27	183		60	1	0	672						
9th Judicial District	Douglas County District Court	New Filings (cases)	6	8	9	2	22	0	14	0	1	7	69	NR	26	0	1	
		Reopened (cases)	0	0	0	0	0	0	0	0	0	0	0	0				
		Charges	7	9	11	2	24	0	-	-	-	-	53					
		Grand Total Dispositions	1	5	6	1	15	0	8	0	1	2	39					
		Total Non-Trial Dispositions	1	5	6	1	15	0	0	0	0	0	28					
		Total Trial Dispositions	0	0	0	0	0	0	0	0	0	0	0	0				
		Other Manner of Disposition	0	0	0	0	0	8	0	1	2	11						
10th Judicial District	Churchill County District Court	New Filings (cases)	35	40	29	26	5	84	21	0	0	0	240	234	27	0	18	
		Reopened (cases)	6	14	10	9	2	5	113	0	0	0	159					
		Charges	51	51	47	42	5	94	-	-	-	-	290					
		Grand Total Dispositions	40	48	38	35	8	76	129	0	0	0	374					
		Total Non-Trial Dispositions	37	37	31	34	6	71	35	0	0	0	251					
		Total Trial Dispositions	2	2	0	0	0	0	3	0	0	0	7					
		Other Manner of Disposition	1	9	7	1	2	5	91	0	0	116						
11th Judicial District	Lander County District Court	New Filings (cases)	2	0	2	2	20	0	4	0	0	0	30	0	0	0	0	
		Reopened (cases)	0	0	0	0	0	0	0	0	0	0	0	0				
		Charges	2	0	4	2	24	0	-	-	-	-	32					
		Grand Total Dispositions	0	1	2	1	13	0	0	0	0	0	17					
		Total Non-Trial Dispositions	0	1	2	1	13	0	0	0	0	0	17					
		Total Trial Dispositions	0	0	0	0	0	0	0	0	0	0	0	0				
			Other Manner of Disposition	0	0	0	0	0	0	0	0	0	0					
	Mineral County District Court	New Filings (cases)	1	0	2	0	2	1	3	0	0	2	11	1	0	0	1	
		Reopened (cases)	0	0	0	0	0	0	0	0	0	0	0	0				
		Charges	1	0	2	0	3	1	-	-	-	-	7					
		Grand Total Dispositions	1	0	1	0	0	0	0	0	0	0	2					
		Total Non-Trial Dispositions	0	0	1	0	0	0	0	0	0	0	1					
		Total Trial Dispositions	0	0	0	0	0	0	0	0	0	0	0	0				
			Other Manner of Disposition	1	0	0	0	0	0	0	0	0	1					
	Pershing County District Court	New Filings (cases)	8	4	11	0	107	126	10	0	1	0	267	48	3	0	0	
Reopened (cases)		1	0	2	0	9	0	1	0	0	0	13						
Charges		8	4	28	0	157	126	-	-	-	-	323						
Grand Total Dispositions		7	6	13	0	117	109	5	0	0	0	257						
Total Non-Trial Dispositions		6	5	12	0	97	102	1	0	0	0	223						
Total Trial Dispositions		0	0	0	0	0	7	0	0	0	0	7						
		Other Manner of Disposition	1	1	1	0	20	0	4	0	0	27						

^d Charges for all delinquency case types reported in the Other Delinquency case type.

NR Not reported.

Source: Uniform System for Judicial Records, Nevada AOC, Research and Statistics Unit.

Table B8-1. Criminal Caseload Processed by Justice Courts in Nevada, Fiscal Year 2016.

Justice Court, Aggregate (1 of 4)			Felony Total	Gross Misdemeanor Total	Misdemeanor (Non-Traffic), Total	Criminal Case Totals	Traffic and Parking Totals
Totals^a	Nevada Justice Courts	New Filings (cases)	26,867	2,762	45,106	74,735	282,416
		Reopened (cases)	2,572	413	4,073	7,058	1,379
		Grand Total Dispositions	26,928	2,887	43,811	73,626	272,677
		Total Non-Trial Dispositions	25,289	2,519	40,767	68,575	270,738
		Total Trial Dispositions	-	-	551	551	351
		Other Manner of Disposition	1,639	368	2,493	4,500	1,588
1st Judicial District	Carson City Justice Court	New Filings (cases)	636	125	1,506	2,267	8,634
		Reopened (cases)	10	2	12	24	3
		Grand Total Dispositions	279	48	1,070	1,397	8,641
		Total Non-Trial Dispositions	270	47	1,039	1,356	8,555
		Total Trial Dispositions	-	-	25	25	12
		Other Manner of Disposition	9	1	6	16	74
Storey County Justice Court	New Filings (cases)	34	5	116	155	773	
	Reopened (cases)	0	0	0	0	0	
	Grand Total Dispositions	15	4	96	115	662	
	Total Non-Trial Dispositions	15	4	94	113	653	
	Total Trial Dispositions	-	-	2	2	9	
	Other Manner of Disposition	0	0	0	0	0	
2nd Judicial District	Incline Village Justice Court	New Filings (cases)	15	7	166	188	1,725
		Reopened (cases)	0	0	44	44	20
		Grand Total Dispositions	21	8	218	247	1,579
		Total Non-Trial Dispositions	21	8	169	198	1,559
		Total Trial Dispositions	-	-	7	7	0
		Other Manner of Disposition	0	0	42	42	20
	Reno Justice Court	New Filings (cases)	2,178	258	2,501	4,937	15,306
		Reopened (cases)	154	43	728	925	159
		Grand Total Dispositions	2,128	324	3,311	5,763	15,597
		Total Non-Trial Dispositions	1,989	233	2,606	4,828	15,524
		Total Trial Dispositions	-	-	35	35	10
		Other Manner of Disposition	139	91	670	900	63
	Sparks Justice Court	New Filings (cases)	977	106	1,406	2,489	6,286
		Reopened (cases)	111	39	451	601	509
		Grand Total Dispositions	1,081	155	1,834	3,070	7,085
		Total Non-Trial Dispositions	992	117	1,337	2,446	6,559
		Total Trial Dispositions	-	-	21	21	5
		Other Manner of Disposition	89	38	476	603	521
Wadsworth Justice Court	New Filings (cases)	4	0	80	84	3,102	
	Reopened (cases)	0	0	0	0	1	
	Grand Total Dispositions	4	0	95	99	2,945	
	Total Non-Trial Dispositions	4	0	93	97	2,943	
	Total Trial Dispositions	-	-	2	2	2	
	Other Manner of Disposition	0	0	0	0	0	
3rd Judicial District	Canal Justice Court	New Filings (cases)	160	26	189	375	763
		Reopened (cases)	3	0	0	3	0
		Grand Total Dispositions	164	22	180	366	743
		Total Non-Trial Dispositions	164	22	177	363	742
		Total Trial Dispositions	-	-	1	1	1
		Other Manner of Disposition	0	0	2	2	0
	Dayton Justice Court	New Filings (cases)	87	13	296	396	2,286
		Reopened (cases)	1	0	0	1	0
		Grand Total Dispositions	80	8	267	355	2,255
		Total Non-Trial Dispositions	80	8	259	347	2,252
		Total Trial Dispositions	-	-	8	8	1
		Other Manner of Disposition	0	0	0	0	2
Walker River Justice Court	New Filings (cases)	126	34	351	511	1,601	
	Reopened (cases)	3	0	2	5	2	
	Grand Total Dispositions	111	22	334	467	1,491	
	Total Non-Trial Dispositions	104	22	330	456	1,488	
	Total Trial Dispositions	-	-	4	4	3	
	Other Manner of Disposition	7	0	0	7	0	

^a Totals reflect aggregate information from the Nevada Justice Courts. Information contained herein may reflect non-standard reporting and is noted by subsequent footnotes.

Source: Uniform System for Judicial Records, Nevada AOC, Research and Statistics Unit.

Table B8-1. Criminal Caseload Processed by Justice Courts in Nevada, Fiscal Year 2016.

Justice Court, Aggregate (2 of 4)		Felony Total	Gross Misdemeanor Total	Misdemeanor (Non-Traffic), Total	Criminal Case Totals	Traffic and Parking Totals		
4th Judicial District	Elko County	Carlin Justice Court ^b	New Filings (cases)		93	93	552	
			Reopened (cases)		0	0	0	
			Grand Total Dispositions		110	110	501	
			Total Non-Trial Dispositions		104	104	493	
			Total Trial Dispositions		3	3	4	
			Other Manner of Disposition		3	3	4	
			Eastline Justice Court ^b	New Filings (cases)		109	109	544
			Reopened (cases)		0	0	0	
			Grand Total Dispositions		101	101	519	
			Total Non-Trial Dispositions		91	91	515	
			Total Trial Dispositions		9	9	4	
			Other Manner of Disposition		1	1	0	
		Elko Justice Court	New Filings (cases)	491	33	988	1,512	
		Reopened (cases)	1	0	0	1	2	
		Grand Total Dispositions	485	35	903	1,423	5,534	
		Total Non-Trial Dispositions	481	34	875	1,390	5,487	
		Total Trial Dispositions	-	-	25	25	28	
		Other Manner of Disposition	4	1	3	8	19	
	Jackpot Justice Court ^{b,c}	New Filings (cases)		47	47	1,309		
	Reopened (cases)		3	3	30			
	Grand Total Dispositions		92	92	1,608			
	Total Non-Trial Dispositions		68	68	1,579			
	Total Trial Dispositions		24	24	29			
	Other Manner of Disposition		0	0	0			
	Wells Justice Court ^{b,d}	New Filings (cases)		231	231	2,759		
	Reopened (cases)		-	-	-			
	Grand Total Dispositions		87	87	3,116			
	Total Non-Trial Dispositions		41	41	3,047			
	Total Trial Dispositions		43	43	68			
	Other Manner of Disposition		3	3	1			
5th Judicial District	Esmeralda County	Esmeralda Justice Court	New Filings (cases)	11	0	3	14	
		Reopened (cases)	0	0	0	0		
		Grand Total Dispositions	3	0	2	5		
		Total Non-Trial Dispositions	3	0	0	3		
		Total Trial Dispositions	-	-	0	0		
	Other Manner of Disposition	0	0	2	2			
	Nye County	Beatty Justice Court	New Filings (cases)	19	7	94	120	
		Reopened (cases)	0	0	0	0		
		Grand Total Dispositions	16	7	114	137		
		Total Non-Trial Dispositions	16	7	114	137		
		Total Trial Dispositions	-	-	0	0		
		Other Manner of Disposition	0	0	0	0		
		Pahrump Justice Court	New Filings (cases)	525	75	740	1,340	
		Reopened (cases)	32	9	96	137		
		Grand Total Dispositions	558	70	787	1,415		
		Total Non-Trial Dispositions	499	61	631	1,191		
		Total Trial Dispositions	-	-	56	56		
		Other Manner of Disposition	59	9	100	168		
Tonopah Justice Court		New Filings (cases)	50	11	147	208		
Reopened (cases)	1	0	2	3				
Grand Total Dispositions	51	9	133	193				
Total Non-Trial Dispositions	50	9	120	179				
Total Trial Dispositions	-	-	8	8				
Other Manner of Disposition	1	0	5	6				
6th Judicial District	Humboldt County	Union Justice Court	New Filings (cases)	197	30	813	1,040	
		Reopened (cases)	8	0	0	8		
		Grand Total Dispositions	194	27	726	947		
		Total Non-Trial Dispositions	185	27	699	911		
		Total Trial Dispositions	-	-	24	24		
		Other Manner of Disposition	9	0	3	12		

^b Court did not hear felony or gross misdemeanor cases.

^c Jackpot Justice Court closed June 30, 2016.

^d Reopened cases not reported.

Source: Uniform System for Judicial Records, Nevada AOC, Research and Statistics Unit.

Table B8-1. Criminal Caseload Processed by Justice Courts in Nevada, Fiscal Year 2016.

Justice Court, Aggregate (3 of 4)		Felony Total	Gross Misdemeanor Total	Misdemeanor (Non-Traffic), Total	Criminal Case Totals	Traffic and Parking Totals		
7th Judicial District	Eureka County	Beowawe Justice Court ^f	New Filings (cases)	0	0	0	0	0
		Reopened (cases)	0	0	0	0	0	
		Grand Total Dispositions	0	0	1	1	4	
		Total Non-Trial Dispositions	0	0	1	1	4	
		Total Trial Dispositions	-	-	0	0	0	
		Other Manner of Disposition	0	0	0	0	0	
	Eureka Justice Court	New Filings (cases)	17	0	46	63	832	
	Reopened (cases)	0	0	0	0	0		
	Grand Total Dispositions	16	0	59	75	923		
	Total Non-Trial Dispositions	14	0	56	70	920		
	Total Trial Dispositions	-	-	3	3	2		
	Other Manner of Disposition	2	0	0	2	1		
	Lincoln County	Meadow Valley Justice Court	New Filings (cases)	28	11	65	104	986
		Reopened (cases)	2	1	4	7	0	
		Grand Total Dispositions	21	8	55	84	925	
		Total Non-Trial Dispositions	20	8	52	80	925	
		Total Trial Dispositions	-	-	2	2	0	
		Other Manner of Disposition	1	0	1	2	0	
Pahrnagat Valley Justice Court	New Filings (cases)	19	5	94	118	2,878		
Reopened (cases)	0	0	0	0	0			
Grand Total Dispositions	17	1	81	99	2,678			
Total Non-Trial Dispositions	12	1	78	91	2,676			
Total Trial Dispositions	-	-	0	0	0			
Other Manner of Disposition	5	0	3	8	2			
White Pine County	Ely (No. 1) Justice Court	New Filings (cases)	150	20	147	317	2,553	
	Reopened (cases)	9	6	2	17	4		
	Grand Total Dispositions	180	20	134	334	2,174		
	Total Non-Trial Dispositions	177	19	125	321	2,161		
	Total Trial Dispositions	-	-	5	5	9		
	Other Manner of Disposition	3	1	4	8	4		
8th Judicial District	Boulder Justice Court	New Filings (cases)	69	12	36	117	1,310	
		Reopened (cases)	4	0	0	4	10	
		Grand Total Dispositions	91	15	24	130	1,092	
		Total Non-Trial Dispositions	91	15	23	129	1,083	
		Total Trial Dispositions	0	-	1	1	9	
		Other Manner of Disposition	0	0	0	0	0	
	Bunkerville Justice Court	New Filings (cases)	9	0	30	39	1,207	
		Reopened (cases)	0	0	0	0	11	
		Grand Total Dispositions	8	0	17	25	1,352	
		Total Non-Trial Dispositions	7	0	16	23	1,349	
		Total Trial Dispositions	-	-	1	1	3	
		Other Manner of Disposition	1	0	0	1	0	
	Goodsprings Justice Court	New Filings (cases)	37	1	208	246	10,671	
		Reopened (cases)	1	0	1	2	43	
		Grand Total Dispositions	38	2	166	206	11,953	
		Total Non-Trial Dispositions	37	2	164	203	11,949	
		Total Trial Dispositions	-	-	2	2	4	
		Other Manner of Disposition	1	0	0	1	0	
Henderson Justice Court	New Filings (cases)	1,803	200	550	2,553	5,565		
	Reopened (cases)	28	6	2	36	5		
	Grand Total Dispositions	1,596	165	548	2,309	5,664		
	Total Non-Trial Dispositions	1,596	165	547	2,308	5,661		
	Total Trial Dispositions	-	-	1	1	3		
	Other Manner of Disposition	0	0	0	0	0		
Las Vegas Justice Court	New Filings (cases)	15,963	1,409	29,858	47,230	143,262		
	Reopened (cases)	2,090	294	2,529	4,913	102		
	Grand Total Dispositions	16,615	1,559	28,568	46,742	133,630		
	Total Non-Trial Dispositions	15,399	1,352	27,343	44,094	133,499		
	Total Trial Dispositions	-	-	142	142	43		
	Other Manner of Disposition	1,216	207	1,083	2,506	88		
Laughlin Justice Court	New Filings (cases)	160	25	781	966	7,269		
	Reopened (cases)	1	1	3	5	214		
	Grand Total Dispositions	185	23	518	726	9,607		
	Total Non-Trial Dispositions	185	22	518	725	9,607		
	Total Trial Dispositions	-	-	0	0	0		
	Other Manner of Disposition	0	1	0	1	0		
Mesquite Justice Court	New Filings (cases)	107	4	2	113	0		
	Reopened (cases)	0	0	0	0	0		
	Grand Total Dispositions	127	4	4	135	1		
	Total Non-Trial Dispositions	126	4	4	134	1		
	Total Trial Dispositions	-	-	0	0	0		
	Other Manner of Disposition	1	0	0	1	0		

^f Beowawe Justice Court closed June 30, 2015. Eureka Justice Court disposed older cases during fiscal year 2016. Source: Uniform System for Judicial Records, Nevada AOC, Research and Statistics Unit.

Table B8-1. Criminal Caseload Processed by Justice Courts in Nevada, Fiscal Year 2016.

Justice Court, Aggregate (4 of 4)		Felony Total	Gross Misdemeanor Total	Misdemeanor (Non-Traffic), Total	Criminal Case Totals	Traffic and Parking Totals			
8th Judicial District Cont.	Clark County Cont.	Moapa Justice Court	New Filings (cases)	24	2	45	71	1,124	
			Reopened (cases)	0	0	1	1	3	
			Grand Total Dispositions	27	0	53	80	1,253	
			Total Non-Trial Dispositions	27	0	53	80	1,253	
			Total Trial Dispositions	-	-	0	0	0	
			Other Manner of Disposition	0	0	0	0	0	
			New Filings (cases)	14	2	118	134	684	
			Reopened (cases)	0	0	0	0	0	
			Grand Total Dispositions	18	1	100	119	657	
			Total Non-Trial Dispositions	18	1	80	99	657	
			Total Trial Dispositions	-	-	20	20	0	
			Other Manner of Disposition	0	0	0	0	0	
		North Las Vegas Justice Court	New Filings (cases)	2,046	203	385	2,634	1,245	
			Reopened (cases)	79	11	4	94	3	
			Grand Total Dispositions	1,983	225	360	2,568	1,665	
			Total Non-Trial Dispositions	1,968	221	354	2,543	1,189	
		Total Trial Dispositions	-	-	3	3	8		
		Other Manner of Disposition	15	4	3	22	468		
	Searchlight Justice Court	New Filings (cases)	20	0	46	66	3,274		
		Reopened (cases)	0	0	0	0	0		
		Grand Total Dispositions	7	0	31	38	3,080		
		Total Non-Trial Dispositions	5	0	31	36	3,080		
		Total Trial Dispositions	-	-	0	0	0		
		Other Manner of Disposition	2	0	0	2	0		
9th Judicial District	Douglas County	East Fork Justice Court	New Filings (cases)	233	42	832	1,107	7,254	
			Reopened (cases)	20	1	176	197	83	
			Grand Total Dispositions	223	37	921	1,181	7,124	
			Total Non-Trial Dispositions	155	24	814	993	7,069	
		Total Trial Dispositions	-	-	27	27	26		
		Other Manner of Disposition	68	13	80	161	29		
		Tahoe Justice Court	New Filings (cases)	129	34	717	880	3,682	
			Reopened (cases)	2	0	10	12	1	
		Grand Total Dispositions	101	24	617	742	3,049		
		Total Non-Trial Dispositions	101	24	599	724	3,045		
		Total Trial Dispositions	-	-	18	18	4		
		Other Manner of Disposition	0	0	0	0	0		
10th Judicial District	Churchill County	New River Justice Court	New Filings (cases)	271	31	558	860	4,536	
		Reopened (cases)	11	0	3	14	8		
		Grand Total Dispositions	280	35	541	856	4,032		
		Total Non-Trial Dispositions	274	35	518	827	4,016		
		Total Trial Dispositions	-	-	22	22	15		
		Other Manner of Disposition	6	0	1	7	1		
11th Judicial District	Lander County	Argenta Justice Court	New Filings (cases)	37	8	166	211	2,730	
			Reopened (cases)	0	0	0	0	1	
			Grand Total Dispositions	46	9	176	231	2,668	
			Total Non-Trial Dispositions	46	9	174	229	2,577	
			Total Trial Dispositions	-	-	0	0	0	
			Other Manner of Disposition	0	0	2	2	91	
		Austin Justice Court	New Filings (cases)	0	0	7	7	540	
			Reopened (cases)	0	0	0	0	0	
			Grand Total Dispositions^g	1	0	17	18 ^g	725 ^g	
			Total Non-Trial Dispositions	1	0	17	18	725	
			Total Trial Dispositions	-	-	0	0	0	
			Other Manner of Disposition	0	0	0	0	0	
		Mineral County	Hawthorne Justice Court	New Filings (cases)	152	14	261	427	4,540
			Reopened (cases)	0	0	0	0	6	
			Grand Total Dispositionsⁱ	80	7	157	244 ⁱ	3,361 ⁱ	
			Total Non-Trial Dispositions	80	7	156	243	3,359	
		Total Trial Dispositions	-	-	1	1	2		
		Other Manner of Disposition	0	0	0	0	0		
	Pershing County	Lake Justice Court	New Filings (cases)	69	9	278	356	3,521	
		Reopened (cases)	1	0	0	1	4		
		Grand Total Dispositions	78	13	203	294	2,651		
		Total Non-Trial Dispositions	77	11	197	285	2,650		
		Total Trial Dispositions	-	-	6	6	1		
		Other Manner of Disposition	1	2	0	3	0		

^g Includes administrative case closures.

ⁱ Incomplete.

Source: Uniform System for Judicial Records, Nevada AOC, Research and Statistics Unit.

Table B8-2. Criminal Caseload Processed by Justice Courts in Nevada, Fiscal Year 2016.

JUSTICE COURT, FELONY (1 of 6)			Crimes Against Persons, Felony	Domestic Violence, Felony	Elder Abuse, Felony	Child Abuse & Neglect, Felony	Protection Order Violation, Felony	Crimes Against Property, Felony	Drugs, Felony	Weapons, Felony	Motor Vehicle - DUI, Felony	Motor Vehicle - Reckless, Felony	Motor Vehicle - Other, Felony	Public Order, Felony	Other, Felony
Totals^a	Nevada Justice Courts	New Filings (cases)	5,383	1,385	33	583	47	9,103	8,352	756	519	21	154	145	386
		Reopened (cases)	282	164	1	29	4	653	1,324	57	12	1	3	10	32
		Charges	11,338	1,965	93	1,131	56	22,590	13,402	2,359	598	53	388	325	658
		Grand Total Dispositions	5,229	1,291	23	552	39	9,550	8,413	682	489	23	134	149	354
		Total Non-Trial Dispositions	4,871	1,165	22	515	36	9,053	7,890	654	470	22	130	139	322
		Total Trial Dispositions	-	-	-	-	-	-	-	-	-	-	-	-	-
Other Manner of Disposition	358	126	1	37	3	497	523	28	19	1	4	10	32		
1st Judicial District	Carson City Justice Court	New Filings (cases)	103	13	0	14	2	182	265	12	21	0	8	0	16
		Reopened (cases)	3	1	0	0	1	2	3	0	0	0	0	0	0
		Charges	164	18	0	15	2	351	468	40	22	0	14	1	17
		Grand Total Dispositions	61	6	0	6	2	118	64	1	6	0	7	0	8
		Total Non-Trial Dispositions	56	6	0	6	2	118	61	1	5	0	7	0	8
		Total Trial Dispositions	-	-	-	-	-	-	-	-	-	-	-	-	-
Other Manner of Disposition	5	0	0	0	0	0	3	0	1	0	0	0	0		
Storey County Justice Court	New Filings (cases)	11	2	0	0	2	7	11	1	0	0	0	0	0	
	Reopened (cases)	0	0	0	0	0	0	0	0	0	0	0	0	0	
	Charges	20	2	0	0	2	7	14	1	0	0	0	0	0	
	Grand Total Dispositions	2	0	0	0	1	6	6	0	0	0	0	0	0	
	Total Non-Trial Dispositions	2	0	0	0	1	6	6	0	0	0	0	0	0	
	Total Trial Dispositions	-	-	-	-	-	-	-	-	-	-	-	-	-	
Other Manner of Disposition	0	0	0	0	0	0	0	0	0	0	0	0	0		
2nd Judicial District	Incline Village Justice Court	New Filings (cases)	5	0	0	0	1	1	7	1	0	0	0	0	
		Reopened (cases)	0	0	0	0	0	0	0	0	0	0	0	0	
		Charges	6	0	0	0	1	1	9	1	0	0	0	0	
		Grand Total Dispositions	5	0	0	0	1	6	8	0	1	0	0	0	
		Total Non-Trial Dispositions	5	0	0	0	1	6	8	0	1	0	0	0	
		Total Trial Dispositions	-	-	-	-	-	-	-	-	-	-	-	-	
	Other Manner of Disposition	0	0	0	0	0	0	0	0	0	0	0	0		
	Reno Justice Court	New Filings (cases)	463	59	5	56	11	853	545	59	57	0	18	3	49
		Reopened (cases)	25	22	0	9	0	40	47	5	2	0	0	0	4
		Charges	643	90	6	70	14	1,567	1,091	211	65	0	44	5	66
		Grand Total Dispositions	420	73	3	59	7	831	559	61	48	0	18	2	47
		Total Non-Trial Dispositions	400	54	3	51	7	810	497	56	47	0	18	2	44
		Total Trial Dispositions	-	-	-	-	-	-	-	-	-	-	-	-	-
	Other Manner of Disposition	20	19	0	8	0	21	62	5	1	0	0	0	3	
	Sparks Justice Court	New Filings (cases)	170	39	0	34	6	358	270	32	38	2	10	1	17
		Reopened (cases)	19	14	0	6	0	34	33	1	3	0	1	0	0
		Charges	234	49	0	51	6	644	490	76	44	2	27	2	26
		Grand Total Dispositions	194	55	1	35	4	392	303	35	36	2	12	1	11
Total Non-Trial Dispositions		180	43	1	30	4	366	273	35	35	2	11	1	11	
Total Trial Dispositions		-	-	-	-	-	-	-	-	-	-	-	-	-	
Other Manner of Disposition	14	12	0	5	0	26	30	0	1	0	1	0	0		
Wadsworth Justice Court	New Filings (cases)	0	0	0	0	0	0	4	0	0	0	0	0	0	
	Reopened (cases)	0	0	0	0	0	0	0	0	0	0	0	0	0	
	Charges	0	0	0	0	0	0	4	0	0	0	0	0	0	
	Grand Total Dispositions	0	0	0	0	0	0	4	0	0	0	0	0	0	
	Total Non-Trial Dispositions	0	0	0	0	0	0	4	0	0	0	0	0	0	
	Total Trial Dispositions	-	-	-	-	-	-	-	-	-	-	-	-	-	
Other Manner of Disposition	0	0	0	0	0	0	0	0	0	0	0	0	0		

^a Totals reflect aggregate information from the Nevada Justice Courts. Information contained herein may reflect non-standard reporting and is noted by subsequent footnotes.
Source: Uniform System for Judicial Records, Nevada AOC, Research and Statistics Unit.

Table B8-2. Criminal Caseload Processed by Justice Courts in Nevada, Fiscal Year 2016.

JUSTICE COURT, FELONY (2 of 6)		Crimes Against Persons, Felony	Domestic Violence, Felony	Elder Abuse, Felony	Child Abuse & Neglect, Felony	Protection Order Violation, Felony	Crimes Against Property, Felony	Drugs, Felony	Weapons, Felony	Motor Vehicle - DUI, Felony	Motor Vehicle - Reckless, Felony	Motor Vehicle - Other, Felony	Public Order, Felony	Other, Felony			
3rd Judicial District	Lyon County	Canal Justice Court	New Filings (cases)	21	2	0	4	0	54	64	3	3	1	3	0	5	
			Reopened (cases)	3	0	0	0	0	0	0	0	0	0	0	0	0	0
			Charges	41	2	0	14	0	88	95	16	4	1	9	1	6	6
			Grand Total Dispositions	30	2	0	3	0	58	60	2	1	1	3	0	4	4
			Total Non-Trial Dispositions	30	2	0	3	0	58	60	2	1	1	3	0	4	4
			Total Trial Dispositions	-	-	-	-	-	-	-	-	-	-	-	-	-	-
			Other Manner of Disposition	0	0	0	0	0	0	0	0	0	0	0	0	0	0
			New Filings (cases)	18	5	0	1	1	34	17	4	5	0	0	0	0	2
			Reopened (cases)	1	0	0	0	0	0	0	0	0	0	0	0	0	0
		Charges	25	5	0	1	1	65	22	7	5	0	1	0	2	2	
		Grand Total Dispositions	18	4	0	1	2	25	17	4	6	0	0	0	3	3	
		Total Non-Trial Dispositions	18	4	0	1	2	25	17	4	6	0	0	0	3	3	
		Total Trial Dispositions	-	-	-	-	-	-	-	-	-	-	-	-	-		
		Other Manner of Disposition	0	0	0	0	0	0	0	0	0	0	0	0	0		
		Walker River Justice Court	New Filings (cases)	21	5	0	5	2	40	42	1	3	0	1	0	6	
		Reopened (cases)	1	0	0	0	0	1	1	0	0	0	0	0			
		Charges	21	9	0	10	2	62	62	6	3	0	1	0	11		
		Grand Total Dispositions	26	8	0	4	0	26	35	1	5	0	2	0	4		
		Total Non-Trial Dispositions	21	8	0	4	0	25	34	1	5	0	2	0	4		
		Total Trial Dispositions	-	-	-	-	-	-	-	-	-	-	-	-			
		Other Manner of Disposition	5	0	0	0	0	1	1	0	0	0	0	0			
4th Judicial District	Elko County	Carlin Justice Court ^b	New Filings (cases)														
			Reopened (cases)														
			Charges														
			Grand Total Dispositions														
			Total Non-Trial Dispositions														
			Total Trial Dispositions														
			Other Manner of Disposition														
			New Filings (cases)														
			Reopened (cases)														
			Charges														
			Grand Total Dispositions														
			Total Non-Trial Dispositions														
		Total Trial Dispositions															
		Other Manner of Disposition															
		Elko Justice Court	New Filings (cases)	90	0	1	13	1	147	205	13	12	1	0	0	8	
			Reopened (cases)	0	0	0	0	0	0	1	0	0	0	0	0	0	
			Charges	163	0	1	22	2	422	384	71	15	9	1	4	17	
			Grand Total Dispositions	78	2	0	11	3	142	209	15	15	2	1	0	7	
			Total Non-Trial Dispositions	78	2	0	11	3	140	208	15	15	1	1	0	7	
			Total Trial Dispositions	-	-	-	-	-	-	-	-	-	-	-	-		
			Other Manner of Disposition	0	0	0	0	0	2	1	0	0	1	0	0		
		Jackpot Justice Court ^{b,c}	New Filings (cases)														
			Reopened (cases)														
			Charges														
		Grand Total Dispositions															
		Total Non-Trial Dispositions															
		Total Trial Dispositions															
		Other Manner of Disposition															
	Wells Justice Court ^b	New Filings (cases)															
		Reopened (cases)															
		Charges															
		Grand Total Dispositions															
		Total Non-Trial Dispositions															
		Total Trial Dispositions															
		Other Manner of Disposition															

^b Court did not hear felony or gross misdemeanor cases.

^c Jackpot Justice Court closed June 30, 2016.

Source: Uniform System for Judicial Records, Nevada AOC, Research and Statistics Unit

Table B8-2. Criminal Caseload Processed by Justice Courts in Nevada, Fiscal Year 2016.

JUSTICE COURT, FELONY (3 of 6)				Crimes Against Persons, Felony	Domestic Violence, Felony	Elder Abuse, Felony	Child Abuse & Neglect, Felony	Protection Order Violation, Felony	Crimes Against Property, Felony	Drugs, Felony	Weapons, Felony	Motor Vehicle - DUI, Felony	Motor Vehicle - Reckless, Felony	Motor Vehicle - Other, Felony	Public Order, Felony	Other, Felony		
5th Judicial District	Esmeralda County	Esmeralda Justice Court	New Filings (cases)	0	2	0	0	0	2	7	0	0	0	0	0	0		
			Reopened (cases)	0	0	0	0	0	0	0	0	0	0	0	0	0	0	
			Charges	0	2	0	0	0	2	17	0	0	0	0	0	0	0	0
			Grand Total Dispositions	0	0	0	0	0	0	0	0	3	0	0	0	0	0	0
			Total Non-Trial Dispositions	0	0	0	0	0	0	0	0	3	0	0	0	0	0	0
	Total Trial Dispositions	-	-	-	-	-	-	-	-	-	-	-	-	-	-	-		
	Other Manner of Disposition	0	0	0	0	0	0	0	0	0	0	0	0	0	0	0		
	Nye County	Beatty Justice Court	New Filings (cases)	7	0	0	2	0	3	4	2	0	0	0	1	0	0	
			Reopened (cases)	0	0	0	0	0	0	0	0	0	0	0	0	0	0	0
			Charges	28	0	0	2	0	5	9	3	0	0	0	1	0	2	2
			Grand Total Dispositions	7	2	0	2	0	2	1	2	0	0	0	0	0	0	0
			Total Non-Trial Dispositions	7	2	0	2	0	2	1	2	0	0	0	0	0	0	0
		Total Trial Dispositions	-	-	-	-	-	-	-	-	-	-	-	-	-	-	-	
		Other Manner of Disposition	0	0	0	0	0	0	0	0	0	0	0	0	0	0	0	
		Pahrump Justice Court	New Filings (cases)	116	8	1	18	3	120	194	9	6	0	0	0	0	50	
			Reopened (cases)	8	5	0	0	0	10	5	1	1	0	0	0	0	2	
Charges			229	10	2	31	3	366	349	59	6	0	0	0	3	117		
Grand Total Dispositions			115	22	1	9	4	137	211	12	2	0	1	1	1	43		
Total Non-Trial Dispositions	102		17	1	9	2	120	204	12	2	0	1	1	1	28			
Total Trial Dispositions	-		-	-	-	-	-	-	-	-	-	-	-	-	-			
Other Manner of Disposition	13	5	0	0	2	17	7	0	0	0	0	0	0	15				
Tonopah Justice Court	New Filings (cases)	31	1	0	1	1	5	7	0	2	0	0	0	0	2			
	Reopened (cases)	1	0	0	0	0	0	0	0	0	0	0	0	0	0			
	Charges	46	1	0	1	1	8	7	0	2	0	0	0	0	2			
	Grand Total Dispositions	27	1	0	1	0	6	12	0	3	0	0	0	0	1			
	Total Non-Trial Dispositions	27	1	0	1	0	6	11	0	3	0	0	0	0	1			
Total Trial Dispositions	-	-	-	-	-	-	-	-	-	-	-	-	-	-				
Other Manner of Disposition	0	0	0	0	0	0	1	0	0	0	0	0	0	0				
6th Judicial District	Humboldt County	Union Justice Court	New Filings (cases)	27	2	0	8	0	37	107	7	3	0	1	0	5		
			Reopened (cases)	3	0	0	0	0	0	5	0	0	0	0	0	0		
			Charges	38	4	0	14	0	46	163	15	5	0	1	0	6		
			Grand Total Dispositions	26	2	0	7	0	37	108	6	3	0	1	0	4		
			Total Non-Trial Dispositions	22	1	0	7	0	36	105	6	3	0	1	0	4		
Total Trial Dispositions	-	-	-	-	-	-	-	-	-	-	-	-	-					
Other Manner of Disposition	4	1	0	0	0	1	3	0	0	0	0	0	0					
7th Judicial District	Eureka County	Beowawe Justice Court ^d	New Filings (cases)	0	0	0	0	0	0	0	0	0	0	0	0	0		
			Reopened (cases)	0	0	0	0	0	0	0	0	0	0	0	0	0		
			Charges	0	0	0	0	0	0	0	0	0	0	0	0	0		
			Grand Total Dispositions	0	0	0	0	0	0	0	0	0	0	0	0	0		
			Total Non-Trial Dispositions	0	0	0	0	0	0	0	0	0	0	0	0	0		
	Total Trial Dispositions	-	-	-	-	-	-	-	-	-	-	-	-	-				
	Other Manner of Disposition	0	0	0	0	0	0	0	0	0	0	0	0	0				
	Eureka Justice Court	New Filings (cases)	4	0	0	1	0	8	4	0	0	0	0	0	0			
		Reopened (cases)	0	0	0	0	0	0	0	0	0	0	0	0	0			
		Charges	6	0	0	1	0	12	6	0	0	0	0	0	0			
Grand Total Dispositions		4	0	0	1	0	5	4	0	1	1	0	0	0				
Total Non-Trial Dispositions		4	0	0	1	0	5	3	0	0	1	0	0	0				
Total Trial Dispositions	-	-	-	-	-	-	-	-	-	-	-	-	-					
Other Manner of Disposition	0	0	0	0	0	0	1	0	0	0	0	0	0					

^d Beowawe Justice Court closed June 30, 2015. Eureka Justice Court disposed older cases during fiscal year 2016.

Source: Uniform System for Judicial Records, Nevada AOC, Research and Statistics Unit

Table B8-2. Criminal Caseload Processed by Justice Courts in Nevada, Fiscal Year 2016.

JUSTICE COURT, FELONY (4 of 6)		Crimes Against Persons, Felony	Domestic Violence, Felony	Elder Abuse, Felony	Child Abuse & Neglect, Felony	Protection Order Violation, Felony	Crimes Against Property, Felony	Drugs, Felony	Weapons, Felony	Motor Vehicle - DUI, Felony	Motor Vehicle - Reckless, Felony	Motor Vehicle - Other, Felony	Public Order, Felony	Other, Felony		
7th Judicial District Cont.	Lincoln County	Meadow Valley Justice Court	New Filings (cases)	13	1	0	1	0	10	1	0	0	1	0	1	
			Reopened (cases)	0	0	1	1	0	0	0	0	0	0	0	0	
			Charges	15	2	0	1	0	18	1	0	0	1	0	0	1
			Grand Total Dispositions	10	0	0	1	0	7	1	0	0	1	0	0	1
			Total Non-Trial Dispositions	10	0	0	1	0	6	1	0	0	1	0	0	1
			Total Trial Dispositions	-	-	-	-	-	-	-	-	-	-	-	-	-
			Other Manner of Disposition	0	0	0	0	0	1	0	0	0	0	0	0	0
		Pahrnagat Valley Justice Court	New Filings (cases)	1	0	0	0	0	15	1	2	0	0	0	0	
		Reopened (cases)	0	0	0	0	0	0	0	0	0	0	0	0	0	
		Charges	3	0	0	0	0	0	20	2	2	0	0	0	0	
		Grand Total Dispositions	1	0	0	1	0	1	12	1	1	0	0	0	0	
		Total Non-Trial Dispositions	1	0	0	1	0	1	7	1	1	0	0	0	0	
		Total Trial Dispositions	-	-	-	-	-	-	-	-	-	-	-	-	-	
		Other Manner of Disposition	0	0	0	0	0	0	5	0	0	0	0	0	0	
		White Pine County	Ely (No. 1) Justice Court	New Filings (cases)	24	6	0	3	1	22	85	1	3	0	0	5
	Reopened (cases)		2	0	0	0	0	3	4	0	0	0	0	0		
	Charges		32	13	0	5	1	38	181	8	5	0	0	0	6	
	Grand Total Dispositions		32	6	0	5	1	28	100	0	1	0	0	0	7	
		Total Non-Trial Dispositions	31	6	0	5	1	26	100	0	1	0	0	0	7	
		Total Trial Dispositions	-	-	-	-	-	-	-	-	-	-	-	-		
		Other Manner of Disposition	1	0	0	0	0	2	0	0	0	0	0	0		
8th Judicial District	Clark County	Boulder Justice Court	New Filings (cases)	12	2	0	5	0	34	13	0	1	0	0	2	
			Reopened (cases)	1	0	0	0	0	2	1	0	0	0	0	0	
			Charges	17	4	0	8	0	62	25	4	2	0	0	0	2
			Grand Total Dispositions	15	2	0	6	0	35	25	1	5	0	0	0	2
			Total Non-Trial Dispositions	15	2	0	6	0	35	25	1	5	0	0	0	2
			Total Trial Dispositions	-	-	-	-	-	-	-	-	-	-	-	-	
			Other Manner of Disposition	0	0	0	0	0	0	0	0	0	0	0	0	
			Bunkerville Justice Court	New Filings (cases)	0	1	0	1	0	4	3	0	0	0	0	0
		Reopened (cases)		0	0	0	0	0	0	0	0	0	0	0	0	
		Charges		0	1	0	1	0	4	3	0	0	0	0	0	
		Grand Total Dispositions		0	2	0	0	0	3	3	0	0	0	0	0	
			Total Non-Trial Dispositions	0	2	0	0	0	2	3	0	0	0	0	0	
		Total Trial Dispositions	-	-	-	-	-	-	-	-	-	-	-	-		
		Other Manner of Disposition	0	0	0	0	0	1	0	0	0	0	0	0		
		Goodsprings Justice Court	New Filings (cases)	4	0	0	0	1	18	12	1	0	0	1	0	
	Reopened (cases)		0	0	0	0	0	0	1	0	0	0	0	0		
	Charges		4	1	0	0	1	36	17	1	0	0	1	0		
	Grand Total Dispositions		5	0	0	0	1	17	14	0	0	1	0	0		
		Total Non-Trial Dispositions	5	0	0	0	1	16	14	0	0	1	0	0		
	Total Trial Dispositions	-	-	-	-	-	-	-	-	-	-	-	-			
	Other Manner of Disposition	0	0	0	0	0	1	0	0	0	0	0	0			
	Henderson Justice Court	New Filings (cases)	279	109	6	62	5	774	486	23	20	3	15	2	19	
Reopened (cases)		16	5	0	0	1	6	0	0	0	0	0	0	0		
Charges		533	151	52	103	5	1,710	673	79	24	6	28	2	26		
Grand Total Dispositions		276	88	2	51	3	692	410	22	24	3	10	4	11		
Total Non-Trial Dispositions		276	88	2	51	3	692	410	22	24	3	10	4	11		
Total Trial Dispositions	-	-	-	-	-	-	-	-	-	-	-	-	-			
Other Manner of Disposition	0	0	0	0	0	0	0	0	0	0	0	0	0			

Source: Uniform System for Judicial Records, Nevada AOC, Research and Statistics Unit

Table B8-2. Criminal Caseload Processed by Justice Courts in Nevada, Fiscal Year 2016.

JUSTICE COURT, FELONY (5 of 6)		Crimes Against Persons, Felony	Domestic Violence, Felony	Elder Abuse, Felony	Child Abuse & Neglect, Felony	Protection Order Violation, Felony	Crimes Against Property, Felony	Drugs, Felony	Weapons, Felony	Motor Vehicle - DUI, Felony	Motor Vehicle - Reckless, Felony	Motor Vehicle - Other, Felony	Public Order, Felony	Other, Felony		
8th Judicial District Cont.	Clark County Cont.	Las Vegas Justice Court	New Filings (cases)	3,292	992	13	279	8	5,504	4,703	492	278	9	85	133	175
			Reopened (cases)	176	108	0	13	0	519	1,186	47	4	0	2	10	25
			Charges	7,632	1,415	19	645	12	15,219	7,299	1,480	318	19	220	290	309
			Grand Total Dispositions	3,253	896	13	281	4	6,045	5,028	432	272	7	69	135	180
			Total Non-Trial Dispositions	2,975	809	12	258	4	5,655	4,644	410	264	7	68	125	168
			Total Trial Dispositions	-	-	-	-	-	-	-	-	-	-	-	-	-
			Other Manner of Disposition	278	87	1	23	0	390	384	22	8	0	1	10	12
			New Filings (cases)	24	5	0	7	0	70	47	4	1	0	0	1	1
			Reopened (cases)	0	0	0	0	0	0	1	0	0	0	0	0	0
			Charges	33	8	2	7	0	114	59	10	1	0	1	1	1
			Grand Total Dispositions	15	2	0	4	0	126	32	3	0	0	1	1	1
			Total Non-Trial Dispositions	15	2	0	4	0	126	32	3	0	0	1	1	1
		Total Trial Dispositions	-	-	-	-	-	-	-	-	-	-	-	-	-	
		Other Manner of Disposition	0	0	0	0	0	0	0	0	0	0	0	0	0	
		New Filings (cases)	13	3	0	0	0	32	53	3	1	0	0	2	0	
		Reopened (cases)	0	0	0	0	0	0	0	0	0	0	0	0	0	
		Charges	66	3	0	1	0	131	148	9	1	0	0	6	1	
		Grand Total Dispositions	16	4	0	1	0	37	65	2	1	0	0	1	0	
		Total Non-Trial Dispositions	16	4	0	1	0	36	65	2	1	0	0	1	0	
		Total Trial Dispositions	-	-	-	-	-	-	-	-	-	-	-	-	-	
		Other Manner of Disposition	0	0	0	0	0	1	0	0	0	0	0	0	0	
		New Filings (cases)	1	0	0	0	0	10	11	1	1	0	0	0	0	
		Reopened (cases)	0	0	0	0	0	0	0	0	0	0	0	0	0	
		Charges	1	0	0	0	0	12	16	1	1	0	0	0	0	
	Grand Total Dispositions	1	1	0	1	0	10	12	1	0	1	0	0	0		
	Total Non-Trial Dispositions	1	1	0	1	0	10	12	1	0	1	0	0	0		
	Total Trial Dispositions	-	-	-	-	-	-	-	-	-	-	-	-	-		
	Other Manner of Disposition	0	0	0	0	0	0	0	0	0	0	0	0	0		
	New Filings (cases)	2	0	0	1	0	8	3	0	0	0	0	0	0		
	Reopened (cases)	0	0	0	0	0	0	0	0	0	0	0	0	0		
	Charges	2	0	0	1	0	36	3	1	0	0	0	0	0		
	Grand Total Dispositions	2	1	0	1	1	10	3	0	0	0	0	0	0		
	Total Non-Trial Dispositions	2	1	0	1	1	10	3	0	0	0	0	0	0		
	Total Trial Dispositions	-	-	-	-	-	-	-	-	-	-	-	-	-		
	Other Manner of Disposition	0	0	0	0	0	0	0	0	0	0	0	0	0		
	New Filings (cases)	496	110	1	55	0	563	717	62	29	1	3	2	7		
	Reopened (cases)	17	7	0	0	0	21	28	3	1	1	0	0	1		
	Charges	1,156	152	1	113	0	1,190	1,010	209	34	9	23	9	19		
	Grand Total Dispositions	467	94	0	47	1	554	715	62	27	3	3	3	7		
	Total Non-Trial Dispositions	463	94	0	47	1	550	712	62	23	3	3	3	7		
	Total Trial Dispositions	-	-	-	-	-	-	-	-	-	-	-	-	-		
	Other Manner of Disposition	4	0	0	0	0	4	3	0	4	0	0	0	0		
	New Filings (cases)	0	1	1	1	0	8	7	0	0	1	1	0	0		
	Reopened (cases)	0	0	0	0	0	0	0	0	0	0	0	0	0		
	Charges	0	1	5	2	0	17	9	0	0	1	1	0	0		
	Grand Total Dispositions	1	0	0	0	0	3	2	0	0	0	1	0	0		
	Total Non-Trial Dispositions	1	0	0	0	0	3	0	0	0	0	1	0	0		
	Total Trial Dispositions	-	-	-	-	-	-	-	-	-	-	-	-	-		
	Other Manner of Disposition	0	0	0	0	0	0	2	0	0	0	0	0	0		

Source: Uniform System for Judicial Records, Nevada AOC, Research and Statistics Unit

Table B8-2. Criminal Caseload Processed by Justice Courts in Nevada, Fiscal Year 2016.

JUSTICE COURT, FELONY (6 of 6)				Crimes Against Persons, Felony	Domestic Violence, Felony	Elder Abuse, Felony	Child Abuse & Neglect, Felony	Protection Order Violation, Felony	Crimes Against Property, Felony	Drugs, Felony	Weapons, Felony	Motor Vehicle - DUI, Felony	Motor Vehicle - Reckless, Felony	Motor Vehicle - Other, Felony	Public Order, Felony	Other, Felony	
9th Judicial District	Douglas County	East Fork Justice Court	New Filings (cases)	53	6	2	1	1	62	79	11	9	1	2	0	6	
			Reopened (cases)	3	1	0	0	0	12	3	0	1	0	0	0	0	0
			Charges	62	7	2	1	1	106	136	17	11	1	4	4	0	6
			Grand Total Dispositions	46	7	2	1	1	64	80	6	8	1	2	0	0	5
		Total Non-Trial Dispositions	34	5	2	0	1	36	62	5	5	1	1	0	0	3	
		Total Trial Dispositions	-	-	-	-	-	-	-	-	-	-	-	-	-	-	-
		Other Manner of Disposition	12	2	0	1	0	28	18	1	3	0	1	0	0	2	
		Tahoe Justice Court	New Filings (cases)	12	4	0	1	0	24	81	1	6	0	0	0	0	0
			Reopened (cases)	0	0	0	0	0	1	1	0	0	0	0	0	0	0
			Charges	17	5	0	2	0	38	87	1	6	1	2	0	0	0
Grand Total Dispositions	5		3	0	0	0	20	66	1	6	0	0	0	0	0		
Total Non-Trial Dispositions	5		3	0	0	0	20	66	1	6	0	0	0	0	0		
Total Trial Dispositions	-		-	-	-	-	-	-	-	-	-	-	-	-	-		
Other Manner of Disposition	0	0	0	0	0	0	0	0	0	0	0	0	0	0			
10th Judicial District	Churchill County	New River Justice Court	New Filings (cases)	42	4	1	5	1	77	112	7	9	0	5	1	7	
			Reopened (cases)	3	1	0	0	2	2	3	0	0	0	0	0	0	
			Charges	56	4	1	5	2	165	200	19	10	1	8	1	11	
			Grand Total Dispositions	46	6	1	9	3	76	112	6	12	0	3	1	5	
		Total Non-Trial Dispositions	44	6	1	9	2	75	111	6	12	0	2	1	5		
		Total Trial Dispositions	-	-	-	-	-	-	-	-	-	-	-	-	-	-	
Other Manner of Disposition	2	0	0	0	1	1	1	0	0	0	1	0	0				
11th Judicial District	Lander County	Argenta Justice Court	New Filings (cases)	5	0	0	2	0	10	17	1	2	0	0	0		
			Reopened (cases)	0	0	0	0	0	0	0	0	0	0	0	0		
			Charges	15	1	0	2	0	11	39	1	2	0	0	0		
			Grand Total Dispositions	6	0	0	2	0	12	22	2	1	0	0	1		
		Total Non-Trial Dispositions	6	0	0	2	0	12	22	2	1	0	0	0			
		Total Trial Dispositions	-	-	-	-	-	-	-	-	-	-	-	-			
	Other Manner of Disposition	0	0	0	0	0	0	0	0	0	0	0	0				
	Austin Justice Court	New Filings (cases)	0	0	0	0	0	0	0	0	0	0	0	0	0		
		Reopened (cases)	0	0	0	0	0	0	0	0	0	0	0	0			
		Charges	0	0	0	0	0	0	0	0	0	0	0	0			
		Grand Total Dispositions ^f	0	0	0	0	0	0	0	1	0	0	0	0			
	Total Non-Trial Dispositions	0	0	0	0	0	0	0	1	0	0	0	0				
	Total Trial Dispositions	-	-	-	-	-	-	-	-	-	-	-	-				
	Other Manner of Disposition	0	0	0	0	0	0	0	0	0	0	0	0				
Mineral County	Hawthorne Justice Court	New Filings (cases)	10	1	2	1	0	16	113	1	6	1	0	0	1		
		Reopened (cases)	0	0	0	0	0	0	0	0	0	0	0	0			
		Charges	13	2	2	1	0	24	196	7	6	2	0	0			
		Grand Total Dispositions ^f	7	1	0	1	0	10	57	1	2	0	0	1			
	Total Non-Trial Dispositions	7	1	0	1	0	10	57	1	2	0	0	1				
	Total Trial Dispositions	-	-	-	-	-	-	-	-	-	-	-	-				
Other Manner of Disposition	0	0	0	0	0	0	0	0	0	0	0	0					
Pershing County	Lake Justice Court	New Filings (cases)	13	2	0	1	0	6	41	3	1	0	0	0	2		
		Reopened (cases)	0	0	0	0	0	0	1	0	0	0	0	0			
		Charges	17	3	0	1	0	13	90	4	4	0	1	0			
		Grand Total Dispositions	12	1	0	1	0	9	50	2	2	0	0	0			
Total Non-Trial Dispositions	12	1	0	1	0	9	49	2	2	0	0	0					
Total Trial Dispositions	-	-	-	-	-	-	-	-	-	-	-	-					
Other Manner of Disposition	0	0	0	0	0	0	0	1	0	0	0	0					

^f Includes administrative case closures.

ⁱ Incomplete.

Source: Uniform System for Judicial Records, Nevada AOC, Research and Statistics Unit

Table B8-2. Criminal Caseload Processed by Justice Courts in Nevada, Fiscal Year 2016.

JUSTICE COURT, GROSS MISDEMEANOR (1 of 6)			Crimes Against Persons, Gross Misdemeanor	Domestic Violence, Gross Misdemeanor	Elder Abuse, Gross Misdemeanor	Child Abuse & Neglect, Gross Misdemeanor	Protection Order Violation, Gross Misdemeanor	Crimes Against Property, Gross Misdemeanor	Drugs, Gross Misdemeanor	Weapons, Gross Misdemeanor	Motor Vehicle - Other, Gross Misdemeanor	Public Order, Gross Misdemeanor	Other, Gross Misdemeanor	
Totals^a	Nevada Justice Courts	New Filings (cases)	906	0	20	153	45	1,034	144	252	4	9	195	
		Reopened (cases)	90	0	1	17	2	213	24	49	0	0	17	
		Charges	1,718	2	62	308	61	2,888	551	551	6	20	506	
		Grand Total Dispositions	918	0	25	189	40	1,109	127	274	3	12	190	
		Total Non-Trial Dispositions	817	0	24	159	34	964	102	240	2	11	166	
		Total Trial Dispositions	-	-	-	-	-	-	-	-	-	-	-	-
		Other Manner of Disposition	101	0	1	30	6	145	25	34	1	1	24	
1st Judicial District	Carson City Justice Court	New Filings (cases)	38	0	3	15	2	22	29	5	0	0	11	
		Reopened (cases)	0	0	0	0	0	1	0	1	0	0	0	0
		Charges	56	0	5	20	2	46	66	10	0	0	0	26
		Grand Total Dispositions	16	0	1	5	2	9	4	4	0	0	0	7
		Total Non-Trial Dispositions	16	0	1	4	2	9	4	4	0	0	0	7
		Total Trial Dispositions	-	-	-	-	-	-	-	-	-	-	-	-
		Other Manner of Disposition	0	0	0	1	0	0	0	0	0	0	0	0
Storey County Justice Court	New Filings (cases)	0	0	1	0	0	0	3	1	0	0	0	0	
	Reopened (cases)	0	0	0	0	0	0	0	0	0	0	0	0	
	Charges	0	0	1	0	0	3	1	1	0	0	0	0	
	Grand Total Dispositions	1	0	0	0	0	2	0	1	0	0	0	0	
	Total Non-Trial Dispositions	1	0	0	0	0	2	0	1	0	0	0	0	
	Total Trial Dispositions	-	-	-	-	-	-	-	-	-	-	-	-	
	Other Manner of Disposition	0	0	0	0	0	0	0	0	0	0	0	0	
2nd Judicial District	Incline Village Justice Court	New Filings (cases)	5	0	0	0	1	0	0	0	0	0	1	
		Reopened (cases)	0	0	0	0	0	0	0	0	0	0	0	0
		Charges	6	0	0	0	1	0	1	0	0	0	0	1
		Grand Total Dispositions	3	0	0	1	1	1	0	0	0	0	0	2
		Total Non-Trial Dispositions	3	0	0	1	1	1	0	0	0	0	0	2
	Total Trial Dispositions	-	-	-	-	-	-	-	-	-	-	-	-	
	Other Manner of Disposition	0	0	0	0	0	0	0	0	0	0	0	0	
	Reno Justice Court	New Filings (cases)	109	0	3	33	7	74	4	13	0	1	0	14
		Reopened (cases)	13	0	0	4	1	16	4	3	0	0	0	2
		Charges	183	2	4	63	7	185	14	31	0	3	17	
		Grand Total Dispositions	108	0	2	51	4	95	13	28	0	1	22	
		Total Non-Trial Dispositions	87	0	2	41	3	66	3	19	0	1	11	
	Total Trial Dispositions	-	-	-	-	-	-	-	-	-	-	-	-	
	Other Manner of Disposition	21	0	0	10	1	29	10	9	0	0	0	11	
	Sparks Justice Court	New Filings (cases)	31	0	0	26	0	28	5	11	0	0	0	5
		Reopened (cases)	5	0	0	7	0	16	8	0	0	0	0	3
		Charges	45	0	1	49	1	61	7	19	0	0	0	7
		Grand Total Dispositions	39	0	0	40	1	43	14	10	0	0	0	8
		Total Non-Trial Dispositions	34	0	0	33	1	28	6	10	0	0	0	5
	Total Trial Dispositions	-	-	-	-	-	-	-	-	-	-	-	-	
Other Manner of Disposition	5	0	0	7	0	15	8	0	0	0	0	3		
Wadsworth Justice Court	New Filings (cases)	0	0	0	0	0	0	0	0	0	0	0	0	
	Reopened (cases)	0	0	0	0	0	0	0	0	0	0	0	0	
	Charges	0	0	0	0	0	0	0	0	0	0	0	0	
	Grand Total Dispositions	0	0	0	0	0	0	0	0	0	0	0	0	
	Total Non-Trial Dispositions	0	0	0	0	0	0	0	0	0	0	0	0	
Total Trial Dispositions	-	-	-	-	-	-	-	-	-	-	-	-		
Other Manner of Disposition	0	0	0	0	0	0	0	0	0	0	0	0		

^a Totals reflect aggregate information from the Nevada Justice Courts. Information contained herein may reflect non-standard reporting and is noted by subsequent footnotes.
Source: Uniform System for Judicial Records, Nevada AOC, Research and Statistics Unit.

Table B8-2. Criminal Caseload Processed by Justice Courts in Nevada, Fiscal Year 2016.

JUSTICE COURT, GROSS MISDEMEANOR (2 of 6)		Crimes Against Persons, Gross Misdemeanor	Domestic Violence, Gross Misdemeanor	Elder Abuse, Gross Misdemeanor	Child Abuse & Neglect, Gross Misdemeanor	Protection Order Violation, Gross Misdemeanor	Crimes Against Property, Gross Misdemeanor	Drugs, Gross Misdemeanor	Weapons, Gross Misdemeanor	Motor Vehicle - Other, Gross Misdemeanor	Public Order, Gross Misdemeanor	Other, Gross Misdemeanor			
3rd Judicial District	Lyon County	Canal Justice Court	New Filings (cases)	4	0	0	5	0	9	5	2	0	0	1	
			Reopened (cases)	0	0	0	0	0	0	0	0	0	0	0	
			Charges	11	0	0	13	0	30	8	5	0	0	0	3
			Grand Total Dispositions	2	0	0	7	0	7	4	2	0	0	0	0
			Total Non-Trial Dispositions	2	0	0	7	0	7	4	2	0	0	0	0
			Total Trial Dispositions	-	-	-	-	-	-	-	-	-	-	-	-
			Other Manner of Disposition	0	0	0	0	0	0	0	0	0	0	0	0
			Dayton Justice Court	New Filings (cases)	4	0	0	2	0	3	1	1	0	0	2
			Reopened (cases)	0	0	0	0	0	0	0	0	0	0	0	0
		Charges	7	0	0	3	0	8	2	1	0	0	0	3	
		Grand Total Dispositions	1	0	0	1	0	3	1	0	0	0	0	2	
		Total Non-Trial Dispositions	1	0	0	1	0	3	1	0	0	0	0	2	
		Total Trial Dispositions	-	-	-	-	-	-	-	-	-	-	-	-	
		Other Manner of Disposition	0	0	0	0	0	0	0	0	0	0	0	0	
		Walker River Justice Court	New Filings (cases)	4	0	0	5	3	13	6	2	1	0	0	
	Reopened (cases)	0	0	0	0	0	0	0	0	0	0	0	0		
	Charges	7	0	0	8	3	16	9	2	1	0	0	0		
	Grand Total Dispositions	4	0	0	5	2	6	3	1	1	0	0	0		
	Total Non-Trial Dispositions	4	0	0	5	2	6	3	1	1	0	0	0		
	Total Trial Dispositions	-	-	-	-	-	-	-	-	-	-	-	-		
	Other Manner of Disposition	0	0	0	0	0	0	0	0	0	0	0	0		
4th Judicial District	Elko County	Carlin Justice Court ^b	New Filings (cases)												
			Reopened (cases)												
			Charges												
			Grand Total Dispositions												
			Total Non-Trial Dispositions												
			Total Trial Dispositions												
			Other Manner of Disposition												
			Eastline Justice Court ^b	New Filings (cases)											
			Reopened (cases)												
		Charges													
		Grand Total Dispositions													
		Total Non-Trial Dispositions													
		Total Trial Dispositions													
		Other Manner of Disposition													
		Elko Justice Court	New Filings (cases)	16	0	1	3	2	8	1	2	0	0	0	
		Reopened (cases)	0	0	0	0	0	0	0	0	0	0	0	0	
		Charges	50	0	1	10	2	49	8	11	0	0	0	7	
		Grand Total Dispositions	16	0	2	3	2	9	2	0	0	0	0	1	
		Total Non-Trial Dispositions	16	0	2	3	2	9	1	0	0	0	0	1	
		Total Trial Dispositions	-	-	-	-	-	-	-	-	-	-	-	-	
		Other Manner of Disposition	0	0	0	0	0	0	1	0	0	0	0	0	
	Jackpot Justice Court ^{b,c}	New Filings (cases)													
	Reopened (cases)														
	Charges														
	Grand Total Dispositions														
	Total Non-Trial Dispositions														
	Total Trial Dispositions														
	Other Manner of Disposition														
	Wells Justice Court ^b	New Filings (cases)													
	Reopened (cases)														
	Charges														
	Grand Total Dispositions														
	Total Non-Trial Dispositions														
	Total Trial Dispositions														
	Other Manner of Disposition														

^b Court did not hear felony or gross misdemeanor cases.

^c Jackpot Justice Court closed June 30, 2016.

Source: Uniform System for Judicial Records, Nevada AOC, Research and Statistics Unit

Table B8-2. Criminal Caseload Processed by Justice Courts in Nevada, Fiscal Year 2016.

JUSTICE COURT, GROSS MISDEMEANOR (3 of 6)				Crimes Against Persons, Gross Misdemeanor	Domestic Violence, Gross Misdemeanor	Elder Abuse, Gross Misdemeanor	Child Abuse & Neglect, Gross Misdemeanor	Protection Order Violation, Gross Misdemeanor	Crimes Against Property, Gross Misdemeanor	Drugs, Gross Misdemeanor	Weapons, Gross Misdemeanor	Motor Vehicle - Other, Gross Misdemeanor	Public Order, Gross Misdemeanor	Other, Gross Misdemeanor		
5th Judicial District	Esmeralda County	Esmeralda Justice Court	New Filings (cases)	0	0	0	0	0	0	0	0	0	0	0		
			Reopened (cases)	0	0	0	0	0	0	0	0	0	0	0	0	
			Charges	0	0	0	0	0	0	0	0	0	0	0	0	0
			Grand Total Dispositions	0	0	0	0	0	0	0	0	0	0	0	0	0
			Total Non-Trial Dispositions	0	0	0	0	0	0	0	0	0	0	0	0	0
	Total Trial Dispositions	-	-	-	-	-	-	-	-	-	-	-	-	-		
	Other Manner of Disposition	0	0	0	0	0	0	0	0	0	0	0	0	0		
	Nye County	Beatty Justice Court	New Filings (cases)	2	0	0	0	0	3	0	2	0	0	0	0	
			Reopened (cases)	0	0	0	0	0	0	0	0	0	0	0	0	
			Charges	2	0	0	1	0	3	0	3	0	0	0	0	
			Grand Total Dispositions	2	0	0	1	0	2	0	2	0	0	0	0	
			Total Non-Trial Dispositions	2	0	0	1	0	2	0	2	0	0	0	0	
		Total Trial Dispositions	-	-	-	-	-	-	-	-	-	-	-	-	-	
		Other Manner of Disposition	0	0	0	0	0	0	0	0	0	0	0	0	0	
		Pahrump Justice Court	New Filings (cases)	25	0	1	5	0	26	4	5	0	0	0	9	
			Reopened (cases)	4	0	0	1	0	2	0	0	0	0	0	2	
Charges			69	0	11	8	0	67	17	12	0	0	0	23		
Grand Total Dispositions			29	0	1	8	0	14	1	8	0	0	0	9		
Total Non-Trial Dispositions	25		0	1	6	0	11	1	8	0	0	0	9			
Total Trial Dispositions	-	-	-	-	-	-	-	-	-	-	-	-	-			
Other Manner of Disposition	4	0	0	2	0	3	0	0	0	0	0	0	0			
Tonopah Justice Court	New Filings (cases)	5	0	0	0	1	5	0	0	0	0	0	0			
	Reopened (cases)	0	0	0	0	0	0	0	0	0	0	0	0			
	Charges	9	0	0	0	1	6	1	0	0	0	0	0			
	Grand Total Dispositions	3	0	0	0	0	6	0	0	0	0	0	0			
	Total Non-Trial Dispositions	3	0	0	0	0	6	0	0	0	0	0	0			
Total Trial Dispositions	-	-	-	-	-	-	-	-	-	-	-	-				
Other Manner of Disposition	0	0	0	0	0	0	0	0	0	0	0	0				
6th Judicial District	Humboldt County	Union Justice Court	New Filings (cases)	12	0	0	6	1	6	1	1	0	0	3		
			Reopened (cases)	0	0	0	0	0	0	0	0	0	0	0		
			Charges	19	0	0	10	1	15	5	6	0	0	0	6	
			Grand Total Dispositions	7	0	0	4	0	9	3	2	0	0	0	2	
			Total Non-Trial Dispositions	7	0	0	4	0	9	3	2	0	0	0	2	
Total Trial Dispositions	-	-	-	-	-	-	-	-	-	-	-	-				
Other Manner of Disposition	0	0	0	0	0	0	0	0	0	0	0	0				
7th Judicial District	Eureka County	Beowawe Justice Court ^d	New Filings (cases)	0	0	0	0	0	0	0	0	0	0	0		
			Reopened (cases)	0	0	0	0	0	0	0	0	0	0	0		
			Charges	0	0	0	0	0	0	0	0	0	0	0	0	
			Grand Total Dispositions	0	0	0	0	0	0	0	0	0	0	0	0	
			Total Non-Trial Dispositions	0	0	0	0	0	0	0	0	0	0	0	0	
	Total Trial Dispositions	-	-	-	-	-	-	-	-	-	-	-	-			
	Other Manner of Disposition	0	0	0	0	0	0	0	0	0	0	0	0			
	Eureka Justice Court	New Filings (cases)	0	0	0	0	0	0	0	0	0	0	0	0		
		Reopened (cases)	0	0	0	0	0	0	0	0	0	0	0	0		
		Charges	0	0	0	0	0	1	4	0	0	0	0	0		
		Grand Total Dispositions	0	0	0	0	0	0	0	0	0	0	0	0		
Total Non-Trial Dispositions		0	0	0	0	0	0	0	0	0	0	0	0			
Total Trial Dispositions		-	-	-	-	-	-	-	-	-	-	-	-			
Other Manner of Disposition	0	0	0	0	0	0	0	0	0	0	0	0				

^d Beowawe Justice Court closed June 30, 2015. Eureka Justice Court disposed older cases during fiscal year 2016.

Source: Uniform System for Judicial Records, Nevada AOC, Research and Statistics Unit

Table B8-2. Criminal Caseload Processed by Justice Courts in Nevada, Fiscal Year 2016.

JUSTICE COURT, GROSS MISDEMEANOR (4 of 6)				Crimes Against Persons, Gross Misdemeanor	Domestic Violence, Gross Misdemeanor	Elder Abuse, Gross Misdemeanor	Child Abuse & Neglect, Gross Misdemeanor	Protection Order Violation, Gross Misdemeanor	Crimes Against Property, Gross Misdemeanor	Drugs, Gross Misdemeanor	Weapons, Gross Misdemeanor	Motor Vehicle - Other, Gross Misdemeanor	Public Order, Gross Misdemeanor	Other, Gross Misdemeanor		
7th Judicial District Cont.	Lincoln County	Meadow Valley Justice Court	New Filings (cases)	9	0	1	0	0	0	0	1	0	0	0		
			Reopened (cases)	1	0	0	0	0	0	0	0	0	0	0	0	
			Charges	17	0	1	0	0	1	0	0	1	0	0	0	0
			Grand Total Dispositions	8	0	0	0	0	0	0	0	0	0	0	0	0
			Total Non-Trial Dispositions	8	0	0	0	0	0	0	0	0	0	0	0	0
			Total Trial Dispositions	-	-	-	-	-	-	-	-	-	-	-	-	-
	Other Manner of Disposition	0	0	0	0	0	0	0	0	0	0	0	0	0		
	Lincoln County	Pahrangat Valley Justice Court	New Filings (cases)	1	0	0	1	0	0	0	2	0	0	0	1	
			Reopened (cases)	0	0	0	0	0	0	0	0	0	0	0	0	
			Charges	7	0	0	2	0	0	2	1	0	0	0	1	
			Grand Total Dispositions	0	0	0	1	0	0	0	0	0	0	0	0	
			Total Non-Trial Dispositions	0	0	0	1	0	0	0	0	0	0	0	0	
			Total Trial Dispositions	-	-	-	-	-	-	-	-	-	-	-	-	
	Other Manner of Disposition	0	0	0	0	0	0	0	0	0	0	0	0			
White Pine County	Ely (No. 1) Justice Court	New Filings (cases)	8	0	0	0	0	5	3	3	1	0	0			
		Reopened (cases)	4	0	0	0	0	1	0	1	0	0	0			
		Charges	18	0	8	0	8	8	22	5	1	0	0	3		
		Grand Total Dispositions	10	0	0	0	1	4	2	3	0	0	0	0		
		Total Non-Trial Dispositions	10	0	0	0	1	3	2	3	0	0	0	0		
		Total Trial Dispositions	-	-	-	-	-	-	-	-	-	-	-	-		
Other Manner of Disposition	0	0	0	0	0	1	0	0	0	0	0	0				
8th Judicial District	Clark County	Boulder Justice Court	New Filings (cases)	5	0	0	0	2	3	0	1	0	0	1		
			Reopened (cases)	0	0	0	0	0	0	0	0	0	0	0		
			Charges	10	0	0	0	3	14	0	1	0	0	0	2	
			Grand Total Dispositions	4	0	1	0	2	4	1	1	0	0	0	2	
			Total Non-Trial Dispositions	4	0	1	0	2	4	1	1	0	0	0	2	
			Total Trial Dispositions	-	-	-	-	-	-	-	-	-	-	-	-	
		Other Manner of Disposition	0	0	0	0	0	0	0	0	0	0	0	0		
		Clark County	Bunkerville Justice Court	New Filings (cases)	0	0	0	0	0	0	0	0	0	0	0	
				Reopened (cases)	0	0	0	0	0	0	0	0	0	0	0	
				Charges	0	0	0	0	0	0	0	0	0	0	0	
				Grand Total Dispositions	0	0	0	0	0	0	0	0	0	0	0	
				Total Non-Trial Dispositions	0	0	0	0	0	0	0	0	0	0	0	
	Total Trial Dispositions			-	-	-	-	-	-	-	-	-	-	-		
	Other Manner of Disposition	0	0	0	0	0	0	0	0	0	0	0				
	Clark County	Goodsprings Justice Court	New Filings (cases)	0	0	0	0	0	0	1	0	0	0	0		
			Reopened (cases)	0	0	0	0	0	0	0	0	0	0	0		
			Charges	0	0	0	0	0	0	1	1	0	0	0		
			Grand Total Dispositions	0	0	0	0	0	0	2	0	0	0	0		
Total Non-Trial Dispositions			0	0	0	0	0	0	2	0	0	0	0			
Total Trial Dispositions			-	-	-	-	-	-	-	-	-	-	-			
Other Manner of Disposition	0	0	0	0	0	0	0	0	0	0	0					
Clark County	Henderson Justice Court	New Filings (cases)	77	0	2	4	10	82	5	12	0	0	8			
		Reopened (cases)	3	0	0	0	1	2	0	0	0	0	0			
		Charges	170	0	2	6	24	276	10	21	0	0	11			
		Grand Total Dispositions	67	0	1	2	6	71	4	8	0	0	6			
		Total Non-Trial Dispositions	67	0	1	2	6	71	4	8	0	0	6			
		Total Trial Dispositions	-	-	-	-	-	-	-	-	-	-	-			
Other Manner of Disposition	0	0	0	0	0	0	0	0	0	0	0					

Source: Uniform System for Judicial Records, Nevada AOC, Research and Statistics Unit

Table B8-2. Criminal Caseload Processed by Justice Courts in Nevada, Fiscal Year 2016.

JUSTICE COURT, GROSS MISDEMEANOR (5 of 6)			Crimes Against Persons, Gross Misdemeanor	Domestic Violence, Gross Misdemeanor	Elder Abuse, Gross Misdemeanor	Child Abuse & Neglect, Gross Misdemeanor	Protection Order Violation, Gross Misdemeanor	Crimes Against Property, Gross Misdemeanor	Drugs, Gross Misdemeanor	Weapons, Gross Misdemeanor	Motor Vehicle - Other, Gross Misdemeanor	Public Order, Gross Misdemeanor	Other, Gross Misdemeanor		
8th Judicial District Cont.	Clark County Cont.	Las Vegas Justice Court	New Filings (cases)	440	0	6	23	6	612	56	156	0	5	105	
		Reopened (cases)	54	0	1	5	0	170	11	44	0	0	0	9	
		Charges	784	0	15	70	6	1,778	325	340	1	13	327		
		Grand Total Dispositions	483	0	15	34	10	689	54	167	0	8	99		
		Total Non-Trial Dispositions	414	0	14	24	9	599	52	144	0	7	89		
		Total Trial Dispositions	-	-	-	-	-	-	-	-	-	-	-	-	
		Other Manner of Disposition	69	0	1	10	1	90	2	23	0	1	10		
		Laughlin Justice Court	New Filings (cases)	6	0	0	1	1	12	0	5	0	0	0	0
		Reopened (cases)	1	0	0	0	0	0	0	0	0	0	0	0	0
		Charges	10	0	0	1	1	23	3	7	0	0	0	0	
		Grand Total Dispositions	6	0	0	1	0	11	0	5	0	0	0	0	
		Total Non-Trial Dispositions	6	0	0	1	0	11	0	4	0	0	0	0	
	Total Trial Dispositions	-	-	-	-	-	-	-	-	-	-	-	-		
	Other Manner of Disposition	0	0	0	0	0	0	0	1	0	0	0	0		
	Mesquite Justice Court	New Filings (cases)	3	0	0	0	0	0	0	0	1	0	0	0	
	Reopened (cases)	0	0	0	0	0	0	0	0	0	0	0	0	0	
	Charges	29	0	0	0	0	5	0	1	0	0	0	1		
	Grand Total Dispositions	3	0	0	0	0	1	0	0	0	0	0	0		
	Total Non-Trial Dispositions	3	0	0	0	0	1	0	0	0	0	0	0		
	Total Trial Dispositions	-	-	-	-	-	-	-	-	-	-	-	-		
	Other Manner of Disposition	0	0	0	0	0	0	0	0	0	0	0	0		
	Moapa Justice Court	New Filings (cases)	0	0	0	0	0	1	1	0	0	0	0	0	
	Reopened (cases)	0	0	0	0	0	0	0	0	0	0	0	0	0	
	Charges	0	0	0	0	0	3	1	0	0	0	0	0		
Grand Total Dispositions	0	0	0	0	0	0	0	0	0	0	0	0			
Total Non-Trial Dispositions	0	0	0	0	0	0	0	0	0	0	0	0			
Total Trial Dispositions	-	-	-	-	-	-	-	-	-	-	-	-			
Other Manner of Disposition	0	0	0	0	0	0	0	0	0	0	0	0			
Moapa Valley Justice Court	New Filings (cases)	0	0	0	0	1	0	0	0	0	0	0	1		
Reopened (cases)	0	0	0	0	0	0	0	0	0	0	0	0	0		
Charges	0	0	0	0	1	2	0	0	0	0	0	1			
Grand Total Dispositions	0	0	0	0	0	0	0	0	0	0	0	1			
Total Non-Trial Dispositions	0	0	0	0	0	0	0	0	0	0	0	1			
Total Trial Dispositions	-	-	-	-	-	-	-	-	-	-	-	-			
Other Manner of Disposition	0	0	0	0	0	0	0	0	0	0	0	0			
North Las Vegas Justice Court	New Filings (cases)	74	0	2	7	2	79	4	21	0	0	0	14		
Reopened (cases)	5	0	0	0	0	5	0	0	0	0	0	1			
Charges	151	0	9	17	2	208	7	52	0	0	0	19			
Grand Total Dispositions	83	0	1	8	1	89	5	24	0	0	0	14			
Total Non-Trial Dispositions	82	0	1	8	1	86	5	24	0	0	0	14			
Total Trial Dispositions	-	-	-	-	-	-	-	-	-	-	-	-			
Other Manner of Disposition	1	0	0	0	0	3	0	0	0	0	0	0			
Searchlight Justice Court	New Filings (cases)	0	0	0	0	0	0	0	0	0	0	0	0		
Reopened (cases)	0	0	0	0	0	0	0	0	0	0	0	0	0		
Charges	2	0	0	0	0	0	0	1	0	0	0	0			
Grand Total Dispositions	0	0	0	0	0	0	0	0	0	0	0	0			
Total Non-Trial Dispositions	0	0	0	0	0	0	0	0	0	0	0	0			
Total Trial Dispositions	-	-	-	-	-	-	-	-	-	-	-	-			
Other Manner of Disposition	0	0	0	0	0	0	0	0	0	0	0	0			

Source: Uniform System for Judicial Records, Nevada AOC, Research and Statistics Unit

Table B8-2. Criminal Caseload Processed by Justice Courts in Nevada, Fiscal Year 2016.

JUSTICE COURT, GROSS MISDEMEANOR (6 of 6)				Crimes Against Persons, Gross Misdemeanor	Domestic Violence, Gross Misdemeanor	Elder Abuse, Gross Misdemeanor	Child Abuse & Neglect, Gross Misdemeanor	Protection Order Violation, Gross Misdemeanor	Crimes Against Property, Gross Misdemeanor	Drugs, Gross Misdemeanor	Weapons, Gross Misdemeanor	Motor Vehicle - Other, Gross Misdemeanor	Public Order, Gross Misdemeanor	Other, Gross Misdemeanor		
9th Judicial District	Douglas County	East Fork Justice Court	New Filings (cases)	6	0	0	8	3	15	4	3	1	0	2		
			Reopened (cases)	0	0	0	0	0	0	1	0	0	0	0	0	
			Charges	18	0	1	11	3	25	8	6	1	1	1	24	
			Grand Total Dispositions	5	0	0	7	4	10	5	3	3	1	0	2	
		Total Non-Trial Dispositions	4	0	0	7	0	6	3	2	0	0	0	2		
		Total Trial Dispositions	-	-	-	-	-	-	-	-	-	-	-	-	-	
		Other Manner of Disposition	1	0	0	0	4	4	2	1	1	1	0	0	0	
		Tahoe Justice Court	New Filings (cases)	8	0	0	2	1	4	7	2	0	3	7		
			Reopened (cases)	0	0	0	0	0	0	0	0	0	0	0		
			Charges	12	0	0	3	1	4	10	3	0	3	8		
Grand Total Dispositions	4		0	0	1	1	5	4	2	0	3	4				
Total Non-Trial Dispositions	4	0	0	1	1	5	4	2	0	3	4					
Total Trial Dispositions	-	-	-	-	-	-	-	-	-	-	-					
Other Manner of Disposition	0	0	0	0	0	0	0	0	0	0	0					
10th Judicial District	Churchill County	New River Justice Court	New Filings (cases)	4	0	0	7	2	11	1	2	1	0	3		
			Reopened (cases)	0	0	0	0	0	0	0	0	0	0	0		
			Charges	9	0	0	7	2	30	5	7	2	0	5		
			Grand Total Dispositions	5	0	0	8	3	11	1	3	1	0	3		
		Total Non-Trial Dispositions	5	0	0	8	3	11	1	3	1	0	3			
		Total Trial Dispositions	-	-	-	-	-	-	-	-	-	-	-			
		Other Manner of Disposition	0	0	0	0	0	0	0	0	0	0	0			
		11th Judicial District	Lander County	Argenta Justice Court	New Filings (cases)	2	0	0	0	0	3	1	0	0	0	2
					Reopened (cases)	0	0	0	0	0	0	0	0	0	0	0
					Charges	2	0	0	0	0	7	3	1	0	0	2
Grand Total Dispositions	2				0	1	0	0	3	1	0	0	0	2		
Total Non-Trial Dispositions	2			0	1	0	0	3	1	0	0	0	2			
Total Trial Dispositions	-			-	-	-	-	-	-	-	-	-	-			
Other Manner of Disposition	0		0	0	0	0	0	0	0	0	0	0				
Austin Justice Court	New Filings (cases)		0	0	0	0	0	0	0	0	0	0	0	0		
	Reopened (cases)		0	0	0	0	0	0	0	0	0	0	0			
	Charges		0	0	0	0	0	0	0	0	0	0	0			
	Grand Total Dispositions ^f	0	0	0	0	0	0	0	0	0	0	0				
Total Non-Trial Dispositions	0	0	0	0	0	0	0	0	0	0	0					
Total Trial Dispositions	-	-	-	-	-	-	-	-	-	-	-					
Other Manner of Disposition	0	0	0	0	0	0	0	0	0	0	0					
Mineral County	Hawthorne Justice Court	New Filings (cases)	8	0	0	0	0	2	1	1	0	0	2			
		Reopened (cases)	0	0	0	0	0	0	0	0	0	0	0			
		Charges	14	0	3	4	0	5	4	2	0	0	3			
		Grand Total Dispositions ^f	3	0	0	1	0	1	0	0	0	0	2			
	Total Non-Trial Dispositions	3	0	0	1	0	1	0	0	0	0	2				
	Total Trial Dispositions	-	-	-	-	-	-	-	-	-	-	-				
Other Manner of Disposition	0	0	0	0	0	0	0	0	0	0	0					
Pershing County	Lake Justice Court	New Filings (cases)	0	0	0	0	0	5	1	0	0	0	3			
		Reopened (cases)	0	0	0	0	0	0	0	0	0	0	0			
		Charges	1	0	0	2	0	9	7	0	0	0	6			
		Grand Total Dispositions	4	0	0	0	0	4	3	0	0	0	2			
Total Non-Trial Dispositions	4	0	0	0	0	4	1	0	0	0	2					
Total Trial Dispositions	-	-	-	-	-	-	-	-	-	-	-					
Other Manner of Disposition	0	0	0	0	0	0	2	0	0	0	0					

^f Includes administrative case closures.

ⁱ Incomplete.

Source: Uniform System for Judicial Records, Nevada AOC, Research and Statistics Unit

Table B8-2. Criminal Caseload Processed by Justice Courts in Nevada, Fiscal Year 2016.

JUSTICE COURT, MISDEMEANOR (1 of 6)			Crimes Against Persons, Misdemeanor	Domestic Violence, Misdemeanor	Elder Abuse, Misdemeanor	Protection Order Violation, Misdemeanor	Crimes Against Property, Misdemeanor	Drugs, Misdemeanor	Weapons, Misdemeanor	Public Order, Misdemeanor	Other Non-Traffic, Misdemeanor	Motor Vehicle - DUI, Misdemeanor	Motor Vehicle - Reckless, Misdemeanor	Traffic, Misdemeanor	Parking
Totals^a	Nevada Justice Courts	New Filings (cases)	3,319	5,166	0	25	11,546	6,986	190	5,483	5,768	5,609	1,014	277,438	4,978
		Reopened (cases)	255	825	0	0	862	521	12	547	304	704	43	1,369	10
		Charges	3,885	6,492	0	46	13,014	10,230	286	6,615	8,827	6,789	1,278	381,334	5,239
		Grand Total Dispositions	3,300	4,900	0	18	11,022	6,677	191	5,522	5,462	5,835	884	269,136	3,541
		Total Non-Trial Dispositions	2,978	4,242	0	16	10,514	6,315	182	5,309	5,141	5,245	825	267,208	3,530
		Total Trial Dispositions	99	170	0	2	64	24	3	25	72	80	12	349	2
		Other Manner of Disposition	223	488	0	0	444	338	6	188	249	510	47	1,579	9
1st Judicial District	Carson City Justice Court	New Filings (cases)	106	202	0	0	330	297	6	127	198	220	20	8,599	35
		Reopened (cases)	0	1	0	0	1	2	1	1	1	5	0	3	0
		Charges	152	251	0	0	468	734	14	193	329	308	42	10,989	40
		Grand Total Dispositions	65	132	0	0	245	236	3	114	152	103	20	8,609	32
		Total Non-Trial Dispositions	64	124	0	0	241	234	3	114	144	97	18	8,524	31
		Total Trial Dispositions	1	8	0	0	4	1	0	0	6	4	1	12	0
		Other Manner of Disposition	0	0	0	0	0	1	0	0	2	2	1	73	1
	Storey County Justice Court	New Filings (cases)	16	11	0	0	17	29	0	10	9	18	6	751	22
		Reopened (cases)	0	0	0	0	0	0	0	0	0	0	0	0	0
		Charges	19	12	0	0	20	50	0	17	10	26	7	1,013	28
		Grand Total Dispositions	15	4	0	0	13	23	0	14	12	11	4	647	15
		Total Non-Trial Dispositions	14	4	0	0	13	23	0	14	12	11	3	638	15
		Total Trial Dispositions	1	0	0	0	0	0	0	0	0	0	1	9	0
		Other Manner of Disposition	0	0	0	0	0	0	0	0	0	0	0	0	0
2nd Judicial District	Incline Village Justice Court	New Filings (cases)	11	13	0	0	30	22	0	8	35	40	7	1,199	526
		Reopened (cases)	1	3	0	0	3	7	0	2	1	27	0	19	1
		Charges	15	13	0	0	34	36	0	12	40	50	8	1,501	532
		Grand Total Dispositions	11	18	0	0	35	27	0	10	42	67	8	1,115	464
		Total Non-Trial Dispositions	9	11	0	0	32	22	0	8	40	39	8	1,096	463
		Total Trial Dispositions	1	4	0	0	0	0	0	0	0	2	0	0	0
		Other Manner of Disposition	1	3	0	0	3	5	0	2	2	26	0	19	1
	Reno Justice Court	New Filings (cases)	297	246	0	0	318	623	25	100	257	558	77	15,268	38
		Reopened (cases)	69	139	0	0	91	174	3	12	63	174	3	159	0
		Charges	331	304	0	0	420	887	32	156	317	672	104	37,167	41
		Grand Total Dispositions	373	350	0	0	552	728	22	102	389	717	78	15,570	27
		Total Non-Trial Dispositions	315	221	0	0	438	604	20	92	291	551	74	15,497	27
		Total Trial Dispositions	6	10	0	0	2	2	0	0	0	14	1	10	0
		Other Manner of Disposition	52	119	0	0	112	122	2	10	98	152	3	63	0
	Sparks Justice Court	New Filings (cases)	163	190	0	0	148	340	9	52	180	300	24	6,272	14
		Reopened (cases)	41	104	0	0	49	87	2	20	33	101	14	508	1
		Charges	178	247	0	0	189	499	18	82	223	378	34	8,697	14
		Grand Total Dispositions	214	274	0	1	253	385	16	69	220	367	35	7,067	18
		Total Non-Trial Dispositions	163	161	0	1	201	299	14	51	165	260	22	6,542	17
		Total Trial Dispositions	7	8	0	0	0	1	0	0	3	2	0	5	0
		Other Manner of Disposition	44	105	0	0	52	85	2	18	52	105	13	520	1
Wadsworth Justice Court	New Filings (cases)	0	1	0	0	3	31	0	8	16	18	3	3,101	1	
	Reopened (cases)	0	0	0	0	0	0	0	0	0	0	0	1	0	
	Charges	0	1	0	0	3	41	1	9	16	21	3	3,741	2	
	Grand Total Dispositions	0	3	0	0	7	31	0	24	16	13	1	2,944	1	
	Total Non-Trial Dispositions	0	2	0	0	7	31	0	24	16	12	1	2,942	1	
	Total Trial Dispositions	0	1	0	0	0	0	0	0	0	1	0	2	0	
	Other Manner of Disposition	0	0	0	0	0	0	0	0	0	0	0	0	0	

^a Totals reflect aggregate information from the Nevada Justice Courts. Information contained herein may reflect non-standard reporting and is noted by subsequent footnotes.
Source: Uniform System for Judicial Records, Nevada AOC, Research and Statistics Unit.

Table B8-2. Criminal Caseload Processed by Justice Courts in Nevada, Fiscal Year 2016.

JUSTICE COURT, MISDEMEANOR (2 of 6)				Crimes Against Persons, Misdeemeanor	Domestic Violence, Misdeemeanor	Elder Abuse, Misdeemeanor	Protection Order Violation, Misdeemeanor	Crimes Against Property, Misdeemeanor	Drugs, Misdeemeanor	Weapons, Misdeemeanor	Public Order, Misdeemeanor	Other Non-Traffic, Misdeemeanor	Motor Vehicle - DUI, Misdeemeanor	Motor Vehicle - Reckless, Misdeemeanor	Traffic, Misdeemeanor	Parking	
3rd Judicial District	Lyon County	Canal Justice Court	New Filings (cases)	16	34	0	0	35	59	1	3	18	21	2	760	3	
			Reopened (cases)	0	0	0	0	0	0	0	0	0	0	0	0	0	0
			Charges	18	39	0	0	63	101	3	3	42	21	3	972	3	
			Grand Total Dispositions	11	38	0	0	27	58	2	4	20	17	3	740	3	
		Total Non-Trial Dispositions	11	36	0	0	27	58	1	4	20	17	3	739	3		
		Total Trial Dispositions	0	1	0	0	0	0	0	0	0	0	0	1	0		
	Other Manner of Disposition	0	1	0	0	0	0	1	0	0	0	0	0	0			
	Dayton Justice Court	New Filings (cases)	24	68	0	0	35	43	3	20	47	44	12	2,284	2		
		Reopened (cases)	0	0	0	0	0	0	0	0	0	0	0	0	0		
		Charges	30	75	0	0	43	61	3	23	74	50	15	2,842	2		
		Grand Total Dispositions	17	57	0	0	32	44	2	17	43	44	11	2,255	0		
		Total Non-Trial Dispositions	16	53	0	0	32	44	2	17	40	44	11	2,252	0		
Total Trial Dispositions		1	4	0	0	0	0	0	0	3	0	0	1	0			
Other Manner of Disposition	0	0	0	0	0	0	0	0	0	0	0	2	0				
Walker River Justice Court	New Filings (cases)	20	59	0	0	20	38	0	17	167	26	4	1,601	0			
	Reopened (cases)	0	0	0	0	1	0	0	1	0	0	0	2	0			
	Charges	22	61	0	0	24	54	1	22	192	31	5	1,988	0			
	Grand Total Dispositions	20	57	0	0	16	29	1	16	158	32	5	1,491	0			
	Total Non-Trial Dispositions	20	53	0	0	16	29	1	16	158	32	5	1,488	0			
	Total Trial Dispositions	0	4	0	0	0	0	0	0	0	0	0	3	0			
Other Manner of Disposition	0	0	0	0	0	0	0	0	0	0	0	0	0				
4th Judicial District	Elko County	Carlin Justice Court	New Filings (cases)	13	1	0	0	6	42	1	8	9	12	1	546	6	
			Reopened (cases)	0	0	0	0	0	0	0	0	0	0	0	0	0	
			Charges	15	4	0	0	10	63	1	14	12	16	2	657	7	
			Grand Total Dispositions	15	2	0	0	10	42	1	8	14	17	1	496	5	
		Total Non-Trial Dispositions	14	2	0	0	9	39	1	8	13	17	1	488	5		
		Total Trial Dispositions	1	0	0	0	1	0	0	0	1	0	0	4	0		
		Other Manner of Disposition	0	0	0	0	0	2	0	0	0	0	0	4	0		
		Eastline Justice Court	New Filings (cases)	32	16	0	1	15	34	1	3	3	3	1	544	0	
			Reopened (cases)	0	0	0	0	0	0	0	0	0	0	0	0	0	
			Charges	45	16	0	1	37	57	1	22	5	4	1	628	0	
			Grand Total Dispositions	24	16	0	1	15	29	1	5	4	4	2	519	0	
			Total Non-Trial Dispositions	22	13	0	0	14	29	1	4	3	3	2	515	0	
	Total Trial Dispositions		1	3	0	1	1	0	0	1	1	1	0	4	0		
	Other Manner of Disposition	1	0	0	0	0	0	0	0	0	0	0	0	0			
	Elko Justice Court	New Filings (cases)	217	42	0	0	216	191	16	52	128	107	19	5,877	8		
		Reopened (cases)	0	0	0	0	0	0	0	0	0	0	0	2	0		
		Charges	279	89	0	0	305	366	20	182	150	139	35	7,401	8		
		Grand Total Dispositions	211	34	0	0	178	164	18	47	122	110	19	5,526	8		
		Total Non-Trial Dispositions	197	33	0	0	175	164	18	46	117	108	17	5,480	7		
		Total Trial Dispositions	14	1	0	0	2	0	0	0	4	2	2	27	1		
	Other Manner of Disposition	0	0	0	0	1	0	0	1	1	0	0	19	0			
	Jackpot Justice Court ^b	New Filings (cases)	16	5	0	0	6	6	0	1	9	4	0	1,309	0		
		Reopened (cases)	0	1	0	0	0	2	0	0	0	0	0	30	0		
		Charges	17	5	0	0	6	8	0	1	9	4	0	1,474	0		
Grand Total Dispositions		31	10	0	0	13	11	0	1	20	6	0	1,607	1			
Total Non-Trial Dispositions		22	7	0	0	8	11	0	1	13	6	0	1,579	0			
Total Trial Dispositions		9	3	0	0	5	0	0	0	7	0	0	28	1			
Other Manner of Disposition	0	0	0	0	0	0	0	0	0	0	0	0	0				
Wells Justice Court ^{b,c}	New Filings (cases)	8	7	-	1	8	44	1	22	115	23	2	2,759	-			
	Reopened (cases)	-	-	-	-	-	-	-	-	-	-	-	-	-			
	Charges	10	8	0	1	10	57	1	28	180	32	2	3,346	0			
	Grand Total Dispositions	6	2	0	1	3	15	2	8	35	11	4	3,116	0			
	Total Non-Trial Dispositions	1	0	0	1	0	10	0	0	28	1	0	3,047	0			
	Total Trial Dispositions	4	2	0	0	3	5	2	7	6	10	4	68	0			
Other Manner of Disposition	1	0	0	0	0	0	0	1	1	0	0	1	0				

^b Jackpot Justice Court closed June 30, 2016.

^c Reopened cases not reported.

Source: Uniform System for Judicial Records, Nevada AOC, Research and Statistics Unit

Table B8-2. Criminal Caseload Processed by Justice Courts in Nevada, Fiscal Year 2016.

JUSTICE COURT, MISDEMEANOR (3 of 6)				Crimes Against Persons, Misdemeanor	Domestic Violence, Misdemeanor	Elder Abuse, Misdemeanor	Protection Order Violation, Misdemeanor	Crimes Against Property, Misdemeanor	Drugs, Misdemeanor	Weapons, Misdemeanor	Public Order, Misdemeanor	Other Non-Traffic, Misdemeanor	Motor Vehicle - DUI, Misdemeanor	Motor Vehicle - Reckless, Misdemeanor	Traffic, Misdemeanor	Parking		
5th Judicial District	Esmeralda County	Esmeralda Justice Court	New Filings (cases)	0	0	0	0	0	0	0	0	0	3	0	4,477	0		
			Reopened (cases)	0	0	0	0	0	0	0	0	0	0	0	0	0	0	0
			Charges	0	0	0	0	0	0	0	0	0	0	0	6	0	5,002	0
			Grand Total Dispositions	0	0	0	0	0	0	0	0	0	0	0	2	0	4,399	0
			Total Non-Trial Dispositions	0	0	0	0	0	0	0	0	0	0	0	0	0	4,399	0
	Total Trial Dispositions	0	0	0	0	0	0	0	0	0	0	0	0	0	0	0	0	
	Other Manner of Disposition	0	0	0	0	0	0	0	0	0	0	0	2	0	0	0	0	
	Nye County	Beatty Justice Court	New Filings (cases)	3	14	0	0	9	26	2	1	9	5	25	1,750	5	1	0
			Reopened (cases)	0	0	0	0	0	0	0	0	0	0	0	0	0	1	0
			Charges	5	15	0	0	9	43	2	2	12	6	26	2,018	5	2,018	5
			Grand Total Dispositions	6	20	0	0	10	27	0	4	15	4	28	1,695	3	1,695	3
			Total Non-Trial Dispositions	6	20	0	0	10	27	0	4	15	4	28	1,693	3	1,693	3
		Total Trial Dispositions	0	0	0	0	0	0	0	0	0	0	0	0	0	2	0	
		Other Manner of Disposition	0	0	0	0	0	0	0	0	0	0	0	0	0	0	0	0
		Pahrump Justice Court	New Filings (cases)	135	80	0	22	197	151	4	7	84	60	0	4,375	7	4,375	7
			Reopened (cases)	16	24	0	0	19	20	1	0	5	11	0	136	0	136	0
			Charges	167	99	0	43	262	276	6	10	213	78	0	5,527	7	5,527	7
			Grand Total Dispositions	148	147	0	14	155	153	3	8	78	81	0	4,235	5	4,235	5
			Total Non-Trial Dispositions	124	87	0	13	128	139	2	8	64	66	0	4,107	5	4,107	5
		Total Trial Dispositions	8	30	0	1	7	1	0	0	6	3	0	26	0	26	0	
Other Manner of Disposition		16	30	0	0	20	13	1	0	8	12	0	102	0	102	0		
Tonopah Justice Court		New Filings (cases)	17	14	0	0	13	50	2	4	18	22	7	4,568	1	4,568	1	
	Reopened (cases)	1	0	0	0	0	0	0	0	1	0	0	9	0	9	0		
	Charges	19	14	0	0	19	70	2	6	25	24	7	5,084	1	5,084	1		
	Grand Total Dispositions	13	20	0	0	11	29	2	3	26	23	6	4,058	1	4,058	1		
	Total Non-Trial Dispositions	11	18	0	0	10	29	2	3	18	23	6	3,957	1	3,957	1		
Total Trial Dispositions	1	2	0	0	1	0	0	0	4	0	0	5	0	5	0			
Other Manner of Disposition	1	0	0	0	0	0	0	0	4	0	0	96	0	96	0			
6th Judicial District	Humboldt County	Union Justice Court	New Filings (cases)	94	87	0	0	130	212	5	63	128	73	21	6,033	12	6,033	12
			Reopened (cases)	0	0	0	0	0	0	0	0	0	0	0	9	0	9	0
			Charges	102	103	0	0	146	323	5	83	150	114	29	7,150	12	7,150	12
			Grand Total Dispositions	76	72	0	0	123	181	8	72	107	70	17	5,723	14	5,723	14
			Total Non-Trial Dispositions	71	65	0	0	119	178	8	71	105	66	16	5,708	14	5,708	14
Total Trial Dispositions	5	7	0	0	3	1	0	1	2	4	1	13	0	13	0			
Other Manner of Disposition	0	0	0	0	1	2	0	0	0	0	0	2	0	2	0			
7th Judicial District	Eureka County	Beowawe Justice Court ^d	New Filings (cases)	0	0	0	0	0	0	0	0	0	0	0	0	0	0	
			Reopened (cases)	0	0	0	0	0	0	0	0	0	0	0	0	0	0	0
			Charges	0	0	0	0	0	0	0	0	0	0	0	0	0	0	0
			Grand Total Dispositions	0	0	0	0	0	1	0	0	0	0	0	0	0	4	0
			Total Non-Trial Dispositions	0	0	0	0	0	1	0	0	0	0	0	0	0	4	0
	Total Trial Dispositions	0	0	0	0	0	0	0	0	0	0	0	0	0	0	0		
	Other Manner of Disposition	0	0	0	0	0	0	0	0	0	0	0	0	0	0	0		
	Eureka Justice Court	New Filings (cases)	3	6	0	0	5	15	4	5	5	3	0	830	2	830	2	
		Reopened (cases)	0	0	0	0	0	0	0	0	0	0	0	0	0	0	0	
		Charges	3	6	0	0	12	29	7	7	5	9	0	956	2	956	2	
Grand Total Dispositions		4	9	0	0	3	25	1	3	7	7	0	921	2	921	2		
Total Non-Trial Dispositions		4	6	0	0	3	25	1	3	7	7	0	918	2	918	2		
Total Trial Dispositions	0	3	0	0	0	0	0	0	0	0	0	2	0	2	0			
Other Manner of Disposition	0	0	0	0	0	0	0	0	0	0	0	0	0	1	0			

^d Beowawe Justice Court closed June 30, 2015. Eureka Justice Court disposed older cases during fiscal year 2016.

Source: Uniform System for Judicial Records, Nevada AOC, Research and Statistics Unit

Table B8-2. Criminal Caseload Processed by Justice Courts in Nevada, Fiscal Year 2016.

JUSTICE COURT, MISDEMEANOR (4 of 6)			Crimes Against Persons, Misdemeanor	Domestic Violence, Misdemeanor	Elder Abuse, Misdemeanor	Protection Order Violation, Misdemeanor	Crimes Against Property, Misdemeanor	Drugs, Misdemeanor	Weapons, Misdemeanor	Public Order, Misdemeanor	Other Non-Traffic, Misdemeanor	Motor Vehicle - DUI, Misdemeanor	Motor Vehicle - Reckless, Misdemeanor	Traffic, Misdemeanor	Parking		
7th Judicial District Cont.	Lincoln County	Meadow Valley Justice Court	New Filings (cases)	3	11	0	0	1	7	1	3	28	9	2	986	0	
			Reopened (cases)	0	1	0	0	0	1	0	0	2	0	0	0	0	0
			Charges	6	15	0	0	2	11	1	6	30	13	2	1,085	0	0
			Grand Total Dispositions	3	7	0	0	2	6	1	2	27	5	2	925	0	0
			Total Non-Trial Dispositions	3	5	0	0	2	6	1	2	27	4	2	925	0	0
			Total Trial Dispositions	0	2	0	0	0	0	0	0	0	0	0	0	0	0
			Other Manner of Disposition	0	0	0	0	0	0	0	0	0	1	0	0	0	0
		Pahrnagat Valley Justice Court	New Filings (cases)	1	1	0	0	26	38	1	0	23	2	2	2,878	0	
		Reopened (cases)	0	0	0	0	0	0	0	0	0	0	0	0	0	0	
		Charges	2	2	0	0	28	66	2	0	31	10	2	3,101	0	0	
		Grand Total Dispositions	1	1	0	0	27	25	1	0	24	1	1	2,678	0	0	
		Total Non-Trial Dispositions	1	0	0	0	26	25	1	0	23	1	1	2,676	0	0	
		Total Trial Dispositions	0	0	0	0	0	0	0	0	0	0	0	0	0	0	
		Other Manner of Disposition	0	1	0	0	1	0	0	0	1	0	0	2	0	0	
		White Pine County	Ely (No. 1) Justice Court	New Filings (cases)	10	9	0	0	16	32	6	10	43	17	4	2,548	5
		Reopened (cases)	0	1	0	0	0	0	0	0	0	1	0	4	0		
		Charges	13	12	0	0	26	48	7	14	60	25	5	2,843	5		
		Grand Total Dispositions	7	13	0	0	10	26	6	14	38	16	4	2,169	5		
		Total Non-Trial Dispositions	5	9	0	0	9	26	6	14	37	15	4	2,156	5		
		Total Trial Dispositions	2	2	0	0	0	0	0	0	1	0	0	9	0		
		Other Manner of Disposition	0	2	0	0	1	0	0	0	0	1	0	4	0		
8th Judicial District	Clark County	Boulder Justice Court	New Filings (cases)	1	1	0	0	2	8	1	0	9	0	14	1,309	1	
			Reopened (cases)	0	0	0	0	0	0	0	0	0	0	0	10	0	
			Charges	1	2	0	0	3	16	11	0	12	0	14	1,526	1	
			Grand Total Dispositions	3	1	0	0	2	4	2	0	6	1	5	1,091	1	
			Total Non-Trial Dispositions	3	0	0	0	2	4	2	0	6	1	5	1,082	1	
			Total Trial Dispositions	0	1	0	0	0	0	0	0	0	0	0	9	0	
			Other Manner of Disposition	0	0	0	0	0	0	0	0	0	0	0	0	0	
			Bunkerville Justice Court	New Filings (cases)	0	2	0	0	3	8	2	0	7	4	4	1,204	3
			Reopened (cases)	0	0	0	0	0	0	0	0	0	0	0	11	0	
			Charges	0	2	0	0	3	11	2	0	10	4	4	1,395	3	
			Grand Total Dispositions	0	2	0	0	1	5	1	0	4	1	3	1,351	1	
			Total Non-Trial Dispositions	0	1	0	0	1	5	1	0	4	1	3	1,348	1	
		Total Trial Dispositions	0	1	0	0	0	0	0	0	0	0	0	3	0		
		Other Manner of Disposition	0	0	0	0	0	0	0	0	0	0	0	0	0		
		Goodsprings Justice Court	New Filings (cases)	8	11	0	0	28	57	0	6	27	25	46	10,659	12	
	Reopened (cases)	0	0	0	0	0	0	0	0	0	0	1	43	0			
	Charges	8	13	0	0	29	71	0	7	50	29	47	12,680	13			
	Grand Total Dispositions	9	5	0	0	16	47	0	4	29	22	34	11,941	12			
	Total Non-Trial Dispositions	9	4	0	0	16	46	0	4	29	22	34	11,937	12			
	Total Trial Dispositions	0	1	0	0	0	1	0	0	0	0	0	4	0			
	Other Manner of Disposition	0	0	0	0	0	0	0	0	0	0	0	0	0			
	Henderson Justice Court	New Filings (cases)	42	2	0	0	74	81	5	14	184	110	38	5,504	61		
	Reopened (cases)	1	0	0	0	1	0	0	0	0	0	0	5	0			
	Charges	43	4	0	0	86	134	6	21	217	125	40	7,114	69			
	Grand Total Dispositions	33	1	0	0	91	85	5	13	193	92	35	5,606	58			
	Total Non-Trial Dispositions	32	1	0	0	91	85	5	13	193	92	35	5,603	58			
	Total Trial Dispositions	1	0	0	0	0	0	0	0	0	0	0	3	0			
	Other Manner of Disposition	0	0	0	0	0	0	0	0	0	0	0	0	0			

Source: Uniform System for Judicial Records, Nevada AOC, Research and Statistics Unit

Table B8-2. Criminal Caseload Processed by Justice Courts in Nevada, Fiscal Year 2016.

JUSTICE COURT, MISDEMEANOR (5 of 6)		Crimes Against Persons, Misdemeanor	Domestic Violence, Misdemeanor	Elder Abuse, Misdemeanor	Protection Order Violation, Misdemeanor	Crimes Against Property, Misdemeanor	Drugs, Misdemeanor	Weapons, Misdemeanor	Public Order, Misdemeanor	Other Non-Traffic, Misdemeanor	Motor Vehicle - DUI, Misdemeanor	Motor Vehicle - Reckless, Misdemeanor	Traffic, Misdemeanor	Parking		
8th Judicial District Cont.	Clark County Cont.	Las Vegas Justice Court	New Filings (cases)	1,749	3,572	0	1	8,881	3,565	82	4,611	3,459	3,352	586	140,241	3,021
		Reopened (cases)	107	520	0	0	660	194	4	505	188	328	23	102	0	
		Charges	2,014	4,528	0	1	9,619	4,544	108	5,231	5,642	3,967	725	196,288	3,222	
		Grand Total Dispositions	1,686	3,178	0	0	8,392	3,532	78	4,673	3,091	3,461	477	132,000	1,630	
		Total Non-Trial Dispositions	1,561	2,934	0	0	8,131	3,433	77	4,501	2,995	3,258	453	131,871	1,628	
		Total Trial Dispositions	29	31	0	0	25	1	1	16	21	18	0	43	0	
		Other Manner of Disposition	96	213	0	0	236	98	0	156	75	185	24	86	2	
		Laughlin Justice Court	New Filings (cases)	56	85	0	0	348	97	1	62	79	37	16	6,295	974
		Reopened (cases)	0	0	0	0	1	1	0	0	1	0	0	0	211	3
		Charges	59	99	0	0	360	133	1	71	93	39	18	8,106	979	
	Grand Total Dispositions	47	60	0	0	174	61	1	32	92	35	16	8,550	1,057		
	Total Non-Trial Dispositions	47	60	0	0	174	61	1	32	92	35	16	8,550	1,057		
	Total Trial Dispositions	0	0	0	0	0	0	0	0	0	0	0	0	0		
	Other Manner of Disposition	0	0	0	0	0	0	0	0	0	0	0	0	0		
	Mesquite Justice Court	New Filings (cases)	0	1	0	0	0	0	0	0	1	0	0	0	0	
	Reopened (cases)	0	0	0	0	0	0	0	0	0	0	0	0	0		
	Charges	0	1	0	0	2	11	0	2	3	0	0	9	0		
	Grand Total Dispositions	0	1	0	0	2	0	0	0	1	0	0	1	0		
	Total Non-Trial Dispositions	0	1	0	0	2	0	0	0	1	0	0	1	0		
	Total Trial Dispositions	0	0	0	0	0	0	0	0	0	0	0	0	0		
	Other Manner of Disposition	0	0	0	0	0	0	0	0	0	0	0	0	0		
	Moapa Justice Court	New Filings (cases)	0	2	0	0	4	11	1	2	2	19	4	1,121	3	
	Reopened (cases)	0	0	0	0	1	0	0	0	0	0	0	0	3	0	
	Charges	0	2	0	0	4	15	1	2	4	23	4	1,345	4		
Grand Total Dispositions	0	5	0	0	10	11	1	2	0	17	7	1,251	2			
Total Non-Trial Dispositions	0	5	0	0	10	11	1	2	0	17	7	1,251	2			
Total Trial Dispositions	0	0	0	0	0	0	0	0	0	0	0	0	0			
Other Manner of Disposition	0	0	0	0	0	0	0	0	0	0	0	0	0			
Moapa Valley Justice Court	New Filings (cases)	14	19	0	0	13	23	0	3	34	11	1	682	2		
Reopened (cases)	0	0	0	0	0	0	0	0	0	0	0	0	0			
Charges	14	19	0	0	15	30	0	3	42	11	1	878	4			
Grand Total Dispositions	7	14	0	0	11	20	0	3	30	14	1	655	2			
Total Non-Trial Dispositions	7	8	0	0	9	18	0	3	29	5	1	655	2			
Total Trial Dispositions	0	6	0	0	2	2	0	0	1	9	0	0	0			
Other Manner of Disposition	0	0	0	0	0	0	0	0	0	0	0	0	0			
North Las Vegas Justice Court	New Filings (cases)	21	140	0	0	67	26	1	9	41	68	12	1,244	1		
Reopened (cases)	0	1	0	0	1	0	0	0	0	2	0	0	3	0		
Charges	38	179	0	0	110	61	9	22	83	77	15	1,694	3			
Grand Total Dispositions	15	115	0	1	76	22	1	7	47	64	12	1,661	4			
Total Non-Trial Dispositions	15	113	0	1	76	22	1	7	46	64	9	1,189	0			
Total Trial Dispositions	0	2	0	0	0	0	0	0	1	0	0	8	0			
Other Manner of Disposition	0	0	0	0	0	0	0	0	0	0	3	464	4			
Searchlight Justice Court	New Filings (cases)	2	0	0	0	6	15	0	0	6	4	13	3,270	4		
Reopened (cases)	0	0	0	0	0	0	0	0	0	0	0	0	0			
Charges	2	1	0	0	7	23	0	0	11	6	14	3,832	5			
Grand Total Dispositions	3	1	0	0	7	6	0	0	6	2	6	3,077	3			
Total Non-Trial Dispositions	3	1	0	0	7	6	0	0	6	2	6	3,077	3			
Total Trial Dispositions	0	0	0	0	0	0	0	0	0	0	0	0	0			
Other Manner of Disposition	0	0	0	0	0	0	0	0	0	0	0	0	0			

Source: Uniform System for Judicial Records, Nevada AOC, Research and Statistics Unit

Table B8-2. Criminal Caseload Processed by Justice Courts in Nevada, Fiscal Year 2016.

JUSTICE COURT, MISDEMEANOR (6 of 6)				Crimes Against Persons, Misdemeanor	Domestic Violence, Misdemeanor	Elder Abuse, Misdemeanor	Protection Order Violation, Misdemeanor	Crimes Against Property, Misdemeanor	Drugs, Misdemeanor	Weapons, Misdemeanor	Public Order, Misdemeanor	Other Non-Traffic, Misdemeanor	Motor Vehicle - DUI, Misdemeanor	Motor Vehicle - Reckless, Misdemeanor	Traffic, Misdemeanor	Parking
9th Judicial District	Douglas County	East Fork Justice Court	New Filings (cases)	67	81	0	0	182	187	2	70	109	117	17	7,190	64
			Reopened (cases)	17	27	0	0	30	31	1	6	8	54	2	79	4
			Charges	81	101	0	0	221	314	8	104	142	143	23	8,486	72
			Grand Total Dispositions	78	99	0	0	193	195	3	73	106	160	14	7,061	63
		Total Non-Trial Dispositions	65	70	0	0	174	184	3	73	100	134	11	7,006	63	
		Total Trial Dispositions	2	15	0	0	4	1	0	0	1	3	1	26	0	
		Other Manner of Disposition	11	14	0	0	15	10	0	0	5	23	2	29	0	
		Tahoe Justice Court	New Filings (cases)	79	34	0	0	230	133	2	103	82	49	5	3,547	135
			Reopened (cases)	1	2	0	0	4	2	0	0	1	0	0	0	1
			Charges	89	38	0	0	256	224	2	156	121	67	14	4,213	139
Grand Total Dispositions	74		37	0	0	187	108	2	91	81	33	4	2,954	95		
Total Non-Trial Dispositions	70		32	0	0	184	103	2	91	81	32	4	2,950	95		
Total Trial Dispositions	4		5	0	0	3	5	0	0	0	1	0	4	0		
Other Manner of Disposition	0	0	0	0	0	0	0	0	0	0	0	0	0			
10th Judicial District	Churchill County	New River Justice Court	New Filings (cases)	24	41	0	0	65	143	2	40	108	129	6	4,532	4
			Reopened (cases)	1	1	0	0	0	0	0	0	0	1	0	8	0
			Charges	25	41	0	0	82	222	4	48	142	129	7	5,683	5
			Grand Total Dispositions	25	40	0	0	61	124	2	39	101	138	11	4,028	4
		Total Non-Trial Dispositions	24	31	0	0	61	122	2	39	97	132	10	4,012	4	
		Total Trial Dispositions	1	9	0	0	0	2	0	0	4	5	1	15	0	
Other Manner of Disposition	0	0	0	0	0	0	0	0	0	1	0	1	0			
11th Judicial District	Lander County	Argenta Justice Court	New Filings (cases)	20	15	0	0	17	32	1	20	32	25	4	2,728	2
			Reopened (cases)	0	0	0	0	0	0	0	0	0	0	0	1	0
			Charges	21	15	0	0	22	54	3	25	38	26	5	3,158	4
			Grand Total Dispositions	23	18	0	0	19	28	1	24	37	21	5	2,666	2
		Total Non-Trial Dispositions	23	18	0	0	18	28	1	24	37	21	4	2,575	2	
		Total Trial Dispositions	0	0	0	0	0	0	0	0	0	0	0	0	0	
		Other Manner of Disposition	0	0	0	0	1	0	0	0	0	0	1	91	0	
		Austin Justice Court	New Filings (cases)	0	0	0	0	0	5	0	0	2	0	0	540	0
	Reopened (cases)		0	0	0	0	0	0	0	0	0	0	0	0	0	
	Charges		0	0	0	0	0	7	0	0	2	1	0	590	0	
	Grand Total Dispositions ^f		0	0	0	0	1	5	0	0	6	5	0	725	0	
	Total Non-Trial Dispositions		0	0	0	0	1	5	0	0	6	5	0	725	0	
	Total Trial Dispositions		0	0	0	0	0	0	0	0	0	0	0	0	0	
	Other Manner of Disposition	0	0	0	0	0	0	0	0	0	0	0	0	0		
Mineral County	Hawthorne Justice Court	New Filings (cases)	14	19	0	0	24	98	2	11	29	58	6	4,537	3	
		Reopened (cases)	0	0	0	0	0	0	0	0	0	0	0	6	0	
		Charges	23	29	0	0	34	218	2	18	55	83	10	5,166	5	
		Grand Total Dispositions ^f	9	13	0	0	16	37	1	11	50	17	3	3,359	2	
	Total Non-Trial Dispositions	9	13	0	0	15	37	1	11	50	17	3	3,357	2		
	Total Trial Dispositions	0	0	0	0	1	0	0	0	0	0	0	2	0		
Other Manner of Disposition	0	0	0	0	0	0	0	0	0	0	0	0	0			
Pershing County	Lake Justice Court	New Filings (cases)	17	24	0	0	18	167	0	8	28	13	3	3,520	1	
		Reopened (cases)	0	0	0	0	0	0	0	0	0	0	0	4	0	
		Charges	19	27	0	0	25	262	2	13	35	22	5	3,989	2	
		Grand Total Dispositions	17	24	0	0	23	92	3	5	13	24	2	2,650	1	
	Total Non-Trial Dispositions	17	20	0	0	22	92	3	5	13	23	2	2,649	1		
	Total Trial Dispositions	0	4	0	0	1	0	0	0	0	1	0	1	0		
Other Manner of Disposition	0	0	0	0	0	0	0	0	0	0	0	0	0			

^f Includes administrative case closures.

ⁱ Incomplete.

Source: Uniform System for Judicial Records, Nevada AOC, Research and Statistics Unit

Table B9-1. Civil Caseload Processed by Justice Courts in Nevada, Fiscal Year 2016.

Justice Court, Civil Aggregates (1 of 6)			Real Property	Tort	Contract	Contested Liens	Other Civil Matters	Small Claims	Protection Orders	Totals
Totals^a	Nevada Justice Courts	New Filings (cases)	43,914	643	33,820	9	2,798	9,285	6,195	96,664
		Reopened (cases)	6,431	25	501	0	1,197	850	315	9,319
		Grand Total Dispositions	51,996	614	29,691	7	19,167	12,335	6,211	120,021
		Total Non-Trial Dispositions	50,884	607	29,528	6	18,707	10,834	6,106	116,672
		Total Trial Dispositions	842	1	17	1	148	1,379	-	2,388
		Other Manner of Disposition	270	6	146	0	312	122	105	961
1st Judicial District	Carson City Justice Court	New Filings (cases)	969	1	593	4	58	379	746	2,750
		Reopened (cases)	3	0	0	0	0	0	0	3
		Grand Total Dispositions^b	1,247	0	482	4	609	368	717	3,427 ^b
		Total Non-Trial Dispositions	1,156	0	481	4	592	250	717	3,200
		Total Trial Dispositions	91	0	1	0	5	118	-	215
		Other Manner of Disposition	0	0	0	0	12	0	0	12
	Storey County Justice Court	New Filings (cases)	5	0	3	0	0	17	17	42
		Reopened (cases)	0	0	0	0	0	0	0	0
		Grand Total Dispositions	2	0	1	0	2	14	18	37
		Total Non-Trial Dispositions	2	0	1	0	1	13	16	33
		Total Trial Dispositions	0	0	0	0	0	1	-	1
		Other Manner of Disposition	0	0	0	0	1	0	2	3
2nd Judicial District	Incline Village Justice Court	New Filings (cases)	33	0	25	0	18	25	27	128
		Reopened (cases)	0	0	0	0	0	3	23	26
		Grand Total Dispositions	32	1	8	0	18	29	50	138
		Total Non-Trial Dispositions	31	0	8	0	17	15	25	96
		Total Trial Dispositions	0	1	0	0	0	12	-	13
		Other Manner of Disposition	1	0	0	0	1	2	25	29
	Reno Justice Court	New Filings (cases)	2,300	29	2,827	0	156	1,336	719	7,367
		Reopened (cases)	137	1	76	0	144	121	5	484
		Grand Total Dispositions	2,262	11	2,183	0	945	1,045	653	7,099
		Total Non-Trial Dispositions	1,897	11	2,165	0	788	929	652	6,442
		Total Trial Dispositions	343	0	9	0	15	96	-	463
		Other Manner of Disposition	22	0	9	0	142	20	1	194
	Sparks Justice Court	New Filings (cases)	919	11	1,839	1	458	747	150	4,125
		Reopened (cases)	42	1	10	0	22	51	1	127
		Grand Total Dispositions	986	7	1,533	1	909	577	148	4,161
		Total Non-Trial Dispositions	849	7	1,522	0	874	492	146	3,890
		Total Trial Dispositions	114	0	2	1	9	73	-	199
		Other Manner of Disposition	23	0	9	0	26	12	2	72
	Wadsworth Justice Court	New Filings (cases)	7	0	1	0	1	7	0	16
		Reopened (cases)	0	0	0	0	0	0	0	0
		Grand Total Dispositions	1	0	1	0	1	2	1	6
Total Non-Trial Dispositions		1	0	1	0	1	2	1	6	
Total Trial Dispositions		0	0	0	0	0	0	-	0	
Other Manner of Disposition		0	0	0	0	0	0	0	0	

^a Totals reflect aggregate information from the Nevada Justice Courts. Information contained herein may reflect non-standard reporting and is noted by subsequent footnotes.

^b Includes administrative case closures.

Source: Uniform System for Judicial Records, Nevada AOC, Research and Statistics Unit.

Table B9-1. Civil Caseload Processed by Justice Courts in Nevada, Fiscal Year 2016.

Justice Court, Civil Aggregates (2 of 6)		Real Property	Tort	Contract	Contested Liens	Other Civil Matters	Small Claims	Protection Orders	Totals		
3rd Judicial District	Lyon County	Canal Justice Court	New Filings (cases)	362	2	224	0	3	154	159	904
			Reopened (cases)	2	0	0	0	0	1	4	7
			Grand Total Dispositions	374	1	145	0	23	144	158	845
			Total Non-Trial Dispositions	364	1	145	0	23	53	150	736
			Total Trial Dispositions	10	0	0	0	0	91	-	101
			Other Manner of Disposition	0	0	0	0	0	0	8	8
			New Filings (cases)	222	1	177	0	120	60	205	785
			Reopened (cases)	0	0	1	0	0	0	0	1
			Grand Total Dispositions	213	0	155	0	126	44	190	728
		Total Non-Trial Dispositions	213	0	155	0	31	44	189	632	
		Total Trial Dispositions	0	0	0	0	95	0	-	95	
		Other Manner of Disposition	0	0	0	0	0	0	1	1	
		New Filings (cases)	131	0	40	0	152	63	143	529	
		Reopened (cases)	22	0	0	0	0	1	4	27	
		Grand Total Dispositions	152	0	40	0	148	67	147	554	
	Total Non-Trial Dispositions	148	0	39	0	125	41	147	500		
	Total Trial Dispositions	4	0	1	0	23	26	-	54		
	Other Manner of Disposition	0	0	0	0	0	0	0	0		
4th Judicial District	Elko County	Carlin Justice Court	New Filings (cases)	18	0	21	0	2	65	4	110
			Reopened (cases)	0	0	1	0	0	0	0	1
			Grand Total Dispositions	17	0	19	0	4	49	3	92
			Total Non-Trial Dispositions	11	0	19	0	4	48	3	85
			Total Trial Dispositions	4	0	0	0	0	1	-	5
			Other Manner of Disposition	2	0	0	0	0	0	0	2
			New Filings (cases)	19	0	22	0	0	44	20	105
			Reopened (cases)	0	0	0	0	0	0	0	0
			Grand Total Dispositions	19	0	12	0	0	33	20	84
		Total Non-Trial Dispositions	18	0	12	0	0	24	20	74	
		Total Trial Dispositions	1	0	0	0	0	9	-	10	
		Other Manner of Disposition	0	0	0	0	0	0	0	0	
		New Filings (cases)	149	0	718	1	43	293	89	1,293	
		Reopened (cases)	0	0	0	0	0	0	0	0	
		Grand Total Dispositions	143	0	712	2	61	272	83	1,273	
		Total Non-Trial Dispositions	143	0	711	2	60	271	83	1,270	
		Total Trial Dispositions	0	0	0	0	0	1	-	1	
		Other Manner of Disposition	0	0	1	0	1	0	0	2	
		New Filings (cases)	5	0	3	0	0	14	1	23	
		Reopened (cases)	0	0	0	0	0	3	0	3	
		Grand Total Dispositions	7	0	0	0	0	1	1	9	
		Total Non-Trial Dispositions	0	0	0	0	0	1	1	2	
		Total Trial Dispositions	0	0	0	0	0	0	-	0	
		Other Manner of Disposition	7	0	0	0	0	0	0	7	
	New Filings (cases)	4	0	4	0	21	21	4	54		
	Reopened (cases) ^d	-	-	-	-	-	-	-	-		
	Grand Total Dispositions	4	0	0	0	24	18	5	51		
	Total Non-Trial Dispositions	1	0	0	0	2	6	5	14		
	Total Trial Dispositions	0	0	0	0	0	0	-	0		
	Other Manner of Disposition	3	0	0	0	22	12	0	37		

^c Jackpot Justice Court closed June 30, 2016.

^d Reopened cases not reported.

Source: Uniform System for Judicial Records, Nevada AOC, Research and Statistics Unit.

Table B9-1. Civil Caseload Processed by Justice Courts in Nevada, Fiscal Year 2016.

Justice Court, Civil Aggregates (3 of 6)		Real Property	Tort	Contract	Contested Liens	Other Civil Matters	Small Claims	Protection Orders	Totals		
5th Judicial District	Esmeralda County	Esmeralda Justice Court	New Filings (cases)	1	0	0	0	1	7	6	15
			Reopened (cases)	0	0	0	0	0	0	0	0
			Grand Total Dispositions	1	0	0	0	0	7	6	14
			Total Non-Trial Dispositions	1	0	0	0	0	4	6	11
			Total Trial Dispositions	0	0	0	0	0	1	-	1
		Other Manner of Disposition	0	0	0	0	0	2	0	2	
	Nye County	Beatty Justice Court	New Filings (cases)	6	0	0	0	5	4	16	31
			Reopened (cases)	0	0	0	0	0	0	0	0
			Grand Total Dispositions	5	0	1	0	4	4	10	24
			Total Non-Trial Dispositions	5	0	1	0	4	3	9	22
			Total Trial Dispositions	0	0	0	0	0	0	-	0
		Other Manner of Disposition	0	0	0	0	0	1	1	2	
		Pahrump Justice Court	New Filings (cases)	174	1	164	0	2	41	350	732
			Reopened (cases)	9	0	0	0	0	1	1	11
			Grand Total Dispositions	179	1	112	0	1	45	353	691
Total Non-Trial Dispositions			152	1	111	0	0	19	351	634	
Total Trial Dispositions	0		0	0	0	0	18	-	18		
Other Manner of Disposition	27	0	1	0	1	8	2	39			
Tonopah Justice Court	New Filings (cases)	4	0	7	0	1	10	51	73		
	Reopened (cases)	0	0	0	0	0	0	0	0		
	Grand Total Dispositions	5	0	7	0	4	12	53	81		
	Total Non-Trial Dispositions	4	0	7	0	4	9	53	77		
	Total Trial Dispositions	1	0	0	0	0	3	-	4		
Other Manner of Disposition	0	0	0	0	0	0	0	0			
6th Judicial District	Humboldt County	Union Justice Court	New Filings (cases)	27	0	131	0	13	265	150	586
			Reopened (cases)	0	0	0	0	0	1	0	1
			Grand Total Dispositions	25	1	90	0	16	215	149	496
			Total Non-Trial Dispositions	17	1	90	0	16	203	148	475
			Total Trial Dispositions	6	0	0	0	0	11	-	17
	Other Manner of Disposition	2	0	0	0	0	1	1	4		
7th Judicial District	Eureka County	Beowawe Justice Court ^f	New Filings (cases)	0	0	0	0	0	0	0	0
			Reopened (cases)	0	0	0	0	0	0	0	0
			Grand Total Dispositions	0	0	0	0	8	3	0	11
			Total Non-Trial Dispositions	0	0	0	0	2	0	0	2
			Total Trial Dispositions	0	0	0	0	0	0	-	0
		Other Manner of Disposition	0	0	0	0	6	3	0	9	
	Eureka Justice Court	New Filings (cases)	1	0	2	0	3	6	11	23	
		Reopened (cases)	0	0	0	0	0	0	0	0	
		Grand Total Dispositions	0	0	1	0	4	7	13	25	
		Total Non-Trial Dispositions	0	0	0	0	3	5	12	20	
Total Trial Dispositions		0	0	0	0	0	1	-	1		
Other Manner of Disposition	0	0	1	0	1	1	1	4			

^f Beowawe Justice Court closed June 30, 2015. Eureka Justice Court disposed older cases during fiscal year 2016.

Source: Uniform System for Judicial Records, Nevada AOC, Research and Statistics Unit.

Table B9-1. Civil Caseload Processed by Justice Courts in Nevada, Fiscal Year 2016.

Justice Court, Civil Aggregates (4 of 6)		Real Property	Tort	Contract	Contested Liens	Other Civil Matters	Small Claims	Protection Orders	Totals		
7th Judicial District Cont.	Lincoln County	Meadow Valley Justice Court	New Filings (cases)	3	0	1	0	6	9	35	54
			Reopened (cases)	0	0	0	0	0	0	17	17
			Grand Total Dispositions	2	0	1	0	7	10	52	72
			Total Non-Trial Dispositions	0	0	1	0	1	8	49	59
			Total Trial Dispositions	0	0	0	0	0	2	-	2
			Other Manner of Disposition	2	0	0	0	6	0	3	11
		Pahrnagat Valley Justice Court	New Filings (cases)	0	0	0	0	0	1	1	2
		Reopened (cases)	0	0	0	0	0	0	0	0	
		Grand Total Dispositions^b	1	0	1	0	21	11	1	35^b	
		Total Non-Trial Dispositions	1	0	1	0	6	7	1	16	
		Total Trial Dispositions	0	0	0	0	1	1	-	2	
		Other Manner of Disposition	0	0	0	0	14	3	0	17	
		Ely (No. 1) Justice Court	New Filings (cases)	40	0	55	0	4	81	93	273
		Reopened (cases)	0	0	0	0	0	10	9	19	
		Grand Total Dispositions	19	0	41	0	6	87	80	233	
	Total Non-Trial Dispositions	11	0	38	0	3	65	79	196		
	Total Trial Dispositions	1	0	0	0	0	16	-	17		
	Other Manner of Disposition	7	0	3	0	3	6	1	20		
8th Judicial District	Clark County	Boulder Justice Court	New Filings (cases)	99	11	60	0	1	27	102	300
			Reopened (cases)	1	0	1	0	0	0	0	2
			Grand Total Dispositions	95	0	32	0	1	132^b	102	362^b
			Total Non-Trial Dispositions	93	0	32	0	1	128	102	356
			Total Trial Dispositions	2	0	0	0	0	4	-	6
			Other Manner of Disposition	0	0	0	0	0	0	0	0
		Bunkerville Justice Court	New Filings (cases)	3	0	0	0	0	0	3	6
		Reopened (cases)	0	0	0	0	0	0	0	0	
		Grand Total Dispositions	1	0	0	0	0	0	1	2	
		Total Non-Trial Dispositions	1	0	0	0	0	0	1	2	
		Total Trial Dispositions	0	0	0	0	0	0	-	0	
		Other Manner of Disposition	0	0	0	0	0	0	0	0	
		Goodsprings Justice Court	New Filings (cases)	11	0	0	0	0	8	37	56
		Reopened (cases)	0	0	0	0	0	1	0	1	
		Grand Total Dispositions	24	0	0	0	0	11	49	84	
		Total Non-Trial Dispositions	22	0	0	0	0	6	47	75	
		Total Trial Dispositions	2	0	0	0	0	5	-	7	
		Other Manner of Disposition	0	0	0	0	0	0	2	2	
	Henderson Justice Court	New Filings (cases)	2,580	5	2,528	0	31	356	434	5,934	
	Reopened (cases)	31	0	4	0	0	1	11	47		
	Grand Total Dispositions	2,583	3	2,471	0	29	296	424	5,806		
	Total Non-Trial Dispositions	2,470	3	2,470	0	9	256	421	5,629		
	Total Trial Dispositions	112	0	1	0	0	40	-	153		
	Other Manner of Disposition	1	0	0	0	20	0	3	24		

^b Includes administrative case closures.

Source: Uniform System for Judicial Records, Nevada AOC, Research and Statistics Unit.

Table B9-1. Civil Caseload Processed by Justice Courts in Nevada, Fiscal Year 2016.

Justice Court, Civil Aggregates (5 of 6)		Real Property	Tort	Contract	Contested Liens	Other Civil Matters	Small Claims	Protection Orders	Totals		
8th Judicial District Cont.	Clark County Cont.	Las Vegas Justice Court	New Filings (cases)	30,854	571	21,612	3	1,526	4,463	1,751	60,780
			Reopened (cases)	6,129	23	404	0	1,026	646	214	8,442
			Grand Total Dispositions^b	38,776	580	19,607	0	16,068	8,251	1,938	85,220^b
			Total Non-Trial Dispositions	38,568	575	19,515	0	16,027	7,439	1,938	84,062
			Total Trial Dispositions	129	0	0	0	0	780	-	909
			Other Manner of Disposition	79	5	92	0	41	32	0	249
			New Filings (cases)	38	0	65	0	2	25	50	180
			Reopened (cases)	0	0	0	0	0	0	1	1
			Grand Total Dispositions	40	0	60	0	1	29	52	182
		Total Non-Trial Dispositions	39	0	60	0	1	22	51	173	
		Total Trial Dispositions	1	0	0	0	0	7	-	8	
		Other Manner of Disposition	0	0	0	0	0	0	1	1	
		New Filings (cases)	45	0	142	0	2	16	29	234	
		Reopened (cases)	0	0	1	0	0	0	0	1	
		Grand Total Dispositions	43	0	140	0	1	18	27	229	
		Total Non-Trial Dispositions	43	0	122	0	0	7	25	197	
		Total Trial Dispositions	0	0	0	0	0	11	-	11	
		Other Manner of Disposition	0	0	18	0	1	0	2	21	
		New Filings (cases)	2	0	0	0	1	0	6	9	
		Reopened (cases)	0	0	0	0	0	0	0	0	
		Grand Total Dispositions	1	0	2	0	1	1	8	13	
		Total Non-Trial Dispositions	1	0	1	0	0	1	8	11	
		Total Trial Dispositions	0	0	0	0	0	0	-	0	
		Other Manner of Disposition	0	0	1	0	1	0	0	2	
	New Filings (cases)	21	0	20	0	0	6	25	72		
	Reopened (cases)	0	0	0	0	0	0	0	0		
	Grand Total Dispositions	28	0	2	0	0	3	26	59		
	Total Non-Trial Dispositions	28	0	2	0	0	3	26	59		
	Total Trial Dispositions	0	0	0	0	0	0	-	0		
	Other Manner of Disposition	0	0	0	0	0	0	0	0		
	New Filings (cases)	4,431	9	2,094	0	18	199	100	6,851		
	Reopened (cases)	54	0	2	0	0	2	3	61		
	Grand Total Dispositions	4,393	8	1,486	0	4	136	106	6,133		
	Total Non-Trial Dispositions	4,319	7	1,479	0	3	118	106	6,032		
	Total Trial Dispositions	1	0	1	0	0	13	-	15		
	Other Manner of Disposition	73	1	6	0	1	5	0	86		
	New Filings (cases)	7	0	0	0	0	2	0	9		
	Reopened (cases)	0	0	0	0	0	0	0	0		
	Grand Total Dispositions	3	0	0	0	0	2	0	5		
	Total Non-Trial Dispositions	3	0	0	0	0	1	0	4		
	Total Trial Dispositions	0	0	0	0	0	1	-	1		
	Other Manner of Disposition	0	0	0	0	0	0	0	0		

^b Includes administrative case closures.

Source: Uniform System for Judicial Records, Nevada AOC, Research and Statistics Unit.

Table B9-1. Civil Caseload Processed by Justice Courts in Nevada, Fiscal Year 2016.

Justice Court, Civil Aggregates (6 of 6)		Real Property	Tort	Contract	Contested Liens	Other Civil Matters	Small Claims	Protection Orders	Totals			
9th Judicial District	Douglas County	East Fork Justice Court	New Filings (cases)	52	2	258	0	55	161	218	746	
			Reopened (cases)	0	0	0	0	0	0	6	6	
			Grand Total Dispositions	52	1	244	0	39	128	223	687	
			Total Non-Trial Dispositions	33	1	237	0	39	96	208	614	
			Total Trial Dispositions	17	0	2	0	0	30	-	49	
			Other Manner of Disposition	2	0	5	0	0	2	15	24	
		Tahoe Justice Court	New Filings (cases)	29	0	18	0	29	28	54	158	
			Reopened (cases)	0	0	0	0	1	2	1	4	
			Grand Total Dispositions	31	0	16	0	30	29	58	164	
			Total Non-Trial Dispositions	26	0	16	0	30	22	58	152	
		Total Trial Dispositions	3	0	0	0	0	7	-	10		
		Other Manner of Disposition	2	0	0	0	0	0	0	2		
10th Judicial District	Churchill County	New River Justice Court	New Filings (cases)	239	0	88	0	51	197	239	814	
			Reopened (cases)	1	0	1	0	4	5	2	13	
			Grand Total Dispositions	205	0	43	0	36	151	175	610	
			Total Non-Trial Dispositions	204	0	43	0	32	149	174	602	
			Total Trial Dispositions	0	0	0	0	0	0	-	0	
	Other Manner of Disposition	1	0	0	0	4	2	1	8			
11th Judicial District	Lander County	Argenta Justice Court	New Filings (cases)	20	0	40	0	11	40	44	155	
			Reopened (cases)	0	0	0	0	0	1	13	14	
			Grand Total Dispositions	16	0	34	0	12	40	57	159	
			Total Non-Trial Dispositions	0	0	34	0	6	40	55	135	
			Total Trial Dispositions	0	0	0	0	0	0	-	0	
			Other Manner of Disposition	16	0	0	0	6	0	2	24	
		Austin Justice Court	New Filings (cases)	2	0	0	0	0	1	1	4	
		Reopened (cases)	0	0	0	0	0	0	0	0		
		Grand Total Dispositions	0	0	0	0	0	0	1	1		
		Total Non-Trial Dispositions	0	0	0	0	0	0	0	0		
		Total Trial Dispositions	0	0	0	0	0	0	-	0		
		Other Manner of Disposition	0	0	0	0	0	0	1	1		
		Mineral County	Hawthorne Justice Court	New Filings (cases)	38	0	22	0	2	28	64	154
			Reopened (cases)	0	0	0	0	0	0	0	0	
			Grand Total Dispositions ⁱ	0	0	2	0	3	14	35	54 ⁱ	
		Total Non-Trial Dispositions	0	0	2	0	1	4	5	12		
		Total Trial Dispositions	0	0	0	0	0	0	-	0		
		Other Manner of Disposition	0	0	0	0	2	10	30	42		
	Pershing County	Lake Justice Court	New Filings (cases)	44	0	16	0	2	79	41	182	
		Reopened (cases)	0	0	0	0	0	0	0	0		
		Grand Total Dispositions	9	0	7	0	1	30	18	65		
		Total Non-Trial Dispositions	9	0	7	0	1	30	18	65		
		Total Trial Dispositions	0	0	0	0	0	0	-	0		
		Other Manner of Disposition	0	0	0	0	0	0	0	0		

ⁱ Incomplete.

Source: Uniform System for Judicial Records, Nevada AOC, Research and Statistics Unit.

Table B9-2. Civil Caseload Processed by Justice Courts in Nevada, Fiscal Year 2016.

Justice Court, Civil Caseload (1 of 6)			Real Property			Tort					Contract					Contested Liens	Other Civil Matters	Small Claims	Protection Orders			
			Landlord/Tenant (Summary Eviction)	Unlawful Detainer Complaint (Writs of Restitution)	Other Real Property	Auto Negligence	Premises Liability	Other Negligence	Intentional Misconduct	Other Tort	Credit Card Collection	Payday Loan Collection	Debt Collection Agency	Other Debt Collection	Contract Buyer Plaintiff				Other Contract	Request for DV Protection Order	Request for Non-DV Protection Order	
Totals^a	Nevada District Courts	New Filings (cases)	41,905	1,707	302	575	11	35	5	17	8,310	9,520	8,915	4,480	59	2,536	9	2,798	9,285	1,584	4,611	
		Reopened (cases)	6,365	37	29	22	0	2	0	1	140	100	122	65	0	74	0	1,197	850	40	275	
		Grand Total Dispositions	48,210	3,453	333	562	7	31	5	9	5,226	9,626	7,499	4,690	56	2,594	7	19,167	12,335	1,529	4,682	
		Total Non-Trial Dispositions	47,287	3,281	316	556	7	31	5	8	5,166	9,609	7,460	4,663	56	2,574	6	18,707	10,834	1,478	4,628	
		Total Trial Dispositions	692	145	5	1	0	0	0	0	1	1	8	2	0	5	1	148	1,379	-	-	
	Other Manner of Disposition	231	27	12	5	0	0	0	1	59	16	31	25	0	15	0	312	122	51	54		
1st Judicial District	Carson City	New Filings (cases)	959	10	0	1	0	0	0	0	168	9	397	11	0	8	4	58	379	454	292	
		Reopened (cases)	3	0	0	0	0	0	0	0	0	0	0	0	0	0	0	0	0	0	0	0
		Grand Total Dispositions^b	1,242	5	0	0	0	0	0	0	0	118	5	343	8	0	8	4	609	368	445	272
		Total Non-Trial Dispositions	1,151	5	0	0	0	0	0	0	118	5	342	8	0	8	4	592	250	445	272	
		Total Trial Dispositions	91	0	0	0	0	0	0	0	0	0	1	0	0	0	0	5	118	-	-	
	Other Manner of Disposition	0	0	0	0	0	0	0	0	0	0	0	0	0	0	0	0	12	0	0	0	
	Storey County	New Filings (cases)	3	2	0	0	0	0	0	0	1	0	2	0	0	0	0	0	0	17	12	5
		Reopened (cases)	0	0	0	0	0	0	0	0	0	0	0	0	0	0	0	0	0	0	0	0
		Grand Total Dispositions	2	0	0	0	0	0	0	0	0	0	1	0	0	0	0	0	2	14	11	7
		Total Non-Trial Dispositions	2	0	0	0	0	0	0	0	0	0	1	0	0	0	0	0	1	13	10	6
Total Trial Dispositions		0	0	0	0	0	0	0	0	0	0	0	0	0	0	0	0	0	1	-	-	
Other Manner of Disposition	0	0	0	0	0	0	0	0	0	0	0	0	0	0	0	0	1	0	1	1		
2nd Judicial District	Incline Village Justice Court	New Filings (cases)	31	2	0	0	0	0	0	0	10	0	9	4	0	2	0	18	25	10	17	
		Reopened (cases)	0	0	0	0	0	0	0	0	0	0	0	0	0	0	0	0	0	3	5	18
		Grand Total Dispositions	31	1	0	1	0	0	0	0	0	2	0	5	1	0	0	0	18	29	15	35
		Total Non-Trial Dispositions	30	1	0	0	0	0	0	0	2	0	5	1	0	0	0	0	17	15	9	16
		Total Trial Dispositions	0	0	0	1	0	0	0	0	0	0	0	0	0	0	0	0	0	12	-	-
		Other Manner of Disposition	1	0	0	0	0	0	0	0	0	0	0	0	0	0	0	0	1	2	6	19
		Reno Justice Court	New Filings (cases)	2,215	75	10	26	1	0	2	0	719	222	1,708	103	9	66	0	156	1,336	(c)	719
			Reopened (cases)	133	4	0	1	0	0	0	0	1	3	63	6	0	3	0	144	121		5
			Grand Total Dispositions	2,178	76	8	9	0	0	1	1	343	155	1,572	59	11	43	0	945	1,045		653
	Total Non-Trial Dispositions		1,827	68	2	9	0	0	1	1	342	155	1,560	56	11	41	0	788	929		652	
	Total Trial Dispositions		336	3	4	0	0	0	0	0	0	0	6	1	0	2	0	15	96		-	
	Other Manner of Disposition		15	5	2	0	0	0	0	0	1	0	6	2	0	0	0	142	20		1	
	Sparks Justice Court		New Filings (cases)	891	27	1	8	1	0	1	1	392	492	858	80	1	16	1	458	747	(c)	150
			Reopened (cases)	41	1	0	1	0	0	0	0	0	0	9	1	0	0	0	22	51		1
			Grand Total Dispositions	950	35	1	6	1	0	0	0	0	185	455	814	70	1	8	1	909	577	
		Total Non-Trial Dispositions	818	30	1	6	1	0	0	0	185	455	805	69	1	7	0	874	492		146	
		Total Trial Dispositions	110	4	0	0	0	0	0	0	0	0	0	1	0	1	1	9	73		-	
	Other Manner of Disposition	22	1	0	0	0	0	0	0	0	0	9	0	0	0	0	26	12		2		
Wadsworth Justice Court	New Filings (cases)	7	0	0	0	0	0	0	0	1	0	0	0	0	0	0	0	1	7	0	0	
	Reopened (cases)	0	0	0	0	0	0	0	0	0	0	0	0	0	0	0	0	0	0	0	0	
	Grand Total Dispositions	1	0	0	0	0	0	0	0	1	0	0	0	0	0	0	0	1	2	0	0	
	Total Non-Trial Dispositions	1	0	0	0	0	0	0	0	1	0	0	0	0	0	0	0	1	2	0	0	
	Total Trial Dispositions	0	0	0	0	0	0	0	0	0	0	0	0	0	0	0	0	0	0	-	-	
Other Manner of Disposition	0	0	0	0	0	0	0	0	0	0	0	0	0	0	0	0	0	0	0	0		

^a Totals reflect aggregate information from the Nevada Justice Courts. Information contained herein may reflect non-standard reporting and is noted by subsequent footnotes.

^b Includes administrative case closures.

^c Requests for Domestic Violence Protection Orders (TPOs) are processed and recorded at the District Courts.

Source: Uniform System for Judicial Records, Nevada AOC, Research and Statistics Unit.

Table B9-2. Civil Caseload Processed by Justice Courts in Nevada, Fiscal Year 2016.

Justice Court, Civil Caseload (2 of 6)			Real Property			Tort					Contract					Contested Liens	Other Civil Matters	Small Claims	Protection Orders			
			Landlord/Tenant (Summary Eviction)	Unlawful Detainer Complaint (Writs of Restitution)	Other Real Property	Auto Negligence	Premises Liability	Other Negligence	Intentional Misconduct	Other Tort	Credit Card Collection	Payday Loan Collection	Debt Collection Agency	Other Debt Collection	Contract Buyer Plaintiff				Other Contract	Request for DV Protection Order	Request for Non-DV Protection Order	
3rd Judicial District	Lyon County	Canal Justice Court	New Filings (cases)	355	7	0	1	0	0	1	0	135	3	74	8	0	4	0	3	154	85	74
		Reopened (cases)	2	0	0	0	0	0	0	0	0	0	0	0	0	0	0	0	0	1	4	0
		Grand Total Dispositions	368	6	0	0	0	0	1	0	60	1	75	7	0	2	0	23	144	88	70	0
		Total Non-Trial Dispositions	358	6	0	0	0	0	1	0	60	1	75	7	0	2	0	23	53	83	67	0
		Total Trial Dispositions	10	0	0	0	0	0	0	0	0	0	0	0	0	0	0	0	91	-	-	-
		Other Manner of Disposition	0	0	0	0	0	0	0	0	0	0	0	0	0	0	0	0	0	5	3	0
	Dayton Justice Court	New Filings (cases)	218	4	0	1	0	0	0	0	42	3	127	3	0	2	0	120	60	87	118	
	Reopened (cases)	0	0	0	0	0	0	0	0	0	0	0	0	0	1	0	0	0	0	0	0	
	Grand Total Dispositions	209	4	0	0	0	0	0	0	25	2	122	2	0	4	0	126	44	78	112	0	
	Total Non-Trial Dispositions	209	4	0	0	0	0	0	0	25	2	122	2	0	4	0	31	44	78	111	0	
	Total Trial Dispositions	0	0	0	0	0	0	0	0	0	0	0	0	0	0	0	95	0	-	-	-	
	Other Manner of Disposition	0	0	0	0	0	0	0	0	0	0	0	0	0	0	0	0	0	0	0	1	
Walker River Justice Court	New Filings (cases)	131	0	0	0	0	0	0	0	14	0	18	6	1	1	0	152	63	89	54		
Reopened (cases)	22	0	0	0	0	0	0	0	0	0	0	0	0	0	0	0	0	1	3	1		
Grand Total Dispositions	152	0	0	0	0	0	0	0	14	0	18	6	0	2	0	148	67	91	56	0		
Total Non-Trial Dispositions	148	0	0	0	0	0	0	0	13	0	18	6	0	2	0	125	41	91	56	0		
Total Trial Dispositions	4	0	0	0	0	0	0	0	1	0	0	0	0	0	0	23	26	-	-	-		
Other Manner of Disposition	0	0	0	0	0	0	0	0	0	0	0	0	0	0	0	0	0	0	0	0		
4th Judicial District	Elko County	Carlin Justice Court	New Filings (cases)	18	0	0	0	0	0	0	3	0	15	2	0	1	0	2	65	0	4	
		Reopened (cases)	0	0	0	0	0	0	0	0	1	0	0	0	0	0	0	0	0	0	0	
		Grand Total Dispositions	16	0	1	0	0	0	0	0	4	0	14	0	0	1	0	4	49	0	3	
		Total Non-Trial Dispositions	11	0	0	0	0	0	0	0	4	0	14	0	0	1	0	4	48	0	3	
		Total Trial Dispositions	3	0	1	0	0	0	0	0	0	0	0	0	0	0	0	0	1	-	-	
		Other Manner of Disposition	2	0	0	0	0	0	0	0	0	0	0	0	0	0	0	0	0	0	0	
	Eastline Justice Court	New Filings (cases)	19	0	0	0	0	0	0	4	0	3	15	0	0	0	0	44	11	9		
	Reopened (cases)	0	0	0	0	0	0	0	0	0	0	0	0	0	0	0	0	0	0	0		
	Grand Total Dispositions	19	0	0	0	0	0	0	0	2	0	1	9	0	0	0	0	33	11	9		
	Total Non-Trial Dispositions	18	0	0	0	0	0	0	0	2	0	1	9	0	0	0	0	24	11	9		
	Total Trial Dispositions	1	0	0	0	0	0	0	0	0	0	0	0	0	0	0	0	9	-	-		
	Other Manner of Disposition	0	0	0	0	0	0	0	0	0	0	0	0	0	0	0	0	0	0	0		
	Elko Justice Court	New Filings (cases)	136	13	0	0	0	0	0	99	2	412	193	0	12	1	43	293	1	88		
	Reopened (cases)	0	0	0	0	0	0	0	0	0	0	0	0	0	0	0	0	0	0	0		
	Grand Total Dispositions	132	11	0	0	0	0	0	0	51	2	419	231	0	9	2	61	272	1	82		
	Total Non-Trial Dispositions	132	11	0	0	0	0	0	0	51	2	418	231	0	9	2	60	271	1	82		
	Total Trial Dispositions	0	0	0	0	0	0	0	0	0	0	0	0	0	0	0	0	1	-	-		
	Other Manner of Disposition	0	0	0	0	0	0	0	0	0	0	1	0	0	0	0	1	0	0	0		
Jackpot Justice Court ^d	New Filings (cases)	5	0	0	0	0	0	0	0	0	2	0	0	0	1	0	0	14	0	1		
Reopened (cases)	0	0	0	0	0	0	0	0	0	0	0	0	0	0	0	0	0	3	0			
Grand Total Dispositions	7	0	0	0	0	0	0	0	0	0	0	0	0	0	0	0	1	0	1			
Total Non-Trial Dispositions	0	0	0	0	0	0	0	0	0	0	0	0	0	0	0	0	0	1	0			
Total Trial Dispositions	0	0	0	0	0	0	0	0	0	0	0	0	0	0	0	0	0	-	-			
Other Manner of Disposition	7	0	0	0	0	0	0	0	0	0	0	0	0	0	0	0	0	0	0			
Wells Justice Court	New Filings (cases)	2	1	1	0	0	0	0	0	0	4	0	0	0	0	21	21	1	3			
Reopened (cases) ^f	-	-	-	-	-	-	-	-	-	-	-	-	-	-	-	-	-	-	-			
Grand Total Dispositions	3	1	0	0	0	0	0	0	0	0	0	0	0	0	24	18	1	4				
Total Non-Trial Dispositions	0	1	0	0	0	0	0	0	0	0	0	0	0	0	2	6	1	4				
Total Trial Dispositions	0	0	0	0	0	0	0	0	0	0	0	0	0	0	0	0	0	-				
Other Manner of Disposition	3	0	0	0	0	0	0	0	0	0	0	0	0	0	22	12	0	0				

^d Jackpot Justice Court closed June 30, 2016.

^f Reopened cases not reported.

Source: Uniform System for Judicial Records, Nevada AOC, Research and Statistics Unit.

Table B9-2. Civil Caseload Processed by Justice Courts in Nevada, Fiscal Year 2016.

Justice Court, Civil Caseload (3 of 6)			Real Property			Tort					Contract					Contested Liens	Other Civil Matters	Small Claims	Protection Orders			
			Landlord/Tenant (Summary Eviction)	Unlawful Detainer Complaint (Writs of Restitution)	Other Real Property	Auto Negligence	Premises Liability	Other Negligence	Intentional Misconduct	Other Tort	Credit Card Collection	Payday Loan Collection	Debt Collection Agency	Other Debt Collection	Contract Buyer Plaintiff				Other Contract	Request for DV Protection Order	Request for Non-DV Protection Order	
5th Judicial District	Esmeralda County	Esmeralda Justice Court	New Filings (cases)	1	0	0	0	0	0	0	0	0	0	0	0	0	0	1	7	4	2	
		Reopened (cases)	0	0	0	0	0	0	0	0	0	0	0	0	0	0	0	0	0	0	0	
		Grand Total Dispositions	1	0	0	0	0	0	0	0	0	0	0	0	0	0	0	0	7	4	2	
		Total Non-Trial Dispositions	1	0	0	0	0	0	0	0	0	0	0	0	0	0	0	0	4	4	2	
		Total Trial Dispositions	0	0	0	0	0	0	0	0	0	0	0	0	0	0	0	0	1	-	-	
	Other Manner of Disposition	0	0	0	0	0	0	0	0	0	0	0	0	0	0	0	0	0	2	0	0	
	Nye County	Beatty Justice Court	New Filings (cases)	6	0	0	0	0	0	0	0	0	0	0	0	0	0	0	5	4	6	10
		Reopened (cases)	0	0	0	0	0	0	0	0	0	0	0	0	0	0	0	0	0	0	0	
		Grand Total Dispositions	5	0	0	0	0	0	0	0	0	0	0	0	0	0	0	0	4	4	5	
		Total Non-Trial Dispositions	5	0	0	0	0	0	0	0	0	1	0	0	0	0	0	0	4	3	4	
		Total Trial Dispositions	0	0	0	0	0	0	0	0	0	0	0	0	0	0	0	0	0	0	-	
	Other Manner of Disposition	0	0	0	0	0	0	0	0	0	0	0	0	0	0	0	0	0	1	1	0	
	Pahrump Justice Court	New Filings (cases)	139	35	0	0	0	0	0	1	120	0	25	19	0	0	0	0	2	41	164	186
		Reopened (cases)	7	2	0	0	0	0	0	0	0	0	0	0	0	0	0	0	0	1	1	0
		Grand Total Dispositions	139	40	0	0	0	0	1	0	82	0	16	14	0	0	0	0	1	45	166	187
Total Non-Trial Dispositions		120	32	0	0	0	1	0	0	81	0	16	14	0	0	0	0	0	19	165	186	
Total Trial Dispositions		0	0	0	0	0	0	0	0	0	0	0	0	0	0	0	0	0	18	-	-	
Other Manner of Disposition	19	8	0	0	0	0	0	0	1	0	0	0	0	0	0	0	0	1	8	1	1	
Tonopah Justice Court	New Filings (cases)	3	1	0	0	0	0	0	0	5	0	2	0	0	0	0	0	1	10	16	35	
	Reopened (cases)	0	0	0	0	0	0	0	0	0	0	0	0	0	0	0	0	0	0	0	0	
	Grand Total Dispositions	3	2	0	0	0	0	0	0	4	0	1	1	0	1	0	0	4	12	16	37	
	Total Non-Trial Dispositions	2	2	0	0	0	0	0	0	4	0	1	1	0	1	0	0	4	9	16	37	
	Total Trial Dispositions	1	0	0	0	0	0	0	0	0	0	0	0	0	0	0	0	0	3	-	-	
Other Manner of Disposition	0	0	0	0	0	0	0	0	0	0	0	0	0	0	0	0	0	0	0	0	0	
6th Judicial District	Humboldt County	Union Justice Court	New Filings (cases)	24	3	0	0	0	0	0	43	1	73	11	1	2	0	13	265	68	82	
		Reopened (cases)	0	0	0	0	0	0	0	0	0	0	0	0	0	0	0	0	1	0	0	
		Grand Total Dispositions	23	2	0	0	0	1	0	0	15	2	63	10	0	0	0	16	215	68	81	
		Total Non-Trial Dispositions	17	0	0	0	0	1	0	0	15	2	63	10	0	0	0	16	203	68	80	
		Total Trial Dispositions	4	2	0	0	0	0	0	0	0	0	0	0	0	0	0	0	11	-	-	
Other Manner of Disposition	2	0	0	0	0	0	0	0	0	0	0	0	0	0	0	0	0	1	0	1		
7th Judicial District	Eureka County	Beowawe Justice Court ⁹	New Filings (cases)	0	0	0	0	0	0	0	0	0	0	0	0	0	0	0	0	0	0	
		Reopened (cases)	0	0	0	0	0	0	0	0	0	0	0	0	0	0	0	0	0	0	0	
		Grand Total Dispositions	0	0	0	0	0	0	0	0	0	0	0	0	0	0	0	0	8	3	0	0
		Total Non-Trial Dispositions	0	0	0	0	0	0	0	0	0	0	0	0	0	0	0	0	2	0	0	0
		Total Trial Dispositions	0	0	0	0	0	0	0	0	0	0	0	0	0	0	0	0	0	0	-	-
Other Manner of Disposition	0	0	0	0	0	0	0	0	0	0	0	0	0	0	0	0	6	3	0	0		
Eureka Justice Court	New Filings (cases)	1	0	0	0	0	0	0	0	0	0	1	0	0	1	0	0	3	6	4	7	
	Reopened (cases)	0	0	0	0	0	0	0	0	0	0	0	0	0	0	0	0	0	0	0	0	
	Grand Total Dispositions	0	0	0	0	0	0	0	0	0	0	1	0	0	0	0	0	4	7	4	9	
	Total Non-Trial Dispositions	0	0	0	0	0	0	0	0	0	0	0	0	0	0	0	0	3	5	4	8	
	Total Trial Dispositions	0	0	0	0	0	0	0	0	0	0	0	0	0	0	0	0	0	1	-	-	
Other Manner of Disposition	0	0	0	0	0	0	0	0	0	0	1	0	0	0	0	0	0	1	0	1		

⁹ Beowawe Justice Court closed June 30, 2015. Eureka Justice Court disposed older cases during fiscal year 2016. Source: Uniform System for Judicial Records, Nevada AOC, Research and Statistics Unit.

Table B9-2. Civil Caseload Processed by Justice Courts in Nevada, Fiscal Year 2016.

Justice Court, Civil Caseload (4 of 6)			Real Property			Tort					Contract					Contested Liens	Other Civil Matters	Small Claims	Protection Orders		
			Landlord/Tenant (Summary Eviction)	Unlawful Detainer Complaint (Writs of Restitution)	Other Real Property	Auto Negligence	Premises Liability	Other Negligence	Intentional Misconduct	Other Tort	Credit Card Collection	Payday Loan Collection	Debt Collection Agency	Other Debt Collection	Contract Buyer Plaintiff				Other Contract	Request for DV Protection Order	Request for Non-DV Protection Order
7th Judicial District Cont.	Lincoln County	Meadow Valley Justice Court	New Filings (cases)	2	1	0	0	0	0	0	0	0	0	0	0	0	0	6	9	10	25
		Reopened (cases)	0	0	0	0	0	0	0	0	0	0	0	0	0	0	0	0	0	5	12
		Grand Total Dispositions	1	1	0	0	0	0	0	0	1	0	0	0	0	0	0	7	10	15	37
		Total Non-Trial Dispositions	0	0	0	0	0	0	0	1	0	0	0	0	0	0	0	1	8	13	36
		Total Trial Dispositions	0	0	0	0	0	0	0	0	0	0	0	0	0	0	0	0	2	-	-
		Other Manner of Disposition	1	1	0	0	0	0	0	0	0	0	0	0	0	0	0	6	0	2	1
	Pahranagat Valley Justice Court	New Filings (cases)	0	0	0	0	0	0	0	0	0	0	0	0	0	0	0	0	1	1	0
	Reopened (cases)	0	0	0	0	0	0	0	0	0	0	0	0	0	0	0	0	0	0	0	
	Grand Total Dispositions ^b	0	1	0	0	0	0	0	0	0	1	0	0	0	0	0	21	11	1	0	
	Total Non-Trial Dispositions	0	1	0	0	0	0	0	0	0	1	0	0	0	0	0	6	7	1	0	
	Total Trial Dispositions	0	0	0	0	0	0	0	0	0	0	0	0	0	0	0	1	1	-	-	
	Other Manner of Disposition	0	0	0	0	0	0	0	0	0	0	0	0	0	0	0	14	3	0	0	
White Pine County	Ely (No. 1) Justice Court	New Filings (cases)	37	3	0	0	0	0	0	12	0	34	6	0	3	0	4	81	49	44	
Reopened (cases)	0	0	0	0	0	0	0	0	0	0	0	0	0	0	0	0	10	8	1		
Grand Total Dispositions	18	1	0	0	0	0	0	0	14	0	26	0	0	1	0	6	87	44	36		
Total Non-Trial Dispositions	10	1	0	0	0	0	0	12	0	25	0	0	0	1	0	3	65	43	36		
Total Trial Dispositions	1	0	0	0	0	0	0	0	0	0	0	0	0	0	0	0	16	-	-		
Other Manner of Disposition	7	0	0	0	0	0	0	2	0	1	0	0	0	0	0	3	6	1	0		
8th Judicial District	Clark County	Boulder Justice Court	New Filings (cases)	82	17	0	10	0	1	0	29	1	16	10	0	4	0	1	27	32	70
		Reopened (cases)	1	0	0	0	0	0	0	1	0	0	0	0	0	0	0	0	0	0	0
		Grand Total Dispositions	78	17	0	0	0	0	0	18	0	12	2	0	0	0	1	132 ^b	32	70	
		Total Non-Trial Dispositions	78	15	0	0	0	0	0	18	0	12	2	0	0	0	1	128	32	70	
		Total Trial Dispositions	0	2	0	0	0	0	0	0	0	0	0	0	0	0	0	4	-	-	
		Other Manner of Disposition	0	0	0	0	0	0	0	0	0	0	0	0	0	0	0	0	0	0	
	Bunkerville Justice Court	New Filings (cases)	3	0	0	0	0	0	0	0	0	0	0	0	0	0	0	0	1	2	
	Reopened (cases)	0	0	0	0	0	0	0	0	0	0	0	0	0	0	0	0	0	0		
	Grand Total Dispositions	1	0	0	0	0	0	0	0	0	0	0	0	0	0	0	0	1	0		
	Total Non-Trial Dispositions	1	0	0	0	0	0	0	0	0	0	0	0	0	0	0	0	0	1	0	
	Total Trial Dispositions	0	0	0	0	0	0	0	0	0	0	0	0	0	0	0	0	0	-	-	
	Other Manner of Disposition	0	0	0	0	0	0	0	0	0	0	0	0	0	0	0	0	0	0	0	
	Goodsprings Justice Court	New Filings (cases)	9	2	0	0	0	0	0	0	0	0	0	0	0	0	0	0	8	11	26
	Reopened (cases)	0	0	0	0	0	0	0	0	0	0	0	0	0	0	0	0	1	0	0	
	Grand Total Dispositions	20	4	0	0	0	0	0	0	0	0	0	0	0	0	0	0	11	17	32	
	Total Non-Trial Dispositions	19	3	0	0	0	0	0	0	0	0	0	0	0	0	0	0	6	16	31	
	Total Trial Dispositions	1	1	0	0	0	0	0	0	0	0	0	0	0	0	0	0	5	-	-	
	Other Manner of Disposition	0	0	0	0	0	0	0	0	0	0	0	0	0	0	0	0	0	1	1	
Henderson Justice Court	New Filings (cases)	2,429	145	6	2	0	0	0	3	858	682	593	352	0	43	0	31	356	(c)	434	
Reopened (cases)	30	1	0	0	0	0	0	0	0	1	3	0	0	0	0	0	1	1	11		
Grand Total Dispositions	2,431	147	5	1	0	0	0	2	518	580	1,066	273	0	34	0	29	296		424		
Total Non-Trial Dispositions	2,319	146	5	1	0	0	0	2	518	580	1,066	273	0	33	0	9	256		421		
Total Trial Dispositions	111	1	0	0	0	0	0	0	0	0	0	0	0	1	0	0	40		-		
Other Manner of Disposition	1	0	0	0	0	0	0	0	0	0	0	0	0	0	0	20	0		3		

^b Includes administrative case closures.

^c Requests for Domestic Violence Protection Orders (TPOs) are processed and recorded at the District Courts.

Source: Uniform System for Judicial Records, Nevada AOC, Research and Statistics Unit.

Table B9-2. Civil Caseload Processed by Justice Courts in Nevada, Fiscal Year 2016.

Justice Court, Civil Caseload (5 of 6)			Real Property			Tort					Contract					Contested Liens	Other Civil Matters	Small Claims	Protection Orders			
			Landlord/Tenant (Summary Eviction)	Unlawful Detainer Complaint (Writs of Restitution)	Other Real Property	Auto Negligence	Premises Liability	Other Negligence	Intentional Misconduct	Other Tort	Credit Card Collection	Payday Loan Collection	Debt Collection Agency	Other Debt Collection	Contract Buyer Plaintiff				Other Contract	Request for DV Protection Order	Request for Non-DV Protection Order	
8th Judicial District Cont. Clark County Cont.	Las Vegas Justice Court	New Filings (cases)	29,413	1,197	244	515	9	34	1	12	4,636	7,353	4,131	3,206	44	2,242	3	1,526	4,463	(c)	1,751	
		Reopened (cases)	6,072	28	29	20	0	2	0	1	135	96	46	57	0	70	0	1,026	646		214	
		Grand Total Dispositions^b	35,507	2,983	286	537	6	29	3	5	3,186	7,807	2,542	3,631	41	2,400	0	16,068	8,251		1,938	
		Total Non-Trial Dispositions	35,431	2,851	286	533	6	29	3	4	3,140	7,792	2,534	3,620	41	2,388	0	16,027	7,439		1,938	
		Total Trial Dispositions	0	129	0	0	0	0	0	0	0	0	0	0	0	0	0	0	780		-	
		Other Manner of Disposition	76	3	0	4	0	0	0	1	46	15	8	11	0	12	0	41	32		0	
	Laughlin Justice Court	New Filings (cases)	37	1	0	0	0	0	0	0	20	0	0	12	0	33	0	2	25	33	17	
		Reopened (cases)	0	0	0	0	0	0	0	0	0	0	0	0	0	0	0	0	0	0	0	1
		Grand Total Dispositions	39	1	0	0	0	0	0	0	18	0	1	9	0	32	0	1	29	33	19	
		Total Non-Trial Dispositions	39	0	0	0	0	0	0	0	18	0	1	9	0	32	0	1	22	32	19	
		Total Trial Dispositions	0	1	0	0	0	0	0	0	0	0	0	0	0	0	0	0	7	-	-	
		Other Manner of Disposition	0	0	0	0	0	0	0	0	0	0	0	0	0	0	0	0	0	1	0	
	Mesquite Justice Court	New Filings (cases)	42	3	0	0	0	0	0	0	39	2	25	29	0	47	0	2	16	15	14	
		Reopened (cases)	0	0	0	0	0	0	0	0	0	0	0	1	0	0	0	0	0	0	0	
		Grand Total Dispositions	43	0	0	0	0	0	0	0	30	2	16	66	0	26	0	1	18	14	13	
		Total Non-Trial Dispositions	43	0	0	0	0	0	0	0	24	2	16	55	0	25	0	0	7	12	13	
		Total Trial Dispositions	0	0	0	0	0	0	0	0	0	0	0	0	0	0	0	0	11	-	-	
		Other Manner of Disposition	0	0	0	0	0	0	0	0	6	0	0	11	0	1	0	1	0	2	0	
	Moapa Justice Court	New Filings (cases)	1	1	0	0	0	0	0	0	0	0	0	0	0	0	0	1	0	5	1	
		Reopened (cases)	0	0	0	0	0	0	0	0	0	0	0	0	0	0	0	0	0	0	0	
		Grand Total Dispositions	1	0	0	0	0	0	0	0	0	1	0	0	0	1	0	1	1	5	3	
		Total Non-Trial Dispositions	1	0	0	0	0	0	0	0	0	0	0	0	0	1	0	0	1	5	3	
		Total Trial Dispositions	0	0	0	0	0	0	0	0	0	0	0	0	0	0	0	0	0	-	-	
		Other Manner of Disposition	0	0	0	0	0	0	0	0	0	1	0	0	0	0	0	1	0	0	0	
Moapa Valley Justice Court	New Filings (cases)	16	5	0	0	0	0	0	0	4	0	16	0	0	0	0	0	6	7	18		
	Reopened (cases)	0	0	0	0	0	0	0	0	0	0	0	0	0	0	0	0	0	0	0		
	Grand Total Dispositions	26	2	0	0	0	0	0	0	0	0	2	0	0	0	0	0	3	9	17		
	Total Non-Trial Dispositions	26	2	0	0	0	0	0	0	0	0	2	0	0	0	0	0	3	9	17		
	Total Trial Dispositions	0	0	0	0	0	0	0	0	0	0	0	0	0	0	0	0	0	-	-		
	Other Manner of Disposition	0	0	0	0	0	0	0	0	0	0	0	0	0	0	0	0	0	0	0		
North Las Vegas Justice Court	New Filings (cases)	4,249	144	38	9	0	0	0	0	773	747	144	394	0	36	0	18	199	(c)	100		
	Reopened (cases)	53	1	0	0	0	0	0	0	1	0	1	0	0	0	0	0	2		3		
	Grand Total Dispositions	4,255	106	32	7	0	0	0	1	412	610	165	282	0	17	0	4	136		106		
	Total Non-Trial Dispositions	4,201	96	22	6	0	0	0	1	409	609	164	281	0	16	0	3	118		106		
	Total Trial Dispositions	0	1	0	0	0	0	0	0	0	1	0	0	0	0	0	0	13		-		
	Other Manner of Disposition	54	9	10	1	0	0	0	0	3	0	1	1	0	1	0	1	5		0		
Searchlight Justice Court	New Filings (cases)	7	0	0	0	0	0	0	0	0	0	0	0	0	0	0	0	2	0	0		
	Reopened (cases)	0	0	0	0	0	0	0	0	0	0	0	0	0	0	0	0	0	0	0		
	Grand Total Dispositions	2	1	0	0	0	0	0	0	0	0	0	0	0	0	0	0	2	0	0		
	Total Non-Trial Dispositions	2	1	0	0	0	0	0	0	0	0	0	0	0	0	0	0	1	0	0		
	Total Trial Dispositions	0	0	0	0	0	0	0	0	0	0	0	0	0	0	0	0	1	-	-		
	Other Manner of Disposition	0	0	0	0	0	0	0	0	0	0	0	0	0	0	0	0	0	0	0		

^b Includes administrative case closures.

^c Requests for Domestic Violence Protection Orders (TPOs) are processed and recorded at the District Courts.

Source: Uniform System for Judicial Records, Nevada AOC, Research and Statistics Unit.

Table B9-2. Civil Caseload Processed by Justice Courts in Nevada, Fiscal Year 2016.

Justice Court, Civil Caseload (6 of 6)			Real Property			Tort					Contract					Contested Liens	Other Civil Matters	Small Claims	Protection Orders			
			Landlord/Tenant (Summary Eviction)	Unlawful Detainer Complaint (Writs of Restitution)	Other Real Property	Auto Negligence	Premises Liability	Other Negligence	Intentional Misconduct	Other Tort	Credit Card Collection	Payday Loan Collection	Debt Collection Agency	Other Debt Collection	Contract Buyer Plaintiff				Other Contract	Request for DV Protection Order	Request for Non-DV Protection Order	
9th Judicial District	Douglas County	East Fork Justice Court	New Filings (cases)	50	2	0	2	0	0	0	0	84	1	163	2	0	8	0	55	161	153	65
		Reopened (cases)	0	0	0	0	0	0	0	0	0	0	0	0	0	0	0	0	0	0	2	4
		Grand Total Dispositions	51	1	0	1	0	0	0	0	79	1	157	4	0	3	0	39	128	155	68	
		Total Non-Trial Dispositions	33	0	0	1	0	0	0	0	79	1	152	4	0	1	0	39	96	142	66	
		Total Trial Dispositions	16	1	0	0	0	0	0	0	0	0	1	0	0	1	0	0	30	-	-	
		Other Manner of Disposition	2	0	0	0	0	0	0	0	0	0	4	0	0	1	0	0	2	13	2	
	Tahoe Justice Court	New Filings (cases)	28	1	0	0	0	0	0	0	11	0	4	2	0	1	0	29	28	33	21	
	Reopened (cases)	0	0	0	0	0	0	0	0	0	0	0	0	0	0	0	0	1	2	0	1	
	Grand Total Dispositions	30	1	0	0	0	0	0	0	5	1	8	2	0	0	0	30	29	33	25		
	Total Non-Trial Dispositions	25	1	0	0	0	0	0	0	5	1	8	2	0	0	0	30	22	33	25		
Total Trial Dispositions	3	0	0	0	0	0	0	0	0	0	0	0	0	0	0	0	7	-	-			
Other Manner of Disposition	2	0	0	0	0	0	0	0	0	0	0	0	0	0	0	0	0	0	0			
10th Judicial District	Churchill County	New River Justice Court	New Filings (cases)	235	4	0	0	0	0	0	66	1	14	4	2	1	0	51	197	117	122	
		Reopened (cases)	1	0	0	0	0	0	0	0	1	0	0	0	0	0	0	4	5	1	1	
		Grand Total Dispositions	202	3	0	0	0	0	0	0	31	0	7	1	2	2	0	36	151	92	83	
		Total Non-Trial Dispositions	201	3	0	0	0	0	0	0	31	0	7	1	2	2	0	32	149	91	83	
		Total Trial Dispositions	0	0	0	0	0	0	0	0	0	0	0	0	0	0	0	0	0	-	-	
Other Manner of Disposition	1	0	0	0	0	0	0	0	0	0	0	0	0	0	0	4	2	1	0			
11th Judicial District	Lander County	Argenta Justice Court	New Filings (cases)	20	0	0	0	0	0	0	14	0	22	4	0	0	0	11	40	34	10	
		Reopened (cases)	0	0	0	0	0	0	0	0	0	0	0	0	0	0	0	0	1	11	2	
		Grand Total Dispositions	16	0	0	0	0	0	0	0	8	1	23	1	1	0	0	12	40	45	12	
		Total Non-Trial Dispositions	0	0	0	0	0	0	0	0	8	1	23	1	1	0	0	6	40	43	12	
		Total Trial Dispositions	0	0	0	0	0	0	0	0	0	0	0	0	0	0	0	0	0	-	-	
		Other Manner of Disposition	16	0	0	0	0	0	0	0	0	0	0	0	0	0	0	6	0	2	0	
	Austin Justice Court	New Filings (cases)	0	0	2	0	0	0	0	0	0	0	0	0	0	0	0	0	1	0	1	
	Reopened (cases)	0	0	0	0	0	0	0	0	0	0	0	0	0	0	0	0	0	0	0		
	Grand Total Dispositions	0	0	0	0	0	0	0	0	0	0	0	0	0	0	0	0	0	0	0		
	Total Non-Trial Dispositions	0	0	0	0	0	0	0	0	0	0	0	0	0	0	0	0	0	0	0		
	Total Trial Dispositions	0	0	0	0	0	0	0	0	0	0	0	0	0	0	0	0	0	0	-		
	Other Manner of Disposition	0	0	0	0	0	0	0	0	0	0	0	0	0	0	0	0	0	0	1		
	Mineral County	Hawthorne Justice Court	New Filings (cases)	38	0	0	0	0	0	0	3	1	12	3	1	2	0	2	28	41	23	
	Reopened (cases)	0	0	0	0	0	0	0	0	0	0	0	0	0	0	0	0	0	0	0		
	Grand Total Dispositions ⁱ	0	0	0	0	0	0	0	0	0	0	1	1	0	0	0	3	14	18	17		
Total Non-Trial Dispositions	0	0	0	0	0	0	0	0	0	0	1	1	0	0	0	1	4	4	1			
Total Trial Dispositions	0	0	0	0	0	0	0	0	0	0	0	0	0	0	0	0	0	-	-			
Other Manner of Disposition	0	0	0	0	0	0	0	0	0	0	0	0	0	0	0	2	10	14	16			
Pershing County	Lake Justice Court	New Filings (cases)	43	1	0	0	0	0	0	5	0	10	1	0	0	0	2	79	30	11		
Reopened (cases)	0	0	0	0	0	0	0	0	0	0	0	0	0	0	0	0	0	0	0			
Grand Total Dispositions	8	1	0	0	0	0	0	0	0	0	7	0	0	0	0	1	30	11	7			
Total Non-Trial Dispositions	8	1	0	0	0	0	0	0	0	0	7	0	0	0	0	1	30	11	7			
Total Trial Dispositions	0	0	0	0	0	0	0	0	0	0	0	0	0	0	0	0	0	-	-			
Other Manner of Disposition	0	0	0	0	0	0	0	0	0	0	0	0	0	0	0	0	0	0	0			

ⁱ Incomplete.

Source: Uniform System for Judicial Records, Nevada AOC, Research and Statistics Unit.

Table B10-1. Criminal Caseload Processed by Municipal Courts in Nevada, Fiscal Year 2016.

Municipal Court, Aggregate (1 of 2)			Misdemeanor (Non-Traffic), Total	Traffic and Parking, Total	
Totals ^a	Nevada Municipal Courts	New Filings (cases)	44,192	121,075	
		Reopened (cases)	3,012	3,670	
		Grand Total Dispositions	44,770	123,603	
		Total Non-Trial Dispositions	43,477	121,840	
		Total Trial Dispositions	458	410	
		Other Manner of Disposition	835	1,353	
2nd Judicial District	Washoe County	Reno Municipal Court	New Filings (cases)	7,462	10,542
		Reopened (cases)	793	788	
		Grand Total Dispositions	7,445	10,856	
		Total Non-Trial Dispositions	7,056	10,508	
		Total Trial Dispositions	39	70	
	Other Manner of Disposition	350	278		
	Sparks Municipal Court	New Filings (cases)	1,750	4,366	
		Reopened (cases)	14	5	
		Grand Total Dispositions ^b	2,249	4,798	
		Total Non-Trial Dispositions	2,243	4,794	
Total Trial Dispositions		5	4		
Other Manner of Disposition	1	0			
3rd Judicial District	Lyon County	Fernley Municipal Court	New Filings (cases)	433	2,935
		Reopened (cases)	1	7	
		Grand Total Dispositions	374	3,045	
		Total Non-Trial Dispositions	368	3,043	
		Total Trial Dispositions	6	2	
	Other Manner of Disposition	0	0		
	Yerington Municipal Court	New Filings (cases)	103	118	
		Reopened (cases)	65	24	
		Grand Total Dispositions	167	132	
		Total Non-Trial Dispositions	127	122	
Total Trial Dispositions		0	0		
Other Manner of Disposition	40	10			
4th Judicial District	Elko County	Carlin Municipal Court	New Filings (cases)	82	159
			Reopened (cases)	0	0
			Grand Total Dispositions	93	155
			Total Non-Trial Dispositions	90	145
			Total Trial Dispositions	3	9
		Other Manner of Disposition	0	1	
		Elko Municipal Court	New Filings (cases)	321	663
			Reopened (cases)	0	0
			Grand Total Dispositions	300	655
			Total Non-Trial Dispositions	290	635
			Total Trial Dispositions	9	16
		Other Manner of Disposition	1	4	
		Wells Municipal Court	New Filings (cases)	24	180
			Reopened (cases) ^c	-	-
			Grand Total Dispositions	9	182
			Total Non-Trial Dispositions	5	177
Total Trial Dispositions	4		5		
Other Manner of Disposition	0	0			
West Wendover Municipal Court	New Filings (cases)	151	543		
	Reopened (cases)	0	0		
	Grand Total Dispositions	123	429		
	Total Non-Trial Dispositions	116	426		
	Total Trial Dispositions	4	2		
Other Manner of Disposition	3	1			

^a Totals reflect aggregate information from the Nevada Municipal Courts. Information contained herein may reflect non-standard reporting and is noted by subsequent footnotes.

^b High disposition rate attributable to under-reported reopen counts.

^c Reopen counts not reported.

Source: Uniform System for Judicial Records, Nevada AOC, Research and Statistics Unit.

Table B10-1. Criminal Caseload Processed by Municipal Courts in Nevada, Fiscal Year 2016.

Municipal Court, Aggregate (2 of 2)			Misdemeanor (Non-Traffic), Total	Traffic and Parking, Total	
7th Judicial District	Lincoln County	Caliente Municipal Court ^d	New Filings (cases)	0	0
			Reopened (cases)	0	0
			Grand Total Dispositions	1	1
			Total Non-Trial Dispositions	1	1
			Total Trial Dispositions	0	0
		Other Manner of Disposition	0	0	
	White Pine County	Ely Municipal Court	New Filings (cases)	199	433
			Reopened (cases) ^c	-	-
			Grand Total Dispositions	211	438
			Total Non-Trial Dispositions	157	424
		Total Trial Dispositions	54	14	
	Other Manner of Disposition	0	0		
8th Judicial District	Clark County	Boulder Municipal Court	New Filings (cases)	460	3,025
			Reopened (cases)	12	12
			Grand Total Dispositions	454	2,941
			Total Non-Trial Dispositions	445	2,936
			Total Trial Dispositions	9	5
			Other Manner of Disposition	0	0
			New Filings (cases)	5,261	20,634
			Reopened (cases)	6	2
			Grand Total Dispositions	5,490	21,231
			Total Non-Trial Dispositions	5,000	20,129
			Total Trial Dispositions	50	43
			Other Manner of Disposition	440	1,059
			New Filings (cases)	21,936	59,593
			Reopened (cases)	701	371
			Grand Total Dispositions	21,727	58,506
		Total Non-Trial Dispositions	21,487	58,295	
		Total Trial Dispositions	240	211	
		Other Manner of Disposition	0	0	
		Mesquite Municipal Court	New Filings (cases)	596	1,537
			Reopened (cases)	0	1
		Grand Total Dispositions	459	1,140	
		Total Non-Trial Dispositions	453	1,139	
		Total Trial Dispositions	6	1	
		Other Manner of Disposition	0	0	
	North Las Vegas Municipal Court	New Filings (cases)	5,090	15,951	
		Reopened (cases)	1,418	2,460	
		Grand Total Dispositions	5,357	18,704	
		Total Non-Trial Dispositions	5,333	18,678	
		Total Trial Dispositions	24	26	
		Other Manner of Disposition	0	0	
10th Judicial District	Churchill County	Fallon Municipal Court	New Filings (cases)	324	396
			Reopened (cases)	2	0
			Grand Total Dispositions	311	390
			Total Non-Trial Dispositions	306	388
			Total Trial Dispositions	5	2
	Other Manner of Disposition	0	0		

^c Reopen counts not reported.

^d Court had limited case activity during fiscal year 2016.

Source: Uniform System for Judicial Records, Nevada AOC, Research and Statistics Unit.

Table B10-2. Criminal Caseload Processed by Municipal Courts in Nevada, Fiscal Year 2016.

MUNICIPAL COURT, MISDEMEANOR (1 of 3)			Crimes Against Persons, Misdemeanor	Domestic Violence, Misdemeanor	Elder Abuse, Misdemeanor	Protection Order Violation, Misdemeanor	Crimes Against Property, Misdemeanor	Drugs, Misdemeanor	Weapons, Misdemeanor	Public Order, Misdemeanor	Other Non-Traffic, Misdemeanor	Motor Vehicle - DUI, Misdemeanor	Motor Vehicle - Reckless, Misdemeanor	Traffic, Misdemeanor	Parking	
Totals^a	Nevada Municipal Courts	New Filings (cases)	3,197	7,029	0	251	7,380	6,615	107	4,461	10,626	3,894	632	119,254	1,821	
		Reopened (cases)	156	694	0	15	479	457	22	152	512	497	28	3,553	117	
		Charges	4,440	7,561	0	290	8,331	10,087	161	6,050	13,829	6,684	973	170,049	2,081	
		Grand Total Dispositions	3,177	6,973	0	231	7,720	6,490	108	4,616	10,494	4,340	621	121,231	2,372	
		Total Non-Trial Dispositions	3,074	6,742	0	224	7,450	6,370	100	4,484	10,265	4,164	604	119,965	1,875	
		Total Trial Dispositions	50	116	0	2	40	25	3	43	88	82	9	392	18	
Other Manner of Disposition	53	115	0	5	230	95	5	89	141	94	8	874	479			
2nd Judicial District	Washoe County	Reno Municipal Court	New Filings (cases)	694	364	0	0	2,623	446	11	1,541	1,167	549	67	10,533	9
		Reopened (cases)	69	80	0	0	248	57	0	97	154	82	6	788	0	
		Charges	749	432	0	0	2,818	634	14	1,740	1,652	670	104	14,490	10	
		Grand Total Dispositions	720	421	0	0	2,570	501	10	1,482	1,085	591	65	10,849	7	
		Total Non-Trial Dispositions	685	370	0	0	2,461	473	10	1,446	1,004	547	60	10,501	7	
		Total Trial Dispositions	3	11	0	0	10	1	0	0	5	7	2	70	0	
	Other Manner of Disposition	32	40	0	0	99	27	0	36	76	37	3	278	0		
	Sparks Municipal Court	New Filings (cases)	145	391	0	0	567	207	5	132	74	195	34	4,262	104	
	Reopened (cases)	2	1	0	0	2	7	0	2	0	0	0	5	0		
	Charges	151	456	0	0	629	302	9	180	109	228	41	5,916	155		
	Grand Total Dispositions^b	196	512	0	0	662	321	3	167	85	264	39	4,674	124		
	Total Non-Trial Dispositions	193	510	0	0	662	321	3	167	84	264	39	4,670	124		
Total Trial Dispositions	3	1	0	0	0	0	0	0	1	0	0	4	0			
Other Manner of Disposition	0	1	0	0	0	0	0	0	0	0	0	0	0			
3rd Judicial District	Lyon County	Fernley Municipal Court	New Filings (cases)	52	88	0	0	102	54	1	37	45	47	7	2,931	4
		Reopened (cases)	0	0	0	0	0	0	0	0	0	1	0	7	0	
		Charges	54	90	0	0	111	76	1	43	75	65	10	3,805	4	
		Grand Total Dispositions	45	77	0	0	84	48	0	30	36	47	7	3,041	4	
		Total Non-Trial Dispositions	43	76	0	0	84	48	0	29	35	46	7	3,039	4	
		Total Trial Dispositions	2	1	0	0	0	0	0	1	1	1	0	2	0	
	Other Manner of Disposition	0	0	0	0	0	0	0	0	0	0	0	0	0		
	Yerington Municipal Court	New Filings (cases)	2	16	0	6	11	27	0	30	4	7	0	116	2	
	Reopened (cases)	4	19	0	1	6	9	0	12	1	13	0	24	0		
	Charges	4	18	0	6	14	44	0	39	6	8	0	153	2		
	Grand Total Dispositions	6	37	0	8	17	27	0	42	10	20	0	130	2		
	Total Non-Trial Dispositions	2	27	0	8	16	20	0	32	10	12	0	120	2		
Total Trial Dispositions	0	0	0	0	0	0	0	0	0	0	0	0	0			
Other Manner of Disposition	4	10	0	0	1	7	0	10	0	8	0	10	0			

^a Totals reflect aggregate information from the Nevada Municipal Courts. Information contained herein may reflect non-standard reporting and is noted by subsequent footnotes.

^b High disposition rate attributable to under-reported reopen counts.

Source: Uniform System for Judicial Records, Nevada AOC, Research and Statistics Unit.

Table B10-2. Criminal Caseload Processed by Municipal Courts in Nevada, Fiscal Year 2016.

MUNICIPAL COURT, MISDEMEANOR (2 of 3)		Crimes Against Persons,	Domestic Violence,	Elder Abuse,	Protection Order Violation,	Crimes Against Property,	Drugs,	Weapons,	Public Order,	Other Non-Traffic,	Motor Vehicle - DUI,	Motor Vehicle - Reckless,	Traffic,	Parking		
		Misdemeanor	Misdemeanor	Misdemeanor	Misdemeanor	Misdemeanor	Misdemeanor	Misdemeanor	Misdemeanor	Misdemeanor	Misdemeanor	Misdemeanor	Misdemeanor	Misdemeanor		
4th Judicial District	Elko County	Carlin Municipal Court	New Filings (cases)	5	0	0	0	2	0	0	9	65	0	1	149	10
		Reopened (cases)	0	0	0	0	0	0	0	0	0	0	0	0	0	0
		Charges	5	0	0	0	2	2	0	11	90	0	1	150	11	
		Grand Total Dispositions	11	0	0	0	2	0	0	9	70	0	1	145	10	
		Total Non-Trial Dispositions	11	0	0	0	2	0	0	9	67	0	1	137	8	
		Total Trial Dispositions	0	0	0	0	0	0	0	0	3	0	0	7	2	
		Other Manner of Disposition	0	0	0	0	0	0	0	0	0	0	0	1	0	
		Elko Municipal Court	New Filings (cases)	46	0	0	0	59	0	0	85	102	29	0	659	4
		Reopened (cases)	0	0	0	0	0	0	0	0	0	0	0	0	0	0
	Charges	46	0	0	0	62	0	0	113	141	30	0	716	4		
	Grand Total Dispositions	47	0	0	0	55	0	0	83	77	38	0	652	3		
	Total Non-Trial Dispositions	46	0	0	0	53	0	0	81	73	37	0	632	3		
	Total Trial Dispositions	1	0	0	0	2	0	0	2	3	1	0	16	0		
	Other Manner of Disposition	0	0	0	0	0	0	0	0	1	0	0	4	0		
	Wells Municipal Court	New Filings (cases)	1	0	0	0	2	0	0	6	15	0	0	180	0	
	Reopened (cases) ^c	-	-	-	-	-	-	-	-	-	-	-	-	-	-	
	Charges	1	0	0	0	2	0	0	11	25	0	0	216	0		
	Grand Total Dispositions	0	0	0	0	0	0	0	2	6	1	0	182	0		
Total Non-Trial Dispositions	0	0	0	0	0	0	0	0	5	0	0	177	0			
Total Trial Dispositions	0	0	0	0	0	0	0	2	1	1	0	5	0			
Other Manner of Disposition	0	0	0	0	0	0	0	0	0	0	0	0	0			
West Wendover Municipal Court	New Filings (cases)	34	0	0	0	59	0	0	12	17	26	3	537	6		
Reopened (cases)	0	0	0	0	0	0	0	0	0	0	0	0	0	0		
Charges	35	0	0	0	64	0	0	20	29	27	4	592	6			
Grand Total Dispositions	31	0	0	0	33	0	0	12	17	26	4	422	7			
Total Non-Trial Dispositions	30	0	0	0	30	0	0	12	15	25	4	419	7			
Total Trial Dispositions	0	0	0	0	1	0	0	0	2	1	0	2	0			
Other Manner of Disposition	1	0	0	0	2	0	0	0	0	0	0	1	0			
7th Judicial District	Lincoln County	Caliente Municipal Court ^d	New Filings (cases)	0	0	0	0	0	0	0	0	0	0	0	0	
		Reopened (cases)	0	0	0	0	0	0	0	0	0	0	0	0	0	
		Charges	0	0	0	0	0	0	0	0	0	0	0	0	0	
		Grand Total Dispositions	1	0	0	0	0	0	0	0	0	0	0	1	0	
	Total Non-Trial Dispositions	1	0	0	0	0	0	0	0	0	0	0	1	0		
	Total Trial Dispositions	0	0	0	0	0	0	0	0	0	0	0	0	0		
	Other Manner of Disposition	0	0	0	0	0	0	0	0	0	0	0	0	0		
	White Pine County	Ely Municipal Court	New Filings (cases)	5	0	0	4	56	44	1	30	32	27	0	431	2
		Reopened (cases) ^c	-	-	-	-	-	-	-	-	-	-	-	-	-	
Charges		5	0	0	4	64	60	1	40	37	31	2	625	3		
Grand Total Dispositions		7	9	0	6	53	41	0	26	44	24	1	436	2		
Total Non-Trial Dispositions		3	5	0	6	40	35	0	18	38	12	0	422	2		
Total Trial Dispositions	4	4	0	0	13	6	0	8	6	12	1	14	0			
Other Manner of Disposition	0	0	0	0	0	0	0	0	0	0	0	0	0			

^c Reopen counts not reported.

^d Court had limited case activity during fiscal year 2016.

Source: Uniform System for Judicial Records, Nevada AOC, Research and Statistics Unit.

Table B10-2. Criminal Caseload Processed by Municipal Courts in Nevada, Fiscal Year 2016.

		MUNICIPAL COURT, MISDEMEANOR (3 of 3)														
		Crimes Against Persons, Misdemeanor	Domestic Violence, Misdemeanor	Elder Abuse, Misdemeanor	Protection Order Violation, Misdemeanor	Crimes Against Property, Misdemeanor	Drugs, Misdemeanor	Weapons, Misdemeanor	Public Order, Misdemeanor	Other Non-Traffic, Misdemeanor	Motor Vehicle - DUI, Misdemeanor	Motor Vehicle - Reckless, Misdemeanor	Traffic, Misdemeanor	Parking		
8th Judicial District	Clark County	Boulder Municipal Court	New Filings (cases)	34	52	0	0	55	102	1	49	59	85	23	2,963	62
		Reopened (cases)	1	2	0	0	2	3	0	1	1	1	1	12	0	
		Charges	37	57	0	0	72	208	2	67	79	126	27	4,120	69	
		Grand Total Dispositions	35	45	0	0	54	91	4	45	72	82	26	2,882	59	
		Total Non-Trial Dispositions	34	43	0	0	53	91	4	43	72	80	25	2,877	59	
		Total Trial Dispositions	1	2	0	0	1	0	0	2	0	2	1	5	0	
		Other Manner of Disposition	0	0	0	0	0	0	0	0	0	0	0	0	0	
		Henderson Municipal Court	New Filings (cases)	226	1,035	0	57	1,002	1,041	18	95	1,240	507	40	19,847	787
		Reopened (cases)	1	4	0	0	0	0	0	0	1	0	0	2	0	
		Charges	260	1,091	0	70	1,134	1,554	26	138	2,148	608	51	25,848	811	
		Grand Total Dispositions	228	1,058	0	55	1,102	1,028	15	158	1,218	584	44	20,057	1,174	
		Total Non-Trial Dispositions	207	972	0	49	973	967	10	115	1,136	533	38	19,435	694	
		Total Trial Dispositions	5	22	0	1	1	0	0	0	18	2	1	42	1	
		Other Manner of Disposition	16	64	0	5	128	61	5	43	64	49	5	580	479	
		Las Vegas Municipal Court	New Filings (cases)	1,656	3,847	0	144	1,799	3,640	38	2,300	6,301	1,923	288	59,128	465
		Reopened (cases)	37	187	0	3	45	74	3	40	48	262	2	271	100	
		Charges	2,768	4,097	0	163	2,179	5,745	64	3,460	7,062	4,215	540	84,180	472	
		Grand Total Dispositions	1,558	3,647	0	120	2,063	3,414	34	2,445	6,005	2,173	268	57,998	508	
		Total Non-Trial Dispositions	1,529	3,587	0	119	2,053	3,401	31	2,418	5,967	2,118	264	57,801	494	
		Total Trial Dispositions	29	60	0	1	10	13	3	27	38	55	4	197	14	
		Other Manner of Disposition	0	0	0	0	0	0	0	0	0	0	0	0	0	
		Mesquite Municipal Court	New Filings (cases)	58	82	0	0	151	102	3	91	54	51	4	1,503	34
		Reopened (cases)	0	0	0	0	0	0	0	0	0	0	0	0	1	0
		Charges	61	88	0	0	184	235	4	132	86	72	5	2,114	34	
Grand Total Dispositions	43	65	0	0	122	76	2	70	36	41	4	1,114	26			
Total Non-Trial Dispositions	43	65	0	0	121	74	2	69	34	41	4	1,113	26			
Total Trial Dispositions	0	0	0	0	1	2	0	1	2	0	0	1	0			
Other Manner of Disposition	0	0	0	0	0	0	0	0	0	0	0	0	0			
North Las Vegas Municipal Court	New Filings (cases)	216	1,121	0	40	740	928	29	0	1,428	424	164	15,619	332		
Reopened (cases)	42	401	0	11	175	307	19	0	306	138	19	2,443	17			
Charges	241	1,197	0	47	833	1,192	40	0	2,261	575	187	26,556	498			
Grand Total Dispositions	223	1,073	0	42	766	918	39	2	1,709	424	161	18,258	446			
Total Non-Trial Dispositions	221	1,062	0	42	766	915	39	2	1,701	424	161	18,233	445			
Total Trial Dispositions	2	11	0	0	0	3	0	0	8	0	0	25	1			
Other Manner of Disposition	0	0	0	0	0	0	0	0	0	0	0	0	0			
10th Judicial District	Churchill County	Fallon Municipal Court	New Filings (cases)	23	33	0	0	152	24	0	44	23	24	1	396	0
		Reopened (cases)	0	0	0	0	1	0	0	0	1	0	0	0	0	
		Charges	23	35	0	0	163	35	0	56	29	29	1	568	2	
		Grand Total Dispositions	26	29	0	0	137	25	1	43	24	25	1	390	0	
		Total Non-Trial Dispositions	26	25	0	0	136	25	1	43	24	25	1	388	0	
		Total Trial Dispositions	0	4	0	0	1	0	0	0	0	0	0	2	0	
Other Manner of Disposition	0	0	0	0	0	0	0	0	0	0	0	0	0			

Source: Uniform System for Judicial Records, Nevada AOC, Research and Statistics Unit.

Table B11-1. Civil Caseload Processed by Municipal Courts in Nevada, Fiscal Year 2016.

Municipal Court, Civil Aggregates (1 of 2)			Real Property	Tort	Contract	Contested Liens	Other Civil Matters	Totals		
Totals^a	Nevada	New Filings (cases)	0	0	0	0	2,251	2,251		
	Municipal Courts	Reopened (cases)	0	0	0	0	0	0		
		Grand Total Dispositions	0	0	0	0	1,807	1,807		
		Total Non-Trial Dispositions	0	0	0	0	1,805	1,805		
		Total Trial Dispositions	0	0	0	0	2	2		
		Other Manner of Disposition	0	0	0	0	0	0		
2nd Judicial District	Washoe County	Reno Municipal Court	New Filings (cases)	0	0	0	0	100	100	
			Reopened (cases)	0	0	0	0	0	0	
			Grand Total Dispositions	0	0	0	0	93	93	
			Total Non-Trial Dispositions	0	0	0	0	91	91	
			Total Trial Dispositions	0	0	0	0	2	2	
			Other Manner of Disposition	0	0	0	0	0	0	
		Sparks Municipal Court	New Filings (cases)	0	0	0	0	28	28	
		Reopened (cases)	0	0	0	0	0	0		
		Grand Total Dispositions	0	0	0	0	19	19		
		Total Non-Trial Dispositions	0	0	0	0	19	19		
		Total Trial Dispositions	0	0	0	0	0	0		
		Other Manner of Disposition	0	0	0	0	0	0		
3rd Judicial District	Lyon County	Fernley Municipal Court	New Filings (cases)	0	0	0	0	0	0	
			Reopened (cases)	0	0	0	0	0	0	
			Grand Total Dispositions	0	0	0	0	0	0	
			Total Non-Trial Dispositions	0	0	0	0	0	0	
			Total Trial Dispositions	0	0	0	0	0	0	
			Other Manner of Disposition	0	0	0	0	0	0	
		Yerington Municipal Court	New Filings (cases)	0	0	0	0	0	0	
		Reopened (cases)	0	0	0	0	0	0		
		Grand Total Dispositions	0	0	0	0	0	0		
		Total Non-Trial Dispositions	0	0	0	0	0	0		
		Total Trial Dispositions	0	0	0	0	0	0		
		Other Manner of Disposition	0	0	0	0	0	0		
4th Judicial District	Elko County	Carlin Municipal Court	New Filings (cases)	0	0	0	0	0	0	
			Reopened (cases)	0	0	0	0	0	0	
			Grand Total Dispositions	0	0	0	0	0	0	
			Total Non-Trial Dispositions	0	0	0	0	0	0	
			Total Trial Dispositions	0	0	0	0	0	0	
			Other Manner of Disposition	0	0	0	0	0	0	
			Elko Municipal Court	New Filings (cases)	0	0	0	0	0	0
			Reopened (cases)	0	0	0	0	0	0	
			Grand Total Dispositions	0	0	0	0	0	0	
			Total Non-Trial Dispositions	0	0	0	0	0	0	
			Total Trial Dispositions	0	0	0	0	0	0	
			Other Manner of Disposition	0	0	0	0	0	0	
		Wells Municipal Court	New Filings (cases)	0	0	0	0	0	0	
		Reopened (cases)^b	-	-	-	-	-	-	-	
		Grand Total Dispositions	0	0	0	0	0	0		
		Total Non-Trial Dispositions	0	0	0	0	0	0		
		Total Trial Dispositions	0	0	0	0	0	0		
		Other Manner of Disposition	0	0	0	0	0	0		
		West Wendover Municipal Court	New Filings (cases)	0	0	0	0	0	0	
		Reopened (cases)	0	0	0	0	0	0		
		Grand Total Dispositions	0	0	0	0	0	0		
		Total Non-Trial Dispositions	0	0	0	0	0	0		
		Total Trial Dispositions	0	0	0	0	0	0		
		Other Manner of Disposition	0	0	0	0	0	0		

^a Totals reflect aggregate information from the Nevada Municipal Courts. Information contained herein may reflect non-standard reporting and is noted by subsequent footnotes.

^b Reopen counts not reported.

Source: Uniform System for Judicial Records, Nevada AOC, Research and Statistics Unit.

Table B11-1. Civil Caseload Processed by Municipal Courts in Nevada, Fiscal Year 2016.

Municipal Court, Civil Aggregates (2 of 2)			Real Property	Tort	Contract	Contested Liens	Other Civil Matters	Totals	
7th Judicial District	Lincoln County	Caliente Municipal Court	New Filings (cases)	0	0	0	0	0	0
			Reopened (cases)	0	0	0	0	0	0
			Grand Total Dispositions	0	0	0	0	0	0
			Total Non-Trial Dispositions	0	0	0	0	0	0
			Total Trial Dispositions	0	0	0	0	0	0
		Other Manner of Disposition	0	0	0	0	0	0	
	White Pine County	Ely Municipal Court	New Filings (cases)	0	0	0	0	0	0
			Reopened (cases)^b	-	-	-	-	-	-
			Grand Total Dispositions	0	0	0	0	0	0
			Total Non-Trial Dispositions	0	0	0	0	0	0
		Total Trial Dispositions	0	0	0	0	0	0	
	Other Manner of Disposition	0	0	0	0	0	0		
8th Judicial District	Clark County	Boulder Municipal Court	New Filings (cases)	0	0	0	0	3	3
			Reopened (cases)	0	0	0	0	0	0
			Grand Total Dispositions	0	0	0	0	0	0
			Total Non-Trial Dispositions	0	0	0	0	0	0
			Total Trial Dispositions	0	0	0	0	0	0
			Other Manner of Disposition	0	0	0	0	0	0
			New Filings (cases)	0	0	0	0	161	161
			Reopened (cases)	0	0	0	0	0	0
			Grand Total Dispositions	0	0	0	0	155	155
			Total Non-Trial Dispositions	0	0	0	0	155	155
		Total Trial Dispositions	0	0	0	0	0	0	
		Other Manner of Disposition	0	0	0	0	0	0	
		New Filings (cases)	0	0	0	0	1,856	1,856	
		Reopened (cases)^b	-	-	-	-	-	-	
		Grand Total Dispositions	0	0	0	0	1,467	1,467	
		Total Non-Trial Dispositions	0	0	0	0	1,467	1,467	
		Total Trial Dispositions	0	0	0	0	0	0	
		Other Manner of Disposition	0	0	0	0	0	0	
		New Filings (cases)	0	0	0	0	6	6	
		Reopened (cases)	0	0	0	0	0	0	
	Grand Total Dispositions	0	0	0	0	2	2		
	Total Non-Trial Dispositions	0	0	0	0	2	2		
	Total Trial Dispositions	0	0	0	0	0	0		
	Other Manner of Disposition	0	0	0	0	0	0		
	New Filings (cases)	0	0	0	0	96	96		
	Reopened (cases)	0	0	0	0	0	0		
	Grand Total Dispositions	0	0	0	0	71	71		
	Total Non-Trial Dispositions	0	0	0	0	71	71		
	Total Trial Dispositions	0	0	0	0	0	0		
	Other Manner of Disposition	0	0	0	0	0	0		
10th Judicial District	Churchill County	Fallon Municipal Court	New Filings (cases)	0	0	0	0	1	1
			Reopened (cases)	0	0	0	0	0	0
			Grand Total Dispositions	0	0	0	0	0	0
			Total Non-Trial Dispositions	0	0	0	0	0	0
			Total Trial Dispositions	0	0	0	0	0	0
	Other Manner of Disposition	0	0	0	0	0	0		

^b Reopen counts not reported.

Source: Uniform System for Judicial Records, Nevada AOC, Research and Statistics Unit.

Table B11-2. Civil Caseload Processed by Municipal Courts in Nevada, Fiscal Year 2016.

Municipal Court, Civil Caseload (1 of 3)			Real Property			Tort					Contract					Contested Liens Case	Other Civil Matters		
			Landlord/Tenant Case(Summary Eviction)	Unlawful Detainer Complaint (Writs of Restitution)	Other Real Property Case	Auto Negligence Case	Premises Liability Case	Other Negligence Case	Intentional Misconduct Case	Other Tort Case	Credit Card Collection Case	Payday Loan Collection Case	Debt Collection Agency Case	Other Debt Collection Case	Contract Buyer Plaintiff Case			Other Contract Case	
Totals^a	Nevada District Courts	New Filings (cases)	0	0	0	0	0	0	0	0	0	0	0	0	0	0	0	2,251	
		Reopened (cases)	0	0	0	0	0	0	0	0	0	0	0	0	0	0	0	0	
		Grand Total Dispositions	0	0	0	0	0	0	0	0	0	0	0	0	0	0	0	1,807	
		Total Non-Trial Dispositions	0	0	0	0	0	0	0	0	0	0	0	0	0	0	0	1,805	
		Total Trial Dispositions	0	0	0	0	0	0	0	0	0	0	0	0	0	0	0	2	
		Other Manner of Disposition	0	0	0	0	0	0	0	0	0	0	0	0	0	0	0	0	
2nd Judicial District	Washoe County	Reno Municipal Court	New Filings (cases)	0	0	0	0	0	0	0	0	0	0	0	0	0	0	100	
			Reopened (cases)	0	0	0	0	0	0	0	0	0	0	0	0	0	0	0	
			Grand Total Dispositions	0	0	0	0	0	0	0	0	0	0	0	0	0	0	93	
			Total Non-Trial Dispositions	0	0	0	0	0	0	0	0	0	0	0	0	0	0	91	
			Total Trial Dispositions	0	0	0	0	0	0	0	0	0	0	0	0	0	0	2	
		Other Manner of Disposition	0	0	0	0	0	0	0	0	0	0	0	0	0	0	0	0	
		Sparks Municipal Court	New Filings (cases)	0	0	0	0	0	0	0	0	0	0	0	0	0	0	28	
		Reopened (cases)	0	0	0	0	0	0	0	0	0	0	0	0	0	0	0	0	
		Grand Total Dispositions	0	0	0	0	0	0	0	0	0	0	0	0	0	0	0	19	
		Total Non-Trial Dispositions	0	0	0	0	0	0	0	0	0	0	0	0	0	0	0	19	
	Total Trial Dispositions	0	0	0	0	0	0	0	0	0	0	0	0	0	0	0	0		
	Other Manner of Disposition	0	0	0	0	0	0	0	0	0	0	0	0	0	0	0	0		
3rd Judicial District	Lyon County	Fernley Municipal Court	New Filings (cases)	0	0	0	0	0	0	0	0	0	0	0	0	0	0	0	
			Reopened (cases)	0	0	0	0	0	0	0	0	0	0	0	0	0	0	0	
			Grand Total Dispositions	0	0	0	0	0	0	0	0	0	0	0	0	0	0	0	
			Total Non-Trial Dispositions	0	0	0	0	0	0	0	0	0	0	0	0	0	0	0	0
			Total Trial Dispositions	0	0	0	0	0	0	0	0	0	0	0	0	0	0	0	0
		Other Manner of Disposition	0	0	0	0	0	0	0	0	0	0	0	0	0	0	0	0	
		Yerington Municipal Court	New Filings (cases)	0	0	0	0	0	0	0	0	0	0	0	0	0	0	0	
		Reopened (cases)	0	0	0	0	0	0	0	0	0	0	0	0	0	0	0	0	
		Grand Total Dispositions	0	0	0	0	0	0	0	0	0	0	0	0	0	0	0	0	
		Total Non-Trial Dispositions	0	0	0	0	0	0	0	0	0	0	0	0	0	0	0	0	
	Total Trial Dispositions	0	0	0	0	0	0	0	0	0	0	0	0	0	0	0	0		
	Other Manner of Disposition	0	0	0	0	0	0	0	0	0	0	0	0	0	0	0	0		

^a Totals reflect aggregate information from the Nevada District Courts. Information contained herein may reflect non-standard reporting and is noted by subsequent footnotes.
Source: Uniform System for Judicial Records, Nevada AOC, Research and Statistics Unit.

Table B11-2. Civil Caseload Processed by Municipal Courts in Nevada, Fiscal Year 2016.

Municipal Court, Civil Caseload (2 of 3)			Real Property			Tort					Contract					Contested Liens Case	Other Civil Matters		
			Landlord/Tenant Case(Summary Eviction)	Unlawful Detainer Complaint (Writs of Restitution)	Other Real Property Case	Auto Negligence Case	Premises Liability Case	Other Negligence Case	Intentional Misconduct Case	Other Tort Case	Credit Card Collection Case	Payday Loan Collection Case	Debt Collection Agency Case	Other Debt Collection Case	Contract Buyer Plaintiff Case			Other Contract Case	
4th Judicial District	Elko County	Carlin Municipal Court	New Filings (cases)	0	0	0	0	0	0	0	0	0	0	0	0	0	0	0	
			Reopened (cases)	0	0	0	0	0	0	0	0	0	0	0	0	0	0	0	0
			Grand Total Dispositions	0	0	0	0	0	0	0	0	0	0	0	0	0	0	0	0
			Total Non-Trial Dispositions	0	0	0	0	0	0	0	0	0	0	0	0	0	0	0	0
			Total Trial Dispositions	0	0	0	0	0	0	0	0	0	0	0	0	0	0	0	0
			Other Manner of Disposition	0	0	0	0	0	0	0	0	0	0	0	0	0	0	0	0
			New Filings (cases)	0	0	0	0	0	0	0	0	0	0	0	0	0	0	0	0
			Reopened (cases)	0	0	0	0	0	0	0	0	0	0	0	0	0	0	0	0
			Grand Total Dispositions	0	0	0	0	0	0	0	0	0	0	0	0	0	0	0	0
			Total Non-Trial Dispositions	0	0	0	0	0	0	0	0	0	0	0	0	0	0	0	0
			Total Trial Dispositions	0	0	0	0	0	0	0	0	0	0	0	0	0	0	0	0
			Other Manner of Disposition	0	0	0	0	0	0	0	0	0	0	0	0	0	0	0	0
		Wells Municipal Court	New Filings (cases)	0	0	0	0	0	0	0	0	0	0	0	0	0	0	0	
			Reopened (cases)^b	-	-	-	-	-	-	-	-	-	-	-	-	-	-	-	
			Grand Total Dispositions	0	0	0	0	0	0	0	0	0	0	0	0	0	0	0	
			Total Non-Trial Dispositions	0	0	0	0	0	0	0	0	0	0	0	0	0	0	0	
			Total Trial Dispositions	0	0	0	0	0	0	0	0	0	0	0	0	0	0	0	
			Other Manner of Disposition	0	0	0	0	0	0	0	0	0	0	0	0	0	0	0	
	West Wendover Municipal Court	New Filings (cases)	0	0	0	0	0	0	0	0	0	0	0	0	0	0	0		
		Reopened (cases)	0	0	0	0	0	0	0	0	0	0	0	0	0	0	0		
		Grand Total Dispositions	0	0	0	0	0	0	0	0	0	0	0	0	0	0	0		
		Total Non-Trial Dispositions	0	0	0	0	0	0	0	0	0	0	0	0	0	0	0		
		Total Trial Dispositions	0	0	0	0	0	0	0	0	0	0	0	0	0	0	0		
		Other Manner of Disposition	0	0	0	0	0	0	0	0	0	0	0	0	0	0	0		
7th Judicial District	Lincoln County	Caliente Municipal Court	New Filings (cases)	0	0	0	0	0	0	0	0	0	0	0	0	0	0		
			Reopened (cases)	0	0	0	0	0	0	0	0	0	0	0	0	0	0		
			Grand Total Dispositions	0	0	0	0	0	0	0	0	0	0	0	0	0	0		
			Total Non-Trial Dispositions	0	0	0	0	0	0	0	0	0	0	0	0	0	0		
			Total Trial Dispositions	0	0	0	0	0	0	0	0	0	0	0	0	0	0		
		Other Manner of Disposition	0	0	0	0	0	0	0	0	0	0	0	0	0	0			
		Ely Municipal Court	New Filings (cases)	0	0	0	0	0	0	0	0	0	0	0	0	0	0		
			Reopened (cases)^b	-	-	-	-	-	-	-	-	-	-	-	-	-	-		
			Grand Total Dispositions	0	0	0	0	0	0	0	0	0	0	0	0	0	0		
			Total Non-Trial Dispositions	0	0	0	0	0	0	0	0	0	0	0	0	0	0		
		Total Trial Dispositions	0	0	0	0	0	0	0	0	0	0	0	0	0	0			
		Other Manner of Disposition	0	0	0	0	0	0	0	0	0	0	0	0	0	0			

^b Reopen counts not reported.

Source: Uniform System for Judicial Records, Nevada AOC, Research and Statistics Unit.

Table B11-2. Civil Caseload Processed by Municipal Courts in Nevada, Fiscal Year 2016.

Municipal Court, Civil Caseload (3 of 3)		Real Property			Tort					Contract					Contested Liens Case	Other Civil Matters			
		Landlord/Tenant Case(Summary Eviction)	Unlawful Detainer Complaint (Writs of Restitution)	Other Real Property Case	Auto Negligence Case	Premises Liability Case	Other Negligence Case	Intentional Misconduct Case	Other Tort Case	Credit Card Collection Case	Payday Loan Collection Case	Debt Collection Agency Case	Other Debt Collection Case	Contract Buyer Plaintiff Case			Other Contract Case		
8th Judicial District	Clark County	Boulder Municipal Court	New Filings (cases)	0	0	0	0	0	0	0	0	0	0	0	0	0	0	3	
			Reopened (cases)	0	0	0	0	0	0	0	0	0	0	0	0	0	0	0	0
			Grand Total Dispositions	0	0	0	0	0	0	0	0	0	0	0	0	0	0	0	0
			Total Non-Trial Dispositions	0	0	0	0	0	0	0	0	0	0	0	0	0	0	0	0
			Total Trial Dispositions	0	0	0	0	0	0	0	0	0	0	0	0	0	0	0	0
			Other Manner of Disposition	0	0	0	0	0	0	0	0	0	0	0	0	0	0	0	0
			New Filings (cases)	0	0	0	0	0	0	0	0	0	0	0	0	0	0	0	161
			Reopened (cases)	0	0	0	0	0	0	0	0	0	0	0	0	0	0	0	0
			Grand Total Dispositions	0	0	0	0	0	0	0	0	0	0	0	0	0	0	0	155
			Total Non-Trial Dispositions	0	0	0	0	0	0	0	0	0	0	0	0	0	0	0	155
			Total Trial Dispositions	0	0	0	0	0	0	0	0	0	0	0	0	0	0	0	0
			Other Manner of Disposition	0	0	0	0	0	0	0	0	0	0	0	0	0	0	0	0
			New Filings (cases)	0	0	0	0	0	0	0	0	0	0	0	0	0	0	0	1,856
			Reopened (cases)^b	-	-	-	-	-	-	-	-	-	-	-	-	-	-	-	-
			Grand Total Dispositions	0	0	0	0	0	0	0	0	0	0	0	0	0	0	0	1,467
		Total Non-Trial Dispositions	0	0	0	0	0	0	0	0	0	0	0	0	0	0	0	1,467	
		Total Trial Dispositions	0	0	0	0	0	0	0	0	0	0	0	0	0	0	0	0	
		Other Manner of Disposition	0	0	0	0	0	0	0	0	0	0	0	0	0	0	0	0	
		New Filings (cases)	0	0	0	0	0	0	0	0	0	0	0	0	0	0	0	6	
		Reopened (cases)	0	0	0	0	0	0	0	0	0	0	0	0	0	0	0	0	
		Grand Total Dispositions	0	0	0	0	0	0	0	0	0	0	0	0	0	0	0	2	
	Total Non-Trial Dispositions	0	0	0	0	0	0	0	0	0	0	0	0	0	0	0	2		
	Total Trial Dispositions	0	0	0	0	0	0	0	0	0	0	0	0	0	0	0	0		
	Other Manner of Disposition	0	0	0	0	0	0	0	0	0	0	0	0	0	0	0	0		
	New Filings (cases)	0	0	0	0	0	0	0	0	0	0	0	0	0	0	0	96		
	Reopened (cases)	0	0	0	0	0	0	0	0	0	0	0	0	0	0	0	0		
	Grand Total Dispositions	0	0	0	0	0	0	0	0	0	0	0	0	0	0	0	71		
	Total Non-Trial Dispositions	0	0	0	0	0	0	0	0	0	0	0	0	0	0	0	71		
	Total Trial Dispositions	0	0	0	0	0	0	0	0	0	0	0	0	0	0	0	0		
	Other Manner of Disposition	0	0	0	0	0	0	0	0	0	0	0	0	0	0	0	0		
10th Judicial District	Churchill County	Fallon Municipal Court	New Filings (cases)	0	0	0	0	0	0	0	0	0	0	0	0	0	0	1	
			Reopened (cases)	0	0	0	0	0	0	0	0	0	0	0	0	0	0	0	
			Grand Total Dispositions	0	0	0	0	0	0	0	0	0	0	0	0	0	0	0	
			Total Non-Trial Dispositions	0	0	0	0	0	0	0	0	0	0	0	0	0	0	0	0
			Total Trial Dispositions	0	0	0	0	0	0	0	0	0	0	0	0	0	0	0	0
	Other Manner of Disposition	0	0	0	0	0	0	0	0	0	0	0	0	0	0	0	0		

^b Reopen counts not reported.

Source: Uniform System for Judicial Records, Nevada AOC, Research and Statistics Unit.

Table B12. Juvenile Traffic Caseload Processed by Courts in Nevada, Fiscal Year 2016.

Juvenile Traffic Caseload			New Filings (cases)	Reopened	Charges	Grand Total Dispositions	Total Non-Trial Dispositions	Total Bench Trial Dispositions	Other Manner of Disposition
Totals ^a	Nevada Courts Total		5,295	33	7,363	5,105	5,005	34	66
	District Court Total		2,551	32	3,552	2,459	2,371	33	55
	Justice Court Total		2,271	1	3,219	2,179	2,175	0	4
	Municipal Court Total		473	0	592	467	459	1	7
First Judicial District	Carson City	Carson City District Court	260	4	345	170	170	0	0
	Storey County	Storey County District Court	5	0	6	3	3	0	0
Second Judicial District	Washoe County	Washoe County District Court	1,260	0	1,818	1,299	1,272	27	0
		Incline Village Justice Court	26	0	33	7	7	0	0
Third Judicial District	Lyon County	Lyon County District Court	190	15	269	207	189	4	14
Fourth Judicial District	Elko County	Elko County District Court	332	0	489	357	357	0	0
Fifth Judicial District	Esmeralda County	Esmeralda County District Court	3	0	3	5	0	0	5
	Nye County	Nye County District Court	69	5	86	27	16	1	10
Sixth Judicial District	Humboldt County	Humboldt County District Court	113	0	131	28	27	0	1
Seventh Judicial District	Eureka County	Beowawe Justice Court	0	0	0	0	0	0	0
		Eureka Justice Court	0	0	0	1	1	0	0
	Lincoln County	Meadow Valley Justice Court	19	0	22	10	10	0	0
		Pahranagat Valley Justice Court	10	0	12	11	8	0	3
White Pine County	Ely (No. 1) Justice Court	34	0	42	35	34	0	1	
Eighth Judicial District	Clark County	Boulder Justice Court	0	0	0	1	1	0	0
		Bunkerville Justice Court	20	0	26	21	21	0	0
		Goodsprings Justice Court	39	0	47	48	48	0	0
		Henderson Justice Court	114	0	144	123	123	0	0
		Las Vegas Justice Court	1,920	NR	2,775	1,828	1,828	0	0
		Laughlin Justice Court	38	1	52	33	33	0	0
		Moapa Justice Court	6	0	7	12	12	0	0
		Moapa Valley Justice Court	22	0	28	24	24	0	0
		North Las Vegas Justice Court	6	0	9	9	9	0	0
		Searchlight Justice Court	17	0	22	16	16	0	0
		Boulder Municipal Court	33	0	48	40	40	0	0
		Henderson Municipal Court	386	0	470	388	381	0	7
Mesquite Municipal Court	54	0	74	39	38	1	0		
Ninth Judicial District	Douglas County	Douglas County District Court	178	NR	236	214	194	0	20
Tenth Judicial District	Churchill County	Churchill County District Court	88	8	113	107	102	0	5
Eleventh Judicial District	Lander County	Lander County District Court	4	0	7	1	1	0	0
	Mineral County	Mineral County District Court	2	0	2	0	0	0	0
	Pershing County	Pershing County District Court	47	0	47	41	40	1	0

^a Totals reflect aggregate information from the Nevada trial courts. Information contained herein may reflect non-standard reporting and is noted by subsequent footnotes.

NR Not reported.

Source: Uniform System for Judicial Records, Nevada AOC, Research and Statistics Unit.

Criminal Caseload Glossary

When to Count Filings: Cases are counted by defendants in District Court when the court receives notification of a bind over from a lower court or receives the formal charging document from the District Attorney's Office. Felony and gross misdemeanor filings in Justice Court are counted by defendants when the court receives the formal charging document, generally a complaint or citation. Misdemeanor and traffic filings in Justice and Municipal Courts are counted by defendants when the court receives the citation or complaint. Cases with multiple charges that span different categories and types are classified by hierarchies that are defined in the *Nevada Courts Statistical Reporting Dictionary*, and can be found at <http://nvcourts.gov/>.

Criminal Case Categories: A broad classification category for trial court caseload that includes cases involving the alleged violation of a state law, local ordinance, or federal regulation (traffic only).

[Listed in hierarchal order, felony = highest]

- **Felony** – Cases heard at District Court, with preliminary hearings at Justice Court, for defendants charged with a violation of state law that is punishable by death or imprisonment in the state prison.
- **Gross Misdemeanor** – Cases heard at District Court, with preliminary hearings at Justice Court, for defendants charged with a violation of state law that involves an offense that does not fit within the definitions of felony, misdemeanor, or traffic cases. Gross misdemeanor offenses are punishable by fine or incarceration or both for no more than \$2,000 or 1 year, respectively (unless the statute in force at the time of commission of such an offense prescribed a different penalty).
- **Misdemeanor (Non-traffic)** – Cases heard at Justice and Municipal Courts for defendants charged with the violation of state law or local ordinance that involves an offense punishable by fine or incarceration or both for no more than \$1,000 or 6 months, respectively (unless the statute in force at the time of commission of such an offense prescribed a different penalty).
- **Traffic Misdemeanor** – Cases heard at Justice and Municipal Courts for moving and non-moving violations of traffic law or ordinance that do not pertain to parking of a motor vehicle.
- **Parking Violations** – Cases heard at Justice and Municipal Courts for parking of a motor vehicle in violation of a traffic law or ordinance.
- **Appeal from Limited Jurisdiction Court** – Cases heard at District Court in which the court reviews the judgment of a Justice or Municipal Court for a criminal case.

Criminal Case Types: The following case types can be felony, gross misdemeanor, or misdemeanor (non-traffic) criminal case categories, unless otherwise noted.

- **Crimes Against Persons** – A case type in which a defendant is charged with a crime against person(s). Examples include assault with a deadly weapon, rape, kidnapping, murder, manslaughter, and robbery.
- **Domestic Violence** – A case type involving allegations of violence, coercion, or intimidation by a family or household member against another family or household member.
- **Elder Abuse** – A case type involving allegations of abusing, neglecting, exploiting, or isolating older persons.
- **Child Abuse and Neglect** – A case type in which a person is charged with willfully exposing, causing, or permitting a child who is less than 18 years of age to suffer unjustifiable physical pain or mental suffering as a result of abuse or neglect. This case type is only reported in felony or gross misdemeanor case categories.
- **Protection Order Violation** – A case type alleging violation of a court order that was issued to help protect an individual from stalking and harassment or to protect minors from harm.
- **Crimes Against Property** – A case type in which a defendant is charged with a crime against property. Examples include grand larceny, burglary, auto theft, arson, forgery, fraud, embezzlement, vandalism, and bad checks.
- **Drugs** – A case type involving illegal possession, sale, use, manufacture, trafficking, or furnishing of drugs.
- **Weapons** – A case type involving violations of regulations or statutes controlling the carrying, using, possessing, furnishing, and manufacturing of deadly weapons or silencers.
- **Motor Vehicle - DUI** – A case type that involves a charge of driving under the influence of either alcohol or drugs (DUI), or driving while impaired. This case type is only reported in felony or misdemeanor case categories.
- **Motor Vehicle - Reckless Driving** – A case type that involves a charge of driving a motor vehicle in such a way as to willfully or wantonly endanger the safety of others or with disregard for the consequences. This case type is only reported in felony or misdemeanor case categories.
- **Motor Vehicle - Other** – A case type including cases of unknown specificity or cases not attributable to one of the other previously defined motor vehicle case types. This case type is only reported in felony or gross misdemeanor case categories.
- **Public Order** – A case type involving violations of liquor laws, drunkenness, gambling, and prostitution. Some jurisdictions refer to these as “public nuisance” or “quality of life” offenses, or “crimes against society.”
- **Other** – A case type including cases of unknown specificity or cases not attributable to one of the other previously defined case categories. Other can be classified as “Other Felony,” “Other Gross Misdemeanor,” and “Other Non-Traffic Misdemeanor.”

Criminal Caseload Glossary

When to Count Dispositions: A criminal case is considered disposed when adjudication for that case occurs. For statistical purposes, adjudication is defined as date of sentencing, date of adjudication, or date charges are disposed, whichever occurs last. Cases with multiple charges that require multiple types of disposition are only counted as one type and are classified by hierarchies that are defined in the *Nevada Courts Statistical Reporting Dictionary*, and can be found at <http://nvcourts.gov/>.

Non-Trial Dispositions (District Court): A subtype of case dispositions where the case is resolved without a bench or jury trial. This subtype includes:

- Nolle Prosequi (before trial)
- Dismissed (after diversion)
- Dismissed (before trial)
- Guilty Plea with Sentence (before trial)
- Transferred (before/during trial)

Bench Trial Dispositions (District Court): A subtype of case dispositions where the case is resolved with a judicial officer determining both the issues of fact and law in a criminal case. This subtype includes:

- Dismissed (during trial)
- Acquittal
- Guilty Plea with Sentence (during trial)
- Conviction

Jury Trial Dispositions (District Court): A subtype of case dispositions where the case is resolved with an empaneled jury determining the issues of fact and returning a verdict in a criminal case. This subtype includes:

- Dismissed (during trial)
- Acquittal
- Guilty Plea with Sentence (during trial)
- Conviction

Non-Trial Dispositions (Justice and Municipal Courts): A subtype of case dispositions where the case is resolved without a bench or jury trial. This subtype includes:

- Bail Forfeiture
- Nolle Prosequi (before trial)
- Dismissed (before preliminary hearing)
- Guilty Plea with Sentence (before preliminary hearing)
- Waiver of Preliminary Hearing
- Dismissed (during preliminary hearing)
- Guilty Plea with Sentence (during preliminary hearing)
- Bindover
- Dismissed (after diversion)
- Dismissed (before trial)
- Guilty Plea With Sentence (before trial)
- Transferred (before/during trial)

Trial Dispositions (Justice and Municipal Courts): A subtype of case dispositions where the case is resolved with a judicial officer or an empaneled jury determining both the issues of fact and law in a criminal case. This manner of disposition is not used for felony and gross misdemeanor cases in Justice Courts. Municipal Courts do not hear felony or gross misdemeanor cases. This subtype includes:

- Dismissed (during trial)
- Acquittal
- Guilty Plea with Sentence (during trial)
- Conviction

Other Manner of Disposition (All court jurisdictions): A disposition classification of unknown specificity or not attributable to one of the other defined categories.

Civil Caseload Glossary

When to Count Filings: Cases are counted when a petition or complaint is filed with the court or the court receives a motion.

Civil Case Types: A broad classification category for caseload statistics that includes cases requesting the enforcement or protection of a right and/or the redress or prevention of a wrong, within the jurisdictional limits of the court.

District Court Case Types:

- **Real Property** – Cases that deal with ownership or rights in real property excluding construction defect or negligence; includes unlawful detainer and other landlord/tenant disputes; judicial foreclosure and other title to property issues; condemnation and eminent domain issues; and other real property cases that do not fit in one of the other mentioned subtypes.
- **Torts** – Cases that deal with an injury or wrong committed either against a person or person's property by a party who either did or did not do something they were or were not supposed to do; includes negligence issues for autos, premises, and other negligence issues that do not fit in one of the other mentioned subtypes; includes malpractice issues concerning medical and dental, legal, accounting, and other malpractice issues that do not fit in one of the other mentioned subtypes; and includes product liability, intentional misconduct, employment, insurance, and other tort case issues that do not fit in one of the other mentioned subtypes.
- **Probate** – Cases that deal with the probate of a will, trust, or estate of a deceased person; includes summary administration, general administration, special administration, set aside, probate trust, and other probate cases that do not fit in one of the other mentioned subtypes.
- **Construction Defect** – Cases that deal with defects in construction; includes matters that involve NRS Chapter 40 and other construction defect issues.
- **Contract** – Cases that deal with an alleged failure to perform any promise that forms the whole or part of a contract; includes uniform commercial code, building and construction, insurance carrier, commercial instrument, collection of accounts, employment, and other contract matters that do not fit in one of the other mentioned subtypes.
- **Judicial Review/Appeal** – Cases that deal with the judicial review of decisions by administrative agencies, lower courts, and other matters; includes review of foreclosure mediation, petition to seal records, mental competency, and administrative agency appeals concerning the department of motor vehicles, worker's compensation, and other Nevada state agencies, as well as appeals from lower courts and other judicial review/appeal matters that do not fit in one of the other mentioned subtypes.
- **Civil Writs** – Cases that deal with any order requiring performance or adherence of performance of an act not associated with an existing case and whereby no other legal remedy exists; includes writs of habeas corpus, mandamus, quo warranto, prohibition, and other civil writs that do not fit in one of the other mentioned subtypes.
- **Other Civil** – Cases that deal with compromise of minor's claim, foreign judgment, and all other civil matters that do not fit in one of the above case types.

Justice and Municipal Court Case Types:

- **Real Property** – Cases that deal with ownership or rights in real property excluding construction defect or negligence; includes summary eviction, unlawful detainer, and other real property cases that do not fit in one of the other mentioned subtypes.
- **Torts** – Cases that deal with an injury or wrong committed either against a person or person's property by a party who either did or did not do something they were or were not supposed to do; includes negligence issues for autos, premises, and other negligence issues that do not fit in one of the other mentioned subtypes; and includes intentional misconduct and other tort case issues that do not fit in one of the other mentioned subtypes.
- **Contract** – Cases that deal with an alleged failure to perform any promise that forms the whole or part of a contract; includes seller plaintiff issues concerning collection of credit card debt and payday loan debt, debt collection agency matters, or other debt collection matters that do not fit in one of the other mentioned subtypes; and includes contract buyer plaintiff and other contract matters that do not fit in one of the other mentioned subtypes.
- **Contested Liens** – Cases that deal with the validity of liens, or requests the enforcement of liens.
- **Other Civil** – Cases that deal with all other civil matters that do not fit in one of the above case types.
- **Small Claims** – Cases that deal with recovery of money only, where the amount does not exceed the jurisdictional limit (currently \$10,000), and the defendant named is currently a resident, does business in, or is employed in the township where the court is located. Small claims are heard in Justice Court only.
- **Request for Domestic Violence Protection Order** – Cases that deal with requests for temporary order for protection against domestic violence. Request for domestic violence protection order are reported by Justice Court only.
- **Request for Protection Order (Non-Domestic Violence)** – Cases that deal with requests for temporary order for protection against harassment in the workplace, sexual assault, stalking, or threat to life, not related to domestic violence. Request for protection order (non-domestic violence) are reported by Justice Court only.

Civil Caseload Glossary

When to Count Dispositions: A civil case is considered disposed when adjudication of the matter occurs. For statistical purposes, adjudication is defined as the date judgment is entered. Cases where multiple claims or parties are adjudicated are only reported as one type, determined by the court of record.

Non-Trial Dispositions (All Jurisdictions, Non- Protection Orders): A subtype of case dispositions where the case is resolved without a bench or jury trial. This subtype includes:

- Voluntary Dismissal
- Involuntary Dismissal
- Transferred (before trial)
- Judgment on Arbitration
- Stipulated Dismissal
- Stipulated Judgment
- Default Judgment
- Motion to Dismiss by the Defendant(s)
- Summary Judgment

Non-Trial Dispositions (Justice Court, Protection Orders Only): A subtype of case dispositions where the case is resolved without a bench or jury trial. This subtype includes:

- Voluntary Dismissal
- Involuntary Dismissal
- Transferred (before trial)
- Denied without Hearing
- Granted without Hearing
- Denied with Hearing
- Granted with Hearing

Bench Trial Dispositions (District Court): A subtype of case dispositions where the case is resolved when a judicial officer hears a trial of matter or cause to determine both the issues of fact and law in a civil case. This subtype includes:

- Disposed After Trial Start (bench trial)
- Judgment Reached (bench trial)

Jury Trial Dispositions (District Court): A subtype of case dispositions where the case is resolved with an empaneled jury to hear a trial of matter or cause in a civil case. This subtype includes:

- Disposed After Trial Start (jury trial)
- Verdict Reached

Trial Dispositions (Justice and Municipal Courts): A subtype of case dispositions where the case is resolved with a judicial officer or an empaneled jury to hear a trial of matter or cause in a civil case. This subtype includes:

- Disposed After Trial Start (bench trial)
- Judgment Reached (bench trial)
- Disposed After Trial Start (jury trial)
- Verdict Reached

Other Manner of Disposition (All Jurisdictions): A disposition classification of unknown specificity or not attributable to one of the other defined categories.

Family Caseload Glossary

When to Count Filings: Cases are counted when the court receives an originating petition, request, or complaint.

Family Case Types: A broad classification category for caseloads involving domestic or family-related matters (excluding juvenile-related) in District Courts; the processing of which follows Nevada statutes, court rules, local regulations, and federal regulations.

- **Marriage Dissolution** – Cases that involve divorce, annulment, or separate maintenance, as well as all issues concerning custody, support, and visitation resulting from the dissolution of the relationship.
- **Paternity** – Cases that involve paternity issues as defined by Nevada statute.
- **Custody (Non-Divorce)** – Cases that involve individual requests where the court makes a determination regarding the control or care of a child.
- **IV-D - UIFSA (Uniform Interstate Family Support Act)** – Cases that require maintenance, under Title IV-D of the Social Security Act of 1973, of a spouse or child when one party resides in another state.
- **IV-D Intrastate (Non-Divorce)** – Cases that require maintenance, under Title IV-D of the Social Security Act of 1973, of a spouse or child when both parties reside in Nevada.
- **Other Support (Non-Divorce)** – Cases of unknown specificity or cases not attributable to one of the other previously defined support case categories.
- **Visitation (Non-divorce)** – Cases that involve individual requests that a court schedule the time an individual will spend with the minor children.
- **State Initiated (TPR) Petition** – Cases that are initiated by a state agency requesting that the court terminate the legal relationship of parent and child.
- **Other (TPR) Petition** – Cases that are initiated by a parent/guardian of a child requesting that the court terminate an existing legal relationship of parent and child.
- **Adoptions** – Cases that involve a request for the establishment of a new, permanent relationship of parent and child between persons not having that relationship naturally.
- **Requests for Domestic Violence Protection Orders** – Cases for temporary order for protection when sufficient evidence exists that there has been domestic violence or the threat of domestic violence exists.
- **Other Domestic Relations Case** – Cases that involve a domestic relations issue that does not fit in one of the other family case types. Examples include name change or permission to marry.
- **Mental Health Cases** – Cases that deal with legal determination as to whether an individual is mentally ill or incompetent and should be placed or remain under care, custody, or treatment.
- **Guardianship** – Cases that deal with guardianship issues involving adults, minors, or trusts.

When to Count Dispositions: A family case is considered disposed when the decision is handed down and/or the final order is filed, whichever occurs first. Cases that require multiple types of adjudication are only counted as one type and are classified by hierarchies that are defined in the *Nevada Courts Statistical Reporting Dictionary*, and can be found at <http://nvcourts.gov/>.

Non-Trial Dispositions: A subtype of case dispositions where the case is resolved without a (bench) trial. This subtype includes:

- Dismissed for Want of Prosecution (Voluntary Dismissals)
- Involuntary (Statutory) Dismissals.
- Default Judgments
- Settled/Withdrawn without Judicial Conference
- Settled/Withdrawn with Judicial Conference
- Settled/Withdrawn by Alternative Dispute Resolution (ADR)
- Transferred

Trial Decisions: A subtype of case dispositions where the case is resolved with a judicial officer determining both the issues of fact and law in a family case. This subtype includes:

- Disposed After Trial Start
- Judgment Reached

Other Manner of Disposition: A disposition classification of unknown specificity or not attributable to one of the other defined categories.

Juvenile Caseload Glossary

When to Count Filings: Cases are counted when the court receives the petition or citation. For delinquency petitions, cases with multiple charges that span different case types are classified by hierarchies that are defined in the *Nevada Courts Statistical Reporting Dictionary*, and can be found at <http://nvcourts.gov/>.

Juvenile Case Types: A broad classification category for caseloads involving juveniles in District Courts (or their designated court), the processing of which follows Nevada statutes, local regulations, and federal regulations for handling matters pertaining to individuals who are defined as juveniles.

- **Delinquency Petitions** – Cases that include a behavior that would be a crime if committed by an adult. Delinquency is characterized by five case types:
 - **Person** – Cases involving murder/manslaughter, sexual assault (including rape and sexual battery), robbery, and assault.
 - **Property** – Cases involving burglary, larceny, auto theft, arson, forgery and counterfeiting, fraud, embezzlement, stolen property (buying or receiving), and vandalism.
 - **Drug** – Cases involving the illegal possession, sale, use, or manufacture of drugs.
 - **Public Order** – Cases involving violations of liquor laws, public drunkenness, disorderly conduct, gambling, prostitution, and other vice. Some jurisdictions refer to these as “public nuisance” or “quality of life” offenses, or “crimes against society.”
 - **Other Delinquency** – Cases of unknown specificity or cases not attributable to one of the other previously defined delinquency case categories.
- **Status Petitions** – Cases that includes petitions involving a juvenile in need of supervision. The juvenile may require guidance, treatment, or rehabilitation because of habitual truancy, habitual disobedience, being ungovernable, or behavior that is injurious or dangerous to others.
- **Child Abuse/Neglect Petitions** – Cases where the behavior of someone other than the juvenile causes the court to concern itself with the well-being of the juvenile. Adults charged with abuse or neglect are counted in the appropriate criminal category.
- **Dependent (no fault)** – Cases alleging one or more of the grounds for dependency without specifically faulting the parent(s) or guardian.
- **Other Dependency/Child Victim** – Cases of unknown specificity or cases not attributable to one of the other previously defined Dependency/Child Victim case categories.
- **Miscellaneous Petitions** – Cases heard at District Court that involves juvenile cases that do not fit in one of the other juvenile categories. An example is Petition for Emancipation.

Juvenile-Related Proceeding: A broad classification category for trial court caseload inventory that include juvenile-related proceedings that are not considered cases. Juvenile related proceedings are related to an already filed (counted) case or one that will not result in an official case filing.

- **Informal Hearing** – Any hearing by a judicial officer in which no formal charge has been filed with the court.
- **Detention Hearing** – Any hearing requesting a juvenile to be held in detention, or continued to be held in detention, pending further court action within the same or another jurisdiction.
- **Extradition Hearing** – Any hearing in which evidence is presented so that the court can determine if a juvenile should be surrendered to another state jurisdiction.
- **Protective Custody Hearing** – Any hearing held to determine if the risk to a child is great enough to warrant removal, or continued removal, from their custodian.

Juvenile Caseload Glossary

When to Count Dispositions: A juvenile case is considered disposed when adjudication of the matter occurs. Cases that require multiple types of adjudication are only counted as one type and are classified by hierarchies that are defined in the *Nevada Courts Statistical Reporting Dictionary*, and can be found at <http://nvcourts.gov/>.

Non-Trial Dispositions: A subtype of case dispositions where the case is resolved without a (bench) trial. This subtype includes:

- Dismissal/Non-Adjudicated
- Adjudicated by Default
- Adjudicated by Plea/Admission/Stipulation
- Disposed by Alternative Dispute Resolution (ADR)
- Waiver/Certify/Transfer to Adult Court
- Transferred to Another Juvenile Court (before/during trial)

Trial Dispositions: A subtype of case dispositions where the case is resolved with a judicial officer determining both the issues of fact and law in a juvenile case through a (bench) trial or evidentiary hearing. This subtype includes:

- Adjudicated After Evidentiary Hearing/Bench Trial

Other Manner of Disposition: A disposition classification of unknown specificity or not attributable to one of the other defined categories.

Juvenile Traffic Caseload Glossary

When to Count Filings: Cases are counted when the court receives the citation.

Juvenile Traffic Case Type: Cases that involves any matter that originates in the court as a traffic citation involving a juvenile that is classified as a misdemeanor traffic violation for an adult.

When to Count Dispositions: A juvenile case is considered disposed when adjudication of the matter occurs. Cases that require multiple types of adjudication are only counted as one type and are classified by hierarchies that are defined in the *Nevada Courts Statistical Reporting Dictionary*, and can be found at <http://nvcourts.gov/>.

Non-Trial Dispositions: A subtype of case dispositions where the case is resolved without a bench or jury trial. This subtype includes:

- Bail Forfeitures
- Nolle Prosequi (before trial)
- Dismissed (after diversion)
- Dismissed (before trial)
- Guilty Plea with Sentence (before trial)
- Transferred to Another Juvenile Court (before/during trial)

Bench Trial Dispositions: A subtype of case dispositions where the case is resolved with a judicial officer determining both the issues of fact and law in a traffic case. This subtype includes:

- Dismissed (during trial)
- Acquittal
- Guilty Plea with Sentence (during trial)
- Conviction

Other Manner of Disposition: A disposition classification of unknown specificity or not attributable to one of the other defined categories.