

# NINTH JUDICIAL DISTRICT

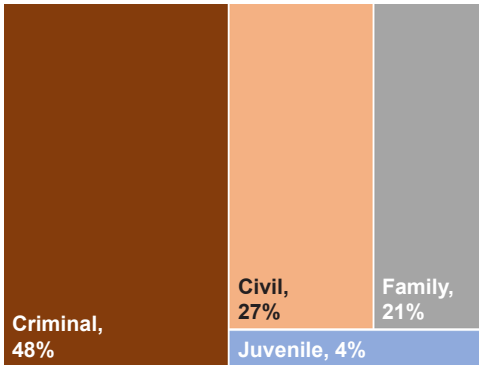


## NINTH JUDICIAL DISTRICT CASELOAD FILINGS AND DISPOSITIONS Fiscal Year 2022

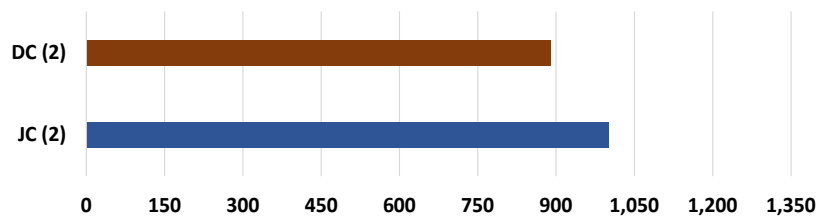
| Court                         | Criminal Filings <sup>a</sup> | Civil Filings | Family Filings <sup>b</sup> | Juvenile Filings <sup>b</sup> | Reopened Cases | Total Cases  | Total Disposed   | Disp. Rate | Traffic and Parking <sup>c</sup> |              |            |
|-------------------------------|-------------------------------|---------------|-----------------------------|-------------------------------|----------------|--------------|------------------|------------|----------------------------------|--------------|------------|
|                               |                               |               |                             |                               |                |              |                  |            | Cases                            | Disposed     | Disp. Rate |
| Douglas County District Court | 217                           | 319           | 569                         | 116                           | 559            | 1,780        | 1,580            | 89%        | 82                               | 81           | 99%        |
| East Fork Justice Court       | 907                           | 437           | -                           | -                             | 131            | 1,475        | 1,424            | 97%        | 2,490                            | 2,356        | 95%        |
| Tahoe Justice Court           | 420                           | 88            | -                           | -                             | 18             | 526          | 684 <sup>d</sup> | 130%       | 1,203                            | 1,130        | 94%        |
| <b>TOTAL</b>                  | <b>1,544</b>                  | <b>844</b>    | <b>569</b>                  | <b>116</b>                    | <b>708</b>     | <b>3,781</b> | <b>3,688</b>     | <b>98%</b> | <b>3,775</b>                     | <b>3,567</b> | <b>94%</b> |

- <sup>a</sup> Criminal includes felony, gross misdemeanor, non-traffic misdemeanor, and criminal appeal (District Court only) filings.
- <sup>b</sup> Family and Juvenile case types only heard in District Courts.
- <sup>c</sup> Traffic and Parking includes juvenile traffic statistics.
- <sup>d</sup> Includes administrative closures.

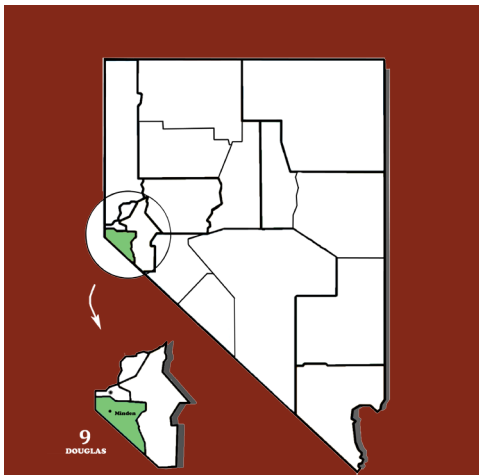
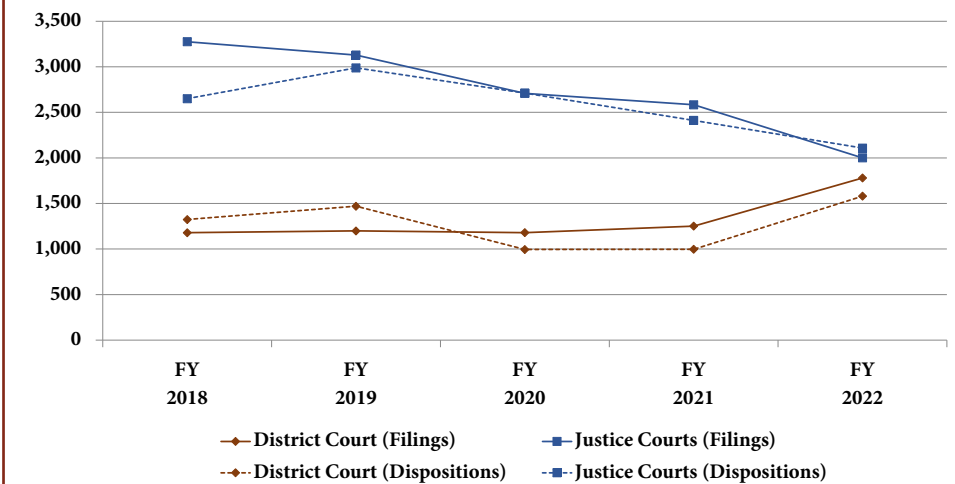
### NON-TRAFFIC CASE DISTRIBUTION



### NON-TRAFFIC TOTAL CASES PER JUDGE



### NINTH JUDICIAL DISTRICT NON-TRAFFIC CASES AND DISPOSITIONS FISCAL YEARS 2018-22



### District Demographics

Population: 49,661<sup>a</sup>  
 Geographic Size: 710 sq. mi.<sup>b</sup>  
 Population Density: 70/sq. mi.  
 Most Populous Township: East Fork

<sup>a</sup> Source: Nevada State Demographer  
<sup>b</sup> Source: U.S. Census Bureau

## QUICK FACTS

**1%** OF STATEWIDE NON-TRAFFIC CASELOAD  
**1%** OF STATEWIDE TRAFFIC CASELOAD