



**ANNUAL REPORT**  
**of the**  
**NEVADA JUDICIARY**

---

**Fiscal Year 2018**  
**Appendix Tables**

# Table of Contents

## Figures and Summary Information:

Figure 1:	Filings by Case Type, by Jurisdictional Level, Fiscal Years 2009-18	Page 1
Figure 2:	Non-traffic Distributions, by Jurisdictional Level, Fiscal Years 2009-18	Page 1
Figure 3:	Non-traffic Filings per Judicial Position, Fiscal Year 2018	Page 2
Figure 4:	Non-traffic Criminal Cases by USJR Classification, Fiscal Year 2018	Page 3
Figure 5:	Non-criminal Case Distribution by USJR Classification, Fiscal Year 2018	Page 3
Table 1:	Summary of Population, Judicial Positions, and Cases Processed by Court	Page 4

## Aggregate Comparison Tables, Fiscal Years 2017-18:

Table A1:	District Court Non-Traffic Cases Filed	Page 6
Table A2:	District Court Non-Traffic Cases Disposed	Page 7
Table A3:	District Court Juvenile Traffic Cases Filed and Disposed	Page 8
Table A4:	Justice Court Non-Traffic Cases Filed and Disposed	Page 9
Table A5:	Justice Court Traffic Cases Filed and Disposed	Page 10
Table A6:	Municipal Court Non-Traffic Cases Filed and Disposed	Page 11
Table A7:	Municipal Court Traffic Cases Filed and Disposed	Page 12

## Fiscal Year 2018 Caseload Statistics:

Table B1-1:	District Court: Criminal Caseload, Aggregates	Page 13
Table B1-2:	District Court: Criminal Caseload, Case Types: Felony	Page 15
	Gross Misdemeanor	Page 18
Table B2-1:	District Court: Civil Caseload, Aggregates	Page 21
Table B2-2:	District Court: Civil Caseload, Case Types: Real Property and Tort	Page 24
	Probate, Construction Defect, and Contract	Page 27
	Judicial Review/Appeal, Civil Writ, and Other Civil	Page 30
Table B3:	District Court: Family Caseload	Page 33
Table B4:	District Court: Juvenile Non-Traffic Caseload	Page 36
Table B5-1:	Justice Court: Criminal Caseload, Aggregate	Page 39
Table B5-2:	Justice Court: Criminal Caseload, Case Types: Felony	Page 43
	Gross Misdemeanor	Page 49
	Misdemeanor	Page 55
Table B6-1:	Justice Court: Civil Caseload, Aggregate	Page 61
Table B6-2:	Justice Court: Civil Caseload, Case Types	Page 67
Table B7-1:	Municipal Court: Criminal Caseload, Aggregates	Page 73
Table B7-2:	Municipal Court: Criminal Caseload, Case Types	Page 75
Table B8-1:	Municipal Court: Civil Caseload, Aggregates	Page 78
Table B9:	Juvenile Traffic Caseload	Page 80

## Fiscal Year 2018 Specialty Court Statistics:

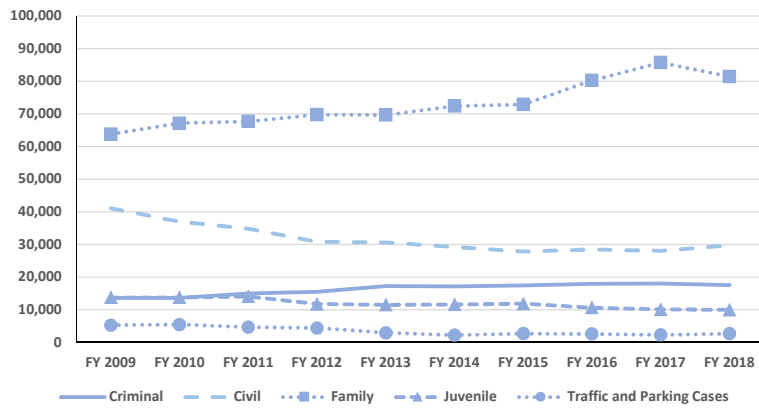
Table C1:	Program Distributions with General Fund Appropriation	Page 81
Table C2:	Program Distributions with Administrative Assessment Revenue	Page 82
Table C3:	Summary of Specialty Court Statistics	Page 83

## Glossary:

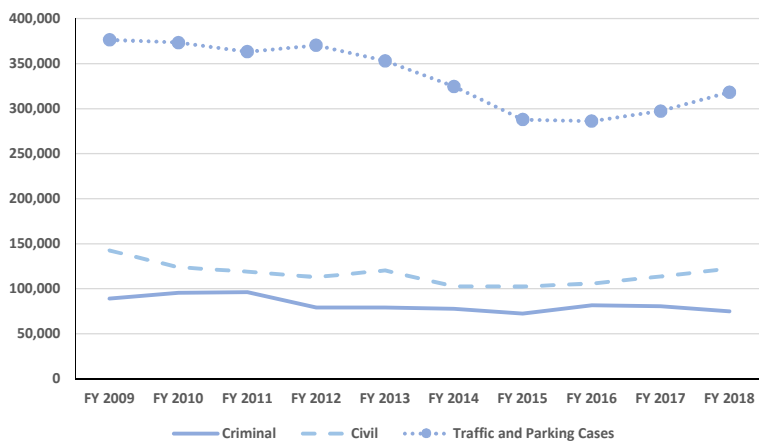
Criminal Caseload Glossary	Page 84
Civil Caseload Glossary	Page 86
Family Caseload Glossary	Page 88
Juvenile Caseload Glossary	Page 89
Juvenile Traffic Caseload Glossary	Page 90

**Figure 1. Nevada Trial Court Filings by Case Type, by Jurisdictional Level, Fiscal Years 2009-18.**

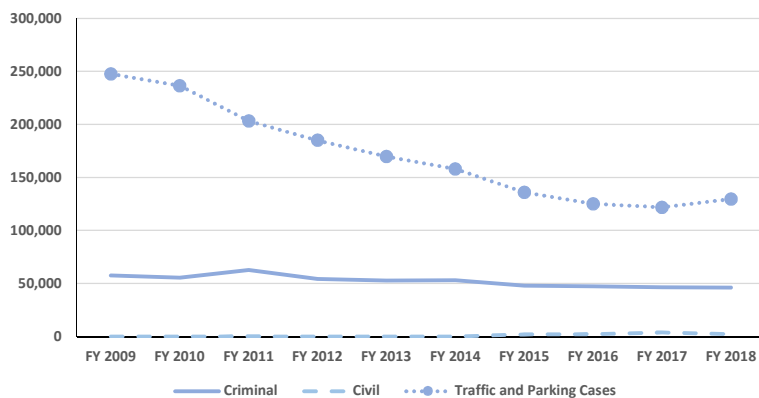
**District Court Filings, by Case Type, Fiscal Years 2009-18.**



**Justice Court Filings, by Case Type, Fiscal Years 2009-18.**

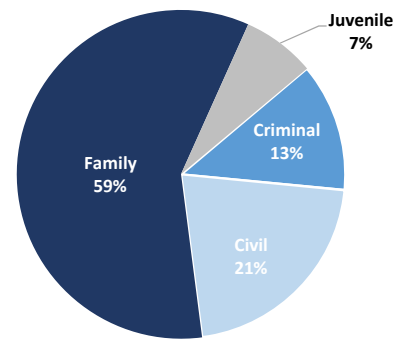


**Municipal Court Filings, by Case Type, Fiscal Years 2009-18.**

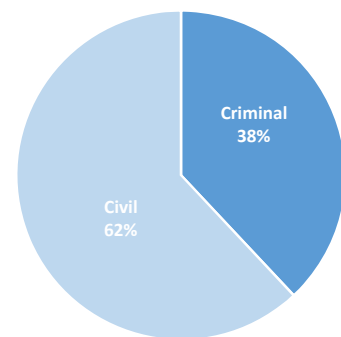


**Figure 2. Nevada Trial Court Non-traffic Distributions, by Jurisdictional Level, Fiscal Year 2018.**

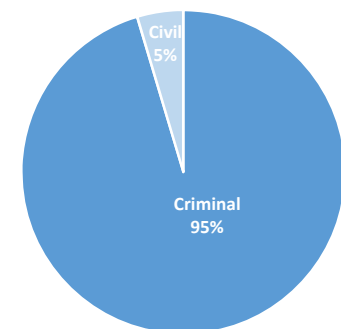
**FY 2018 District Court Non-Traffic Distribution**



**FY 2018 Justice Court Non-Traffic Distribution**



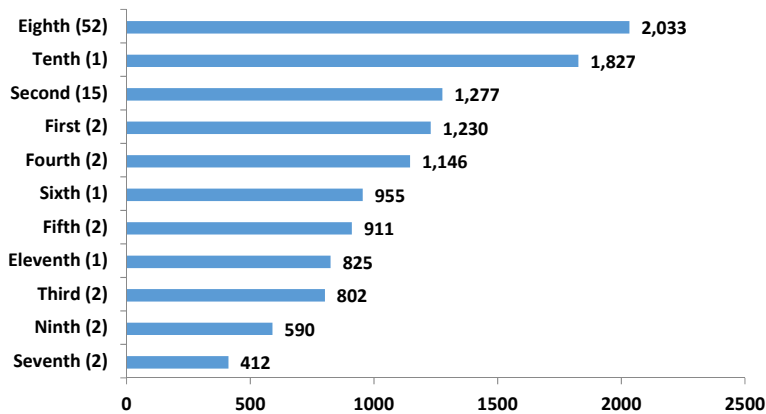
**FY 2018 Municipal Court Non-Traffic Distribution**



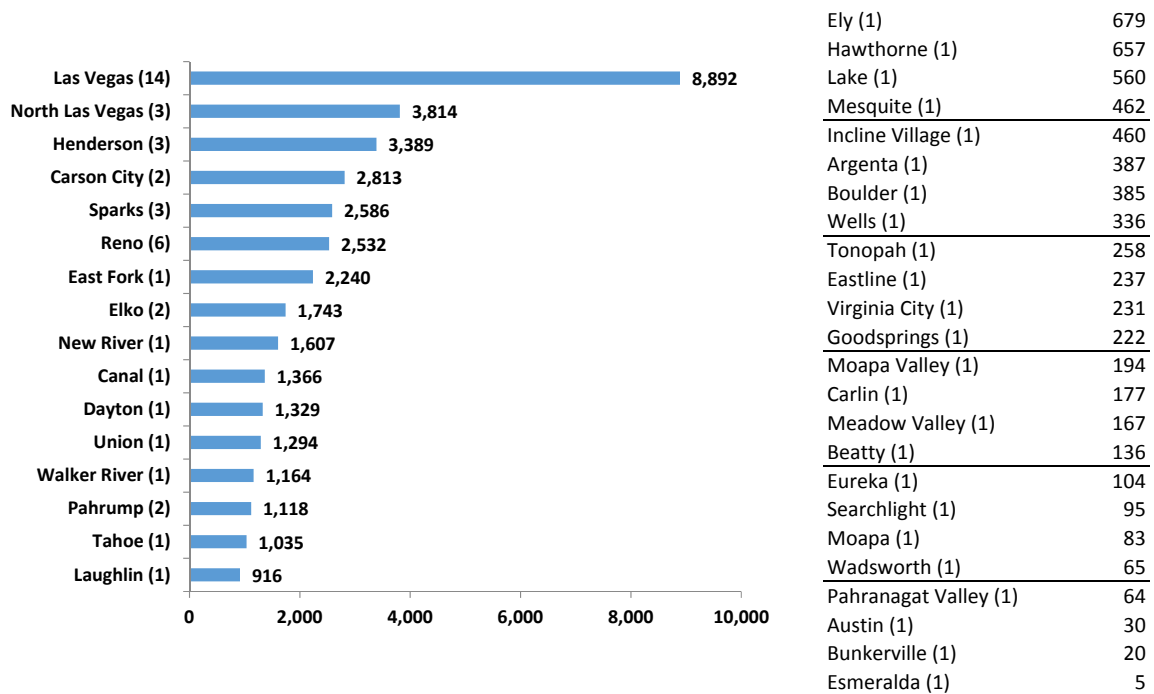
**Figure 3. Nevada Trial Court Non-traffic Cases per Judicial Position, Fiscal Year 2018.**

(Number of judicial positions in parenthesis. Does not include quasi-judicial positions; this information is listed in Table 1 on page 4. )  
 Reopened cases included.

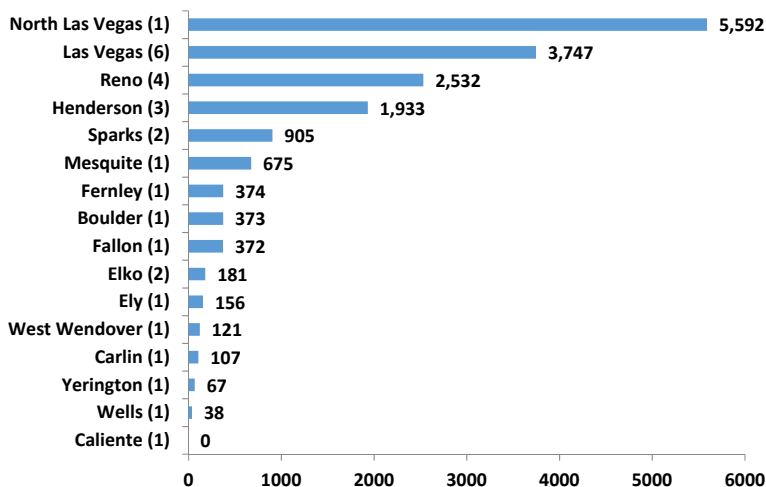
**District Courts**



**Justice Courts**

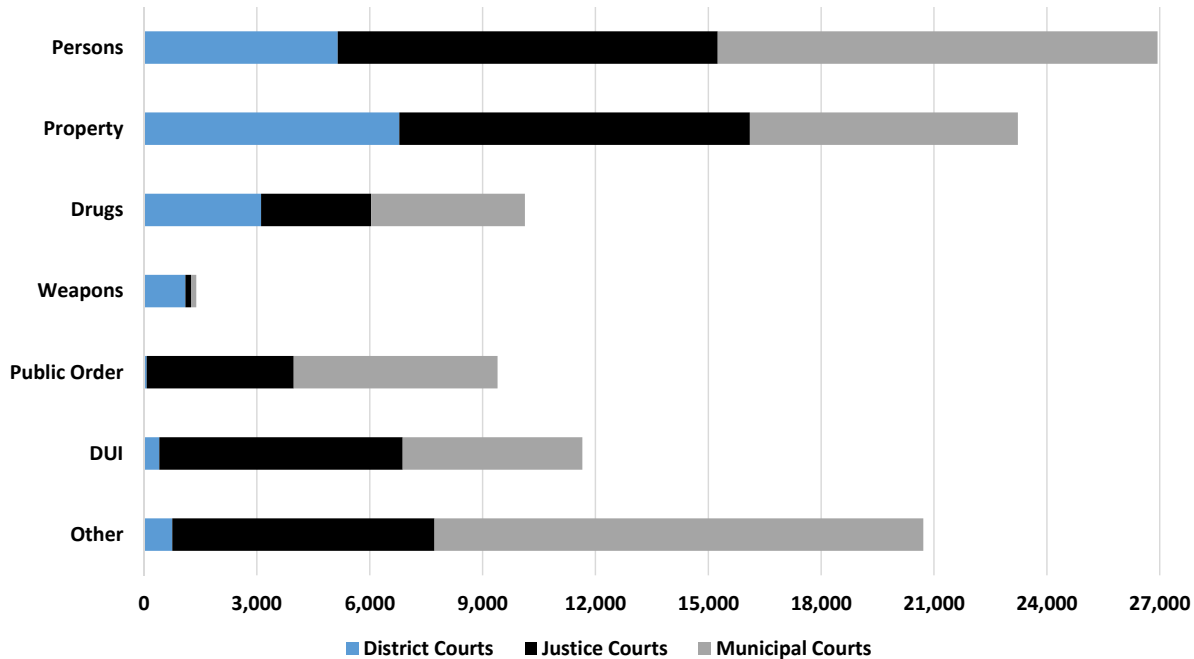


**Municipal Courts**



**Figure 4. Nevada Non-traffic Criminal Case Types by USJR Classification, by Jurisdictional Level, Fiscal Year 2018.**<sup>a,b</sup>

	Persons	Property	Drugs	Weapons	Public Order	DUI	Other	Total
District Courts	5,150	6,790	3,112	1,102	74	408	751	17,387
Justice Courts <sup>c</sup>	10,104	9,316	2,927	147	3,909	6,471	6,974	39,848
Municipal Courts	11,689	7,123	4,086	143	5,417	4,773	12,992	46,223
<b>TOTAL</b>	<b>26,943</b>	<b>23,229</b>	<b>10,125</b>	<b>1,392</b>	<b>9,400</b>	<b>11,652</b>	<b>20,717</b>	<b>103,458</b>



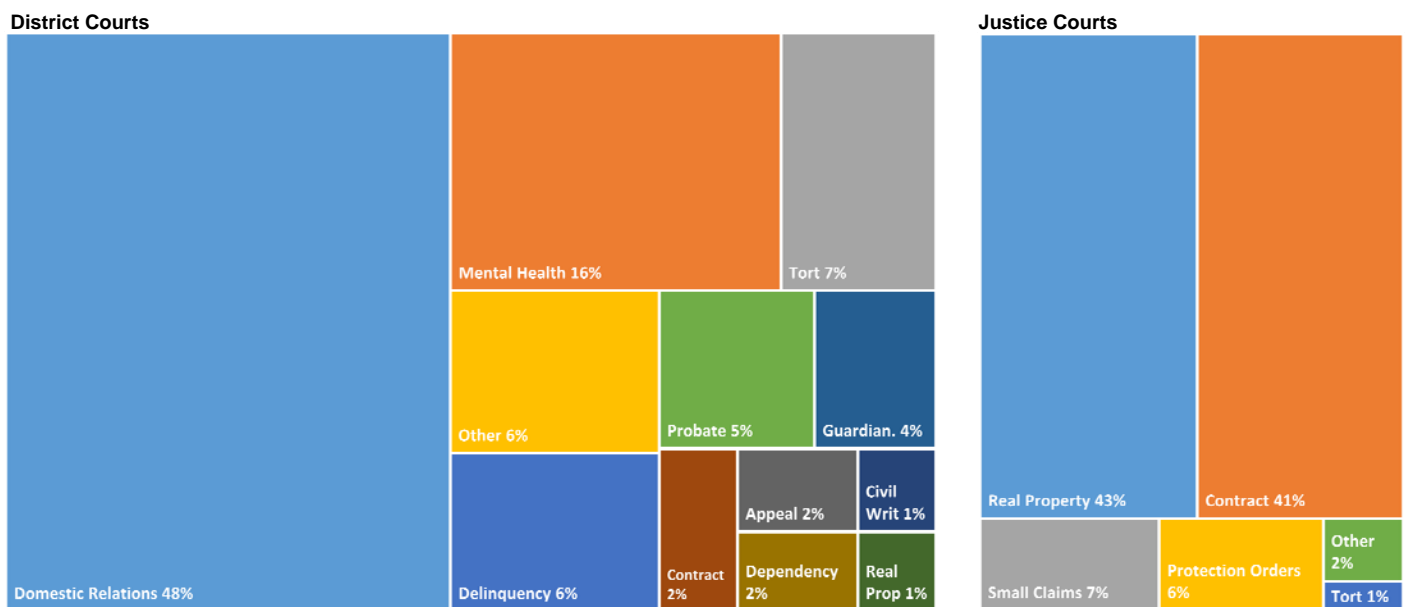
<sup>a</sup> District court includes felony and gross misdemeanor criminal cases; justice and municipal courts include misdemeanor cases only. Reopened cases included. Persons include person-crimes, domestic violence, elder and child abuse, and protection order violations.

<sup>b</sup> Case types determined per the USJR charge hierarchy delineated in the Nevada Courts Statistical Reporting Dictionary.

<sup>c</sup> Justice courts hear preliminary matters for felony and gross misdemeanor cases typically adjudicated in district courts, and are excluded from this table.

Source: Uniform System for Judicial Records, Nevada AOC, Research and Statistics Unit.

**Figure 5. Nevada Non-criminal Case Distribution by Major USJR Classification, by Jurisdictional Level, Fiscal Year 2018.**<sup>a</sup>



<sup>a</sup> Municipal courts excluded from this table because all non-criminal cases were classified as *Other Civil*, which include petition to seal record actions. District court Other classification includes civil, family, and juvenile "Other" major case types, as well as *Status Petitions* and *Construction Defect* matters. Justice Court Other classification includes *Contested Liens* and *Other Civil* case types.

Source: Uniform System for Judicial Records, Nevada AOC, Research and Statistics Unit.

**Table 1. Summary of Population, Judicial Positions, and Cases Processed by Court for Nevada Judiciary, Fiscal Year 2018.<sup>a</sup>**

Nevada Trial Courts, Population, Judicial Position, and Caseload Summaries (1 of 2)	Population as of 7/1/2017 <sup>b</sup>	Authorized Judicial Positions <sup>c</sup> Elected/(Quasi)	Non-Traffic Cases				Traffic & Parking <sup>d</sup>	
			Criminal Cases Filed <sup>f</sup>	Non-Criminal Cases Filed <sup>g</sup>	Total Cases Filed	Total Cases Disposed	Total Cases	Total Dispositions
<b>Nevada Trial Court Totals (N=74)</b>	<b>2,986,656</b>	<b>179/(31.05)</b>	<b>138,766</b>	<b>245,687</b>	<b>384,453</b>	<b>378,159</b>	<b>450,637</b>	<b>439,132</b>
District Courts (N=17)		82/(27.3)	17,535	121,110	138,645	141,567	2,685	2,341
Justice Courts (N=40)		67/(2.75) *	75,008	122,346	197,354	187,294	318,257	312,896
Municipal Courts (N=17)		30/(1) *	46,223	2,231	48,454	49,298	129,695	123,895
<b>First Judicial District</b>	<b>59,522</b>	<b>2/(1)</b>	<b>371</b>	<b>2,089</b>	<b>2,460</b>	<b>1,987</b>	<b>292</b>	<b>103</b>
Carson City District Court	55,438		365	2,040	2,405	1,916	290	100
Storey County District Court	4,084		6	49	55	71	2	3
Carson City								
Carson City Justice Court	55,438	2/(0.2) *	2,381	3,244	5,625	4,464	11,995	11,042
Storey County								
Virginia City Justice Court	4,084	1	154	77	231	160	1,912	1,625
<b>Second Judicial District</b>	<b>451,923</b>	<b>15/(7)</b>	<b>3,199</b>	<b>15,960</b>	<b>19,159</b>	<b>16,605</b>	<b>1,330</b>	<b>1,283</b>
Washoe County District Court	451,923		3,199	15,960 <sup>h</sup>	19,159 <sup>h</sup>	16,605	1,330	1,283
Washoe County								
Incline Village Justice Court	11,856	1	256	204	460	437	2,495	2,256
Reno Justice Court	291,394	6	6,214	8,976	15,190	14,844	24,353	22,976
Sparks Justice Court	145,794	3/(0.4)	3,008	4,751	7,759	8,070	8,434	8,388
Wadsworth Justice Court	2,879	1	36	29	65	49	2,235	2,089
Reno Municipal Court	244,612	4	9,998	131	10,129	9,094	10,727	10,125
Sparks Municipal Court	96,928	2	1,769	41 <sup>h</sup>	1,810 <sup>h</sup>	2,268	3,682 <sup>h</sup>	4,246
<b>Third Judicial District</b>	<b>54,657</b>	<b>2/(0.55)</b>	<b>306</b>	<b>1,298</b>	<b>1,604</b>	<b>1,675</b>	<b>221</b>	<b>216</b>
Lyon County District Court	54,657		306	1,298	1,604	1,675	221	216
Lyon County								
Canal Justice Court	19,300	1	296	1,070	1,366	1,352	1,256	1,159
Dayton Justice Court	22,931	1	409	920	1,329	1,150	3,661	3,552
Walker River Justice Court	12,426	1	474	690	1,164	1,072	2,676	2,221
Fernley Municipal Court	19,300	1	373	1	374	308	2,315	2,010
Yerington Municipal Court	3,202	1	67 <sup>h</sup>	0 <sup>h</sup>	67 <sup>h</sup>	82	377	375
<b>Fourth Judicial District</b>	<b>53,287</b>	<b>2/(1)</b>	<b>602</b>	<b>1,690</b>	<b>2,292</b>	<b>2,148</b>	<b>280</b>	<b>252</b>
Elko County District Court	53,287		602	1,690	2,292	2,148	280	252
Elko County								
Carlin Justice Court	2,838	1 *	98	79	177	151	582	520
Eastline Justice Court	4,201	1 *	127	110	237	278 <sup>j</sup>	638	617
Elko Justice Court	41,748	2 *	1,924	1,562	3,486	4,256 <sup>j</sup>	6,861	5,776
Wells Justice Court	4,500	1 *	301 <sup>h</sup>	35 <sup>h</sup>	336 <sup>h</sup>	172	4,840	4,237
Carlin Municipal Court	2,617	1 *	107	0	107	120	179	159
Elko Municipal Court	20,789	2 *	361	1	362	385	132	189
Wells Municipal Court	1,312	1 *	38 <sup>h</sup>	0 <sup>h</sup>	38 <sup>h</sup>	12	196	217
West Wendover Municipal Court	4,201	1 *	121	0	121	122	452	452
<b>Fifth Judicial District</b>	<b>47,360</b>	<b>2/(0.12)</b>	<b>348</b>	<b>1,473</b>	<b>1,821</b>	<b>1,318</b>	<b>89</b>	<b>17</b>
Esmeralda County District Court	970		0	22	22	6	5	0
Nye County District Court	46,390		348	1,451	1,799	1,312	84	17
Esmeralda County								
Esmeralda Justice Court	970	1	2	3	5	9	4,045	4,068
Nye County								
Beatty Justice Court	2,052	1 <sup>k</sup>	82	54	136	114	1,074	898
Pahrump Justice Court	39,777	2 <sup>k</sup>	1,268	967	2,235	2,279	4,546	4,314
Tonopah Justice Court	4,561	1 <sup>k</sup>	173	85	258	247	3,474	3,605
<b>Sixth Judicial District</b>	<b>16,978</b>	<b>1/(0.7)</b>	<b>98</b>	<b>857</b>	<b>955</b>	<b>1,063</b>	<b>105</b>	<b>152</b>
Humboldt County District Court	16,978		98	857	955	1,063 <sup>j</sup>	105	152 <sup>j</sup>
Humboldt County								
Union Justice Court	16,978	1	692	602	1,294	1,231	6,812	6,538

\* The judges in Carlin, Elko, Wells, and Eastline (West Wendover) Justice Courts also serve the respective Municipal Courts. Carson City Justice Court data combined with Municipal Court data for the consolidated municipality of Carson City.

<sup>a</sup> Totals reflect aggregate information from the Nevada Trial Courts. Information contained herein may reflect non-standard reporting and is noted by subsequent footnotes. See appendix tables B1-B9 for greater detailed statistics and clarifying footnotes.

<sup>b</sup> Source: Nevada State Demographer 2017 certified estimates. "Township boundaries may not correspond to incorporated cities, and are estimated using a different method than the city/town estimates. Because of this, they will differ from city estimates."

<sup>c</sup> Elected positions per NRS 3.011-3.0197, NRS 4.020, and NRS 5.020. Quasi-judicial include positions such as masters, commissioners, referees, and traffic judges in accordance with NRCP and JCRCP Rule 53. All information as of 6/30/2018.

<sup>d</sup> Traffic cases and dispositions include juvenile traffic statistics. Counts include reopened cases.

<sup>f</sup> Criminal cases include felony, gross misdemeanor, non-traffic misdemeanor, and criminal appeals. Traffic and parking violations are not included. Counts include reopened cases.

<sup>g</sup> Non-criminal cases include civil, family, and juvenile (non-traffic) cases for District Court and civil cases for Justice and Municipal Courts. Counts include reopened cases.

<sup>h</sup> Reopened cases are not reported or are under-reported.

<sup>i</sup> Includes administrative case closures.

<sup>k</sup> The Beatty Township Justice of the Peace served as judge in both the Beatty and Pahrump Townships during fiscal year 2018.

Source: Uniform System for Judicial Records, Nevada AOC, Research and Statistics Unit.

**Table 1. Summary of Population, Judicial Positions, and Cases Processed by Court for Nevada Judiciary, Fiscal Year 2018.<sup>a</sup>**

Nevada Trial Courts, Population, Judicial Position, and Caseload Summaries (2 of 2)	Population as of 7/1/2017 <sup>b</sup>	Authorized Judicial Positions <sup>c</sup> Elected/(Quasi)	Non-Traffic Cases				Traffic & Parking <sup>d</sup>	
			Criminal Cases Filed <sup>f</sup>	Non-Criminal Cases Filed <sup>g</sup>	Total Cases Filed	Total Cases Disposed	Total Cases	Total Dispositions
<b>Seventh Judicial District</b>	<b>17,807</b>	<b>2/(0.25)</b>	<b>193</b>	<b>631</b>	<b>824</b>	<b>707</b>	<b>0</b>	<b>0</b>
Eureka County District Court	1,932		5	36	41	36	(/)	(/)
Lincoln County District Court	5,170		46	105	151	113	(/)	(/)
White Pine County District Court	10,705		142	490	632	558	(/)	(/)
Eureka County								
Eureka Justice Court	1,932	1	71	33	104	83	1,804	1,530
Lincoln County								
Meadow Valley Justice Court	3,465	1 *	118	49	167	154	1,084	1,011
Pahrnanagat Valley Justice Court	1,705	1	59	5	64	61	3,112	2,859
Caliente Municipal Court	1,066	1 *	0	0	0	0	0	0
White Pine County								
Ely Justice Court	10,705	1	299	380	679	540	1,956	2,009
Ely Municipal Court	4,267	1	156 <sup>h</sup>	0 <sup>h</sup>	156 <sup>h</sup>	154	374 <sup>h</sup>	354
<b>Eighth Judicial District</b>	<b>2,193,818</b>	<b>52/(14)</b>	<b>11,865</b>	<b>93,834</b>	<b>105,699</b>	<b>112,042</b>	<b>0</b>	<b>0</b>
Clark County District Court	2,193,818		11,865	93,834	105,699	112,042 <sup>j</sup>	(/)	(/)
Clark County								
Boulder Justice Court	16,748	1 *	110	275	385	356	657	677
Bunkerville Justice Court	1,042	1	17	3	20	20	882	928
Goodsprings Justice Court	4,608	1	199	23	222	191	9,359	9,319
Henderson Justice Court	301,840	3	2,664	7,504	10,168	8,620	6,781	6,691
Las Vegas Justice Court	1,558,085	14/(2.15)	45,211	79,274	124,485	120,787	163,287 <sup>h</sup>	171,044 <sup>j</sup>
Laughlin Justice Court	9,718	1	694	222	916	930	5,402	7,569 <sup>j</sup>
Mesquite Justice Court	20,959	1 *	194	268	462	467 <sup>j</sup>	1	1
Moapa Justice Court	1,367	1	69	14	83	68	1,317	1,243
Moapa Valley Justice Court	7,458	1	134	60	194	159	985	890
North Las Vegas Justice Court	270,795	3	3,167	8,274	11,441	8,898	965	935
Searchlight Justice Court	1,198	1	79	16	95	82	1,614	1,593
Boulder Municipal Court	16,121	1 *	372	1	373	343	2,365	2,133
Henderson Municipal Court	300,709	3	5,659	140	5,799	5,849	21,138	21,395
Las Vegas Municipal Court	633,028	6/(1)	20,749	1,730 <sup>h</sup>	22,479 <sup>h</sup>	24,928	64,744	62,723
Mesquite Municipal Court	20,838	1 *	670	5	675	556	1,819	1,610
North Las Vegas Municipal Court	243,339	1	5,413	179	5,592	4,779	20,336	17,140
<b>Ninth Judicial District</b>	<b>48,300</b>	<b>2/(0.5)</b>	<b>176</b>	<b>1,003</b>	<b>1,179</b>	<b>1,324</b>	<b>155</b>	<b>132</b>
Douglas County District Court	48,300		176	1,003	1,179	1,324	155	132
Douglas County								
East Fork Justice Court	40,442	1	1,230 <sup>h</sup>	1,010 <sup>h</sup>	2,240 <sup>h</sup>	1,829	5,875 <sup>h</sup>	5,539
Tahoe Justice Court	7,858	1	899	136	1,035	821	3,671	3,184
<b>Tenth Judicial District</b>	<b>25,387</b>	<b>1/(0.58)</b>	<b>202</b>	<b>1,625</b>	<b>1,827</b>	<b>1,758</b>	<b>139</b>	<b>108</b>
Churchill County District Court	25,387		202	1,625	1,827	1,758	139	108
Churchill County								
New River Justice Court	25,387	1	807	800	1,607	1,431	4,604	2,843
Fallon Municipal Court	9,030	1	370	2	372	298	859	767
<b>Eleventh Judicial District</b>	<b>17,617</b>	<b>1/(1.6)</b>	<b>175</b>	<b>650</b>	<b>825</b>	<b>940</b>	<b>74</b>	<b>78</b>
Lander County District Court	6,200		59	214	273	252	30	43
Mineral County District Court	4,674		31	96	127	116	20	20
Pershing County District Court	6,743		85	340	425	572 <sup>j</sup>	24	15
Lander County								
Argenta Justice Court	5,910	1	220	167	387	387	2,290	2,320
Austin Justice Court	290	1	25	5	30	30	840	779
Mineral County								
Hawthorne Justice Court	4,674	1	452	205	657	606 <sup>ji</sup>	7,047	1,103 <sup>i</sup>
Pershing County								
Lake Justice Court	6,743	1	395	165	560	439 <sup>j</sup>	2,835	2,948

\* The judges in Meadow Valley (Caliente), Boulder, and Mesquite Justice Courts also serve the respective Municipal Courts.  
<sup>a</sup> Totals reflect aggregate information from the Nevada Trial Courts. Information contained herein may reflect non-standard reporting and is noted by subsequent footnotes. See appendix tables B1-B9 for greater detailed statistics and clarifying footnotes.  
<sup>b</sup> Source: Nevada State Demographer 2017 certified estimates. "Township boundaries may not correspond to incorporated cities, and are estimated using a different method than the city/town estimates. Because of this, they will differ from city estimates."  
<sup>c</sup> Elected positions per NRS 3.011-3.0197, NRS 4.020, and NRS 5.020. Quasi-judicial include positions such as masters, commissioners, referees, and traffic judges in accordance with NRCP and JCRCP Rule 53. All information as of 6/30/2018.  
<sup>d</sup> Traffic cases and dispositions include juvenile traffic statistics. Counts include reopened cases.  
<sup>f</sup> Criminal cases include felony, gross misdemeanor, non-traffic misdemeanor, and criminal appeals. Traffic and parking violations are not included. Counts include reopened cases.  
<sup>g</sup> Non-criminal cases include civil, family, and juvenile (non-traffic) cases for District Court and civil cases for Justice and Municipal Courts. Counts include reopened cases.  
<sup>h</sup> Reopened cases are not reported or are under-reported.  
<sup>i</sup> Incomplete data.  
<sup>j</sup> Includes administrative case closures.  
<sup>l</sup> Juvenile traffic violations handled and reported by Justice Courts.  
 Source: Uniform System for Judicial Records, Nevada AOC, Research and Statistics Unit.

**Table A1. Summary of District Court Cases Filed, Fiscal Years 2017-18. <sup>a</sup>**

(See Table A3 for Juvenile Traffic.)

Court	Criminal (Non-Traffic) Cases Filed <sup>b</sup>		Civil Cases Filed		Family Cases Filed		Juvenile Non-Traffic Cases Filed		Total Non-Traffic Cases Filed <sup>b</sup>	
	FY 2017	FY 2018	FY 2017	FY 2018	FY 2017	FY 2018	FY 2017	FY 2018	FY 2017	FY 2018
<b>First Judicial District</b>										
Carson City District Court	405	365	517	542	1,198	1,295	182	203	2,302	2,405
Storey County District Court	5	6	28	25	13	23	2	1	48	55
<b>Second Judicial District</b>										
Washoe County District Court	3,096	3,199	3,351	3,382	10,411	11,194	1,420 <sup>c</sup>	1,384	18,278	19,159
<b>Third Judicial District</b>										
Lyon County District Court	332	306	277	321	736	788	261	189	1,606	1,604
<b>Fourth Judicial District</b>										
Elko County District Court	534	602	319	351	1,312	1,067	417	272	2,582	2,292
<b>Fifth Judicial District</b>										
Esmeralda County District Court	0	0	32	17	3	4	5	1	40	22
Nye County District Court	364	348	496	414	650	644	344	393	1,854	1,799
<b>Sixth Judicial District</b>										
Humboldt County District Court	125	98	208	227	437	529	120	101	890	955
<b>Seventh Judicial District</b>										
Eureka County District Court	9	5	8	16	10	15	5	5	32	41
Lincoln County District Court	35	46	42	49	38	44	13	12	128	151
White Pine County District Court	139	142	196	216	164	156	91	118	590	632
<b>Eighth Judicial District</b>										
Clark County District Court	12,340	11,865	21,936	23,516	68,858	63,650	6,566	6,668	109,700	105,699
<b>Ninth Judicial District</b>										
Douglas County District Court	186 <sup>d</sup>	176 <sup>d</sup>	300 <sup>d</sup>	321 <sup>d</sup>	639 <sup>d</sup>	591 <sup>d</sup>	64 <sup>d</sup>	91 <sup>d</sup>	1,189	1,179
<b>Tenth Judicial District</b>										
Churchill County District Court	243	202	180	164	1,020	1,093	342	368	1,785	1,827
<b>Eleventh Judicial District</b>										
Lander County District Court	46	59	53	29	89	168	24	17	212	273
Mineral County District Court	49	31	25	25	75	62	5	9	154	127
Pershing County District Court	103	85	93	100	96	94	217	146	509	425
<b>Total</b>	<b>18,011</b>	<b>17,535</b>	<b>28,061</b>	<b>29,715</b>	<b>85,749</b>	<b>81,417</b>	<b>10,078</b>	<b>9,978</b>	<b>141,899</b>	<b>138,645</b>

<sup>a</sup> Case statistics include reopened cases.

<sup>b</sup> Includes appeals of lower jurisdiction courts.

<sup>c</sup> Reopened cases under-reported.

<sup>d</sup> Reopened cases not reported.

Source: Uniform System for Judicial Records, Nevada AOC, Research and Statistics Unit.



**Table A2. Summary of District Court Cases Disposed, Fiscal Years 2017-18.<sup>a</sup>**

(See Table A3 for Juvenile Traffic.)

Court	Criminal (Non-Traffic) Cases Disposed <sup>b</sup>		Civil Cases Disposed		Family Cases Disposed		Juvenile Non-Traffic Cases Disposed		Total Non-Traffic Cases Disposed	
	FY 2017	FY 2018	FY 2017	FY 2018	FY 2017	FY 2018	FY 2017	FY 2018	FY 2017	FY 2018
<b>First Judicial District</b>										
Carson City District Court	262	260	383	403	1,124	1,115	99	138	1,868	1,916
Storey County District Court	1	2	25	46	16	22	0	1	42	71
<b>Second Judicial District</b>										
Washoe County District Court	2,194	2,304	3,114	3,579	9,004	9,574	1,142	1,148	15,454	16,605
<b>Third Judicial District</b>										
Lyon County District Court	303	328	354 <sup>c</sup>	305	889 <sup>c</sup>	809	238	233 <sup>c</sup>	1,784	1,675
<b>Fourth Judicial District</b>										
Elko County District Court	557	578	264	320	1,260	968	442	282	2,523	2,148
<b>Fifth Judicial District</b>										
Esmeralda County District Court	6	1	6	4	0	0	0	1	12	6
Nye County District Court	360	370	295	216	490	475	259	251	1,404	1,312
<b>Sixth Judicial District</b>										
Humboldt County District Court	131	139 <sup>c</sup>	220	215	625 <sup>c</sup>	596	212 <sup>c</sup>	113	1,188	1,063
<b>Seventh Judicial District</b>										
Eureka County District Court	11	3	8	13	10	11	2	9	31	36
Lincoln County District Court	49 <sup>c</sup>	39	16	34	19	34	15	6	99	113
White Pine County District Court	162 <sup>c</sup>	154	181	164	147	135	91	105	581	558
<b>Eighth Judicial District</b>										
Clark County District Court	12,283	12,249	23,857	25,762	64,391	68,060 <sup>d</sup>	6,319	5,971	106,850	112,042
<b>Ninth Judicial District</b>										
Douglas County District Court	168	153	266	403	660	697	64	71	1,158	1,324
<b>Tenth Judicial District</b>										
Churchill County District Court	244	232	184	166	1,033	1,024	340	336	1,801	1,758
<b>Eleventh Judicial District</b>										
Lander County District Court	42	62	25	26	67	146	14	18	148	252
Mineral County District Court	35	49	15	6	94 <sup>c</sup>	61	4	0	148	116
Pershing County District Court	89	91	69	160 <sup>c</sup>	42	136 <sup>c</sup>	182	185 <sup>c</sup>	382	572
<b>Total</b>	<b>16,897</b>	<b>17,014</b>	<b>29,282</b>	<b>31,822</b>	<b>79,871</b>	<b>83,863</b>	<b>9,423</b>	<b>8,868</b>	<b>135,473</b>	<b>141,567</b>

<sup>a</sup> Case statistics include cases that may have been reopened.

<sup>b</sup> Includes appeals of lower jurisdiction courts.

<sup>c</sup> Includes administrative case closures.

<sup>d</sup> Includes administrative case closures for protection order cases.

Source: Uniform System for Judicial Records, Nevada AOC, Research and Statistics Unit.

**Table A3. Summary of Juvenile Traffic Cases Filed and Disposed in District Court, Fiscal Years 2017-18.**<sup>a</sup>

Court	Total Cases		Total Charges		Total Disposed	
	FY 2017	FY 2018	FY 2017	FY 2018	FY 2017	FY 2018
<b>First Judicial District</b>						
Carson City District Court	243	290	319	396	190	100
Storey County District Court	7	2	8	2	5	3
<b>Second Judicial District</b>						
Washoe County District Court	1,140	1,330	1,648	1,897	1,166	1,283
<b>Third Judicial District</b>						
Lyon County District Court	195	221	275	295	188	216
<b>Fourth Judicial District</b>						
Elko County District Court	210	280	256	355	210 <sup>r</sup>	252
<b>Fifth Judicial District</b>						
Esmeralda County District Court	6	5	6	5	3	0
Nye County District Court	80	84	98	96	27	17
<b>Sixth Judicial District</b>						
Humboldt County District Court	104	105	124	131	121	152 <sup>b</sup>
<b>Seventh Judicial District</b>						
Eureka County District Court	(c)	(c)	(c)	(c)	(c)	(c)
Lincoln County District Court	(c)	(c)	(c)	(c)	(c)	(c)
White Pine County District Court	(c)	(c)	(c)	(c)	(c)	(c)
<b>Eighth Judicial District</b>						
Clark County District Court	(c)	(c)	(c)	(c)	(c)	(c)
<b>Ninth Judicial District</b>						
Douglas County District Court	188 <sup>d</sup>	155 <sup>d</sup>	257	187	186	132
<b>Tenth Judicial District</b>						
Churchill County District Court	95	139	98	170	102	108
<b>Eleventh Judicial District</b>						
Lander County District Court	0	30	0	42	1	43
Mineral County District Court	0	20	0	26	0	20
Pershing County District Court	47	24	47	30	50	15
<b>Total</b>	<b>2,315</b>	<b>2,685</b>	<b>3,136</b>	<b>3,632</b>	<b>2,249<sup>r</sup></b>	<b>2,341</b>

<sup>a</sup> Case statistics include reopened cases.

<sup>b</sup> Includes administrative case closures.

<sup>c</sup> Juvenile traffic violations handled and reported by Justice Courts.

<sup>d</sup> Reopen cases not reported.

<sup>r</sup> Revised from previous publications.

Source: Uniform System for Judicial Records, Nevada AOC, Research and Statistics Unit.

**Table A4. Summary of Justice Court Cases Filed and Disposed, Fiscal Years 2017-18.<sup>a</sup>**  
(See Table A5 for traffic data.)

Court	Criminal Cases				Civil Cases			
	Filed		Disposed		Filed		Disposed	
	FY 2017	FY 2018	FY 2017	FY 2018	FY 2017	FY 2018	FY 2017	FY 2018
<b>First Judicial District</b>								
<b>Carson City</b>								
Carson City Justice Court	2,437	2,381	1,532	1,663	2,878	3,244	3,281 <sup>b</sup>	2,801
<b>Storey County</b>								
Virginia City Justice Court	150	154	132	103	89	77	45	57
<b>Second Judicial District</b>								
<b>Washoe County</b>								
Incline Village Justice Court	243	256	231	261	181	204	185	176
Reno Justice Court	5,914 <sup>f</sup>	6,214	6,584 <sup>f</sup>	6,543	8,431 <sup>f</sup>	8,976	7,170 <sup>f</sup>	8,301
Sparks Justice Court	2,918	3,008	2,904	3,151	4,183	4,751	5,954 <sup>b</sup>	4,919
Wadsworth Justice Court	60	36	77	36	11	29	23 <sup>b</sup>	13
<b>Third Judicial District</b>								
<b>Lyon County</b>								
Canal Justice Court	350	296	344	297	872	1,070	919	1,055
Dayton Justice Court	383	409	365	352	814	920	744	798
Walker River Justice Court	513	474	517	407	526	690	505	665
<b>Fourth Judicial District</b>								
<b>Elko County</b>								
Carlin Justice Court	80	98	75	87	50	79	57	64
Eastline Justice Court	104	127	85	107	94	110	78	171 <sup>b</sup>
Elko Justice Court	1,491	1,924	1,306	2,172	1,105	1,562	1,464 <sup>b</sup>	2,084 <sup>b</sup>
Wells Justice Court	182 <sup>c</sup>	301 <sup>d</sup>	101	141	36 <sup>c</sup>	35 <sup>d</sup>	77 <sup>b</sup>	31
<b>Fifth Judicial District</b>								
<b>Esmeralda County</b>								
Esmeralda Justice Court	13	2	2	2	4	3	3	7
<b>Nye County</b>								
Beatty Justice Court	87	82	101	76	58	54	42	38
Pahrump Justice Court	1,375	1,268	1,536	1,383	782	967	735	896
Tonopah Justice Court	230	173	181	175	80	85	69	72
<b>Sixth Judicial District</b>								
<b>Humboldt County</b>								
Union Justice Court	923	692	936	688	622	602	575	543
<b>Seventh Judicial District</b>								
<b>Eureka County</b>								
Eureka Justice Court	49	71	54	51	36	33	40	32
<b>Lincoln County</b>								
Meadow Valley Justice Court	107	118	82	104	58	49	51	50
Pahrnanagat Valley Justice Court	70 <sup>f</sup>	59	68 <sup>f</sup>	57	9	5	10	4
<b>White Pine County</b>								
Ely Justice Court	258	299	268	276	328	380	258	264
<b>Eighth Judicial District</b>								
<b>Clark County</b>								
Boulder Justice Court	88	110	136 <sup>b</sup>	105	292	275	280	251
Bunkerville Justice Court	24	17	26	16	5	3	3	4
Goodsprings Justice Court	300	199	288	171	40	23	52 <sup>b</sup>	20
Henderson Justice Court	2,280	2,664	2,433	2,302	6,261	7,504	5,763	6,318
Las Vegas Justice Court	52,286	45,211	46,033 <sup>f</sup>	44,011	75,952	79,274	78,541	76,776
Laughlin Justice Court	724	694	767	722	194	222	158	208
Mesquite Justice Court	136	194	197 <sup>b</sup>	264 <sup>b</sup>	249	268	235	203
Moapa Justice Court	61	69	68	59	12	14	8	9
Moapa Valley Justice Court	112	134	114	126	48	60	43	33
North Las Vegas Justice Court	2,648	3,167	2,762	2,896	7,283	8,274	6,029	6,002
Searchlight Justice Court	49	79	31	74	23	16	14	8
<b>Ninth Judicial District</b>								
<b>Douglas County</b>								
East Fork Justice Court	1,139	1,230	1,117	1,079	757	1,010	552	750
Tahoe Justice Court	656	899	603	697	124	136	127	124
<b>Tenth Judicial District</b>								
<b>Churchill County</b>								
New River Justice Court	736	807	688	661	737	800	608	770
<b>Eleventh Judicial District</b>								
<b>Lander County</b>								
Argenta Justice Court	213	220	244	216	169	167	186	171
Austin Justice Court	17	25	23	23	2	5	1	7
<b>Mineral County</b>								
Hawthorne Justice Court	615	452	226 <sup>i</sup>	237 <sup>i</sup>	138	205	15 <sup>i</sup>	369 <sup>b</sup>
<b>Pershing County</b>								
Lake Justice Court	443	395	432	342	206	165	167	97
<b>Total</b>	<b>80,464<sup>f</sup></b>	<b>75,008</b>	<b>73,669<sup>f</sup></b>	<b>72,133</b>	<b>113,739<sup>f</sup></b>	<b>122,346</b>	<b>115,067<sup>f</sup></b>	<b>115,161</b>

<sup>a</sup> Case statistics include reopened cases.

<sup>b</sup> Includes administrative case closures.

<sup>c</sup> Reopen cases not reported.

<sup>d</sup> Reopened (cases) under-reported.

<sup>f</sup> Reported dispositions exclude 7,125 administrative closures of older criminal cases. To provide a better representation of current cases addressed by the court this fiscal year, these administrative closures were omitted from this table but are noted here for general information.

<sup>r</sup> Incomplete data.

<sup>r</sup> Revised from previous publications.

Source: Uniform System for Judicial Records, Nevada AOC, Research and Statistics Unit.

Table A5. Summary of Justice Court Traffic Cases Filed and Disposed, Fiscal Years 2017-18.<sup>a</sup>

Court	Total Cases		Total Charges		Total Disposed	
	FY 2017	FY 2018	FY 2017	FY 2018	FY 2017	FY 2018
<b>First Judicial District</b>						
<b>Carson City</b>						
Carson City Justice Court	8,977	11,995	11,743	15,188	8,824	11,042
<b>Storey County</b>						
Virginia City Justice Court	999	1,912	1,294	2,430	966	1,625
<b>Second Judicial District</b>						
<b>Washoe County</b>						
Incline Village Justice Court	1,839	2,495	2,108	2,870	1,632	2,256
Reno Justice Court	21,370	24,353	26,568	29,555	20,377 <sup>r</sup>	22,976
Sparks Justice Court	8,559	8,434	10,549	9,972	7,912	8,388
Wadsworth Justice Court	2,481	2,235	2,946	2,607	2,683	2,089
<b>Third Judicial District</b>						
<b>Lyon County</b>						
Canal Justice Court	1,227	1,256	1,600	1,571	1,123	1,159
Dayton Justice Court	2,930	3,661	3,725	4,526	2,566	3,552
Walker River Justice Court	1,543	2,676	1,867	3,190	1,336	2,221
<b>Fourth Judicial District</b>						
<b>Elko County</b>						
Carlin Justice Court	365	582	454	668	401	520
Eastline Justice Court	666	638	833	723	598	617
Elko Justice Court	4,763	6,861	5,893	17,250	4,448	5,776
Wells Justice Court	4,419 <sup>b</sup>	4,840 <sup>c</sup>	5,461	5,885	4,267	4,237
<b>Fifth Judicial District</b>						
<b>Esmeralda County</b>						
Esmeralda Justice Court	3,964	4,045	4,492	4,468	3,942	4,068
<b>Nye County</b>						
Beatty Justice Court	1,315	1,074	1,479	1,274	1,383	898
Pahrump Justice Court	4,011	4,546	5,053	5,433	4,307	4,314
Tonopah Justice Court	4,438	3,474	4,969	3,874	3,863	3,605
<b>Sixth Judicial District</b>						
<b>Humboldt County</b>						
Union Justice Court	7,173	6,812	8,307	8,030	6,468	6,538
<b>Seventh Judicial District</b>						
<b>Eureka County</b>						
Eureka Justice Court	636	1,804	739	1,975	718	1,530
<b>Lincoln County</b>						
Meadow Valley Justice Court	897	1,084	954	1,185	866	1,011
Pahrnanagat Valley Justice Court	2,786	3,112	2,981 <sup>r</sup>	3,387	2,758 <sup>r</sup>	2,859
<b>White Pine County</b>						
Ely Justice Court	3,076	1,956	3,386	2,142	2,893	2,009
<b>Eighth Judicial District</b>						
<b>Clark County</b>						
Boulder Justice Court	951	657	1,113	755	1,059	677
Bunkerville Justice Court	934	882	1,069	1,011	950	928
Goodsprings Justice Court	7,950	9,359	9,696	11,267	8,643	9,319
Henderson Justice Court	5,739	6,781	7,020	8,376	5,515	6,691
Las Vegas Justice Court	150,504 <sup>d</sup>	163,287 <sup>b</sup>	203,842	213,079	144,994 <sup>f</sup>	171,044 <sup>g</sup>
Laughlin Justice Court	6,850	5,402	8,436	6,815	6,198	7,569 <sup>g</sup>
Mesquite Justice Court	0	1	7	20	0	1
Moapa Justice Court	931	1,317	1,089	1,517	1,010	1,243
Moapa Valley Justice Court	628	985	836	1,205	582	890
North Las Vegas Justice Court	868	965	1,215	1,752	986	935
Searchlight Justice Court	2,514	1,614	2,893	1,899	2,653	1,593
<b>Ninth Judicial District</b>						
<b>Douglas County</b>						
East Fork Justice Court	7,240	5,875	8,489	7,297	6,949	5,539
Tahoe Justice Court	3,437	3,671	3,997	4,408	3,418	3,184
<b>Tenth Judicial District</b>						
<b>Churchill County</b>						
New River Justice Court	3,915	4,604	4,780	5,532	3,253	2,843
<b>Eleventh Judicial District</b>						
<b>Lander County</b>						
Argenta Justice Court	1,717	2,290	2,095	2,758	1,829	2,320
Austin Justice Court	922	840	989	916	905	779
<b>Mineral County</b>						
Hawthorne Justice Court	8,874	7,047	10,427	8,146	3,294 <sup>i</sup>	1,103 <sup>i</sup>
<b>Pershing County</b>						
Lake Justice Court	4,763	2,835	5,377	3,285	3,758	2,948
<b>Total</b>	<b>297,171</b>	<b>318,257</b>	<b>380,771<sup>r</sup></b>	<b>408,241</b>	<b>280,327<sup>r</sup></b>	<b>312,896</b>

<sup>a</sup> Juvenile traffic statistics included (see appendix table B9). Case statistics include reopened cases.

<sup>b</sup> Reopened cases not reported.

<sup>c</sup> Reopened cases under-reported.

<sup>d</sup> Reopened case not reported for juvenile traffic.

<sup>f</sup> Reported dispositions exclude 179 administrative closures of older cases. To provide a better representation of current cases addressed by the court this fiscal year, these administrative closures were omitted from this table but are noted here for general information.

<sup>g</sup> Includes administrative closures.

<sup>i</sup> Incomplete data.

<sup>r</sup> Revised from previous publications.

Source: Uniform System for Judicial Records, Nevada AOC, Research and Statistics Unit.

**Table A6. Summary of Municipal Court Cases Filed and Disposed, Fiscal Years 2017-18.<sup>a</sup>**

(See Table A7 for traffic data.)

Court	Non-Traffic Misdemeanor				Civil Cases			
	Filed		Disposed		Filed		Disposed	
	FY 2017	FY 2018	FY 2017	FY 2018	FY 2017	FY 2018	FY 2017	FY 2018
<b>First Judicial District</b>								
Carson City Municipal Court	(b)	(b)	(b)	(b)	(b)	(b)	(b)	(b)
<b>Second Judicial District</b>								
Reno Municipal Court	8,509	9,998	7,553	8,964	142	131	136	130
Sparks Municipal Court	1,713 <sup>c</sup>	1,769 <sup>c</sup>	2,117 <sup>c</sup>	2,237 <sup>c</sup>	33	41	20	31
<b>Third Judicial District</b>								
Fernley Municipal Court	377	373	335	308	0	1	0	0
Yerington Municipal Court	158	67 <sup>d</sup>	133	82	0	0 <sup>d</sup>	0	0
<b>Fourth Judicial District</b>								
Carlin Municipal Court	114	107	96	120	0	0	0	0
Elko Municipal Court	238	361	218	384	0	1	0	1
Wells Municipal Court	27 <sup>d</sup>	38 <sup>f</sup>	3	12	0 <sup>d</sup>	0 <sup>f</sup>	0	0
West Wendover Municipal Court	149	121	126	122	0	0	0	0
<b>Seventh Judicial District</b>								
Caliente Municipal Court	0	0	0	0	0	0	0	0
Ely Municipal Court	144 <sup>d</sup>	156 <sup>d</sup>	165	154	2 <sup>d</sup>	0 <sup>d</sup>	1	0
<b>Eighth Judicial District</b>								
Boulder Municipal Court	293	372	307	343	7	1	0	0
Henderson Municipal Court	5,790	5,659	5,567	5,701	173	140	159	148
Las Vegas Municipal Court	21,522	20,749	21,344	22,566	3,208 <sup>d,r</sup>	1,730 <sup>d</sup>	2,890	2,362
Mesquite Municipal Court	681	670	542	552	6	5	2	4
North Las Vegas Municipal Court	6,255	5,413	4,925	4,632	288	179	207	147
<b>Tenth Judicial District</b>								
Fallon Municipal Court	279	370	247	298	3	2	0	0
<b>Total</b>	<b>46,249</b>	<b>46,223</b>	<b>43,678</b>	<b>46,475</b>	<b>3,862<sup>f</sup></b>	<b>2,231</b>	<b>3,415</b>	<b>2,823</b>

<sup>a</sup> Case statistics include reopened counts.

<sup>b</sup> Municipal Court data combined with Justice Court data for the consolidated municipality of Carson City.

<sup>c</sup> High disposition rate attributable to under-reported reopen counts.

<sup>d</sup> Reopen counts not reported.

<sup>f</sup> Reopen counts under-reported.

<sup>r</sup> Revised from previous publications.

Source: Uniform System for Judicial Records, Nevada AOC, Research and Statistics Unit.

**Table A7. Summary of Municipal Court Traffic Cases Filed and Disposed, Fiscal Years 2017-18. <sup>a</sup>**

Court	Total Cases		Total Charges		Total Disposed	
	FY 2017	FY 2018	FY 2017	FY 2018	FY 2017	FY 2018
<b>First Judicial District</b>						
Carson City Municipal Court	(b)	(b)	(b)	(b)	(b)	(b)
<b>Second Judicial District</b>						
Reno Municipal Court	9,479	10,727	12,254	15,094	9,655	10,125
Sparks Municipal Court	4,144 <sup>c</sup>	3,682 <sup>c</sup>	5,907	5,525	4,232	4,246
<b>Third Judicial District</b>						
Fernley Municipal Court	2,137	2,315	2,853	2,936	1,964	2,010
Yerington Municipal Court	136	377 <sup>d</sup>	161	474	92	375
<b>Fourth Judicial District</b>						
Carlin Municipal Court	99	179	100	186	122	159
Elko Municipal Court	416	132	477	191	357	189
Wells Municipal Court	178 <sup>d</sup>	196 <sup>c</sup>	222	246	168	217
West Wendover Municipal Court	758	452	813	514	751	452
<b>Seventh Judicial District</b>						
Caliente Municipal Court	0	0	0	0	0	0
Ely Municipal Court	329 <sup>d</sup>	374 <sup>d</sup>	450	470	386	354
<b>Eighth Judicial District</b>						
Boulder Municipal Court	2,145	2,365	2,825	3,259	2,165	2,133
Henderson Municipal Court	18,679	21,138	24,059	27,037	19,619	21,395
Las Vegas Municipal Court	64,225	64,744	88,395	86,817	62,423	62,723
Mesquite Municipal Court	1,258	1,819	1,843	2,533	1,000	1,610
North Las Vegas Municipal Court	17,408	20,336	25,026	28,677	16,048	17,140
<b>Tenth Judicial District</b>						
Fallon Municipal Court	502	859	741	1,278	485	767
<b>Total</b>	<b>121,893</b>	<b>129,695</b>	<b>166,126</b>	<b>175,237</b>	<b>119,467</b>	<b>123,895</b>

<sup>a</sup> Case and charge information include juvenile traffic statistics (see appendix table B9).

<sup>b</sup> Municipal Court data combined with Justice Court data for the consolidated municipality of Carson City.

<sup>c</sup> Reopen counts under-reported.

<sup>d</sup> Reopen counts not reported.

Source: Uniform System for Judicial Records, Nevada AOC, Research and Statistics Unit.

Table B1-1. Criminal Caseload Processed by District Courts in Nevada, Fiscal Year 2018.

District Court, Criminal Caseload, Aggregate (1 of 2)			Felony Total	Gross Misdemeanor Total	Criminal Appeal from Limited Jurisdiction Courts	Totals
<b>Totals<sup>a</sup></b>	Nevada District Courts	<b>New Filings (cases)</b>	<b>10,848</b>	<b>1,706</b>	<b>147</b>	<b>12,701</b>
		<b>Reopened (cases)</b>	4,331	502	1	4,834
		<b>Grand Total Dispositions</b>	<b>14,733</b>	<b>2,153</b>	<b>128</b>	<b>17,014</b>
		Total Non-Trial Dispositions	10,689	1,708	79	12,476
		Total Bench Trial Dispositions	16	1	0	17
		Total Jury Trial Dispositions	185	19	0	204
		Other Manner of Disposition	3,843	425	49	4,317
1st Judicial District	Carson City District Court	<b>New Filings (cases)</b>	<b>252</b>	<b>26</b>	<b>0</b>	<b>278</b>
		<b>Reopened (cases)</b>	68	19	0	87
		<b>Grand Total Dispositions</b>	<b>235</b>	<b>25</b>	<b>0</b>	<b>260</b>
		Total Non-Trial Dispositions	225	25	0	250
		Total Bench Trial Dispositions	2	0	0	2
		Total Jury Trial Dispositions	4	0	0	4
		Other Manner of Disposition	4	0	0	4
Storey County District Court	<b>New Filings (cases)</b>	<b>4</b>	<b>2</b>	<b>0</b>	<b>6</b>	
	<b>Reopened (cases)</b>	0	0	0	0	
	<b>Grand Total Dispositions</b>	<b>2</b>	<b>0</b>	<b>0</b>	<b>2</b>	
	Total Non-Trial Dispositions	1	0	0	1	
	Total Bench Trial Dispositions	0	0	0	0	
	Total Jury Trial Dispositions	0	0	0	0	
	Other Manner of Disposition	1	0	0	1	
2nd Judicial District	Washoe County District Court	<b>New Filings (cases)</b>	<b>1,888</b>	<b>376</b>	<b>17</b>	<b>2,281</b>
		<b>Reopened (cases)</b>	779	139	0	918
		<b>Grand Total Dispositions</b>	<b>1,871</b>	<b>433</b>	<b>0</b>	<b>2,304</b>
		Total Non-Trial Dispositions	1,203	284	0	1,487
		Total Bench Trial Dispositions	0	0	0	0
		Total Jury Trial Dispositions	33	2	0	35
		Other Manner of Disposition	635	147	0	782
3rd Judicial District	Lyon County District Court	<b>New Filings (cases)</b>	<b>212</b>	<b>24</b>	<b>5</b>	<b>241</b>
		<b>Reopened (cases)</b>	55	10	0	65
		<b>Grand Total Dispositions</b>	<b>274</b>	<b>49</b>	<b>5</b>	<b>328</b>
		Total Non-Trial Dispositions	212	44	3	259
		Total Bench Trial Dispositions	0	0	0	0
		Total Jury Trial Dispositions	4	0	0	4
		Other Manner of Disposition	58	5	2	65
4th Judicial District	Elko County District Court	<b>New Filings (cases)</b>	<b>281</b>	<b>124</b>	<b>12</b>	<b>417</b>
		<b>Reopened (cases)</b>	155	30	0	185
		<b>Grand Total Dispositions</b>	<b>430</b>	<b>131</b>	<b>17</b>	<b>578</b>
		Total Non-Trial Dispositions	263	90	6	359
		Total Bench Trial Dispositions	0	0	0	0
		Total Jury Trial Dispositions	7	13	0	20
		Other Manner of Disposition	160	28	11	199
5th Judicial District	Esmeralda County District Court	<b>New Filings (cases)</b>	<b>0</b>	<b>0</b>	<b>0</b>	<b>0</b>
		<b>Reopened (cases)</b>	0	0	0	0
		<b>Grand Total Dispositions</b>	<b>1</b>	<b>0</b>	<b>0</b>	<b>1</b>
		Total Non-Trial Dispositions	1	0	0	1
		Total Bench Trial Dispositions	0	0	0	0
		Total Jury Trial Dispositions	0	0	0	0
		Other Manner of Disposition	0	0	0	0
Nye County District Court	<b>New Filings (cases)</b>	<b>263</b>	<b>40</b>	<b>0</b>	<b>303</b>	
	<b>Reopened (cases)</b>	41	4	0	45	
	<b>Grand Total Dispositions</b>	<b>311</b>	<b>58</b>	<b>1</b>	<b>370</b>	
	Total Non-Trial Dispositions	270	53	0	323	
	Total Bench Trial Dispositions	0	0	0	0	
	Total Jury Trial Dispositions	1	0	0	1	
	Other Manner of Disposition	40	5	1	46	
6th Judicial District	Humboldt County District Court	<b>New Filings (cases)</b>	<b>69</b>	<b>18</b>	<b>8</b>	<b>95</b>
		<b>Reopened (cases)</b>	3	0	0	3
		<b>Grand Total Dispositions<sup>b</sup></b>	<b>109</b>	<b>25</b>	<b>5</b>	<b>139<sup>b</sup></b>
		Total Non-Trial Dispositions	104	22	1	127
		Total Bench Trial Dispositions	0	0	0	0
		Total Jury Trial Dispositions	2	1	0	3
		Other Manner of Disposition	3	2	4	9

<sup>a</sup> Totals reflect aggregate information from the Nevada District Courts. Information contained herein may reflect non-standard reporting and is noted by subsequent footnotes.

<sup>b</sup> Include administrative closures.

Source: Uniform System for Judicial Records, Nevada AOC, Research and Statistics Unit.

Table B1-1. Criminal Caseload Processed by District Courts in Nevada, Fiscal Year 2018.

District Court, Criminal Caseload, Aggregate (2 of 2)				Felony Total	Gross Misdemeanor Total	Criminal Appeal from Limited Jurisdiction Courts	Totals
7th Judicial District	Eureka County	Eureka County District Court	<b>New Filings (cases)</b>	3	2	0	5
			<b>Reopened (cases)</b>	0	0	0	0
			<b>Grand Total Dispositions</b>	1	1	1	3
			Total Non-Trial Dispositions	1	1	0	2
			Total Bench Trial Dispositions	0	0	0	0
			Total Jury Trial Dispositions	0	0	0	0
		Other Manner of Disposition	0	0	1	1	
	Lincoln County	Lincoln County District Court	<b>New Filings (cases)</b>	39	5	1	45
			<b>Reopened (cases)</b>	0	1	0	1
			<b>Grand Total Dispositions</b>	35	4	0	39
			Total Non-Trial Dispositions	31	3	0	34
			Total Bench Trial Dispositions	2	1	0	3
		Total Jury Trial Dispositions	2	0	0	2	
	Other Manner of Disposition	0	0	0	0		
White Pine County	White Pine County District Court	<b>New Filings (cases)</b>	89	10	7	106	
		<b>Reopened (cases)</b>	35	1	0	36	
		<b>Grand Total Dispositions</b>	141	10	3	154	
		Total Non-Trial Dispositions	88	7	3	98	
		Total Bench Trial Dispositions	2	0	0	2	
		Total Jury Trial Dispositions	1	1	0	2	
	Other Manner of Disposition	50	2	0	52		
8th Judicial District	Clark County	Clark County District Court	<b>New Filings (cases)</b>	7,372	1,020	88	8,480
			<b>Reopened (cases)</b>	3,103	281	1	3,385
			<b>Grand Total Dispositions</b>	10,828	1,334	87	12,249
			Total Non-Trial Dispositions	7,883	1,116	64	9,063
			Total Bench Trial Dispositions	10	0	0	10
			Total Jury Trial Dispositions	128	1	0	129
	Other Manner of Disposition	2,807	217	23	3,047		
9th Judicial District	Douglas County	Douglas County District Court	<b>New Filings (cases)</b>	161	10	5	176
			<b>Reopened (cases)<sup>c</sup></b>	-	-	-	- <sup>c</sup>
			<b>Grand Total Dispositions</b>	141	9	3	153
			Total Non-Trial Dispositions	137	9	2	148
			Total Bench Trial Dispositions	0	0	0	0
			Total Jury Trial Dispositions	3	0	0	3
	Other Manner of Disposition	1	0	1	2		
10th Judicial District	Churchill County	Churchill County District Court	<b>New Filings (cases)</b>	111	20	4	135
			<b>Reopened (cases)</b>	57	10	0	67
			<b>Grand Total Dispositions</b>	195	31	6	232
			Total Non-Trial Dispositions	132	20	0	152
			Total Bench Trial Dispositions	0	0	0	0
			Total Jury Trial Dispositions	0	1	0	1
	Other Manner of Disposition	63	10	6	79		
11th Judicial District	Lander County	Lander County District Court	<b>New Filings (cases)</b>	31	7	0	38
			<b>Reopened (cases)</b>	16	5	0	21
			<b>Grand Total Dispositions</b>	45	17	0	62
			Total Non-Trial Dispositions	35	11	0	46
			Total Bench Trial Dispositions	0	0	0	0
			Total Jury Trial Dispositions	0	0	0	0
		Other Manner of Disposition	10	6	0	16	
	Mineral County	Mineral County District Court	<b>New Filings (cases)</b>	23	8	0	31
			<b>Reopened (cases)</b>	0	0	0	0
			<b>Grand Total Dispositions</b>	41	8	0	49
			Total Non-Trial Dispositions	41	8	0	49
			Total Bench Trial Dispositions	0	0	0	0
		Total Jury Trial Dispositions	0	0	0	0	
	Other Manner of Disposition	0	0	0	0		
Pershing County	Pershing County District Court	<b>New Filings (cases)</b>	50	14	0	64	
		<b>Reopened (cases)</b>	19	2	0	21	
		<b>Grand Total Dispositions</b>	73	18	0	91	
		Total Non-Trial Dispositions	62	15	0	77	
		Total Bench Trial Dispositions	0	0	0	0	
		Total Jury Trial Dispositions	0	0	0	0	
	Other Manner of Disposition	11	3	0	14		

<sup>c</sup> Reopened cases not reported.

Source: Uniform System for Judicial Records, Nevada AOC, Research and Statistics Unit.



Table B1-2. Criminal Caseload Processed by District Courts in Nevada, Fiscal Year 2018.

District Court, Criminal Caseload, Felony (1 of 3)			Crimes Against Persons, Felony	Domestic Violence, Felony	Elder Abuse, Felony	Child Abuse & Neglect, Felony	Protection Order Violation, Felony	Crimes Against Property, Felony	Drugs, Felony	Weapons, Felony	Motor Vehicle - DUI, Felony	Motor Vehicle - Reckless, Felony	Motor Vehicle - Other, Felony	Public Order, Felony	Other, Felony
<b>Totals</b> <sup>a</sup>	Nevada District Courts	<b>New Filings (cases)</b>	<b>2,909</b>	<b>211</b>	<b>22</b>	<b>148</b>	<b>13</b>	<b>3,964</b>	<b>2,110</b>	<b>685</b>	<b>385</b>	<b>48</b>	<b>82</b>	<b>37</b>	<b>234</b>
		Reopened (cases)	957	39	7	66	5	1,986	862	265	23	18	26	18	59
		Charges	6,707	457	81	468	24	7,352	3,115	1,623	417	65	168	66	427
		<b>Grand Total Dispositions</b>	<b>3,694</b>	<b>233</b>	<b>29</b>	<b>217</b>	<b>12</b>	<b>5,984</b>	<b>2,809</b>	<b>888</b>	<b>424</b>	<b>61</b>	<b>84</b>	<b>59</b>	<b>239</b>
		Total Non-Trial Dispositions	2,791	180	24	151	8	4,121	2,043	659	364	48	69	44	187
		Total Bench Trial Dispositions	7	1	0	1	0	6	0	1	0	0	0	0	0
		Total Jury Trial Dispositions	127	9	1	3	0	17	9	3	10	1	1	1	3
		Other Manner of Disposition	769	43	4	62	4	1,840	757	225	50	12	14	14	49
1st Judicial District	Carson City District Court	<b>New Filings (cases)</b>	<b>53</b>	<b>1</b>	<b>0</b>	<b>4</b>	<b>0</b>	<b>75</b>	<b>76</b>	<b>8</b>	<b>21</b>	<b>2</b>	<b>2</b>	<b>0</b>	<b>10</b>
		Reopened (cases)	14	0	0	0	0	19	24	5	2	0	2	0	2
		Charges	83	1	0	4	0	95	91	12	22	2	2	0	10
		<b>Grand Total Dispositions</b>	<b>52</b>	<b>0</b>	<b>1</b>	<b>3</b>	<b>0</b>	<b>62</b>	<b>71</b>	<b>7</b>	<b>23</b>	<b>2</b>	<b>5</b>	<b>0</b>	<b>9</b>
		Total Non-Trial Dispositions	49	0	0	3	0	60	68	6	23	2	5	0	9
		Total Bench Trial Dispositions	1	0	0	0	0	1	0	0	0	0	0	0	0
		Total Jury Trial Dispositions	1	0	1	0	0	0	1	1	0	0	0	0	0
		Other Manner of Disposition	1	0	0	0	0	1	2	0	0	0	0	0	0
Storey County District Court	<b>New Filings (cases)</b>	<b>0</b>	<b>0</b>	<b>0</b>	<b>0</b>	<b>0</b>	<b>0</b>	<b>3</b>	<b>1</b>	<b>0</b>	<b>0</b>	<b>0</b>	<b>0</b>	<b>0</b>	<b>0</b>
	Reopened (cases)	0	0	0	0	0	0	0	0	0	0	0	0	0	
	Charges	0	0	0	0	0	3	1	0	0	0	0	0	0	
	<b>Grand Total Dispositions</b>	<b>0</b>	<b>0</b>	<b>0</b>	<b>0</b>	<b>0</b>	<b>0</b>	<b>0</b>	<b>0</b>	<b>2</b>	<b>0</b>	<b>0</b>	<b>0</b>	<b>0</b>	
	Total Non-Trial Dispositions	0	0	0	0	0	0	0	0	1	0	0	0	0	
	Total Bench Trial Dispositions	0	0	0	0	0	0	0	0	0	0	0	0	0	
	Total Jury Trial Dispositions	0	0	0	0	0	0	0	0	0	0	0	0	0	
	Other Manner of Disposition	0	0	0	0	0	0	0	0	1	0	0	0	0	
2nd Judicial District	Washoe County District Court	<b>New Filings (cases)</b>	<b>341</b>	<b>31</b>	<b>1</b>	<b>22</b>	<b>3</b>	<b>762</b>	<b>443</b>	<b>90</b>	<b>121</b>	<b>2</b>	<b>26</b>	<b>0</b>	<b>46</b>
		Reopened (cases)	141	6	1	6	1	362	187	36	7	2	9	1	20
		Charges	566	47	1	30	3	983	572	177	129	2	45	0	73
		<b>Grand Total Dispositions</b>	<b>332</b>	<b>25</b>	<b>3</b>	<b>26</b>	<b>2</b>	<b>828</b>	<b>433</b>	<b>72</b>	<b>88</b>	<b>1</b>	<b>16</b>	<b>2</b>	<b>43</b>
		Total Non-Trial Dispositions	193	18	3	17	1	518	289	47	79	0	15	2	21
		Total Bench Trial Dispositions	0	0	0	0	0	0	0	0	0	0	0	0	0
		Total Jury Trial Dispositions	14	2	0	1	0	4	4	0	6	0	0	0	2
		Other Manner of Disposition	125	5	0	8	1	306	140	25	3	1	1	0	20
3rd Judicial District	Lyon County District Court	<b>New Filings (cases)</b>	<b>34</b>	<b>6</b>	<b>1</b>	<b>3</b>	<b>0</b>	<b>65</b>	<b>71</b>	<b>10</b>	<b>11</b>	<b>1</b>	<b>2</b>	<b>1</b>	<b>7</b>
		Reopened (cases)	16	1	0	2	0	20	12	1	1	0	1	0	1
		Charges	76	8	1	4	0	90	79	12	11	1	2	1	7
		<b>Grand Total Dispositions</b>	<b>49</b>	<b>5</b>	<b>1</b>	<b>6</b>	<b>0</b>	<b>86</b>	<b>100</b>	<b>7</b>	<b>8</b>	<b>0</b>	<b>3</b>	<b>1</b>	<b>8</b>
		Total Non-Trial Dispositions	30	2	1	4	0	67	86	6	7	0	2	1	6
		Total Bench Trial Dispositions	0	0	0	0	0	0	0	0	0	0	0	0	0
		Total Jury Trial Dispositions	3	0	0	0	0	1	0	0	0	0	0	0	0
		Other Manner of Disposition	16	3	0	2	0	18	14	1	1	0	1	0	2
4th Judicial District	Elko County District Court	<b>New Filings (cases)</b>	<b>28</b>	<b>1</b>	<b>0</b>	<b>3</b>	<b>0</b>	<b>104</b>	<b>120</b>	<b>9</b>	<b>10</b>	<b>1</b>	<b>0</b>	<b>1</b>	<b>4</b>
		Reopened (cases)	13	0	0	1	0	72	65	1	0	0	0	3	0
		Charges	78	1	0	4	0	296	201	43	10	5	0	1	10
		<b>Grand Total Dispositions</b>	<b>48</b>	<b>0</b>	<b>0</b>	<b>5</b>	<b>0</b>	<b>176</b>	<b>183</b>	<b>3</b>	<b>9</b>	<b>1</b>	<b>0</b>	<b>1</b>	<b>4</b>
		Total Non-Trial Dispositions	34	0	0	2	0	102	109	2	9	1	0	0	4
		Total Bench Trial Dispositions	0	0	0	0	0	0	0	0	0	0	0	0	0
		Total Jury Trial Dispositions	3	0	0	2	0	1	1	0	0	0	0	0	0
		Other Manner of Disposition	11	0	0	1	0	73	73	1	0	0	0	1	0

<sup>a</sup> Totals reflect aggregate information from the Nevada District Courts. Information contained herein may reflect non-standard reporting and is noted by subsequent footnotes.

Source: Uniform System for Judicial Records, Nevada AOC, Research and Statistics Unit.

Table B1-2. Criminal Caseload Processed by District Courts in Nevada, Fiscal Year 2018.

District Court, Criminal Caseload, Felony (2 of 3)		Crimes Against Persons, Felony	Domestic Violence, Felony	Elder Abuse, Felony	Child Abuse & Neglect, Felony	Protection Order Violation, Felony	Crimes Against Property, Felony	Drugs, Felony	Weapons, Felony	Motor Vehicle - DUI, Felony	Motor Vehicle - Reckless, Felony	Motor Vehicle - Other, Felony	Public Order, Felony	Other, Felony	
5th Judicial District	Esmeralda County District Court	<b>New Filings (cases)</b>	0	0	0	0	0	0	0	0	0	0	0	0	
		<b>Reopened (cases)</b>	0	0	0	0	0	0	0	0	0	0	0	0	0
		<b>Charges</b>	0	0	0	0	0	0	0	0	0	0	0	0	0
		<b>Grand Total Dispositions</b>	0	0	0	0	0	0	1	0	0	0	0	0	0
		Total Non-Trial Dispositions	0	0	0	0	0	0	1	0	0	0	0	0	0
		Total Bench Trial Dispositions	0	0	0	0	0	0	0	0	0	0	0	0	0
		Total Jury Trial Dispositions	0	0	0	0	0	0	0	0	0	0	0	0	0
	Other Manner of Disposition	0	0	0	0	0	0	0	0	0	0	0	0	0	
	Nye County District Court	<b>New Filings (cases)</b>	66	0	0	3	0	29	132	14	6	1	1	3	8
		<b>Reopened (cases)</b>	8	0	0	1	0	10	21	0	0	1	0	0	0
		<b>Charges</b>	121	0	0	4	0	54	172	34	6	1	1	3	10
		<b>Grand Total Dispositions</b>	65	0	0	4	0	60	147	14	6	1	1	6	7
		Total Non-Trial Dispositions	60	0	0	4	0	51	121	14	5	1	1	6	7
		Total Bench Trial Dispositions	0	0	0	0	0	0	0	0	0	0	0	0	0
Total Jury Trial Dispositions		0	0	0	0	0	1	0	0	0	0	0	0	0	
Other Manner of Disposition	5	0	0	0	0	8	26	0	1	0	0	0	0		
6th Judicial District	Humboldt County District Court	<b>New Filings (cases)</b>	18	0	0	0	0	13	31	2	5	0	0	0	
		<b>Reopened (cases)</b>	0	0	0	0	0	1	2	0	0	0	0	0	
		<b>Charges</b>	34	0	0	0	0	16	42	2	5	0	0	0	
		<b>Grand Total Dispositions<sup>b</sup></b>	29	1	0	0	0	14	58	2	5	0	0	0	
		Total Non-Trial Dispositions	27	1	0	0	0	14	56	2	4	0	0	0	
		Total Bench Trial Dispositions	0	0	0	0	0	0	0	0	0	0	0	0	
		Total Jury Trial Dispositions	1	0	0	0	0	0	1	0	0	0	0	0	
Other Manner of Disposition	1	0	0	0	0	0	1	0	1	0	0	0			
7th Judicial District	Eureka County District Court	<b>New Filings (cases)</b>	0	1	0	0	0	1	1	0	0	0	0	0	
		<b>Reopened (cases)</b>	0	0	0	0	0	0	0	0	0	0	0	0	
		<b>Charges</b>	0	2	0	0	0	2	2	0	0	0	0	0	
		<b>Grand Total Dispositions</b>	0	1	0	0	0	0	0	0	0	0	0	0	
		Total Non-Trial Dispositions	0	1	0	0	0	0	0	0	0	0	0	0	
		Total Bench Trial Dispositions	0	0	0	0	0	0	0	0	0	0	0	0	
		Total Jury Trial Dispositions	0	0	0	0	0	0	0	0	0	0	0	0	
	Other Manner of Disposition	0	0	0	0	0	0	0	0	0	0	0	0		
	Lincoln County District Court	<b>New Filings (cases)</b>	7	0	0	0	0	12	17	1	1	1	0	0	
		<b>Reopened (cases)</b>	0	0	0	0	0	0	0	0	0	0	0	0	
		<b>Charges</b>	11	0	0	0	0	410	21	1	1	1	0	0	
		<b>Grand Total Dispositions</b>	7	0	0	0	0	8	16	0	3	1	0	0	
		Total Non-Trial Dispositions	5	0	0	0	0	7	16	0	3	0	0	0	
		Total Bench Trial Dispositions	1	0	0	0	0	1	0	0	0	0	0	0	
Total Jury Trial Dispositions		1	0	0	0	0	0	0	0	0	1	0	0		
Other Manner of Disposition	0	0	0	0	0	0	0	0	0	0	0	0			
White Pine County District Court	<b>New Filings (cases)</b>	7	3	0	1	0	17	45	7	2	0	3	0		
	<b>Reopened (cases)</b>	0	1	0	0	0	10	22	1	0	0	1	0		
	<b>Charges</b>	14	10	0	3	0	54	205	32	2	0	7	0		
	<b>Grand Total Dispositions</b>	11	4	0	2	0	27	80	6	5	0	2	0		
	Total Non-Trial Dispositions	9	4	0	2	0	15	43	6	3	0	2	0		
	Total Bench Trial Dispositions	0	0	0	0	0	2	0	0	0	0	0	0		
	Total Jury Trial Dispositions	0	0	0	0	0	0	0	0	1	0	0	0		
Other Manner of Disposition	2	0	0	0	0	10	37	0	1	0	0	0			

<sup>b</sup> Include administrative closures.

Source: Uniform System for Judicial Records, Nevada AOC, Research and Statistics Unit.

Table B1-2. Criminal Caseload Processed by District Courts in Nevada, Fiscal Year 2018.

District Court, Criminal Caseload, Felony (3 of 3)		Crimes Against Persons, Felony	Domestic Violence, Felony	Elder Abuse, Felony	Child Abuse & Neglect, Felony	Protection Order Violation, Felony	Crimes Against Property, Felony	Drugs, Felony	Weapons, Felony	Motor Vehicle - DUI, Felony	Motor Vehicle - Reckless, Felony	Motor Vehicle - Other, Felony	Public Order, Felony	Other, Felony	
8th Judicial District	Clark County District Court	<b>New Filings (cases)</b>	2,276	165	20	110	10	2,825	984	536	185	39	43	32	147
		<b>Reopened (cases)</b>	755	31	6	56	4	1,475	474	217	8	15	13	14	35
		<b>Charges</b>	5,592	382	79	417	21	5,185	1,476	1,299	204	52	104	61	293
		<b>Grand Total Dispositions</b>	3,009	195	24	165	10	4,650	1,460	759	248	55	55	49	149
		Total Non-Trial Dispositions	2,305	152	20	113	7	3,229	1,042	562	208	44	42	35	124
		Total Bench Trial Dispositions	5	1	0	1	0	2	0	1	0	0	0	0	0
		Total Jury Trial Dispositions	102	7	0	0	0	10	2	2	2	0	1	1	1
Other Manner of Disposition	597	35	4	51	3	1,409	416	194	38	11	12	13	24		
9th Judicial District	Douglas County District Court	<b>New Filings (cases)</b>	27	3	0	2	0	31	76	6	12	1	2	0	1
		<b>Reopened (cases) <sup>c</sup></b>	-	-	-	-	-	-	-	-	-	-	-	-	-
		<b>Charges</b>	47	6	0	2	0	122	102	7	16	1	2	0	1
		<b>Grand Total Dispositions</b>	28	2	0	1	0	34	60	4	9	0	1	0	2
		Total Non-Trial Dispositions	25	2	0	1	0	34	60	4	8	0	1	0	2
		Total Bench Trial Dispositions	0	0	0	0	0	0	0	0	0	0	0	0	0
		Total Jury Trial Dispositions	2	0	0	0	0	0	0	0	1	0	0	0	0
Other Manner of Disposition	1	0	0	0	0	0	0	0	0	0	0	0	0		
10th Judicial District	Churchill County District Court	<b>New Filings (cases)</b>	29	0	0	0	0	18	52	0	9	0	1	0	2
		<b>Reopened (cases)</b>	5	0	0	0	0	15	28	3	5	0	0	0	1
		<b>Charges</b>	49	0	0	0	0	27	60	0	9	0	1	0	4
		<b>Grand Total Dispositions</b>	31	0	0	0	0	32	101	8	15	0	1	0	7
		Total Non-Trial Dispositions	24	0	0	0	0	18	69	5	11	0	1	0	4
		Total Bench Trial Dispositions	0	0	0	0	0	0	0	0	0	0	0	0	0
		Total Jury Trial Dispositions	0	0	0	0	0	0	0	0	0	0	0	0	0
Other Manner of Disposition	7	0	0	0	0	14	32	3	4	0	0	0	3		
11th Judicial District	Lander County District Court	<b>New Filings (cases)</b>	2	0	0	0	0	7	19	1	0	0	1	0	1
		<b>Reopened (cases)</b>	3	0	0	0	0	1	11	1	0	0	0	0	0
		<b>Charges</b>	2	0	0	0	0	13	25	2	0	0	3	0	11
		<b>Grand Total Dispositions</b>	7	0	0	0	0	5	27	4	1	0	0	0	1
		Total Non-Trial Dispositions	6	0	0	0	0	5	19	3	1	0	0	0	1
	Total Bench Trial Dispositions	0	0	0	0	0	0	0	0	0	0	0	0	0	
	Total Jury Trial Dispositions	0	0	0	0	0	0	0	0	0	0	0	0	0	
	Other Manner of Disposition	1	0	0	0	0	0	8	1	0	0	0	0	0	
	Mineral County District Court	<b>New Filings (cases)</b>	5	0	0	0	0	1	15	0	1	0	1	0	0
		<b>Reopened (cases)</b>	0	0	0	0	0	0	0	0	0	0	0	0	0
		<b>Charges</b>	7	0	0	0	0	1	23	0	1	0	1	0	0
		<b>Grand Total Dispositions</b>	7	0	0	1	0	1	29	1	2	0	0	0	0
		Total Non-Trial Dispositions	7	0	0	1	0	1	29	1	2	0	0	0	0
	Total Bench Trial Dispositions	0	0	0	0	0	0	0	0	0	0	0	0	0	
Total Jury Trial Dispositions	0	0	0	0	0	0	0	0	0	0	0	0	0		
Other Manner of Disposition	0	0	0	0	0	0	0	0	0	0	0	0	0		
Pershing County District Court	<b>New Filings (cases)</b>	16	0	0	0	0	1	27	1	1	0	0	0	4	
	<b>Reopened (cases)</b>	2	0	0	0	0	1	16	0	0	0	0	0	0	
	<b>Charges</b>	27	0	0	0	0	1	43	2	1	0	0	0	4	
	<b>Grand Total Dispositions</b>	19	0	0	4	0	1	43	1	0	0	0	0	5	
	Total Non-Trial Dispositions	17	0	0	4	0	0	35	1	0	0	0	0	5	
Total Bench Trial Dispositions	0	0	0	0	0	0	0	0	0	0	0	0	0		
Total Jury Trial Dispositions	0	0	0	0	0	0	0	0	0	0	0	0	0		
Other Manner of Disposition	2	0	0	0	0	1	8	0	0	0	0	0	0		

<sup>c</sup> Reopened cases not reported.

Source: Uniform System for Judicial Records, Nevada AOC, Research and Statistics Unit.

Table B1-2. Criminal Caseload Processed by District Courts in Nevada, Fiscal Year 2018.

District Court, Criminal Caseload, Gross Misdemeanor (1 of 3)			Crimes Against Persons, Gross Misdemeanor	Domestic Violence, Gross Misdemeanor	Elder Abuse, Gross Misdemeanor	Child Abuse & Neglect, Gross Misdemeanor	Protection Order Violation, Gross Misdemeanor	Crimes Against Property, Gross Misdemeanor	Drugs, Gross Misdemeanor	Weapons, Gross Misdemeanor	Motor Vehicle - Other, Gross Misdemeanor	Public Order, Gross Misdemeanor	Other, Gross Misdemeanor
<b>Totals<sup>a</sup></b>	<b>Nevada District Courts</b>	<b>New Filings (cases)</b>	<b>413</b>	<b>2</b>	<b>18</b>	<b>161</b>	<b>10</b>	<b>626</b>	<b>104</b>	<b>124</b>	<b>4</b>	<b>17</b>	<b>227</b>
		<b>Reopened (cases)</b>	104	1	10	52	2	214	36	28	2	2	51
		<b>Charges</b>	609	2	31	189	15	922	196	193	4	22	311
		<b>Grand Total Dispositions</b>	518	6	21	225	16	797	181	122	5	18	244
		Total Non-Trial Dispositions	431	5	18	173	13	608	140	93	4	16	207
		Total Bench Trial Dispositions	0	0	0	0	0	1	0	0	0	0	0
		Total Jury Trial Dispositions	5	0	0	0	0	4	9	1	0	0	0
		Other Manner of Disposition	82	1	3	52	3	184	32	28	1	2	37
<b>1st Judicial District</b>	<b>Carson City District Court</b>	<b>New Filings (cases)</b>	<b>8</b>	<b>0</b>	<b>0</b>	<b>3</b>	<b>0</b>	<b>11</b>	<b>0</b>	<b>3</b>	<b>0</b>	<b>0</b>	<b>1</b>
		<b>Reopened (cases)</b>	9	0	0	0	0	6	1	1	0	0	2
		<b>Charges</b>	10	0	1	3	0	15	4	4	0	0	1
		<b>Grand Total Dispositions</b>	6	0	0	2	0	13	3	0	0	0	1
		Total Non-Trial Dispositions	6	0	0	2	0	13	3	0	0	0	1
		Total Bench Trial Dispositions	0	0	0	0	0	0	0	0	0	0	0
		Total Jury Trial Dispositions	0	0	0	0	0	0	0	0	0	0	0
		Other Manner of Disposition	0	0	0	0	0	0	0	0	0	0	0
<b>Storey County District Court</b>	<b>New Filings (cases)</b>	<b>0</b>	<b>0</b>	<b>0</b>	<b>0</b>	<b>0</b>	<b>0</b>	<b>2</b>	<b>0</b>	<b>0</b>	<b>0</b>	<b>0</b>	<b>0</b>
	<b>Reopened (cases)</b>	0	0	0	0	0	0	0	0	0	0	0	
	<b>Charges</b>	0	0	0	0	0	2	0	0	0	0	2	
	<b>Grand Total Dispositions</b>	0	0	0	0	0	0	0	0	0	0	0	
	Total Non-Trial Dispositions	0	0	0	0	0	0	0	0	0	0	0	
	Total Bench Trial Dispositions	0	0	0	0	0	0	0	0	0	0	0	
	Total Jury Trial Dispositions	0	0	0	0	0	0	0	0	0	0	0	
	Other Manner of Disposition	0	0	0	0	0	0	0	0	0	0	0	
<b>2nd Judicial District</b>	<b>Washoe County District Court</b>	<b>New Filings (cases)</b>	<b>71</b>	<b>0</b>	<b>3</b>	<b>37</b>	<b>4</b>	<b>180</b>	<b>12</b>	<b>31</b>	<b>0</b>	<b>0</b>	<b>38</b>
		<b>Reopened (cases)</b>	10	1	0	12	0	81	14	8	1	0	12
		<b>Charges</b>	98	0	3	43	4	247	84	38	0	2	42
		<b>Grand Total Dispositions</b>	66	1	3	39	3	194	68	26	1	1	31
		Total Non-Trial Dispositions	42	0	3	25	3	109	58	20	0	1	23
		Total Bench Trial Dispositions	0	0	0	0	0	0	0	0	0	0	0
		Total Jury Trial Dispositions	2	0	0	0	0	0	0	0	0	0	0
		Other Manner of Disposition	22	1	0	14	0	85	10	6	1	0	8
<b>3rd Judicial District</b>	<b>Lyon County District Court</b>	<b>New Filings (cases)</b>	<b>10</b>	<b>0</b>	<b>0</b>	<b>1</b>	<b>1</b>	<b>6</b>	<b>2</b>	<b>2</b>	<b>1</b>	<b>0</b>	<b>1</b>
		<b>Reopened (cases)</b>	2	0	0	2	0	4	1	1	0	0	0
		<b>Charges</b>	15	0	0	2	1	11	2	2	1	0	2
		<b>Grand Total Dispositions</b>	15	0	0	6	1	17	5	3	2	0	0
		Total Non-Trial Dispositions	13	0	0	6	0	15	5	3	2	0	0
		Total Bench Trial Dispositions	0	0	0	0	0	0	0	0	0	0	0
		Total Jury Trial Dispositions	0	0	0	0	0	0	0	0	0	0	0
		Other Manner of Disposition	2	0	0	0	1	2	0	0	0	0	0
<b>4th Judicial District</b>	<b>Elko County District Court</b>	<b>New Filings (cases)</b>	<b>19</b>	<b>0</b>	<b>1</b>	<b>1</b>	<b>0</b>	<b>21</b>	<b>72</b>	<b>5</b>	<b>0</b>	<b>1</b>	<b>4</b>
		<b>Reopened (cases)</b>	6	0	0	0	0	5	18	0	0	0	1
		<b>Charges</b>	24	0	1	1	0	27	77	5	0	1	5
		<b>Grand Total Dispositions</b>	22	0	1	1	0	20	81	3	0	1	2
		Total Non-Trial Dispositions	18	0	1	1	0	12	54	2	0	1	1
		Total Bench Trial Dispositions	0	0	0	0	0	0	0	0	0	0	0
		Total Jury Trial Dispositions	0	0	0	0	0	3	9	1	0	0	0
		Other Manner of Disposition	4	0	0	0	0	5	18	0	0	0	1

<sup>a</sup> Totals reflect aggregate information from the Nevada District Courts. Information contained herein may reflect non-standard reporting and is noted by subsequent footnotes.

Source: Uniform System for Judicial Records, Nevada AOC, Research and Statistics Unit.

Table B1-2. Criminal Caseload Processed by District Courts in Nevada, Fiscal Year 2018.

District Court, Criminal Caseload, Gross Misdemeanor (2 of 3)			Crimes Against Persons, Gross Misdemeanor	Domestic Violence, Gross Misdemeanor	Elder Abuse, Gross Misdemeanor	Child Abuse & Neglect, Gross Misdemeanor	Protection Order Violation, Gross Misdemeanor	Crimes Against Property, Gross Misdemeanor	Drugs, Gross Misdemeanor	Weapons, Gross Misdemeanor	Motor Vehicle - Other, Gross Misdemeanor	Public Order, Gross Misdemeanor	Other, Gross Misdemeanor	
5th Judicial District	Esmeralda County District Court	<b>New Filings (cases)</b>	0	0	0	0	0	0	0	0	0	0	0	
		<b>Reopened (cases)</b>	0	0	0	0	0	0	0	0	0	0	0	
		<b>Charges</b>	0	0	0	0	0	0	0	0	0	0	0	0
		<b>Grand Total Dispositions</b>	0	0	0	0	0	0	0	0	0	0	0	0
		Total Non-Trial Dispositions	0	0	0	0	0	0	0	0	0	0	0	0
		Total Bench Trial Dispositions	0	0	0	0	0	0	0	0	0	0	0	0
		Total Jury Trial Dispositions	0	0	0	0	0	0	0	0	0	0	0	0
	Other Manner of Disposition	0	0	0	0	0	0	0	0	0	0	0	0	
	Nye County District Court	<b>New Filings (cases)</b>	12	0	0	6	0	15	2	1	0	4	0	
		<b>Reopened (cases)</b>	2	0	0	0	0	2	0	0	0	0	0	
		<b>Charges</b>	12	0	0	6	0	16	5	1	0	6	0	
		<b>Grand Total Dispositions</b>	22	0	0	8	0	21	2	0	0	3	2	
		Total Non-Trial Dispositions	20	0	0	8	0	19	1	0	0	3	2	
		Total Bench Trial Dispositions	0	0	0	0	0	0	0	0	0	0	0	
Total Jury Trial Dispositions		0	0	0	0	0	0	0	0	0	0	0		
Other Manner of Disposition	2	0	0	0	0	2	1	0	0	0	0			
6th Judicial District	Humboldt County District Court	<b>New Filings (cases)</b>	11	0	0	0	0	5	2	0	0	0		
		<b>Reopened (cases)</b>	0	0	0	0	0	0	0	0	0	0		
		<b>Charges</b>	11	0	0	0	0	5	2	0	0	0		
		<b>Grand Total Dispositions<sup>b</sup></b>	14	0	0	1	0	7	3	0	0	0		
		Total Non-Trial Dispositions	13	0	0	0	0	7	2	0	0	0		
		Total Bench Trial Dispositions	0	0	0	0	0	0	0	0	0	0		
		Total Jury Trial Dispositions	1	0	0	0	0	0	0	0	0	0		
Other Manner of Disposition	0	0	0	1	0	0	1	0	0	0				
7th Judicial District	Eureka County District Court	<b>New Filings (cases)</b>	0	0	2	0	0	0	0	0	0	0		
		<b>Reopened (cases)</b>	0	0	0	0	0	0	0	0	0	0		
		<b>Charges</b>	0	0	2	0	0	0	0	0	0	0		
		<b>Grand Total Dispositions</b>	0	0	0	0	0	1	0	0	0	0		
		Total Non-Trial Dispositions	0	0	0	0	0	1	0	0	0	0		
		Total Bench Trial Dispositions	0	0	0	0	0	0	0	0	0	0		
		Total Jury Trial Dispositions	0	0	0	0	0	0	0	0	0	0		
	Other Manner of Disposition	0	0	0	0	0	0	0	0	0	0			
	Lincoln County District Court	<b>New Filings (cases)</b>	0	0	0	0	0	3	0	0	0	0		
		<b>Reopened (cases)</b>	0	0	0	0	0	0	1	0	0	0		
		<b>Charges</b>	0	0	0	0	0	3	0	0	0	2		
		<b>Grand Total Dispositions</b>	0	0	0	0	0	3	1	0	0	0		
		Total Non-Trial Dispositions	0	0	0	0	0	2	1	0	0	0		
		Total Bench Trial Dispositions	0	0	0	0	0	1	0	0	0	0		
Total Jury Trial Dispositions		0	0	0	0	0	0	0	0	0	0			
Other Manner of Disposition	0	0	0	0	0	0	0	0	0	0				
White Pine County District Court	<b>New Filings (cases)</b>	8	0	0	0	0	1	0	1	0	0			
	<b>Reopened (cases)</b>	1	0	0	0	0	0	0	0	0	0			
	<b>Charges</b>	12	0	0	0	0	2	0	2	0	0			
	<b>Grand Total Dispositions</b>	8	1	0	0	0	1	0	0	0	0			
	Total Non-Trial Dispositions	6	1	0	0	0	0	0	0	0	0			
	Total Bench Trial Dispositions	0	0	0	0	0	0	0	0	0	0			
	Total Jury Trial Dispositions	1	0	0	0	0	0	0	0	0	0			
Other Manner of Disposition	1	0	0	0	0	1	0	0	0	0				

<sup>b</sup> Include administrative closures.

Source: Uniform System for Judicial Records, Nevada AOC, Research and Statistics Unit.

Table B1-2. Criminal Caseload Processed by District Courts in Nevada, Fiscal Year 2018.

District Court, Criminal Caseload, Gross Misdemeanor (3 of 3)		Crimes Against Persons, Gross Misdemeanor	Domestic Violence, Gross Misdemeanor	Elder Abuse, Gross Misdemeanor	Child Abuse & Neglect, Gross Misdemeanor	Protection Order Violation, Gross Misdemeanor	Crimes Against Property, Gross Misdemeanor	Drugs, Gross Misdemeanor	Weapons, Gross Misdemeanor	Motor Vehicle - Other, Gross Misdemeanor	Public Order, Gross Misdemeanor	Other, Gross Misdemeanor		
8th Judicial District	Clark County	Clark County District Court	<b>New Filings (cases)</b>	257	2	11	107	5	371	4	73	3	12	175
		<b>Reopened (cases)</b>	65	0	8	37	2	115	0	18	1	2	33	
		<b>Charges</b>	410	2	21	128	10	583	4	133	3	13	251	
		<b>Grand Total Dispositions</b>	331	4	14	159	11	512	6	84	2	13	198	
		Total Non-Trial Dispositions	291	4	13	123	9	423	5	62	2	11	173	
		Total Bench Trial Dispositions	0	0	0	0	0	0	0	0	0	0	0	
		Total Jury Trial Dispositions	0	0	0	0	0	1	0	0	0	0	0	
Other Manner of Disposition	40	0	1	36	2	88	1	22	0	2	25			
9th Judicial District	Douglas County	Douglas County District Court	<b>New Filings (cases)</b>	0	0	0	4	0	3	0	1	0	0	2
		<b>Reopened (cases) <sup>c</sup></b>	-	-	-	-	-	-	-	-	-	-	-	
		<b>Charges</b>	0	0	0	4	0	3	0	1	0	0	2	
		<b>Grand Total Dispositions</b>	0	0	0	5	0	1	0	1	0	0	2	
		Total Non-Trial Dispositions	0	0	0	5	0	1	0	1	0	0	2	
		Total Bench Trial Dispositions	0	0	0	0	0	0	0	0	0	0	0	
		Total Jury Trial Dispositions	0	0	0	0	0	0	0	0	0	0	0	
Other Manner of Disposition	0	0	0	0	0	0	0	0	0	0	0			
10th Judicial District	Churchill County	Churchill County District Court	<b>New Filings (cases)</b>	9	0	0	1	0	4	1	4	0	0	1
		<b>Reopened (cases)</b>	7	0	0	1	0	1	0	0	0	0	1	
		<b>Charges</b>	9	0	0	1	0	4	1	4	0	0	1	
		<b>Grand Total Dispositions</b>	16	0	0	2	0	6	2	3	0	0	2	
		Total Non-Trial Dispositions	8	0	0	1	0	5	2	3	0	0	1	
		Total Bench Trial Dispositions	0	0	0	0	0	0	0	0	0	0	0	
		Total Jury Trial Dispositions	1	0	0	0	0	0	0	0	0	0	0	
Other Manner of Disposition	7	0	0	1	0	1	0	0	0	0	1			
11th Judicial District	Lander County	Lander County District Court	<b>New Filings (cases)</b>	1	0	1	1	0	2	0	1	0	0	1
		<b>Reopened (cases)</b>	0	0	2	0	0	0	1	0	0	0	2	
		<b>Charges</b>	1	0	3	1	0	2	0	1	0	0	1	
		<b>Grand Total Dispositions</b>	5	0	3	1	0	1	2	1	0	0	4	
		Total Non-Trial Dispositions	4	0	1	1	0	1	1	1	0	0	2	
		Total Bench Trial Dispositions	0	0	0	0	0	0	0	0	0	0	0	
	Total Jury Trial Dispositions	0	0	0	0	0	0	0	0	0	0	0		
	Other Manner of Disposition	1	0	2	0	0	0	1	0	0	0	2		
	Mineral County	Mineral County District Court	<b>New Filings (cases)</b>	5	0	0	0	0	2	0	0	0	0	1
		<b>Reopened (cases)</b>	0	0	0	0	0	0	0	0	0	0	0	
		<b>Charges</b>	5	0	0	0	0	2	0	0	0	0	1	
		<b>Grand Total Dispositions</b>	6	0	0	0	1	0	0	0	0	0	1	
		Total Non-Trial Dispositions	6	0	0	0	1	0	0	0	0	0	1	
		Total Bench Trial Dispositions	0	0	0	0	0	0	0	0	0	0	0	
Total Jury Trial Dispositions	0	0	0	0	0	0	0	0	0	0	0			
Other Manner of Disposition	0	0	0	0	0	0	0	0	0	0	0			
Pershing County	Pershing County District Court	<b>New Filings (cases)</b>	2	0	0	0	0	0	9	2	0	0	1	
	<b>Reopened (cases)</b>	2	0	0	0	0	0	0	0	0	0	0		
	<b>Charges</b>	2	0	0	0	0	0	17	2	0	0	1		
	<b>Grand Total Dispositions</b>	7	0	0	1	0	0	8	1	0	0	1		
	Total Non-Trial Dispositions	4	0	0	1	0	0	8	1	0	0	1		
	Total Bench Trial Dispositions	0	0	0	0	0	0	0	0	0	0	0		
Total Jury Trial Dispositions	0	0	0	0	0	0	0	0	0	0	0			
Other Manner of Disposition	3	0	0	0	0	0	0	0	0	0	0			

<sup>c</sup> Reopened cases not reported.

Source: Uniform System for Judicial Records, Nevada AOC, Research and Statistics Unit.

Table B2-1. Civil Caseload Processed by District Courts in Nevada, Fiscal Year 2018.

District Court, Civil Caseload, Aggregate (1 of 3)			Real Property	Tort	Probate	Construction Defect	Contract	Judicial Review/ Appeal	Civil Writ	Other Civil	Totals	
<b>Totals<sup>a</sup></b>	<b>Nevada District Courts</b>	<b>New Filings (cases)</b>	<b>1,128</b>	<b>8,727</b>	<b>5,325</b>	<b>20</b>	<b>2,742</b>	<b>2,207</b>	<b>1,432</b>	<b>6,967</b>	<b>28,548</b>	
		<b>Reopened (cases)</b>	270	254	190	9	125	39	27	253	1,167	
		<b>Grand Total Dispositions</b>	<b>1,814</b>	<b>9,110</b>	<b>6,462</b>	<b>90</b>	<b>3,421</b>	<b>2,015</b>	<b>1,224</b>	<b>7,686</b>	<b>31,822</b>	
		Total Non-Trial Dispositions	1,640	8,763	6,243	87	3,206	1,630	1,061	6,481	29,111	
		Total Bench Trial Dispositions	82	36	19	0	51	6	2	20	216	
		Total Jury Trial Dispositions	9	107	0	0	12	0	0	7	135	
		Other Manner of Disposition	83	204	200	3	152	379	161	1,178	2,360	
<b>1st Judicial District</b>	<b>Carson City District Court</b>	<b>New Filings (cases)</b>	<b>19</b>	<b>62</b>	<b>138</b>	<b>0</b>	<b>21</b>	<b>152</b>	<b>30</b>	<b>104</b>	<b>526</b>	
		<b>Reopened (cases)</b>	1	3	3	0	2	0	0	7	16	
		<b>Grand Total Dispositions</b>	<b>12</b>	<b>60</b>	<b>51</b>	<b>0</b>	<b>31</b>	<b>144</b>	<b>19</b>	<b>86</b>	<b>403</b>	
		Total Non-Trial Dispositions	11	59	48	0	30	142	19	82	391	
		Total Bench Trial Dispositions	0	0	0	0	1	1	0	2	4	
		Total Jury Trial Dispositions	0	1	0	0	0	0	0	0	1	
		Other Manner of Disposition	1	0	3	0	0	1	0	2	7	
	<b>Storey County District Court</b>	<b>New Filings (cases)</b>	<b>5</b>	<b>2</b>	<b>10</b>	<b>0</b>	<b>0</b>	<b>2</b>	<b>0</b>	<b>0</b>	<b>5</b>	<b>24</b>
		<b>Reopened (cases)</b>	1	0	0	0	0	0	0	0	0	1
		<b>Grand Total Dispositions</b>	<b>11</b>	<b>1</b>	<b>19</b>	<b>0</b>	<b>5</b>	<b>4</b>	<b>2</b>	<b>4</b>	<b>46</b>	
		Total Non-Trial Dispositions	10	1	7	0	5	4	1	4	32	
		Total Bench Trial Dispositions	0	0	0	0	0	0	1	0	1	
		Total Jury Trial Dispositions	0	0	0	0	0	0	0	0	0	
	Other Manner of Disposition	1	0	12	0	0	0	0	0	13		
<b>2nd Judicial District</b>	<b>Washoe County District Court</b>	<b>New Filings (cases)</b>	<b>87</b>	<b>548</b>	<b>743</b>	<b>7</b>	<b>123</b>	<b>356</b>	<b>16</b>	<b>1,242</b>	<b>3,122</b>	
		<b>Reopened (cases)</b>	23	56	11	4	29	21	4	112	260	
		<b>Grand Total Dispositions</b>	<b>107</b>	<b>642</b>	<b>864</b>	<b>30</b>	<b>193</b>	<b>318</b>	<b>22</b>	<b>1,403</b>	<b>3,579</b>	
		Total Non-Trial Dispositions	90	548	853	27	165	101	12	612	2,408	
		Total Bench Trial Dispositions	2	1	2	0	2	0	0	1	8	
		Total Jury Trial Dispositions	0	9	0	0	2	0	0	1	12	
	Other Manner of Disposition	15	84	9	3	24	217	10	789	1,151		
<b>3rd Judicial District</b>	<b>Lyon County District Court</b>	<b>New Filings (cases)</b>	<b>50</b>	<b>17</b>	<b>145</b>	<b>0</b>	<b>27</b>	<b>11</b>	<b>8</b>	<b>46</b>	<b>304</b>	
		<b>Reopened (cases)</b>	2	1	10	0	3	0	0	1	17	
		<b>Grand Total Dispositions</b>	<b>49</b>	<b>19</b>	<b>129</b>	<b>0</b>	<b>35</b>	<b>19</b>	<b>8</b>	<b>46</b>	<b>305</b>	
		Total Non-Trial Dispositions	35	14	115	0	25	6	4	24	223	
		Total Bench Trial Dispositions	3	0	0	0	0	1	0	0	4	
		Total Jury Trial Dispositions	0	0	0	0	0	0	0	0	0	
	Other Manner of Disposition	11	5	14	0	10	12	4	22	78		
<b>4th Judicial District</b>	<b>Elko County District Court</b>	<b>New Filings (cases)</b>	<b>18</b>	<b>33</b>	<b>91</b>	<b>0</b>	<b>21</b>	<b>29</b>	<b>18</b>	<b>54</b>	<b>264</b>	
		<b>Reopened (cases)</b>	2	2	62	0	1	2	0	18	87	
		<b>Grand Total Dispositions</b>	<b>12</b>	<b>28</b>	<b>123</b>	<b>0</b>	<b>28</b>	<b>16</b>	<b>18</b>	<b>95</b>	<b>320</b>	
		Total Non-Trial Dispositions	11	22	62	0	21	8	17	68	209	
		Total Bench Trial Dispositions	0	0	0	0	0	0	0	0	0	
		Total Jury Trial Dispositions	0	1	0	0	0	0	0	0	1	
	Other Manner of Disposition	1	5	61	0	7	8	1	27	110		

<sup>a</sup> Totals reflect aggregate information from the Nevada District Courts. Information contained herein may reflect non-standard reporting and is noted by subsequent footnotes.  
Source: Uniform System for Judicial Records, Nevada AOC, Research and Statistics Unit.

Table B2-1. Civil Caseload Processed by District Courts in Nevada, Fiscal Year 2018.

District Court, Civil Caseload, Aggregate (2 of 3)		Real Property	Tort	Probate	Construction Defect	Contract	Judicial Review/ Appeal	Civil Writ	Other Civil	Totals	
5th Judicial District	Esmeralda County District Court	<b>New Filings (cases)</b>	1	1	7	0	0	8	0	0	17
		Reopened (cases)	0	0	0	0	0	0	0	0	0
		<b>Grand Total Dispositions</b>	1	0	2	0	0	1	0	0	4
		Total Non-Trial Dispositions	0	0	1	0	0	1	0	0	2
		Total Bench Trial Dispositions	0	0	0	0	0	0	0	0	0
		Total Jury Trial Dispositions	0	0	0	0	0	0	0	0	0
		Other Manner of Disposition	1	0	1	0	0	0	0	0	2
	Nye County District Court	<b>New Filings (cases)</b>	39	30	229	0	44	13	21	31	407
		Reopened (cases)	1	0	5	0	1	0	0	0	7
		<b>Grand Total Dispositions</b>	22	18	99	0	34	6	15	22	216
		Total Non-Trial Dispositions	16	17	73	0	19	5	5	17	152
	Total Bench Trial Dispositions	0	0	0	0	0	0	0	0	0	
	Total Jury Trial Dispositions	0	0	0	0	0	0	0	0	0	
	Other Manner of Disposition	6	1	26	0	15	1	10	5	64	
6th Judicial District	Humboldt County District Court	<b>New Filings (cases)</b>	6	12	44	0	17	11	116	16	222
		Reopened (cases)	0	0	2	0	0	1	1	1	5
		<b>Grand Total Dispositions</b>	6	11	44	0	12	9	115	18	215
		Total Non-Trial Dispositions	5	11	36	0	9	0	12	10	83
		Total Bench Trial Dispositions	0	0	0	0	0	1	0	0	1
		Total Jury Trial Dispositions	0	0	0	0	0	0	0	0	0
	Other Manner of Disposition	1	0	8	0	3	8	103	8	131	
7th Judicial District	Eureka County District Court	<b>New Filings (cases)</b>	0	1	10	0	1	1	0	2	15
		Reopened (cases)	0	0	1	0	0	0	0	0	1
		<b>Grand Total Dispositions</b>	0	0	8	0	2	2	0	1	13
		Total Non-Trial Dispositions	0	0	8	0	1	2	0	1	12
		Total Bench Trial Dispositions	0	0	0	0	0	0	0	0	0
		Total Jury Trial Dispositions	0	0	0	0	0	0	0	0	0
		Other Manner of Disposition	0	0	0	0	1	0	0	0	1
	Lincoln County District Court	<b>New Filings (cases)</b>	2	1	17	0	0	0	26	3	49
		Reopened (cases)	0	0	0	0	0	0	0	0	0
		<b>Grand Total Dispositions</b>	1	0	13	0	0	0	16	4	34
		Total Non-Trial Dispositions	1	0	13	0	0	0	16	4	34
		Total Bench Trial Dispositions	0	0	0	0	0	0	0	0	0
		Total Jury Trial Dispositions	0	0	0	0	0	0	0	0	0
		Other Manner of Disposition	0	0	0	0	0	0	0	0	0
	White Pine County District Court	<b>New Filings (cases)</b>	8	4	26	0	16	16	111	24	205
	Reopened (cases)	1	0	2	0	0	0	4	4	11	
	<b>Grand Total Dispositions</b>	10	5	22	0	6	15	84	22	164	
	Total Non-Trial Dispositions	10	5	22	0	6	15	83	18	159	
	Total Bench Trial Dispositions	0	0	0	0	0	0	0	3	3	
	Total Jury Trial Dispositions	0	0	0	0	0	0	0	0	0	
	Other Manner of Disposition	0	0	0	0	0	0	1	1	2	

Source: Uniform System for Judicial Records, Nevada AOC, Research and Statistics Unit.



Table B2-1. Civil Caseload Processed by District Courts in Nevada, Fiscal Year 2018.

District Court, Civil Caseload, Aggregate (3 of 3)			Real Property	Tort	Probate	Construction Defect	Contract	Judicial Review/ Appeal	Civil Writ	Other Civil	Totals
8th Judicial District	Clark County District Court	<b>New Filings (cases)</b>	841	7,965	3,658	12	2,431	1,576	1,076	5,256	22,815
		<b>Reopened (cases)</b>	239	191	43	5	89	13	18	103	701
		<b>Grand Total Dispositions</b>	1,526	8,251	4,768	60	3,037	1,459	905	5,756	25,762
		Total Non-Trial Dispositions	1,399	8,016	4,751	60	2,888	1,329	884	5,514	24,841
		Total Bench Trial Dispositions	77	35	17	0	48	3	1	14	195
		Total Jury Trial Dispositions	9	96	0	0	10	0	0	6	121
		Other Manner of Disposition	41	104	0	0	91	127	20	222	605
9th Judicial District	Douglas County District Court	<b>New Filings (cases)</b>	32	35	109	1	28	15	1	100	321
		<b>Reopened (cases)<sup>b</sup></b>	-	-	-	-	-	-	-	-	- <sup>b</sup>
		<b>Grand Total Dispositions</b>	34	51	159	0	23	7	2	127	403
		Total Non-Trial Dispositions	32	48	158	0	23	7	2	81	351
		Total Bench Trial Dispositions	0	0	0	0	0	0	0	0	0
		Total Jury Trial Dispositions	0	0	0	0	0	0	0	0	0
		Other Manner of Disposition	2	3	1	0	0	0	0	46	52
10th Judicial District	Churchill County District Court	<b>New Filings (cases)</b>	11	9	57	0	10	10	1	12	110
		<b>Reopened (cases)</b>	0	0	47	0	0	2	0	5	54
		<b>Grand Total Dispositions</b>	16	14	96	0	10	10	2	18	166
		Total Non-Trial Dispositions	16	14	96	0	10	9	2	18	165
		Total Bench Trial Dispositions	0	0	0	0	0	0	0	0	0
		Total Jury Trial Dispositions	0	0	0	0	0	0	0	0	0
		Other Manner of Disposition	0	0	0	0	0	1	0	0	1
11th Judicial District	Lander County District Court	<b>New Filings (cases)</b>	2	0	9	0	1	0	1	16	29
		<b>Reopened (cases)</b>	0	0	0	0	0	0	0	0	0
		<b>Grand Total Dispositions</b>	1	1	11	0	2	0	1	10	26
		Total Non-Trial Dispositions	0	1	0	0	2	0	0	6	9
		Total Bench Trial Dispositions	0	0	0	0	0	0	0	0	0
		Total Jury Trial Dispositions	0	0	0	0	0	0	0	0	0
		Other Manner of Disposition	1	0	11	0	0	0	1	4	17
	Mineral County District Court	<b>New Filings (cases)</b>	3	1	12	0	0	3	0	6	25
		<b>Reopened (cases)</b>	0	0	0	0	0	0	0	0	0
		<b>Grand Total Dispositions</b>	0	0	0	0	1	1	0	4	6
		Total Non-Trial Dispositions	0	0	0	0	1	0	0	3	4
		Total Bench Trial Dispositions	0	0	0	0	0	0	0	0	0
		Total Jury Trial Dispositions	0	0	0	0	0	0	0	0	0
		Other Manner of Disposition	0	0	0	0	0	1	0	1	2
	Pershing County District Court	<b>New Filings (cases)</b>	4	6	20	0	2	4	7	50	93
		<b>Reopened (cases)</b>	0	1	4	0	0	0	0	2	7
		<b>Grand Total Dispositions<sup>c</sup></b>	6	9	54	0	2	4	15	70	160 <sup>c</sup>
Total Non-Trial Dispositions		4	7	0	0	1	1	4	19	36	
Total Bench Trial Dispositions		0	0	0	0	0	0	0	0	0	
Total Jury Trial Dispositions		0	0	0	0	0	0	0	0	0	
Other Manner of Disposition		2	2	54	0	1	3	11	51	124	

<sup>b</sup> Reopened cases not reported.

<sup>c</sup> Include administrative closures.

Source: Uniform System for Judicial Records, Nevada AOC, Research and Statistics Unit.

Table B2-2. Civil Caseload Processed by District Courts in Nevada, Fiscal Year 2018.

District Court Civil Caseload, Real Property and Tort (1 of 3)			Real Property						Tort											
			Unlawful Detainer	Other Landlord/ Tenant	Judicial Foreclosure	Other Title to Property	Condemnation/ Eminent Domain	Other Real Property	Auto Negligence	Premises Liability	Other Negligence	Medical/Dental	Legal	Accounting	Other Malpractice	Product Liability	Intentional Misconduct	Employment Tort	Insurance Tort	Other Tort
<b>Totals<sup>a</sup></b>	Nevada District Courts	<b>New Filings (cases)</b>	44	75	100	610	16	283	5,822	1,246	487	184	30	1	10	70	216	92	119	450
		<b>Reopened (cases)</b>	3	1	13	217	2	34	128	43	24	8	0	1	3	10	10	1	16	19
		<b>Grand Total Dispositions</b>	46	112	160	1,128	17	351	6,020	1,352	537	193	37	4	14	83	209	108	120	433
		Total Non-Trial Dispositions	42	103	143	1,011	16	325	5,830	1,320	505	179	35	4	13	75	191	97	115	399
		Total Bench Trial Dispositions	1	3	5	64	0	9	14	1	4	0	0	0	0	1	6	0	0	10
		Total Jury Trial Dispositions	0	1	0	8	0	0	80	7	4	11	0	0	0	1	1	1	0	2
	Other Manner of Disposition	3	5	12	45	1	17	96	24	24	3	2	0	1	6	11	10	5	22	
<b>1st Judicial District</b>	Carson City District Court	<b>New Filings (cases)</b>	0	0	5	9	0	5	23	7	6	5	0	0	1	0	2	0	2	16
		<b>Reopened (cases)</b>	0	0	0	0	0	1	0	2	1	0	0	0	0	0	0	0	0	0
		<b>Grand Total Dispositions</b>	0	1	2	5	0	4	27	8	7	5	0	0	0	0	2	1	4	6
		Total Non-Trial Dispositions	0	1	2	5	0	3	26	8	7	5	0	0	0	0	2	1	4	6
		Total Bench Trial Dispositions	0	0	0	0	0	0	0	0	0	0	0	0	0	0	0	0	0	0
		Total Jury Trial Dispositions	0	0	0	0	0	0	1	0	0	0	0	0	0	0	0	0	0	0
		Other Manner of Disposition	0	0	0	0	0	1	0	0	0	0	0	0	0	0	0	0	0	
	Storey County District Court	<b>New Filings (cases)</b>	0	0	0	3	0	2	0	0	0	0	0	0	0	0	0	0	0	2
		<b>Reopened (cases)</b>	0	0	0	1	0	0	0	0	0	0	0	0	0	0	0	0	0	0
		<b>Grand Total Dispositions</b>	0	0	0	9	0	2	0	0	0	0	0	0	0	0	0	0	0	1
Total Non-Trial Dispositions		0	0	0	9	0	1	0	0	0	0	0	0	0	0	0	0	0	1	
Total Bench Trial Dispositions		0	0	0	0	0	0	0	0	0	0	0	0	0	0	0	0	0	0	
Total Jury Trial Dispositions		0	0	0	0	0	0	0	0	0	0	0	0	0	0	0	0	0	0	
	Other Manner of Disposition	0	0	0	0	0	1	0	0	0	0	0	0	0	0	0	0	0		
<b>2nd Judicial District</b>	Washoe County District Court	<b>New Filings (cases)</b>	1	4	18	62	2	0	320	55	54	17	2	0	1	12	18	3	18	48
		<b>Reopened (cases)</b>	0	0	7	16	0	0	34	6	4	0	0	0	1	1	1	1	2	6
		<b>Grand Total Dispositions</b>	2	8	20	77	0	0	367	73	71	15	2	0	3	19	14	9	23	46
		Total Non-Trial Dispositions	2	8	20	60	0	0	317	65	62	14	2	0	2	15	10	6	20	35
		Total Bench Trial Dispositions	0	0	0	2	0	0	1	0	0	0	0	0	0	0	0	0	0	0
		Total Jury Trial Dispositions	0	0	0	0	0	0	6	1	0	1	0	0	0	0	0	0	0	1
	Other Manner of Disposition	0	0	0	15	0	0	43	7	9	0	0	0	1	4	4	3	3	10	
<b>3rd Judicial District</b>	Lyon County District Court	<b>New Filings (cases)</b>	1	1	9	25	5	9	8	1	4	1	0	0	0	0	0	0	1	2
		<b>Reopened (cases)</b>	0	0	1	0	0	1	0	0	0	0	0	0	0	0	1	0	0	0
		<b>Grand Total Dispositions</b>	1	0	14	23	2	9	7	2	6	0	0	0	0	0	1	0	1	2
		Total Non-Trial Dispositions	0	0	8	20	2	5	5	2	5	0	0	0	0	0	0	0	0	2
		Total Bench Trial Dispositions	1	0	0	1	0	1	0	0	0	0	0	0	0	0	0	0	0	0
		Total Jury Trial Dispositions	0	0	0	0	0	0	0	0	0	0	0	0	0	0	0	0	0	0
	Other Manner of Disposition	0	0	6	2	0	3	2	0	1	0	0	0	0	1	0	0	1	0	
<b>4th Judicial District</b>	Elko County District Court	<b>New Filings (cases)</b>	0	2	1	10	1	4	20	7	4	0	0	0	0	0	0	0	1	1
		<b>Reopened (cases)</b>	0	0	1	1	0	0	1	1	0	0	0	0	0	0	0	0	0	0
		<b>Grand Total Dispositions</b>	0	1	2	3	0	6	16	7	2	1	0	0	0	0	0	0	2	0
		Total Non-Trial Dispositions	0	1	1	3	0	6	13	6	2	0	0	0	0	0	0	0	1	0
		Total Bench Trial Dispositions	0	0	0	0	0	0	0	0	0	0	0	0	0	0	0	0	0	0
		Total Jury Trial Dispositions	0	0	0	0	0	0	0	0	0	1	0	0	0	0	0	0	0	0
	Other Manner of Disposition	0	0	1	0	0	0	3	1	0	0	0	0	0	0	0	0	1	0	

<sup>a</sup> Totals reflect aggregate information from the Nevada District Courts. Information contained herein may reflect non-standard reporting and is noted by subsequent footnotes.

Source: Uniform System for Judicial Records, Nevada AOC, Research and Statistics Unit.

Table B2-2. Civil Caseload Processed by District Courts in Nevada, Fiscal Year 2018.

District Court Civil Caseload, Real Property and Tort (2 of 3)			Real Property						Tort											
			Unlawful Detainer	Other Landlord/ Tenant	Judicial Foreclosure	Other Title to Property	Condemnation/ Eminent Domain	Other Real Property	Auto Negligence	Premises Liability	Other Negligence	Medical/Dental	Legal	Accounting	Other Malpractice	Product Liability	Intentional Misconduct	Employment Tort	Insurance Tort	Other Tort
5th Judicial District	Esmeralda County District Court	New Filings (cases)	0	0	0	1	0	0	1	0	0	0	0	0	0	0	0	0	0	
		Reopened (cases)	0	0	0	0	0	0	0	0	0	0	0	0	0	0	0	0	0	0
		<b>Grand Total Dispositions</b>	0	0	0	1	0	0	0	0	0	0	0	0	0	0	0	0	0	0
		Total Non-Trial Dispositions	0	0	0	0	0	0	0	0	0	0	0	0	0	0	0	0	0	0
		Total Bench Trial Dispositions	0	0	0	0	0	0	0	0	0	0	0	0	0	0	0	0	0	0
		Total Jury Trial Dispositions	0	0	0	0	0	0	0	0	0	0	0	0	0	0	0	0	0	0
	Other Manner of Disposition	0	0	0	1	0	0	0	0	0	0	0	0	0	0	0	0	0	0	
	Nye County District Court	New Filings (cases)	0	2	4	30	1	2	4	0	7	2	0	0	1	0	8	0	0	8
		Reopened (cases)	0	0	0	1	0	0	0	0	0	0	0	0	0	0	0	0	0	0
		<b>Grand Total Dispositions</b>	0	0	2	20	0	0	6	1	5	0	1	0	0	1	1	1	0	2
Total Non-Trial Dispositions		0	0	2	14	0	0	5	1	5	0	1	0	0	1	1	1	0	2	
Total Bench Trial Dispositions		0	0	0	0	0	0	0	0	0	0	0	0	0	0	0	0	0	0	
Total Jury Trial Dispositions		0	0	0	0	0	0	0	0	0	0	0	0	0	0	0	0	0	0	
Other Manner of Disposition	0	0	0	6	0	0	1	0	0	0	0	0	0	0	0	0	0	0		
6th Judicial District	Humboldt County District Court	New Filings (cases)	0	0	0	4	0	2	4	3	2	0	0	0	0	1	0	0	2	
		Reopened (cases)	0	0	0	0	0	0	0	0	0	0	0	0	0	0	0	0	0	0
		<b>Grand Total Dispositions</b>	0	0	1	4	0	1	4	3	1	0	0	0	0	1	0	0	0	2
		Total Non-Trial Dispositions	0	0	1	4	0	0	4	3	1	0	0	0	0	1	0	0	0	2
		Total Bench Trial Dispositions	0	0	0	0	0	0	0	0	0	0	0	0	0	0	0	0	0	0
		Total Jury Trial Dispositions	0	0	0	0	0	0	0	0	0	0	0	0	0	0	0	0	0	0
Other Manner of Disposition	0	0	0	0	0	1	0	0	0	0	0	0	0	0	0	0	0	0		
7th Judicial District	Eureka County District Court	New Filings (cases)	0	0	0	0	0	0	0	1	0	0	0	0	0	0	0	0	0	
		Reopened (cases)	0	0	0	0	0	0	0	0	0	0	0	0	0	0	0	0	0	0
		<b>Grand Total Dispositions</b>	0	0	0	0	0	0	0	0	0	0	0	0	0	0	0	0	0	0
		Total Non-Trial Dispositions	0	0	0	0	0	0	0	0	0	0	0	0	0	0	0	0	0	0
		Total Bench Trial Dispositions	0	0	0	0	0	0	0	0	0	0	0	0	0	0	0	0	0	0
		Total Jury Trial Dispositions	0	0	0	0	0	0	0	0	0	0	0	0	0	0	0	0	0	0
	Other Manner of Disposition	0	0	0	0	0	0	0	0	0	0	0	0	0	0	0	0	0	0	
	Lincoln County District Court	New Filings (cases)	0	0	0	2	0	0	0	1	0	0	0	0	0	0	0	0	0	0
		Reopened (cases)	0	0	0	0	0	0	0	0	0	0	0	0	0	0	0	0	0	0
		<b>Grand Total Dispositions</b>	0	0	0	1	0	0	0	0	0	0	0	0	0	0	0	0	0	0
		Total Non-Trial Dispositions	0	0	0	1	0	0	0	0	0	0	0	0	0	0	0	0	0	0
		Total Bench Trial Dispositions	0	0	0	0	0	0	0	0	0	0	0	0	0	0	0	0	0	0
Total Jury Trial Dispositions		0	0	0	0	0	0	0	0	0	0	0	0	0	0	0	0	0	0	
Other Manner of Disposition	0	0	0	0	0	0	0	0	0	0	0	0	0	0	0	0	0	0		
White Pine County District Court	New Filings (cases)	0	0	1	5	0	2	1	1	1	1	0	0	0	0	0	0	0	0	
	Reopened (cases)	0	0	0	0	0	1	0	0	0	0	0	0	0	0	0	0	0	0	
	<b>Grand Total Dispositions</b>	0	0	1	7	0	2	1	1	1	1	0	0	0	1	1	1	0	0	
	Total Non-Trial Dispositions	0	0	1	7	0	2	1	1	0	1	0	0	0	1	1	1	0	0	
	Total Bench Trial Dispositions	0	0	0	0	0	0	0	0	0	0	0	0	0	0	0	0	0	0	
	Total Jury Trial Dispositions	0	0	0	0	0	0	0	0	0	0	0	0	0	0	0	0	0	0	
Other Manner of Disposition	0	0	0	0	0	0	0	0	0	0	0	0	0	0	0	0	0	0		

Source: Uniform System for Judicial Records, Nevada AOC, Research and Statistics Unit.

Table B2-2. Civil Caseload Processed by District Courts in Nevada, Fiscal Year 2018.

District Court Civil Caseload, Real Property and Tort (3 of 3)			Real Property						Tort											
			Unlawful Detainer	Other Landlord/ Tenant	Judicial Foreclosure	Other Title to Property	Condemnation/ Eminent Domain	Other Real Property	Auto Negligence	Premises Liability	Other Negligence	Medical/Dental	Legal	Accounting	Other Malpractice	Product Liability	Intentional Misconduct	Employment Tort	Insurance Tort	Other Tort
8th Judicial District	Clark County District Court	<b>New Filings (cases)</b>	41	64	59	426	6	245	5,416	1,164	406	158	27	1	7	58	179	87	97	365
		<b>Reopened (cases)</b>	3	1	4	198	2	31	93	34	19	8	0	1	0	2	7	0	14	13
		<b>Grand Total Dispositions</b>	42	101	115	947	15	306	5,569	1,231	433	169	33	4	11	63	182	96	90	370
		Total Non-Trial Dispositions	39	92	105	861	14	288	5,437	1,208	413	157	31	4	11	59	171	88	90	347
		Total Bench Trial Dispositions	0	3	5	61	0	8	13	1	4	0	0	0	0	1	6	0	0	10
		Total Jury Trial Dispositions	0	1	0	8	0	0	73	6	4	9	0	0	0	1	1	1	0	1
Other Manner of Disposition	3	5	5	17	1	10	46	16	12	3	2	0	0	2	4	7	0	12		
9th Judicial District	Douglas County District Court	<b>New Filings (cases)</b>	0	2	2	20	0	8	21	5	0	0	0	0	0	4	1	0	4	
		<b>Reopened (cases)<sup>b</sup></b>	-	-	-	-	-	-	-	-	-	-	-	-	-	-	-	-	-	-
		<b>Grand Total Dispositions</b>	0	0	1	19	0	14	16	19	11	2	0	0	0	0	2	0	0	1
		Total Non-Trial Dispositions	0	0	1	18	0	13	15	19	9	2	0	0	0	0	2	0	0	1
		Total Bench Trial Dispositions	0	0	0	0	0	0	0	0	0	0	0	0	0	0	0	0	0	0
		Total Jury Trial Dispositions	0	0	0	0	0	0	0	0	0	0	0	0	0	0	0	0	0	0
Other Manner of Disposition	0	0	0	1	0	1	1	0	2	0	0	0	0	0	0	0	0	0		
10th Judicial District	Churchill County District Court	<b>New Filings (cases)</b>	1	0	1	5	1	3	4	1	2	0	0	0	0	1	1	0	0	
		<b>Reopened (cases)</b>	0	0	0	0	0	0	0	0	0	0	0	0	0	0	0	0	0	
		<b>Grand Total Dispositions</b>	1	1	1	6	0	7	5	7	0	0	0	0	0	0	0	0	0	
		Total Non-Trial Dispositions	1	1	1	6	0	7	5	7	0	0	0	0	0	0	0	0	0	2
		Total Bench Trial Dispositions	0	0	0	0	0	0	0	0	0	0	0	0	0	0	0	0	0	0
		Total Jury Trial Dispositions	0	0	0	0	0	0	0	0	0	0	0	0	0	0	0	0	0	0
Other Manner of Disposition	0	0	0	0	0	0	0	0	0	0	0	0	0	0	0	0	0	0		
11th Judicial District	Lander County District Court	<b>New Filings (cases)</b>	0	0	0	2	0	0	0	0	0	0	0	0	0	0	0	0	0	
		<b>Reopened (cases)</b>	0	0	0	0	0	0	0	0	0	0	0	0	0	0	0	0	0	
		<b>Grand Total Dispositions</b>	0	0	0	1	0	0	1	0	0	0	0	0	0	0	0	0	0	
		Total Non-Trial Dispositions	0	0	0	0	0	0	1	0	0	0	0	0	0	0	0	0	0	
		Total Bench Trial Dispositions	0	0	0	0	0	0	0	0	0	0	0	0	0	0	0	0	0	
		Total Jury Trial Dispositions	0	0	0	0	0	0	0	0	0	0	0	0	0	0	0	0	0	
	Other Manner of Disposition	0	0	0	1	0	0	0	0	0	0	0	0	0	0	0	0	0		
	Mineral County District Court	<b>New Filings (cases)</b>	0	0	0	2	0	1	0	0	1	0	0	0	0	0	0	0	0	
		<b>Reopened (cases)</b>	0	0	0	0	0	0	0	0	0	0	0	0	0	0	0	0	0	
		<b>Grand Total Dispositions</b>	0	0	0	0	0	0	0	0	0	0	0	0	0	0	0	0	0	
		Total Non-Trial Dispositions	0	0	0	0	0	0	0	0	0	0	0	0	0	0	0	0	0	
		Total Bench Trial Dispositions	0	0	0	0	0	0	0	0	0	0	0	0	0	0	0	0	0	
		Total Jury Trial Dispositions	0	0	0	0	0	0	0	0	0	0	0	0	0	0	0	0	0	
	Other Manner of Disposition	0	0	0	0	0	0	0	0	0	0	0	0	0	0	0	0	0		
Pershing County District Court	<b>New Filings (cases)</b>	0	0	0	4	0	0	0	0	0	0	1	0	0	3	0	0	2		
	<b>Reopened (cases)</b>	0	0	0	0	0	0	0	0	0	0	0	0	0	1	0	0	0		
	<b>Grand Total Dispositions<sup>c</sup></b>	0	0	1	5	0	0	1	0	1	0	1	0	0	5	0	0	1		
	Total Non-Trial Dispositions	0	0	1	3	0	0	1	0	1	0	1	0	0	3	0	0	1		
	Total Bench Trial Dispositions	0	0	0	0	0	0	0	0	0	0	0	0	0	0	0	0	0		
	Total Jury Trial Dispositions	0	0	0	0	0	0	0	0	0	0	0	0	0	0	0	0	0		
Other Manner of Disposition	0	0	0	2	0	0	0	0	0	0	0	0	0	2	0	0	0			

<sup>b</sup> Reopened cases not reported.

<sup>c</sup> Include administrative closures.

Source: Uniform System for Judicial Records, Nevada AOC, Research and Statistics Unit.

Table B2-2. Civil Caseload Processed by District Courts in Nevada, Fiscal Year 2018.

District Court Civil Caseload, Probate, Construction Defect, and Contract (1 of 3)			Probate						Construction Defect		Contract						
			Summary Administration	General Administration	Special Administration	Set Aside	Probate Trust/ Conservatorship	Other Probate	Chapter 40	Other Construction Defect	Uniform Commercial Code (UCC)	Building and Construction	Insurance Carrier	Commercial Instrument	Collection of Accounts	Employment Contract	Other Contract
<b>Totals<sup>a</sup></b>	Nevada District Courts	<b>New Filings (cases)</b>	1,269	559	877	1,271	320	1,029	16	4	19	67	191	144	1,309	48	964
		<b>Reopened (cases)</b>	60	47	35	23	15	10	3	6	2	4	14	4	48	0	53
		<b>Grand Total Dispositions</b>	1,103	605	811	2,066	170	1,707	56	34	36	65	219	126	1,806	50	1,119
		Total Non-Trial Dispositions	1,055	588	761	2,018	160	1,661	54	33	33	63	213	113	1,718	46	1,020
		Total Bench Trial Dispositions	0	0	1	0	2	16	0	0	0	1	0	6	9	0	35
		Total Jury Trial Dispositions	0	0	0	0	0	0	0	0	0	1	0	0	3	1	7
	Other Manner of Disposition	48	17	49	48	8	30	2	1	3	0	6	7	76	3	57	
<b>1st Judicial District</b>	Carson City District Court	<b>New Filings (cases)</b>	33	18	18	38	10	21	0	0	0	1	1	0	11	1	7
		<b>Reopened (cases)</b>	1	2	0	0	0	0	0	0	0	0	0	0	1	0	1
		<b>Grand Total Dispositions</b>	21	18	4	2	3	3	3	0	0	0	1	0	21	0	9
		Total Non-Trial Dispositions	19	18	4	2	3	2	0	0	0	1	0	0	21	0	8
		Total Bench Trial Dispositions	0	0	0	0	0	0	0	0	0	0	0	0	0	0	1
		Total Jury Trial Dispositions	0	0	0	0	0	0	0	0	0	0	0	0	0	0	0
		Other Manner of Disposition	2	0	0	0	0	1	0	0	0	0	0	0	0	0	0
	Storey County District Court	<b>New Filings (cases)</b>	2	0	4	4	0	0	0	0	0	0	0	0	0	0	0
		<b>Reopened (cases)</b>	0	0	0	0	0	0	0	0	0	0	0	0	0	0	0
		<b>Grand Total Dispositions</b>	5	3	3	8	0	0	0	0	0	0	0	0	4	0	1
Total Non-Trial Dispositions		0	1	2	4	0	0	0	0	0	0	0	0	4	0	1	
Total Bench Trial Dispositions		0	0	0	0	0	0	0	0	0	0	0	0	0	0	0	
Total Jury Trial Dispositions		0	0	0	0	0	0	0	0	0	0	0	0	0	0	0	
	Other Manner of Disposition	5	2	1	4	0	0	0	0	0	0	0	0	0	0	0	
<b>2nd Judicial District</b>	Washoe County District Court	<b>New Filings (cases)</b>	170	109	128	164	67	105	5	2	0	8	8	3	73	0	31
		<b>Reopened (cases)</b>	3	4	1	2	1	0	2	2	1	0	0	1	19	0	8
		<b>Grand Total Dispositions</b>	224	135	127	198	70	110	20	10	4	7	6	4	115	3	54
		Total Non-Trial Dispositions	223	131	126	198	66	109	18	9	4	7	6	3	99	2	44
		Total Bench Trial Dispositions	0	0	1	0	1	0	0	0	0	0	0	0	0	0	2
		Total Jury Trial Dispositions	0	0	0	0	0	0	0	0	0	0	0	0	1	1	0
	Other Manner of Disposition	1	4	0	0	3	1	2	1	0	0	0	1	15	0	8	
<b>3rd Judicial District</b>	Lyon County District Court	<b>New Filings (cases)</b>	43	15	18	52	3	14	0	0	0	0	0	0	21	0	6
		<b>Reopened (cases)</b>	0	2	6	0	1	1	0	0	0	0	0	0	1	0	2
		<b>Grand Total Dispositions</b>	20	15	18	59	1	16	0	0	1	0	0	1	27	0	6
		Total Non-Trial Dispositions	16	13	15	56	0	15	0	0	0	0	0	1	21	0	3
		Total Bench Trial Dispositions	0	0	0	0	0	0	0	0	0	0	0	0	0	0	0
		Total Jury Trial Dispositions	0	0	0	0	0	0	0	0	0	0	0	0	0	0	0
	Other Manner of Disposition	4	2	3	3	1	1	0	0	1	0	0	0	6	0	3	
<b>4th Judicial District</b>	Elko County District Court	<b>New Filings (cases)</b>	13	4	14	59	0	1	0	0	0	1	0	0	15	0	5
		<b>Reopened (cases)</b>	26	8	18	7	2	1	0	0	0	0	0	0	1	0	0
		<b>Grand Total Dispositions</b>	34	9	27	49	3	1	0	0	0	0	0	0	21	0	7
		Total Non-Trial Dispositions	8	2	10	41	1	0	0	0	0	0	0	0	15	0	6
		Total Bench Trial Dispositions	0	0	0	0	0	0	0	0	0	0	0	0	0	0	0
		Total Jury Trial Dispositions	0	0	0	0	0	0	0	0	0	0	0	0	0	0	0
	Other Manner of Disposition	26	7	17	8	2	1	0	0	0	0	0	0	6	0	1	

<sup>a</sup> Totals reflect aggregate information from the Nevada District Courts. Information contained herein may reflect non-standard reporting and is noted by subsequent footnotes.  
Source: Uniform System for Judicial Records, Nevada AOC, Research and Statistics Unit.

Table B2-2. Civil Caseload Processed by District Courts in Nevada, Fiscal Year 2018.

District Court Civil Caseload, Probate, Construction Defect, and Contract (2 of 3)			Probate					Construction Defect		Contract							
			Summary Administration	General Administration	Special Administration	Set Aside	Probate Trust/ Conservatorship	Other Probate	Chapter 40	Other Construction Defect	Uniform Commercial Code (UCC)	Building and Construction	Insurance Carrier	Commercial Instrument	Collection of Accounts	Employment Contract	Other Contract
5th Judicial District	Esmeralda County District Court	<b>New Filings (cases)</b>	0	0	0	5	0	2	0	0	0	0	0	0	0	0	0
		<b>Reopened (cases)</b>	0	0	0	0	0	0	0	0	0	0	0	0	0	0	0
		<b>Grand Total Dispositions</b>	0	0	0	2	0	0	0	0	0	0	0	0	0	0	0
		Total Non-Trial Dispositions	0	0	0	1	0	0	0	0	0	0	0	0	0	0	0
		Total Bench Trial Dispositions	0	0	0	0	0	0	0	0	0	0	0	0	0	0	0
	Total Jury Trial Dispositions	0	0	0	0	0	0	0	0	0	0	0	0	0	0	0	
	Other Manner of Disposition	0	0	0	1	0	0	0	0	0	0	0	0	0	0	0	
	Nye County District Court	<b>New Filings (cases)</b>	27	0	12	71	0	119	0	0	0	0	0	12	0	32	
		<b>Reopened (cases)</b>	1	0	0	2	0	2	0	0	0	0	0	0	0	1	
		<b>Grand Total Dispositions</b>	19	2	3	41	1	33	0	0	0	0	0	6	0	28	
Total Non-Trial Dispositions		15	2	2	31	1	22	0	0	0	0	0	6	0	13		
Total Bench Trial Dispositions		0	0	0	0	0	0	0	0	0	0	0	0	0	0		
Total Jury Trial Dispositions	0	0	0	0	0	0	0	0	0	0	0	0	0	0			
Other Manner of Disposition	4	0	1	10	0	11	0	0	0	0	0	0	0	15			
6th Judicial District	Humboldt County District Court	<b>New Filings (cases)</b>	5	3	3	21	2	10	0	0	0	0	1	0	8	0	
		<b>Reopened (cases)</b>	0	1	0	1	0	0	0	0	0	0	0	0	0	0	
		<b>Grand Total Dispositions</b>	9	2	7	16	3	7	0	0	0	0	0	7	0	5	
		Total Non-Trial Dispositions	8	2	7	16	2	1	0	0	0	0	0	6	0	3	
		Total Bench Trial Dispositions	0	0	0	0	0	0	0	0	0	0	0	0	0	0	
Total Jury Trial Dispositions	0	0	0	0	0	0	0	0	0	0	0	0	0	0			
Other Manner of Disposition	1	0	0	0	1	6	0	0	0	0	0	1	0	2			
7th Judicial District	Eureka County District Court	<b>New Filings (cases)</b>	0	3	0	7	0	0	0	0	0	0	0	1	0	0	
		<b>Reopened (cases)</b>	0	1	0	0	0	0	0	0	0	0	0	0	0	0	
		<b>Grand Total Dispositions</b>	0	3	0	5	0	0	0	0	0	0	0	1	0	1	
		Total Non-Trial Dispositions	0	3	0	5	0	0	0	0	0	0	0	1	0	0	
		Total Bench Trial Dispositions	0	0	0	0	0	0	0	0	0	0	0	0	0	0	
	Total Jury Trial Dispositions	0	0	0	0	0	0	0	0	0	0	0	0	0	0		
	Other Manner of Disposition	0	0	0	0	0	0	0	0	0	0	0	0	0	1		
	Lincoln County District Court	<b>New Filings (cases)</b>	4	4	0	9	0	0	0	0	0	0	0	0	0	0	
		<b>Reopened (cases)</b>	0	0	0	0	0	0	0	0	0	0	0	0	0	0	
		<b>Grand Total Dispositions</b>	3	4	0	6	0	0	0	0	0	0	0	0	0	0	
		Total Non-Trial Dispositions	3	4	0	6	0	0	0	0	0	0	0	0	0	0	
		Total Bench Trial Dispositions	0	0	0	0	0	0	0	0	0	0	0	0	0	0	
	Total Jury Trial Dispositions	0	0	0	0	0	0	0	0	0	0	0	0	0	0		
Other Manner of Disposition	0	0	0	0	0	0	0	0	0	0	0	0	0	0			
White Pine County District Court	<b>New Filings (cases)</b>	0	0	1	16	1	8	0	0	0	0	0	11	0	5		
	<b>Reopened (cases)</b>	2	0	0	0	0	0	0	0	0	0	0	0	0	0		
	<b>Grand Total Dispositions</b>	2	0	0	13	1	6	0	0	0	0	0	3	0	3		
	Total Non-Trial Dispositions	2	0	0	13	1	6	0	0	0	0	0	3	0	3		
	Total Bench Trial Dispositions	0	0	0	0	0	0	0	0	0	0	0	0	0	0		
Total Jury Trial Dispositions	0	0	0	0	0	0	0	0	0	0	0	0	0	0			
Other Manner of Disposition	0	0	0	0	0	0	0	0	0	0	0	0	0	0			

Source: Uniform System for Judicial Records, Nevada AOC, Research and Statistics Unit.

Table B2-2. Civil Caseload Processed by District Courts in Nevada, Fiscal Year 2018.

District Court Civil Caseload, Probate, Construction Defect, and Contract (3 of 3)			Probate					Construction Defect		Contract							
			Summary Administration	General Administration	Special Administration	Set Aside	Probate Trust/ Conservatorship	Other Probate	Chapter 40	Other Construction Defect	Uniform Commercial Code (UCC)	Building and Construction	Insurance Carrier	Commercial Instrument	Collection of Accounts	Employment Contract	Other Contract
8th Judicial District	Clark County District Court	<b>New Filings (cases)</b>	929	370	643	746	231	739	10	2	19	55	180	141	1,130	47	859
		<b>Reopened (cases)</b>	12	5	4	8	11	3	1	4	1	4	14	3	26	0	41
		<b>Grand Total Dispositions</b>	693	337	549	1,596	81	1,512	36	24	30	56	210	121	1,576	47	997
		Total Non-Trial Dispositions	693	337	549	1,596	80	1,496	36	24	28	54	205	109	1,517	44	931
		Total Bench Trial Dispositions	0	0	0	0	0	16	0	0	0	1	0	6	9	0	32
		Total Jury Trial Dispositions	0	0	0	0	0	0	0	0	0	1	0	0	2	0	7
		Other Manner of Disposition	0	0	0	0	0	0	0	2	0	5	6	48	3	27	
9th Judicial District	Douglas County District Court	<b>New Filings (cases)</b>	22	24	23	32	4	4	1	0	0	2	1	0	20	0	5
		<b>Reopened (cases)<sup>b</sup></b>	-	-	-	-	-	-	-	-	-	-	-	-	-	-	-
		<b>Grand Total Dispositions</b>	40	44	37	28	5	5	0	0	1	1	1	0	14	0	6
		Total Non-Trial Dispositions	40	43	37	28	5	5	0	0	1	1	1	0	14	0	6
		Total Bench Trial Dispositions	0	0	0	0	0	0	0	0	0	0	0	0	0	0	0
		Total Jury Trial Dispositions	0	0	0	0	0	0	0	0	0	0	0	0	0	0	0
		Other Manner of Disposition	0	1	0	0	0	0	0	0	0	0	0	0	0	0	
10th Judicial District	Churchill County District Court	<b>New Filings (cases)</b>	20	9	5	18	1	4	0	0	0	0	0	4	0	6	
		<b>Reopened (cases)</b>	13	24	5	2	0	3	0	0	0	0	0	0	0	0	
		<b>Grand Total Dispositions</b>	28	32	9	21	1	5	0	0	0	0	0	0	8	0	2
		Total Non-Trial Dispositions	28	32	9	21	1	5	0	0	0	0	0	0	8	0	2
		Total Bench Trial Dispositions	0	0	0	0	0	0	0	0	0	0	0	0	0	0	0
		Total Jury Trial Dispositions	0	0	0	0	0	0	0	0	0	0	0	0	0	0	0
		Other Manner of Disposition	0	0	0	0	0	0	0	0	0	0	0	0	0	0	
11th Judicial District	Lander County District Court	<b>New Filings (cases)</b>	1	0	0	8	0	0	0	0	0	0	0	1	0	0	
		<b>Reopened (cases)</b>	0	0	0	0	0	0	0	0	0	0	0	0	0	0	
		<b>Grand Total Dispositions</b>	1	0	2	8	0	0	0	0	0	0	0	0	2	0	0
		Total Non-Trial Dispositions	0	0	0	0	0	0	0	0	0	0	0	0	2	0	0
		Total Bench Trial Dispositions	0	0	0	0	0	0	0	0	0	0	0	0	0	0	0
		Total Jury Trial Dispositions	0	0	0	0	0	0	0	0	0	0	0	0	0	0	0
			Other Manner of Disposition	1	0	2	8	0	0	0	0	0	0	0	0	0	0
	Mineral County District Court	<b>New Filings (cases)</b>	0	0	3	7	1	1	0	0	0	0	0	0	0	0	0
		<b>Reopened (cases)</b>	0	0	0	0	0	0	0	0	0	0	0	0	0	0	0
		<b>Grand Total Dispositions</b>	0	0	0	0	0	0	0	0	0	0	0	0	1	0	0
		Total Non-Trial Dispositions	0	0	0	0	0	0	0	0	0	0	0	0	1	0	0
		Total Bench Trial Dispositions	0	0	0	0	0	0	0	0	0	0	0	0	0	0	0
		Total Jury Trial Dispositions	0	0	0	0	0	0	0	0	0	0	0	0	0	0	0
			Other Manner of Disposition	0	0	0	0	0	0	0	0	0	0	0	0	0	0
	Pershing County District Court	<b>New Filings (cases)</b>	0	0	5	14	0	1	0	0	0	0	0	0	2	0	0
<b>Reopened (cases)</b>		2	0	1	1	0	0	0	0	0	0	0	0	0	0	0	
<b>Grand Total Dispositions<sup>c</sup></b>		4	1	25	14	1	9	0	0	0	0	2	0	0	0	0	
Total Non-Trial Dispositions		0	0	0	0	0	0	0	0	0	0	1	0	0	0	0	
Total Bench Trial Dispositions		0	0	0	0	0	0	0	0	0	0	0	0	0	0	0	
Total Jury Trial Dispositions		0	0	0	0	0	0	0	0	0	0	0	0	0	0	0	
		Other Manner of Disposition	4	1	25	14	1	9	0	0	1	0	0	0	0	0	

<sup>b</sup> Reopened cases not reported.

<sup>c</sup> Include administrative closures.

Source: Uniform System for Judicial Records, Nevada AOC, Research and Statistics Unit.

Table B2-2. Civil Caseload Processed by District Courts in Nevada, Fiscal Year 2018.

District Court Civil Caseload, Judicial Review/Appeal, Civil Writ, and Other Civil (1 of 3)			Judicial Review/Appeal								Civil Writ					Other Civil			
			Foreclosure Mediation	Petition to Seal Records	Mental Competency	Department of Motor Vehicle Appeal	Worker's Compensation Appeal	Other Nevada State Agency Appeal	Appeal from Lower Court	Other Judicial Review/Appeal	Writ of Habeas Corpus	Writ of Mandamus	Writ of Quo Warranto	Writ of Prohibition	Other Civil Writ	Compromise of Minor's Claim	Foreign Judgment	Other Civil Matters	
<b>Totals<sup>a</sup></b>	Nevada District Courts	<b>New Filings (cases)</b>	459	631	181	9	109	150	508	160	1,147	254	3	4	24	1,865	477	4,625	
		<b>Reopened (cases)</b>	7	15	0	0	3	3	5	6	19	6	0	0	2	19	8	226	
		<b>Grand Total Dispositions</b>	168	613	184	23	121	156	525	225	915	275	0	5	29	2,054	463	5,169	
		Total Non-Trial Dispositions	108	516	59	15	107	146	490	189	878	161	0	2	20	1,778	406	4,297	
		Total Bench Trial Dispositions	0	0	0	0	0	1	4	1	0	0	0	1	1	0	3	7	
		Total Jury Trial Dispositions	0	0	0	0	0	0	0	0	0	0	0	0	0	0	0	0	
	Other Manner of Disposition	60	97	125	8	14	9	31	35	37	114	0	2	8	276	54	848		
<b>1st Judicial District</b>	Carson City District Court	<b>New Filings (cases)</b>	0	5	0	1	7	121	2	16	0	27	0	0	3	10	10	84	
		<b>Reopened (cases)</b>	0	0	0	0	0	0	0	0	0	0	0	0	0	2	0	5	
		<b>Grand Total Dispositions</b>	0	8	0	2	11	108	2	13	0	17	0	0	2	9	7	70	
		Total Non-Trial Dispositions	0	8	0	2	11	106	2	13	0	17	0	0	2	9	7	66	
		Total Bench Trial Dispositions	0	0	0	0	0	1	0	0	0	0	0	0	0	0	0	2	
		Total Jury Trial Dispositions	0	0	0	0	0	0	0	0	0	0	0	0	0	0	0	0	
		Other Manner of Disposition	0	0	0	0	0	1	0	0	0	0	0	0	0	0	0	2	
	Storey County District Court	<b>New Filings (cases)</b>	0	0	0	0	0	1	1	0	0	0	0	0	0	1	0	4	
		<b>Reopened (cases)</b>	0	0	0	0	0	0	0	0	0	0	0	0	0	0	0	0	
		<b>Grand Total Dispositions</b>	1	0	0	0	1	1	0	2	0	0	0	0	2	0	0	4	
Total Non-Trial Dispositions		1	0	0	0	0	1	0	2	0	0	0	0	1	0	0	4		
Total Bench Trial Dispositions		0	0	0	0	0	0	0	0	0	0	0	0	1	0	0	0		
Total Jury Trial Dispositions		0	0	0	0	0	0	0	0	0	0	0	0	0	0	0	0		
	Other Manner of Disposition	0	0	0	0	0	0	0	0	0	0	0	0	0	0	0	0		
<b>2nd Judicial District</b>	Washoe County District Court	<b>New Filings (cases)</b>	70	89	161	0	0	6	11	19	3	7	0	1	5	126	41	1,075	
		<b>Reopened (cases)</b>	3	13	0	0	0	1	1	3	0	2	0	0	2	2	1	109	
		<b>Grand Total Dispositions</b>	25	70	168	5	3	7	13	27	3	11	0	1	7	203	39	1,161	
		Total Non-Trial Dispositions	6	18	56	1	0	5	4	11	0	7	0	1	4	36	2	574	
		Total Bench Trial Dispositions	0	0	0	0	0	0	0	0	0	0	0	0	0	0	0	1	
		Total Jury Trial Dispositions	0	0	0	0	0	0	0	0	0	0	0	0	0	0	0	1	
	Other Manner of Disposition	19	52	112	4	3	2	9	16	3	4	0	0	3	167	37	585		
<b>3rd Judicial District</b>	Lyon County District Court	<b>New Filings (cases)</b>	0	6	0	0	0	0	4	1	4	4	0	0	0	5	6	35	
		<b>Reopened (cases)</b>	0	0	0	0	0	0	0	0	0	0	0	0	0	0	0	1	
		<b>Grand Total Dispositions</b>	0	5	1	0	2	4	3	4	2	4	4	0	0	2	4	4	38
		Total Non-Trial Dispositions	0	0	0	0	0	1	1	4	1	2	0	0	1	1	0	23	
		Total Bench Trial Dispositions	0	0	0	0	0	0	1	0	0	0	0	0	0	0	0	0	
		Total Jury Trial Dispositions	0	0	0	0	0	0	0	0	0	0	0	0	0	0	0	0	
	Other Manner of Disposition	0	5	1	0	2	3	1	0	1	2	0	0	1	3	4	15		
<b>4th Judicial District</b>	Elko County District Court	<b>New Filings (cases)</b>	3	12	11	0	0	0	2	1	12	1	3	0	2	13	5	36	
		<b>Reopened (cases)</b>	0	2	0	0	0	0	0	0	0	0	0	0	0	9	2	7	
		<b>Grand Total Dispositions</b>	0	6	8	0	0	0	0	2	13	3	3	0	2	36	6	53	
		Total Non-Trial Dispositions	0	5	1	0	0	0	0	2	12	3	0	0	2	22	4	42	
		Total Bench Trial Dispositions	0	0	0	0	0	0	0	0	0	0	0	0	0	0	0	0	
		Total Jury Trial Dispositions	0	0	0	0	0	0	0	0	0	0	0	0	0	0	0	0	
	Other Manner of Disposition	0	1	7	0	0	0	0	0	1	0	0	0	0	14	2	11		

<sup>a</sup> Totals reflect aggregate information from the Nevada District Courts. Information contained herein may reflect non-standard reporting and is noted by subsequent footnotes.  
Source: Uniform System for Judicial Records, Nevada AOC, Research and Statistics Unit.



Table B2-2. Civil Caseload Processed by District Courts in Nevada, Fiscal Year 2018.

District Court Civil Caseload, Judicial Review/Appeal, Civil Writ, and Other Civil (2 of 3)			Judicial Review/Appeal							Civil Writ					Other Civil				
			Foreclosure Mediation	Petition to Seal Records	Mental Competency	Department of Motor Vehicle Appeal	Worker's Compensation Appeal	Other Nevada State Agency Appeal	Appeal from Lower Court	Other Judicial Review/Appeal	Writ of Habeas Corpus	Writ of Mandamus	Writ of Quo Warranto	Writ of Prohibition	Other Civil Writ	Compromise of Minor's Claim	Foreign Judgment	Other Civil Matters	
5th Judicial District	Esmeralda County District Court	<b>New Filings (cases)</b>	0	0	0	0	0	0	8	0	0	0	0	0	0	0	0	0	
		<b>Reopened (cases)</b>	0	0	0	0	0	0	0	0	0	0	0	0	0	0	0	0	0
		<b>Grand Total Dispositions</b>	0	0	0	0	0	0	1	0	0	0	0	0	0	0	0	0	
		Total Non-Trial Dispositions	0	0	0	0	0	0	1	0	0	0	0	0	0	0	0	0	
		Total Bench Trial Dispositions	0	0	0	0	0	0	0	0	0	0	0	0	0	0	0	0	
		Total Jury Trial Dispositions	0	0	0	0	0	0	0	0	0	0	0	0	0	0	0	0	
		Other Manner of Disposition	0	0	0	0	0	0	0	0	0	0	0	0	0	0	0	0	
	Nye County District Court	<b>New Filings (cases)</b>	4	6	0	0	0	0	3	0	19	0	0	1	1	3	5	23	
		<b>Reopened (cases)</b>	0	0	0	0	0	0	0	0	0	0	0	0	0	0	0	0	
			<b>Grand Total Dispositions</b>	1	2	0	0	0	0	3	0	14	0	0	1	2	0	20	
		Total Non-Trial Dispositions	1	1	0	0	0	0	3	0	4	0	0	1	2	0	15		
		Total Bench Trial Dispositions	0	0	0	0	0	0	0	0	0	0	0	0	0	0	0		
		Total Jury Trial Dispositions	0	0	0	0	0	0	0	0	0	0	0	0	0	0	0		
	Other Manner of Disposition	0	1	0	0	0	0	0	0	10	0	0	0	0	0	0	5		
6th Judicial District	Humboldt County District Court	<b>New Filings (cases)</b>	0	4	6	0	0	0	1	0	7	109	0	0	0	3	2	11	
		<b>Reopened (cases)</b>	0	0	0	0	0	0	1	0	0	0	1	0	0	0	0	1	
		<b>Grand Total Dispositions</b>	0	2	5	0	0	0	1	1	7	108	0	0	0	2	5	11	
		Total Non-Trial Dispositions	0	0	0	0	0	0	0	0	3	9	0	0	0	2	0	8	
		Total Bench Trial Dispositions	0	0	0	0	0	0	0	1	0	0	0	0	0	0	0	0	
		Total Jury Trial Dispositions	0	0	0	0	0	0	0	0	0	0	0	0	0	0	0	0	
	Other Manner of Disposition	0	2	5	0	0	0	1	0	4	99	0	0	0	0	5	3		
7th Judicial District	Eureka County District Court	<b>New Filings (cases)</b>	0	1	0	0	0	0	0	0	0	0	0	0	0	0	0	2	
		<b>Reopened (cases)</b>	0	0	0	0	0	0	0	0	0	0	0	0	0	0	0	0	
			<b>Grand Total Dispositions</b>	0	1	0	0	0	0	1	0	0	0	0	0	0	0	0	1
			Total Non-Trial Dispositions	0	1	0	0	0	0	1	0	0	0	0	0	0	0	0	1
			Total Bench Trial Dispositions	0	0	0	0	0	0	0	0	0	0	0	0	0	0	0	0
			Total Jury Trial Dispositions	0	0	0	0	0	0	0	0	0	0	0	0	0	0	0	0
		Other Manner of Disposition	0	0	0	0	0	0	0	0	0	0	0	0	0	0	0	0	
	Lincoln County District Court	<b>New Filings (cases)</b>	0	0	0	0	0	0	0	0	26	0	0	0	0	0	0	3	
		<b>Reopened (cases)</b>	0	0	0	0	0	0	0	0	0	0	0	0	0	0	0	0	
			<b>Grand Total Dispositions</b>	0	0	0	0	0	0	0	0	16	0	0	0	0	0	4	
			Total Non-Trial Dispositions	0	0	0	0	0	0	0	0	16	0	0	0	0	0	4	
			Total Bench Trial Dispositions	0	0	0	0	0	0	0	0	0	0	0	0	0	0	0	
		Total Jury Trial Dispositions	0	0	0	0	0	0	0	0	0	0	0	0	0	0	0		
	Other Manner of Disposition	0	0	0	0	0	0	0	0	0	0	0	0	0	0	0			
White Pine County District Court	<b>New Filings (cases)</b>	0	1	0	0	0	1	11	3	76	35	0	0	0	1	3	20		
	<b>Reopened (cases)</b>	0	0	0	0	0	0	0	0	2	2	0	0	0	0	1	3		
		<b>Grand Total Dispositions</b>	0	1	0	0	0	1	9	4	48	36	0	0	1	5	16		
		Total Non-Trial Dispositions	0	1	0	0	0	1	9	4	48	35	0	0	1	2	15		
		Total Bench Trial Dispositions	0	0	0	0	0	0	0	0	0	0	0	0	0	3	0		
		Total Jury Trial Dispositions	0	0	0	0	0	0	0	0	0	0	0	0	0	0	0		
	Other Manner of Disposition	0	0	0	0	0	0	0	0	0	1	0	0	0	0	1			

Source: Uniform System for Judicial Records, Nevada AOC, Research and Statistics Unit.

Table B2-2. Civil Caseload Processed by District Courts in Nevada, Fiscal Year 2018.

District Court Civil Caseload, Judicial Review/Appeal, Civil Writ, and Other Civil (3 of 3)			Judicial Review/Appeal							Civil Writ					Other Civil			
			Foreclosure Mediation	Petition to Seal Records	Mental Competency	Department of Motor Vehicle Appeal	Worker's Compensation Appeal	Other Nevada State Agency Appeal	Appeal from Lower Court	Other Judicial Review/Appeal	Writ of Habeas Corpus	Writ of Mandamus	Writ of Quo Warranto	Writ of Prohibition	Other Civil Writ	Compromise of Minor's Claim	Foreign Judgment	Other Civil Matters
8th Judicial District	Clark County District Court	<b>New Filings (cases)</b>	376	493	0	5	102	21	459	120	1,000	64	0	2	10	1,699	402	3,155
		<b>Reopened (cases)</b>	4	0	0	0	3	1	2	3	17	1	0	0	0	4	4	95
		<b>Grand Total Dispositions</b>	139	508	0	12	105	34	489	172	812	84	0	2	7	1,794	395	3,567
		Total Non-Trial Dispositions	98	473	0	11	96	31	467	153	794	83	0	0	7	1,702	389	3,423
		Total Bench Trial Dispositions	0	0	0	0	0	0	3	0	0	0	0	1	0	0	0	14
		Total Jury Trial Dispositions	0	0	0	0	0	0	0	0	0	0	0	0	0	0	0	6
	Other Manner of Disposition	41	35	0	1	9	3	19	19	18	1	0	1	0	92	6	124	
9th Judicial District	Douglas County District Court	<b>New Filings (cases)</b>	6	2	1	1	0	0	5	0	0	0	0	0	1	2	1	97
		<b>Reopened (cases)<sup>b</sup></b>	-	-	-	-	-	-	-	-	-	-	-	-	-	-	-	-
		<b>Grand Total Dispositions</b>	2	1	1	1	0	0	2	0	0	0	0	0	2	1	1	125
		Total Non-Trial Dispositions	2	1	1	1	0	0	2	0	0	0	0	0	2	1	1	79
		Total Bench Trial Dispositions	0	0	0	0	0	0	0	0	0	0	0	0	0	0	0	0
		Total Jury Trial Dispositions	0	0	0	0	0	0	0	0	0	0	0	0	0	0	0	0
	Other Manner of Disposition	0	0	0	0	0	0	0	0	0	0	0	0	0	0	0	46	
10th Judicial District	Churchill County District Court	<b>New Filings (cases)</b>	0	9	1	0	0	0	0	0	0	0	0	0	1	0	2	10
		<b>Reopened (cases)</b>	0	0	0	0	0	0	2	0	0	0	0	0	0	2	0	3
		<b>Grand Total Dispositions</b>	0	8	0	0	0	0	2	0	0	1	0	0	1	2	1	15
		Total Non-Trial Dispositions	0	8	0	0	0	0	1	0	0	1	0	0	1	2	1	15
		Total Bench Trial Dispositions	0	0	0	0	0	0	0	0	0	0	0	0	0	0	0	0
		Total Jury Trial Dispositions	0	0	0	0	0	0	0	0	0	0	0	0	0	0	0	0
	Other Manner of Disposition	0	0	0	0	0	0	1	0	0	0	0	0	0	0	0	0	
11th Judicial District	Lander County District Court	<b>New Filings (cases)</b>	0	0	0	0	0	0	0	0	0	1	0	0	0	0	0	16
		<b>Reopened (cases)</b>	0	0	0	0	0	0	0	0	0	0	0	0	0	0	0	0
		<b>Grand Total Dispositions</b>	0	0	0	0	0	0	0	0	0	0	0	0	1	0	0	10
		Total Non-Trial Dispositions	0	0	0	0	0	0	0	0	0	0	0	0	0	0	0	6
		Total Bench Trial Dispositions	0	0	0	0	0	0	0	0	0	0	0	0	0	0	0	0
		Total Jury Trial Dispositions	0	0	0	0	0	0	0	0	0	0	0	0	0	0	0	0
		Other Manner of Disposition	0	0	0	0	0	0	0	0	0	0	0	0	1	0	0	4
	Mineral County District Court	<b>New Filings (cases)</b>	0	2	0	0	0	0	1	0	0	0	0	0	0	2	0	4
		<b>Reopened (cases)</b>	0	0	0	0	0	0	0	0	0	0	0	0	0	0	0	0
		<b>Grand Total Dispositions</b>	0	1	0	0	0	0	0	0	0	0	0	0	0	0	0	4
		Total Non-Trial Dispositions	0	0	0	0	0	0	0	0	0	0	0	0	0	0	0	3
		Total Bench Trial Dispositions	0	0	0	0	0	0	0	0	0	0	0	0	0	0	0	0
		Total Jury Trial Dispositions	0	0	0	0	0	0	0	0	0	0	0	0	0	0	0	0
		Other Manner of Disposition	0	1	0	0	0	0	0	0	0	0	0	0	0	0	0	1
	Pershing County District Court	<b>New Filings (cases)</b>	0	1	1	2	0	0	0	0	0	6	0	0	1	0	0	50
	<b>Reopened (cases)</b>	0	0	0	0	0	0	0	0	0	0	0	0	0	0	0	2	
	<b>Grand Total Dispositions<sup>c</sup></b>	0	0	1	3	0	0	0	0	0	11	0	1	3	0	0	70	
	Total Non-Trial Dispositions	0	0	1	0	0	0	0	0	0	4	0	0	0	0	0	19	
	Total Bench Trial Dispositions	0	0	0	0	0	0	0	0	0	0	0	0	0	0	0	0	
	Total Jury Trial Dispositions	0	0	0	0	0	0	0	0	0	0	0	0	0	0	0	0	
	Other Manner of Disposition	0	0	0	3	0	0	0	0	0	7	0	1	3	0	0	51	

<sup>b</sup> Reopened cases not reported.

<sup>c</sup> Include administrative closures.

Source: Uniform System for Judicial Records, Nevada AOC, Research and Statistics Unit.

Table B3. Family Caseload Processed by District Courts in Nevada, Fiscal Year 2018.

District Court, Family Caseload (1 of 3)			Domestic Relations Case											Mental Health Case	Guardianships Case	Totals	
			Marriage Dissolution	Paternity	Visitation (Non-Divorce)	Adoptions	Custody (Non-Divorce)	IV-D UIFSA	IV-D Intrastate	Other Support	State Initiated (TPR) Petition	Other (TPR) Petition	Request for Domestic Violence Protective Orders (TPOs)				Other Domestic Relations
<b>Totals</b> <sup>a</sup>	Nevada District Courts	<b>Filings</b>	17,262	319	84	1,133	3,015	1,584	5,953	64	480	458	11,030	2,474	10,242	2,527	56,625
		<b>Reopened (cases)</b>	4,278	243	31	40	1,572	3,846	3,676	33	15	27	104	180	8,962	1,785	24,792
		<b>Grand Total Dispositions</b>	20,870	517	111	1,180	4,174	7,616	10,976	120	586	523	14,258	2,727	15,304	4,901	83,863
		Total Non-Trial Dispositions	19,786	485	101	1,064	3,916	6,607	10,574	106	299	499	14,229	2,584	15,100	4,083	79,433
		Total Trial Dispositions	286	9	6	61	122	14	34	0	273	12	2	4	124	317	1,264
		Other Manner of Disposition	798	23	4	55	136	995	368	14	14	12	27	139	80	501	3,166
<b>1st Judicial District</b>	Carson City District Court	<b>Filings</b>	372	11	1	49	88	5	86	29	30	13	112	73	50	79	998
		<b>Reopened (cases)</b>	100	5	0	1	29	82	50	27	0	1	0	0	0	2	297
		<b>Grand Total Dispositions</b>	391	13	0	39	70	105	132	68	15	12	78	60	42	90	1,115
		Total Non-Trial Dispositions	386	11	0	39	69	101	131	68	14	12	77	60	40	89	1,097
		Total Trial Dispositions	3	2	0	0	1	2	1	0	0	0	0	0	0	0	9
		Other Manner of Disposition	2	0	0	0	0	2	0	0	1	0	1	0	2	1	9
	Storey County District Court	<b>Filings</b>	13	0	0	2	0	0	0	0	1	0	2	1	0	3	22
		<b>Reopened (cases)</b>	1	0	0	0	0	0	0	0	0	0	0	0	0	0	1
		<b>Grand Total Dispositions</b>	14	0	0	1	0	0	0	0	0	1	0	2	0	4	22
		Total Non-Trial Dispositions	13	0	0	1	0	0	0	0	0	1	0	1	0	3	19
Total Trial Dispositions		0	0	0	0	0	0	0	0	0	0	0	0	0	0	0	
	Other Manner of Disposition	1	0	0	0	0	0	0	0	0	0	0	1	0	1	3	
<b>2nd Judicial District</b>	Washoe County District Court	<b>Filings</b>	2,214	23	23	186	548	864	0	3	152	0	2,148	89	2,464	446	9,160
		<b>Reopened (cases)</b>	828	24	0	12	341	771	0	0	0	1	44	9	0	4	2,034
		<b>Grand Total Dispositions</b>	2,439	28	22	175	513	1,324	0	0	125	0	2,002	96	2,409	441	9,574
		Total Non-Trial Dispositions	1,825	22	17	87	394	1,258	0	0	70	0	1,999	56	2,284	59	8,071
		Total Trial Dispositions	67	3	2	58	36	0	0	0	50	0	2	0	124	309	651
		Other Manner of Disposition	547	3	3	30	83	66	0	0	5	0	1	40	1	73	852
<b>3rd Judicial District</b>	Lyon County District Court	<b>Filings</b>	214	1	1	25	46	62	92	0	1	9	0	31	0	49	531
		<b>Reopened (cases)</b>	67	0	1	0	29	22	123	0	0	0	0	1	0	14	257
		<b>Grand Total Dispositions</b>	265	1	1	24	67	92	226	0	1	10	0	37	0	85	809
		Total Non-Trial Dispositions	242	0	0	24	58	37	156	0	1	10	0	19	0	14	561
		Total Trial Dispositions	0	0	0	0	0	0	0	0	0	0	0	0	0	0	0
		Other Manner of Disposition	23	1	1	0	9	55	70	0	0	0	0	18	0	71	248
<b>4th Judicial District</b>	Elko County District Court	<b>Filings</b>	203	14	7	27	50	26	113	10	10	17	3	38	0	59	577
		<b>Reopened (cases)</b>	121	10	1	3	8	66	114	5	0	4	10	15	0	133	490
		<b>Grand Total Dispositions</b>	301	24	1	29	26	67	221	10	9	22	18	46	0	194	968
		Total Non-Trial Dispositions	181	12	1	26	17	16	138	6	8	17	2	35	0	94	553
		Total Trial Dispositions	0	0	0	0	0	0	0	0	0	0	0	0	0	0	0
		Other Manner of Disposition	120	12	0	3	9	51	83	4	1	5	16	11	0	100	415

<sup>a</sup> Totals reflect aggregate information from the Nevada District Courts. Information contained herein may reflect non-standard reporting and is noted by subsequent footnotes.

Source: Uniform System for Judicial Records, Nevada AOC, Research and Statistics Unit.

Table B3. Family Caseload Processed by District Courts in Nevada, Fiscal Year 2018.

District Court, Family Caseload (2 of 3)			Domestic Relations Case											Mental Health Case	Guardianships Case	Totals		
			Marriage Dissolution	Paternity	Visitation (Non-Divorce)	Adoptions	Custody (Non-Divorce)	IV-D UIFSA	IV-D Intrastate	Other Support	State Initiated (TPR) Petition	Other (TPR) Petition	Request for Domestic Violence Protective Orders (TPOs)				Other Domestic Relations	
5th Judicial District	Esmeralda County District Court	Filings	3	0	0	0	1	0	0	0	0	0	0	0	0	0	4	
		Reopened (cases)	0	0	0	0	0	0	0	0	0	0	0	0	0	0	0	0
		Grand Total Dispositions	0	0	0	0	0	0	0	0	0	0	0	0	0	0	0	0
		Total Non-Trial Dispositions	0	0	0	0	0	0	0	0	0	0	0	0	0	0	0	0
		Total Trial Dispositions	0	0	0	0	0	0	0	0	0	0	0	0	0	0	0	0
		Other Manner of Disposition	0	0	0	0	0	0	0	0	0	0	0	0	0	0	0	0
	Nye County District Court	Filings	392	9	0	16	24	135	7	0	4	4	0	3	0	39	633	
		Reopened (cases)	7	0	0	0	0	0	0	0	0	0	0	0	0	4	11	
		Grand Total Dispositions	353	1	0	10	10	65	4	1	8	5	0	0	0	18	475	
		Total Non-Trial Dispositions	346	1	0	4	5	65	3	1	4	2	0	0	0	4	435	
Total Trial Dispositions		1	0	0	0	0	0	0	0	0	0	0	0	0	1	2		
Other Manner of Disposition	6	0	0	6	5	0	1	0	4	3	0	0	0	0	13	38		
6th Judicial District	Humboldt County District Court	Filings	227	8	0	11	18	0	37	1	0	8	19	10	0	14	353	
		Reopened (cases)	59	2	0	0	3	41	66	0	0	0	0	0	0	5	176	
		Grand Total Dispositions	282	8	0	14	14	97	123	0	0	7	18	13	0	20	596	
		Total Non-Trial Dispositions	277	7	0	13	13	97	123	0	0	6	10	8	0	18	572	
		Total Trial Dispositions	0	0	0	0	0	0	0	0	0	0	0	0	0	0	0	
		Other Manner of Disposition	5	1	0	1	1	0	0	0	0	1	8	5	0	2	24	
7th Judicial District	Eureka County District Court	Filings	7	0	0	2	1	0	0	0	0	0	0	0	0	1	11	
		Reopened (cases)	4	0	0	0	0	0	0	0	0	0	0	0	0	0	4	
		Grand Total Dispositions	7	0	0	2	0	0	0	0	0	0	0	1	0	1	11	
		Total Non-Trial Dispositions	7	0	0	2	0	0	0	0	0	0	0	0	0	0	9	
		Total Trial Dispositions	0	0	0	0	0	0	0	0	0	0	0	0	0	0	0	
		Other Manner of Disposition	0	0	0	0	0	0	0	0	0	0	0	1	0	1	2	
	Lincoln County District Court	Filings	16	2	0	3	0	7	4	0	0	1	0	5	0	4	42	
		Reopened (cases)	1	0	0	0	0	0	0	0	0	0	0	1	0	0	2	
		Grand Total Dispositions	17	1	0	3	0	5	2	0	0	1	0	3	0	2	34	
		Total Non-Trial Dispositions	15	1	0	3	0	5	2	0	0	1	0	3	0	2	32	
Total Trial Dispositions		2	0	0	0	0	0	0	0	0	0	0	0	0	0	2		
Other Manner of Disposition	0	0	0	0	0	0	0	0	0	0	0	0	0	0	0			
White Pine County District Court	Filings	54	0	1	3	9	5	24	0	0	3	0	9	0	9	117		
	Reopened (cases)	16	0	0	0	4	8	11	0	0	0	0	0	0	0	39		
	Grand Total Dispositions	59	0	0	3	11	14	31	0	1	2	0	9	0	5	135		
	Total Non-Trial Dispositions	52	0	0	1	11	2	1	0	0	0	0	9	0	4	80		
	Total Trial Dispositions	7	0	0	1	0	12	30	0	1	2	0	0	0	1	54		
Other Manner of Disposition	0	0	0	1	0	0	0	0	0	0	0	0	0	0	1			

Source: Uniform System for Judicial Records, Nevada AOC, Research and Statistics Unit.

Table B3. Family Caseload Processed by District Courts in Nevada, Fiscal Year 2018.

District Court, Family Caseload (3 of 3)			Domestic Relations Case											Mental Health Case	Guardianships Case	Totals	
			Marriage Dissolution	Paternity	Visitation (Non-Divorce)	Adoptions	Custody (Non-Divorce)	IV-D UIFSA	IV-D Intrastate	Other Support	State Initiated (TPR) Petition	Other (TPR) Petition	Request for Domestic Violence Protective Orders (TPOs)				Other Domestic Relations
8th Judicial District	Clark County	Filings	12,441	242	51	773	2,159	426	5,489	7	279	378	8,744	2,128	7,704	1,724	42,545
	District Court	Reopened (cases)	2,972	201	29	22	1,141	2,671	3,289	0	14	21	50	154	8,962	1,579	21,105
		Grand Total Dispositions	15,557	430	85	809	3,376	5,620	10,133	6	424	434	12,141 <sup>b</sup>	2,386	12,829	3,830	68,060 <sup>b</sup>
		Total Non-Trial Dispositions	15,298	422	81	799	3,273	4,817	9,925	6	199	423	12,140	2,372	12,753	3,601	66,109
		Total Trial Dispositions	196	3	4	1	84	0	0	0	222	10	0	4	0	5	529
		Other Manner of Disposition	63	5	0	9	19	803	208	0	3	1	1	10	76	224	1,422
9th Judicial District	Douglas County	Filings	388	8	0	18	25	4	20	10	0	8	2	61	0	47	591
	District Court	Reopened (cases) <sup>c</sup>	-	-	-	-	-	-	-	-	-	-	-	-	-	-	- <sup>c</sup>
		Grand Total Dispositions	406	10	1	17	30	13	20	29	0	12	1	52	0	106	697
		Total Non-Trial Dispositions	388	9	1	17	24	13	20	21	0	10	1	0	0	105	609
		Total Trial Dispositions	0	0	0	0	0	0	0	0	0	0	0	0	0	0	0
		Other Manner of Disposition	18	1	0	0	6	0	0	8	0	2	0	52	0	1	88
10th Judicial District	Churchill County	Filings	539	0	0	9	31	47	38	0	2	12	0	20	24	24	746
	District Court	Reopened (cases)	87	0	0	2	17	177	22	0	1	0	0	0	0	41	347
		Grand Total Dispositions	595	1	1	11	42	203	51	0	3	13	0	17	24	63	1,024
		Total Non-Trial Dispositions	577	0	1	9	40	185	47	0	3	13	0	17	23	50	965
		Total Trial Dispositions	9	1	0	0	1	0	0	0	0	0	0	0	0	1	12
		Other Manner of Disposition	9	0	0	2	1	18	4	0	0	0	0	0	1	12	47
11th Judicial District	Lander County	Filings	135	1	0	6	6	0	0	0	1	3	0	1	0	7	160
	District Court	Reopened (cases)	7	1	0	0	0	0	0	0	0	0	0	0	0	0	8
		Grand Total Dispositions	131	0	0	5	6	0	0	0	0	3	0	0	0	1	146
		Total Non-Trial Dispositions	130	0	0	4	6	0	0	0	0	3	0	0	0	1	144
		Total Trial Dispositions	0	0	0	0	0	0	0	0	0	0	0	0	0	0	0
		Other Manner of Disposition	1	0	0	1	0	0	0	0	0	0	0	0	0	0	2
	Mineral County	Filings	19	0	0	0	3	1	31	0	0	1	0	4	0	3	62
	District Court	Reopened (cases)	0	0	0	0	0	0	0	0	0	0	0	0	0	0	0
		Grand Total Dispositions	18	0	0	29	3	0	8	1	0	1	0	1	0	0	61
		Total Non-Trial Dispositions	16	0	0	26	0	0	3	0	0	1	0	0	0	0	46
		Total Trial Dispositions	1	0	0	1	0	0	3	0	0	0	0	0	0	0	5
		Other Manner of Disposition	1	0	0	2	3	0	2	1	0	0	0	1	0	0	10
	Pershing County	Filings	25	0	0	3	6	2	12	4	0	1	0	1	0	19	73
	District Court	Reopened (cases)	8	0	0	0	0	8	1	1	0	0	0	0	0	3	21
		Grand Total Dispositions <sup>b</sup>	35	0	0	9	6	11	25	5	0	0	0	4	0	41	136 <sup>b</sup>
	Total Non-Trial Dispositions	33	0	0	9	6	11	25	4	0	0	0	4	0	39	131	
	Total Trial Dispositions	0	0	0	0	0	0	0	0	0	0	0	0	0	0	0	
	Other Manner of Disposition	2	0	0	0	0	0	0	1	0	0	0	0	0	2	5	

<sup>b</sup> Include administrative closures.

<sup>c</sup> Reopened cases not reported.

Source: Uniform System for Judicial Records, Nevada AOC, Research and Statistics Unit.

**Table B4. Juvenile Caseload Processed by District Courts in Nevada, Fiscal Year 2018.**

District Court, Juvenile Non-Traffic Caseload (1 of 3)			Delinquency					Status Petition	Dependency/ Child Victim			Miscellaneous Petition	Totals	Hearings			
			Person	Property	Drug	Public Order	Other Delinquency		Child Abuse/ Neglect Petition	Dependent (no fault)	Other Dependency Child Victim			Informal Hearings (Involving a Judicial Officer)	Detention Hearings	Extradition Hearings	Protective Custody Hearings
<b>Totals</b> <sup>a</sup>	Nevada	New Filings (cases)	2,192	1,336	844	432	1,807	192	1,991	10	3	162	8,969	727	5,045	69	2,717
	District Courts	Reopened (cases)	233	265	125	33	161	30	151	1	0	10	1,009				
		Charges	1,217	796	520	342	11,856	212	-	-	-	-	14,943				
		<b>Grand Total Dispositions</b>	1,929	1,492	922	392	1,601	221	2,135	11	3	162	8,868				
		Total Non-Trial Dispositions	1,777	1,293	813	364	1,420	165	1,759	7	1	35	7,634				
		Total Trial Dispositions	2	0	1	0	1	0	208	1	0	0	213				
		Other Manner of Disposition	150	199	108	28	180	56	168	3	2	127	1,021				
<b>1st Judicial District</b>	Carson City District Court	New Filings (cases)	29	27	17	4	2	32	21	0	0	5	137	0	133	0	25
		Reopened (cases)	22	29	6	1	8	0	0	0	0	0	66				
		Charges	49	49	34	27	14	32	-	-	-	-	205				
		<b>Grand Total Dispositions</b>	33	48	20	8	6	7	16	0	0	0	138				
		Total Non-Trial Dispositions	33	48	20	8	6	7	16	0	0	0	138				
		Total Trial Dispositions	0	0	0	0	0	0	0	0	0	0	0				
		Other Manner of Disposition	0	0	0	0	0	0	0	0	0	0	0				
	Storey County District Court	New Filings (cases)	0	0	0	1	0	0	0	0	0	0	1	0	0	0	0
		Reopened (cases)	0	0	0	0	0	0	0	0	0	0	0	0			
		Charges	0	0	0	1	0	0	-	-	-	-	1				
<b>Grand Total Dispositions</b>		1	0	0	0	0	0	0	0	0	0	0	1				
Total Non-Trial Dispositions		1	0	0	0	0	0	0	0	0	0	0	1				
	Total Trial Dispositions	0	0	0	0	0	0	0	0	0	0	0					
	Other Manner of Disposition	0	0	0	0	0	0	0	0	0	0	0					
<b>2nd Judicial District</b>	Washoe County District Court	New Filings (cases)	575	209	69	27	62	NR	442	NR	NR	NR	1,384	NR	770 <sup>b</sup>	(b)	544
		Reopened (cases) <sup>c</sup>	0	0	0	0	0	0	0	0	0	0	0 <sup>c</sup>				
		Charges	905	494	223	115	328	42	-	-	-	-	2,065				
		<b>Grand Total Dispositions</b>	372	133	42	25	53	53	523	5	0	0	1,148				
		Total Non-Trial Dispositions	368	133	42	25	53	53	517	5	0	0	1,138				
		Total Trial Dispositions	0	0	0	0	0	0	5	1	0	0	5				
	Other Manner of Disposition	4	0	0	0	0	0	1	0	0	0	5					
<b>3rd Judicial District</b>	Lyon County District Court	New Filings (cases)	28	41	12	14	3	37	18	0	0	0	153	0	55	0	0
		Reopened (cases)	6	18	4	6	1	1	0	0	0	0	36				
		Charges	42	83	20	26	3	42	-	-	-	-	216				
		<b>Grand Total Dispositions</b> <sup>d</sup>	37	86	21	26	8	43	12	0	0	0	233 <sup>d</sup>				
		Total Non-Trial Dispositions	33	77	18	19	7	42	1	0	0	0	197				
		Total Trial Dispositions	0	0	0	0	0	0	0	0	0	0	0				
	Other Manner of Disposition	4	9	3	7	1	1	11	0	0	0	36					
<b>4th Judicial District</b>	Elko County District Court	New Filings (cases)	43	32	38	32	67	15	18	0	0	0	245	346	95	0	0
		Reopened (cases)	0	0	0	0	1	0	26	0	0	0	27				
		Charges	52	44	64	66	141	21	-	-	-	-	388				
		<b>Grand Total Dispositions</b>	40	19	38	19	61	15	83	0	0	7	282				
		Total Non-Trial Dispositions	40	19	35	19	59	15	29	0	0	0	216				
		Total Trial Dispositions	0	0	0	0	0	0	0	0	0	0	0				
	Other Manner of Disposition	0	0	3	0	2	0	54	0	0	7	66					

<sup>a</sup> Totals reflect aggregate information from the Nevada District Courts. Information contained herein may reflect non-standard reporting and is noted by subsequent footnotes.

<sup>b</sup> Detention Hearings include Extradition Hearings counts.

<sup>c</sup> Reopened cases under-reported.

<sup>d</sup> Include administrative closures.

NR Not reported.

Source: Uniform System for Judicial Records, Nevada AOC, Research and Statistics Unit.

Table B4. Juvenile Caseload Processed by District Courts in Nevada, Fiscal Year 2018.

District Court, Juvenile Non-Traffic Caseload (2 of 3)			Delinquency					Status Petition	Dependency/ Child Victim			Miscellaneous Petition	Totals	Hearings				
			Person	Property	Drug	Public Order	Other Delinquency		Child Abuse/ Neglect Petition	Dependent (no fault)	Other Dependency Child Victim			Informal Hearings (Involving a Judicial Officer)	Detention Hearings	Extradition Hearings	Protective Custody Hearings	
5th Judicial District	Esmeralda County District Court	New Filings (cases)	0	0	0	0	0	0	0	0	0	1	1	0	0	0	0	
		Reopened (cases)	0	0	0	0	0	0	0	0	0	0	0	0				
		Charges	0	0	0	0	0	0	-	-	-	-	0	0				
		Grand Total Dispositions	0	0	0	0	0	0	0	0	0	0	1	1				
	Total Non-Trial Dispositions		0	0	0	0	0	0	0	0	0	0	0	0				
	Total Trial Dispositions		0	0	0	0	0	0	0	0	0	0	0	0				
	Other Manner of Disposition		0	0	0	0	0	0	0	0	0	0	1	1				
	Nye County District Court	New Filings (cases)	45	21	20	15	0	3	50	0	0	0	130	284	45	0	0	219
		Reopened (cases)	19	18	22	6	11	23	0	0	0	0	10	109				
		Charges	57	37	30	16	0	3	-	-	-	-	0	143				
Grand Total Dispositions		31	27	36	9	18	53	1	0	0	0	76	251					
Total Non-Trial Dispositions		1	0	1	0	0	0	1	0	0	0	7	10					
Total Trial Dispositions		0	0	0	0	0	0	0	0	0	0	0	0					
Other Manner of Disposition		30	27	35	9	18	53	0	0	0	0	69	241					
6th Judicial District	Humboldt County District Court	New Filings (cases)	6	15	22	30	0	0	18	2	0	7	100	0	2	0	0	
		Reopened (cases)	0	0	0	1	0	0	0	0	0	0	0	1				
		Charges	8	35	43	43	0	0	-	-	-	-	0	129				
		Grand Total Dispositions	18	16	24	38	0	0	5	0	0	0	12	113				
Total Non-Trial Dispositions		17	16	24	35	0	0	3	0	0	0	0	95					
Total Trial Dispositions		0	0	0	0	0	0	0	0	0	0	0	0					
Other Manner of Disposition		1	0	0	3	0	0	2	0	0	0	12	18					
7th Judicial District	Eureka County District Court	New Filings (cases)	2	2	0	0	1	0	0	0	0	0	5	0	0	0	0	
		Reopened (cases)	0	0	0	0	0	0	0	0	0	0	0	0				
		Charges	3	3	0	0	1	0	-	-	-	-	0	7				
		Grand Total Dispositions	3	3	1	0	1	0	1	0	0	0	0	9				
	Total Non-Trial Dispositions		2	3	1	0	1	0	0	0	0	0	0	7				
	Total Trial Dispositions		0	0	0	0	0	0	0	0	0	0	0	0				
	Other Manner of Disposition		1	0	0	0	0	0	1	0	0	0	0	2				
	Lincoln County District Court	New Filings (cases)	6	0	0	3	0	0	0	0	1	2	0	12	0	0	0	1
		Reopened (cases)	0	0	0	0	0	0	0	0	0	0	0	0				
		Charges	12	0	0	3	0	0	-	-	-	-	0	15				
Grand Total Dispositions		4	1	0	0	0	0	0	0	0	1	0	6					
Total Non-Trial Dispositions		4	1	0	0	0	0	0	0	0	1	0	6					
Total Trial Dispositions		0	0	0	0	0	0	0	0	0	0	0	0					
Other Manner of Disposition		0	0	0	0	0	0	0	0	0	0	0	0					
White Pine County District Court	New Filings (cases)	20	12	11	8	35	0	6	3	0	1	96	11	10	0	62		
	Reopened (cases)	5	10	0	2	3	0	2	0	0	0	22						
	Charges	26	12	19	8	42	0	-	-	-	-	0	107					
	Grand Total Dispositions	20	21	6	11	33	0	11	2	0	1	105						
Total Non-Trial Dispositions		20	18	6	10	32	0	7	1	0	0	94						
Total Trial Dispositions		0	0	0	0	0	0	0	0	0	0	0	0					
Other Manner of Disposition		0	3	0	1	1	0	4	1	0	1	11						

Source: Uniform System for Judicial Records, Nevada AOC, Research and Statistics Unit.

Table B4. Juvenile Caseload Processed by District Courts in Nevada, Fiscal Year 2018.

District Court, Juvenile Non-Traffic Caseload (3 of 3)			Delinquency					Status Petition	Dependency/ Child Victim			Miscellaneous Petition	Totals	Hearings			
			Person	Property	Drug	Public Order	Other Delinquency		Child Abuse/ Neglect Petition	Dependent (no fault)	Other Dependency Child Victim			Informal Hearings (Involving a Judicial Officer)	Detention Hearings	Extradition Hearings	Protective Custody Hearings
8th Judicial District	Clark County District Court	<b>New Filings (cases)</b>	1,390	947	592	272	1,442	NR	1,392	4	0	7	6,046	NR	3,865	69	1,854
		Reopened (cases)	166	181	81	15	128		50	1	0	0	622				
		Charges <sup>f</sup>	-	-	-	-	11,018		-	-	-	-	11,018 <sup>f</sup>				
		<b>Grand Total Dispositions</b>	1,305	1,098	667	235	1,210		1,383	9	0	64	5,971				
		Total Non-Trial Dispositions	1,201	945	603	229	1,077		1,155	6	0	28	5,244				
		Total Trial Dispositions	2	0	1	0	1		202	1	0	0	207				
	Other Manner of Disposition	102	153	63	6	132		26	2	0	36	520					
9th Judicial District	Douglas County District Court	<b>New Filings (cases)</b>	4	9	7	7	53	0	7	0	1	3	91	NR	66	0	0
		Reopened (cases) <sup>g</sup>	-	-	-	-	-	-	-	-	-	-	- <sup>g</sup>				
		Charges	4	10	9	7	53	0	-	-	-	-	83				
		<b>Grand Total Dispositions</b>	3	8	7	5	46	0	1	0	0	1	71				
		Total Non-Trial Dispositions	3	8	7	5	46	0	0	0	0	0	69				
		Total Trial Dispositions	0	0	0	0	0	0	0	0	0	0	0				
	Other Manner of Disposition	0	0	0	0	0	0	1	0	0	1	2					
10th Judicial District	Churchill County District Court	<b>New Filings (cases)</b>	39	19	49	19	13	105	12	0	0	0	256	299	34	0	10
		Reopened (cases)	12	7	10	2	3	6	72	0	0	0	112				
		Charges	53	26	61	30	14	114	-	-	-	-	298				
		<b>Grand Total Dispositions</b>	49	26	49	16	12	103	81	0	0	0	336				
		Total Non-Trial Dispositions	44	21	48	14	10	101	22	0	0	0	260				
		Total Trial Dispositions	0	0	0	0	0	0	0	0	0	0	0				
	Other Manner of Disposition	5	5	1	2	2	2	59	0	0	0	76					
11th Judicial District	Lander County District Court	<b>New Filings (cases)</b>	2	0	2	0	12	0	1	0	0	0	17	26	7	0	0
		Reopened (cases)	0	0	0	0	0	0	0	0	0	0	0				
		Charges	2	0	5	0	14	0	-	-	-	-	21				
		<b>Grand Total Dispositions</b>	6	0	1	0	11	0	0	0	0	0	18				
		Total Non-Trial Dispositions	6	0	0	0	6	0	0	0	0	0	12				
		Total Trial Dispositions	0	0	0	0	0	0	0	0	0	0	0				
		Other Manner of Disposition	0	0	1	0	5	0	0	0	0	0	6				
	Mineral County District Court	<b>New Filings (cases)</b>	0	0	0	0	1	0	0	0	0	8	9	0	7	0	2
		Reopened (cases)	0	0	0	0	0	0	0	0	0	0	0				
		Charges	0	0	0	0	1	0	-	-	-	-	1				
		<b>Grand Total Dispositions</b>	0	0	0	0	0	0	0	0	0	0	0				
		Total Non-Trial Dispositions	0	0	0	0	0	0	0	0	0	0	0				
		Total Trial Dispositions	0	0	0	0	0	0	0	0	0	0	0				
		Other Manner of Disposition	0	0	0	0	0	0	0	0	0	0	0				
	Pershing County District Court	<b>New Filings (cases)</b>	3	2	5	0	116	0	6	0	0	0	132	0	1	0	0
	Reopened (cases)	3	2	2	0	6	0	1	0	0	0	14					
	Charges	4	3	12	0	227	0	-	-	-	-	246					
	<b>Grand Total Dispositions</b> <sup>d</sup>	7	6	10	0	142	0	18	0	2	0	185 <sup>d</sup>					
	Total Non-Trial Dispositions	4	4	8	0	123	0	8	0	0	0	147					
	Total Trial Dispositions	0	0	0	0	0	0	1	0	0	0	1					
	Other Manner of Disposition	3	2	2	0	19	0	9	0	2	0	37					

<sup>d</sup> Include administrative closures.

<sup>f</sup> Charges for all delinquency case types reported in the Other Delinquency case type.

<sup>g</sup> Reopened cases not reported.

NR Not reported.

Source: Uniform System for Judicial Records, Nevada AOC, Research and Statistics Unit.



Table B5-1. Criminal Caseload Processed by Justice Courts in Nevada, Fiscal Year 2018.

Justice Court, Criminal Caseload, Aggregate (1 of 4)			Felony Total	Gross Misdemeanor Total	Misdemeanor (Non-Traffic), Total	Criminal Case Totals	Traffic and Parking Totals
<b>Totals<sup>a</sup></b>	Nevada Justice Courts	<b>New Filings (cases)</b>	<b>28,860</b>	<b>2,943</b>	<b>35,689</b>	<b>67,492</b>	<b>314,488</b>
		<b>Reopened (cases)</b>	2,906	451	4,159	7,516	1,582
		<b>Grand Total Dispositions</b>	<b>30,408</b>	<b>3,022</b>	<b>38,703</b>	<b>72,133</b>	<b>310,434</b>
		Total Non-Trial Dispositions	26,910	2,480	32,852	62,242	308,437
		Total Trial Dispositions	-	-	470	470	332
	Other Manner of Disposition	3,498	542	5,381	9,421	1,665	
<b>1st Judicial District</b>	<b>Carson City Justice Court</b>	<b>New Filings (cases)</b>	<b>886</b>	<b>106</b>	<b>1,367</b>	<b>2,359</b>	<b>11,992</b>
		<b>Reopened (cases)</b>	10	3	9	22	3
		<b>Grand Total Dispositions</b>	<b>445</b>	<b>66</b>	<b>1,152</b>	<b>1,663</b>	<b>11,042</b>
		Total Non-Trial Dispositions	439	64	1,123	1,626	11,025
		Total Trial Dispositions	-	-	25	25	15
		Other Manner of Disposition	6	2	4	12	2
	<b>Storey County Justice Court</b>	<b>New Filings (cases)</b>	<b>17</b>	<b>8</b>	<b>129</b>	<b>154</b>	<b>1,912</b>
		<b>Reopened (cases)</b>	0	0	0	0	0
		<b>Grand Total Dispositions</b>	<b>14</b>	<b>1</b>	<b>88</b>	<b>103</b>	<b>1,625</b>
		Total Non-Trial Dispositions	13	1	84	98	1,600
Total Trial Dispositions		-	-	4	4	24	
	Other Manner of Disposition	1	0	0	1	1	
<b>2nd Judicial District</b>	<b>Incline Village Justice Court</b>	<b>New Filings (cases)</b>	<b>22</b>	<b>6</b>	<b>175</b>	<b>203</b>	<b>2,481</b>
		<b>Reopened (cases)</b>	0	0	53	53	9
		<b>Grand Total Dispositions</b>	<b>20</b>	<b>6</b>	<b>235</b>	<b>261</b>	<b>2,251</b>
		Total Non-Trial Dispositions	20	6	185	211	2,240
		Total Trial Dispositions	-	-	1	1	0
		Other Manner of Disposition	0	0	49	49	11
	<b>Reno Justice Court</b>	<b>New Filings (cases)</b>	<b>2,410</b>	<b>253</b>	<b>2,159</b>	<b>4,822</b>	<b>23,994</b>
		<b>Reopened (cases)</b>	253	80	1,059	1,392	359
		<b>Grand Total Dispositions</b>	<b>2,491</b>	<b>276</b>	<b>3,776</b>	<b>6,543</b>	<b>22,976</b>
		Total Non-Trial Dispositions	2,300	222	2,184	4,706	22,785
		Total Trial Dispositions	-	-	24	24	2
		Other Manner of Disposition	191	54	1,568	1,813	189
	<b>Sparks Justice Court</b>	<b>New Filings (cases)</b>	<b>1,099</b>	<b>108</b>	<b>1,118</b>	<b>2,325</b>	<b>7,699</b>
		<b>Reopened (cases)</b>	147	29	507	683	735
		<b>Grand Total Dispositions</b>	<b>1,165</b>	<b>125</b>	<b>1,861</b>	<b>3,151</b>	<b>8,388</b>
		Total Non-Trial Dispositions	1,050	101	1,392	2,543	7,797
		Total Trial Dispositions	-	-	10	10	3
	Other Manner of Disposition	115	24	459	598	588	
<b>Wadsworth Justice Court</b>	<b>New Filings (cases)</b>	<b>0</b>	<b>0</b>	<b>36</b>	<b>36</b>	<b>2,235</b>	
	<b>Reopened (cases)</b>	0	0	0	0	0	
	<b>Grand Total Dispositions</b>	<b>0</b>	<b>0</b>	<b>36</b>	<b>36</b>	<b>2,089</b>	
	Total Non-Trial Dispositions	0	0	36	36	2,088	
	Total Trial Dispositions	-	-	0	0	1	
	Other Manner of Disposition	0	0	0	0	0	
<b>3rd Judicial District</b>	<b>Canal Justice Court</b>	<b>New Filings (cases)</b>	<b>129</b>	<b>23</b>	<b>139</b>	<b>291</b>	<b>1,256</b>
		<b>Reopened (cases)</b>	4	0	1	5	0
		<b>Grand Total Dispositions</b>	<b>128</b>	<b>17</b>	<b>152</b>	<b>297</b>	<b>1,159</b>
		Total Non-Trial Dispositions	127	17	149	293	1,156
		Total Trial Dispositions	-	-	2	2	3
		Other Manner of Disposition	1	0	1	2	0
	<b>Dayton Justice Court</b>	<b>New Filings (cases)</b>	<b>93</b>	<b>23</b>	<b>293</b>	<b>409</b>	<b>3,661</b>
		<b>Reopened (cases)</b>	0	0	0	0	0
		<b>Grand Total Dispositions</b>	<b>80</b>	<b>26</b>	<b>246</b>	<b>352</b>	<b>3,552</b>
		Total Non-Trial Dispositions	80	25	241	346	3,551
		Total Trial Dispositions	-	-	4	4	1
		Other Manner of Disposition	0	1	1	2	0
	<b>Walker River Justice Court</b>	<b>New Filings (cases)</b>	<b>149</b>	<b>29</b>	<b>287</b>	<b>465</b>	<b>2,674</b>
<b>Reopened (cases)</b>		9	0	0	9	2	
<b>Grand Total Dispositions</b>		<b>138</b>	<b>25</b>	<b>244</b>	<b>407</b>	<b>2,221</b>	
Total Non-Trial Dispositions		127	25	233	385	2,210	
Total Trial Dispositions		-	-	1	1	8	
	Other Manner of Disposition	11	0	10	21	3	

<sup>a</sup> Totals reflect aggregate information from the Nevada Justice Courts. Information contained herein may reflect non-standard reporting and is noted by subsequent footnotes.

Source: Uniform System for Judicial Records, Nevada AOC, Research and Statistics Unit.

Table B5-1. Criminal Caseload Processed by Justice Courts in Nevada, Fiscal Year 2018.

Justice Court, Criminal Caseload, Aggregate (2 of 4)				Felony Total	Gross Misdemeanor Total	Misdemeanor (Non-Traffic), Total	Criminal Case Totals	Traffic and Parking Totals
4th Judicial District	Elko County	Carlin Justice Court	New Filings (cases)	0	0	98	98	582
			Reopened (cases)	0	0	0	0	0
			Grand Total Dispositions	0	0	87	87	520
			Total Non-Trial Dispositions	0	0	78	78	513
			Total Trial Dispositions	-	-	8	8	5
			Other Manner of Disposition	0	0	1	1	2
		Eastline Justice Court	New Filings (cases)	0	0	127	127	638
			Reopened (cases)	0	0	0	0	0
			Grand Total Dispositions	0	0	107	107	617
			Total Non-Trial Dispositions	0	0	103	103	617
			Total Trial Dispositions	-	-	4	4	0
			Other Manner of Disposition	0	0	0	0	0
	Elko Justice Court	New Filings (cases)	497	71	867	1,435	6,728	
		Reopened (cases)	45	10	434	489	133	
		Grand Total Dispositions	613	93	1,466	2,172	5,776	
		Total Non-Trial Dispositions	558	72	1,013	1,643	5,610	
Total Trial Dispositions		-	-	52	52	20		
Other Manner of Disposition		55	21	401	477	146		
Wells Justice Court	New Filings (cases)	0	0	300	300	4,840		
	Reopened (cases) <sup>b</sup>	0	0	1	1 <sup>b</sup>	0 <sup>b</sup>		
	Grand Total Dispositions	0	0	141	141	4,237		
	Total Non-Trial Dispositions	0	0	88	88	4,117		
	Total Trial Dispositions	-	-	47	47	90		
	Other Manner of Disposition	0	0	6	6	30		
5th Judicial District	Esmeralda County	Esmeralda Justice Court	New Filings (cases)	0	0	2	2	4,045
			Reopened (cases)	0	0	0	0	0
			Grand Total Dispositions	0	0	2	2	4,068
			Total Non-Trial Dispositions	0	0	0	0	4,064
			Total Trial Dispositions	-	-	0	0	4
			Other Manner of Disposition	0	0	2	2	0
	Nye County	Beatty Justice Court	New Filings (cases)	30	5	47	82	1,074
			Reopened (cases)	0	0	0	0	0
			Grand Total Dispositions	26	5	45	76	898
			Total Non-Trial Dispositions	26	5	45	76	896
			Total Trial Dispositions	-	-	0	0	1
			Other Manner of Disposition	0	0	0	0	1
		Pahrump Justice Court	New Filings (cases)	422	56	576	1,054	4,348
			Reopened (cases)	61	10	143	214	198
			Grand Total Dispositions	521	66	796	1,383	4,314
			Total Non-Trial Dispositions	460	50	630	1,140	3,979
			Total Trial Dispositions	-	-	24	24	35
			Other Manner of Disposition	61	16	142	219	300
Tonopah Justice Court	New Filings (cases)	57	3	111	171	3,463		
	Reopened (cases)	2	0	0	2	11		
	Grand Total Dispositions	60	3	112	175	3,605		
	Total Non-Trial Dispositions	60	3	105	168	3,545		
	Total Trial Dispositions	-	-	6	6	6		
	Other Manner of Disposition	0	0	1	1	54		
6th Judicial District	Humboldt County	Union Justice Court	New Filings (cases)	137	26	521	684	6,809
			Reopened (cases)	8	0	0	8	3
			Grand Total Dispositions	149	27	512	688	6,538
			Total Non-Trial Dispositions	147	26	490	663	6,530
			Total Trial Dispositions	-	-	22	22	7
Other Manner of Disposition	2	1	0	3	1			

<sup>b</sup> Reopened (cases) under-reported.

Source: Uniform System for Judicial Records, Nevada AOC, Research and Statistics Unit.

Table B5-1. Criminal Caseload Processed by Justice Courts in Nevada, Fiscal Year 2018.

Justice Court, Criminal Caseload, Aggregate (3 of 4)				Felony Total	Gross Misdemeanor Total	Misdemeanor (Non-Traffic), Total	Criminal Case Totals	Traffic and Parking Totals
7th Judicial District	Eureka County	Eureka Justice Court	New Filings (cases)	10	4	57	71	1,798
			Reopened (cases)	0	0	0	0	0
			Grand Total Dispositions	5	4	42	51	1,523
			Total Non-Trial Dispositions	4	3	42	49	1,519
			Total Trial Dispositions	-	-	0	0	4
	Other Manner of Disposition	1	1	0	2	0		
	Lincoln County	Meadow Valley Justice Court	New Filings (cases)	45	5	65	115	1,072
			Reopened (cases)	0	0	3	3	1
			Grand Total Dispositions	42	3	59	104	1,000
			Total Non-Trial Dispositions	42	3	57	102	994
			Total Trial Dispositions	-	-	1	1	3
		Other Manner of Disposition	0	0	1	1	3	
		Pahranagat Valley Justice Court	New Filings (cases)	13	2	44	59	3,092
			Reopened (cases)	0	0	0	0	1
			Grand Total Dispositions	11	2	44	57	2,841
Total Non-Trial Dispositions	9		2	38	49	2,828		
Total Trial Dispositions	-	-	2	2	2			
Other Manner of Disposition	2	0	4	6	11			
White Pine County	Ely Justice Court	New Filings (cases)	127	22	137	286	1,917	
		Reopened (cases)	5	3	5	13	8	
		Grand Total Dispositions	130	23	123	276	1,985	
		Total Non-Trial Dispositions	129	23	110	262	1,974	
		Total Trial Dispositions	-	-	12	12	7	
Other Manner of Disposition	1	0	1	2	4			
8th Judicial District	Clark County	Boulder Justice Court	New Filings (cases)	68	4	34	106	649
			Reopened (cases)	3	1	0	4	4
			Grand Total Dispositions	71	4	30	105	676
			Total Non-Trial Dispositions	71	4	24	99	669
			Total Trial Dispositions	-	-	6	6	7
		Other Manner of Disposition	0	0	0	0	0	
		Bunkerville Justice Court	New Filings (cases)	1	0	16	17	865
			Reopened (cases)	0	0	0	0	6
			Grand Total Dispositions	2	0	14	16	918
			Total Non-Trial Dispositions	1	0	14	15	917
			Total Trial Dispositions	-	-	0	0	1
		Other Manner of Disposition	1	0	0	1	0	
		Goodsprings Justice Court	New Filings (cases)	58	2	139	199	9,312
			Reopened (cases)	0	0	0	0	29
			Grand Total Dispositions	48	1	122	171	9,305
	Total Non-Trial Dispositions		48	1	119	168	9,301	
	Total Trial Dispositions		-	-	2	2	4	
	Other Manner of Disposition	0	0	1	1	0		
	Henderson Justice Court	New Filings (cases)	1,954	245	435	2,634	6,638	
		Reopened (cases)	25	5	0	30	26	
		Grand Total Dispositions	1,653	209	440	2,302	6,562	
		Total Non-Trial Dispositions	1,653	209	438	2,300	6,561	
		Total Trial Dispositions	-	-	2	2	1	
	Other Manner of Disposition	0	0	0	0	0		
	Las Vegas Justice Court	New Filings (cases)	16,815	1,512	22,507	40,834	161,393	
		Reopened (cases)	2,270	298	1,809	4,377	- <sup>c</sup>	
		Grand Total Dispositions	18,980	1,654	23,377	44,011	168,889	
Total Non-Trial Dispositions		16,039	1,259	20,615	37,913	168,755		
Total Trial Dispositions		-	-	124	124	22		
Other Manner of Disposition	2,941	395	2,638	5,974	112			
Laughlin Justice Court	New Filings (cases)	202	22	470	694	5,372		
	Reopened (cases)	0	0	0	0	5		
	Grand Total Dispositions	281	24	417	722	7,522 <sup>d</sup>		
	Total Non-Trial Dispositions	281	24	417	722	7,522		
	Total Trial Dispositions	-	-	0	0	0		
Other Manner of Disposition	0	0	0	0	0			
Mesquite Justice Court	New Filings (cases)	182	9	2	193	1		
	Reopened (cases)	1	0	0	1	0		
	Grand Total Dispositions <sup>d</sup>	244	10	10	264 <sup>d</sup>	1		
	Total Non-Trial Dispositions	243	10	10	263	1		
Total Trial Dispositions	-	-	0	0	0			
Other Manner of Disposition	1	0	0	1	0			

<sup>c</sup> Reopened (cases) not reported.

<sup>d</sup> Includes administrative case closures.

Source: Uniform System for Judicial Records, Nevada AOC, Research and Statistics Unit.

Table B5-1. Criminal Caseload Processed by Justice Courts in Nevada, Fiscal Year 2018.

Justice Court, Criminal Caseload, Aggregate (4 of 4)				Felony Total	Gross Misdemeanor Total	Misdemeanor (Non-Traffic), Total	Criminal Case Totals	Traffic and Parking Totals
8th Judicial District Cont.	Clark County Cont.	Moapa Justice Court	New Filings (cases)	22	3	43	68	1,307
			Reopened (cases)	0	0	1	1	0
			Grand Total Dispositions	19	1	39	59	1,235
			Total Non-Trial Dispositions	19	1	39	59	1,235
			Total Trial Dispositions	-	-	0	0	0
		Other Manner of Disposition	0	0	0	0	0	
		Moapa Valley Justice Court	New Filings (cases)	29	4	101	134	962
			Reopened (cases)	0	0	0	0	1
			Grand Total Dispositions	22	5	99	126	868
			Total Non-Trial Dispositions	21	5	75	101	863
			Total Trial Dispositions	-	-	24	24	5
		Other Manner of Disposition	1	0	0	1	0	
	North Las Vegas Justice Court	New Filings (cases)	2,482	228	404	3,114	956	
		Reopened (cases)	41	10	2	53	2	
		Grand Total Dispositions	2,271	203	422	2,896	927	
		Total Non-Trial Dispositions	2,231	200	420	2,851	925	
Total Trial Dispositions		-	-	2	2	2		
Other Manner of Disposition	40	3	0	43	0			
Searchlight Justice Court	New Filings (cases)	13	3	62	78	1,606		
	Reopened (cases)	1	0	0	1	1		
	Grand Total Dispositions	9	4	61	74	1,590		
	Total Non-Trial Dispositions	9	4	57	70	1,585		
	Total Trial Dispositions	-	-	4	4	5		
Other Manner of Disposition	0	0	0	0	0			
9th Judicial District	Douglas County	East Fork Justice Court	New Filings (cases)	228	39	822	1,089	5,839
			Reopened (cases)	19	2	120	141	36
			Grand Total Dispositions	205	44	830	1,079	5,539
			Total Non-Trial Dispositions	148	23	721	892	5,462
			Total Trial Dispositions	-	-	22	22	12
	Other Manner of Disposition	57	21	87	165	65		
	Tahoe Justice Court	New Filings (cases)	159	33	695	887	3,667	
		Reopened (cases)	0	0	12	12	4	
		Grand Total Dispositions	132	22	543	697	3,184	
		Total Non-Trial Dispositions	132	22	525	679	3,176	
Total Trial Dispositions		-	-	17	17	8		
Other Manner of Disposition	0	0	1	1	0			
10th Judicial District	Churchill County	New River Justice Court	New Filings (cases)	248	47	510	805	4,604
			Reopened (cases)	2	0	0	2	0
			Grand Total Dispositions	211	44	406	661	2,843
			Total Non-Trial Dispositions	204	43	394	641	2,832
			Total Trial Dispositions	-	-	12	12	11
Other Manner of Disposition	7	1	0	8	0			
11th Judicial District	Lander County	Argenta Justice Court	New Filings (cases)	50	12	158	220	2,290
			Reopened (cases)	0	0	0	0	0
			Grand Total Dispositions	42	10	164	216	2,320
			Total Non-Trial Dispositions	41	10	164	215	2,179
			Total Trial Dispositions	-	-	0	0	0
		Other Manner of Disposition	1	0	0	1	141	
	Austin Justice Court	New Filings (cases)	2	0	23	25	840	
		Reopened (cases)	0	0	0	0	0	
		Grand Total Dispositions	0	0	23	23	779	
		Total Non-Trial Dispositions	0	0	22	22	779	
		Total Trial Dispositions	-	-	0	0	0	
	Other Manner of Disposition	0	0	1	1	0		
	Mineral County	Hawthorne Justice Court	New Filings (cases)	110	23	319	452	7,042
			Reopened (cases)	0	0	0	0	5
			Grand Total Dispositions <sup>i</sup>	85	14	138	237 <sup>i</sup>	1,103 <sup>i</sup>
Total Non-Trial Dispositions			85	13	134	232	1,101	
Total Trial Dispositions			-	-	4	4	1	
Other Manner of Disposition	0	1	0	1	1			
Pershing County	Lake Justice Court	New Filings (cases)	94	7	294	395	2,835	
		Reopened (cases)	0	0	0	0	0	
		Grand Total Dispositions	95	5	242	342	2,948	
		Total Non-Trial Dispositions	93	4	238	335	2,936	
		Total Trial Dispositions	-	-	2	2	12	
Other Manner of Disposition	2	1	2	5	0			

<sup>i</sup> Incomplete data.

Source: Uniform System for Judicial Records, Nevada AOC, Research and Statistics Unit.

**Table B5-2. Criminal Caseload Processed by Justice Courts in Nevada, Fiscal Year 2018.**

Justice Court, Criminal Caseload, Felony (1 of 6)			Crimes Against Persons, Felony	Domestic Violence, Felony	Elder Abuse, Felony	Child Abuse & Neglect, Felony	Protection Order Violation, Felony	Crimes Against Property, Felony	Drugs, Felony	Weapons, Felony	Motor Vehicle - DUI, Felony	Motor Vehicle - Reckless, Felony	Motor Vehicle - Other, Felony	Public Order, Felony	Other, Felony
<b>Totals<sup>a</sup></b>	<b>Nevada Justice Courts</b>	<b>New Filings (cases)</b>	<b>6,192</b>	<b>1,561</b>	<b>63</b>	<b>729</b>	<b>57</b>	<b>8,624</b>	<b>9,302</b>	<b>1,066</b>	<b>498</b>	<b>17</b>	<b>160</b>	<b>166</b>	<b>425</b>
		<b>Reopened (cases)</b>	330	214	0	40	2	595	1,614	54	23	0	5	13	16
		<b>Charges</b>	12,280	2,215	132	1,357	104	21,819	14,542	3,403	568	35	388	313	755
		<b>Grand Total Dispositions</b>	6,159	1,655	55	653	54	9,418	10,248	1,027	467	12	141	125	394
		Total Non-Trial Dispositions	5,567	1,406	55	611	49	8,651	8,581	960	440	10	131	108	341
		Total Trial Dispositions	-	-	-	-	-	-	-	-	-	-	-	-	-
		Other Manner of Disposition	592	249	0	42	5	767	1,667	67	27	2	10	17	53
<b>1st Judicial District</b>	<b>Carson City Justice Court</b>	<b>New Filings (cases)</b>	126	22	3	11	5	243	422	9	14	2	12	0	17
		<b>Reopened (cases)</b>	3	1	0	0	0	2	4	0	0	0	0	0	0
		<b>Charges</b>	216	24	3	12	6	483	689	96	17	2	14	0	26
		<b>Grand Total Dispositions</b>	94	16	2	5	4	172	122	3	10	1	1	0	15
		Total Non-Trial Dispositions	92	15	2	5	4	171	121	3	10	0	1	0	0
	Total Trial Dispositions	-	-	-	-	-	-	-	-	-	-	-	-	-	
	Other Manner of Disposition	2	1	0	0	0	1	1	0	0	1	0	0	0	
	<b>Storey County Justice Court</b>	<b>New Filings (cases)</b>	5	1	0	0	0	6	5	0	0	0	0	0	0
		<b>Reopened (cases)</b>	0	0	0	0	0	0	0	0	0	0	0	0	0
		<b>Charges</b>	5	2	0	0	0	8	5	0	0	0	0	0	0
<b>Grand Total Dispositions</b>		2	0	0	0	1	8	2	1	0	0	0	0	0	
Total Non-Trial Dispositions		2	0	0	0	0	8	2	1	0	0	0	0	0	
Total Trial Dispositions	-	-	-	-	-	-	-	-	-	-	-	-	-		
Other Manner of Disposition	0	0	0	0	1	0	0	0	0	0	0	0	0		
<b>2nd Judicial District</b>	<b>Incline Village Justice Court</b>	<b>New Filings (cases)</b>	6	2	0	1	0	6	3	1	3	0	0	0	0
		<b>Reopened (cases)</b>	0	0	0	0	0	0	0	0	0	0	0	0	0
		<b>Charges</b>	6	2	0	2	0	15	6	1	3	0	0	0	0
		<b>Grand Total Dispositions</b>	5	2	0	0	0	5	5	1	2	0	0	0	0
		Total Non-Trial Dispositions	5	2	0	0	0	5	5	1	2	0	0	0	0
	Total Trial Dispositions	-	-	-	-	-	-	-	-	-	-	-	-	-	
	Other Manner of Disposition	0	0	0	0	0	0	0	0	0	0	0	0	0	
	<b>Reno Justice Court</b>	<b>New Filings (cases)</b>	507	69	5	91	2	891	600	84	78	1	28	2	52
		<b>Reopened (cases)</b>	67	51	0	9	0	47	68	2	9	0	0	0	0
		<b>Charges</b>	813	98	6	122	2	1,658	1,170	280	86	2	56	3	69
		<b>Grand Total Dispositions</b>	536	115	5	89	3	900	618	86	75	0	15	1	48
		Total Non-Trial Dispositions	479	74	5	83	3	867	573	85	69	0	15	1	46
	Total Trial Dispositions	-	-	-	-	-	-	-	-	-	-	-	-	-	
	Other Manner of Disposition	57	41	0	6	0	33	45	1	6	0	0	0	2	
	<b>Sparks Justice Court</b>	<b>New Filings (cases)</b>	188	29	2	44	7	430	288	35	42	0	15	4	15
<b>Reopened (cases)</b>		22	13	0	5	1	45	50	5	4	0	2	0	0	
<b>Charges</b>		353	42	2	57	9	812	543	113	45	0	37	4	20	
<b>Grand Total Dispositions</b>		179	39	3	46	7	445	319	38	55	0	17	4	13	
Total Non-Trial Dispositions		165	28	3	42	6	415	274	34	51	0	15	4	13	
Total Trial Dispositions	-	-	-	-	-	-	-	-	-	-	-	-	-		
Other Manner of Disposition	14	11	0	4	1	30	45	4	4	0	2	0	0		
<b>Wadsworth Justice Court</b>	<b>New Filings (cases)</b>	0	0	0	0	0	0	0	0	0	0	0	0	0	
	<b>Reopened (cases)</b>	0	0	0	0	0	0	0	0	0	0	0	0	0	
	<b>Charges</b>	0	0	0	0	0	0	0	0	0	0	0	0	0	
	<b>Grand Total Dispositions</b>	0	0	0	0	0	0	0	0	0	0	0	0	0	
	Total Non-Trial Dispositions	0	0	0	0	0	0	0	0	0	0	0	0	0	
Total Trial Dispositions	-	-	-	-	-	-	-	-	-	-	-	-	-		
Other Manner of Disposition	0	0	0	0	0	0	0	0	0	0	0	0	0		

<sup>a</sup> Totals reflect aggregate information from the Nevada Justice Courts. Information contained herein may reflect non-standard reporting and is noted by subsequent footnotes.  
Source: Uniform System for Judicial Records, Nevada AOC, Research and Statistics Unit.

**Table B5-2. Criminal Caseload Processed by Justice Courts in Nevada, Fiscal Year 2018.**

Justice Court, Criminal Caseload, Felony (2 of 6)		Crimes Against Persons, Felony	Domestic Violence, Felony	Elder Abuse, Felony	Child Abuse & Neglect, Felony	Protection Order Violation, Felony	Crimes Against Property, Felony	Drugs, Felony	Weapons, Felony	Motor Vehicle - DUI, Felony	Motor Vehicle - Reckless, Felony	Motor Vehicle - Other, Felony	Public Order, Felony	Other, Felony		
3rd Judicial District	Lyon County	Canal Justice Court	<b>New Filings (cases)</b>	23	7	3	1	0	59	23	3	5	0	0	5	
			<b>Reopened (cases)</b>	3	0	0	0	0	1	0	0	0	0	0	0	0
			<b>Charges</b>	35	11	3	3	0	107	42	7	5	0	1	0	6
			<b>Grand Total Dispositions</b>	22	5	3	1	0	55	30	3	3	0	0	0	6
			Total Non-Trial Dispositions	21	5	3	1	0	55	30	3	3	0	0	0	6
			Total Trial Dispositions	-	-	-	-	-	-	-	-	-	-	-	-	-
			Other Manner of Disposition	1	0	0	0	0	0	0	0	0	0	0	0	0
			<b>New Filings (cases)</b>	23	5	0	3	0	24	25	2	3	0	0	1	7
			<b>Reopened (cases)</b>	0	0	0	0	0	0	0	0	0	0	0	0	0
			<b>Charges</b>	35	10	0	4	0	42	35	8	3	0	1	2	7
			<b>Grand Total Dispositions</b>	21	6	1	2	0	21	21	2	2	0	0	0	4
			Total Non-Trial Dispositions	21	6	1	2	0	21	21	2	2	0	0	0	4
		Total Trial Dispositions	-	-	-	-	-	-	-	-	-	-	-	-	-	
		Other Manner of Disposition	0	0	0	0	0	0	0	0	0	0	0	0	0	
		Walker River Justice Court	<b>New Filings (cases)</b>	23	7	0	5	2	51	45	2	8	0	2	4	
		<b>Reopened (cases)</b>	4	1	0	1	0	1	2	0	0	0	0	0		
		<b>Charges</b>	37	7	0	7	2	91	81	8	8	3	0	5		
		<b>Grand Total Dispositions</b>	17	5	0	5	3	50	43	2	7	0	2	4		
		Total Non-Trial Dispositions	13	2	0	5	3	48	41	2	7	0	2	4		
		Total Trial Dispositions	-	-	-	-	-	-	-	-	-	-	-	-		
		Other Manner of Disposition	4	3	0	0	0	2	2	0	0	0	0	0		
4th Judicial District	Elko County	Carlin Justice Court	<b>New Filings (cases)</b>	0	0	0	0	0	0	0	0	0	0	0	0	
			<b>Reopened (cases)</b>	0	0	0	0	0	0	0	0	0	0	0	0	
			<b>Charges</b>	0	0	0	0	0	0	0	0	0	0	0	0	
			<b>Grand Total Dispositions</b>	0	0	0	0	0	0	0	0	0	0	0	0	
			Total Non-Trial Dispositions	0	0	0	0	0	0	0	0	0	0	0	0	
			Total Trial Dispositions	-	-	-	-	-	-	-	-	-	-	-	-	
			Other Manner of Disposition	0	0	0	0	0	0	0	0	0	0	0	0	
			Eastline Justice Court	<b>New Filings (cases)</b>	0	0	0	0	0	0	0	0	0	0	0	0
			<b>Reopened (cases)</b>	0	0	0	0	0	0	0	0	0	0	0	0	
			<b>Charges</b>	0	0	0	0	0	0	0	0	0	0	0	0	
			<b>Grand Total Dispositions</b>	0	0	0	0	0	0	0	0	0	0	0	0	
			Total Non-Trial Dispositions	0	0	0	0	0	0	0	0	0	0	0	0	
		Total Trial Dispositions	-	-	-	-	-	-	-	-	-	-	-	-		
		Other Manner of Disposition	0	0	0	0	0	0	0	0	0	0	0	0		
		Elko Justice Court	<b>New Filings (cases)</b>	79	3	0	7	2	152	219	11	12	0	3	8	
		<b>Reopened (cases)</b>	4	3	0	3	0	20	14	0	0	0	0	1		
		<b>Charges</b>	180	5	0	11	3	494	448	63	12	8	1	28		
		<b>Grand Total Dispositions</b>	95	6	1	8	0	190	264	16	16	2	2	10		
		Total Non-Trial Dispositions	90	1	1	4	0	168	250	16	14	1	2	9		
		Total Trial Dispositions	-	-	-	-	-	-	-	-	-	-	-	-		
		Other Manner of Disposition	5	5	0	4	0	22	14	0	2	1	0	1		
	Wells Justice Court	<b>New Filings (cases)</b>	0	0	0	0	0	0	0	0	0	0	0	0		
		<b>Reopened (cases) <sup>b</sup></b>	0	0	0	0	0	0	0	0	0	0	0	0		
		<b>Charges</b>	0	0	0	0	0	0	0	0	0	0	0	0		
		<b>Grand Total Dispositions</b>	0	0	0	0	0	0	0	0	0	0	0	0		
		Total Non-Trial Dispositions	0	0	0	0	0	0	0	0	0	0	0	0		
		Total Trial Dispositions	-	-	-	-	-	-	-	-	-	-	-	-		
		Other Manner of Disposition	0	0	0	0	0	0	0	0	0	0	0	0		

<sup>b</sup> Reopened (cases) under-reported.

Source: Uniform System for Judicial Records, Nevada AOC, Research and Statistics Unit.

Table B5-2. Criminal Caseload Processed by Justice Courts in Nevada, Fiscal Year 2018.

Justice Court, Criminal Caseload, Felony (3 of 6)		Crimes Against Persons, Felony	Domestic Violence, Felony	Elder Abuse, Felony	Child Abuse & Neglect, Felony	Protection Order Violation, Felony	Crimes Against Property, Felony	Drugs, Felony	Weapons, Felony	Motor Vehicle - DUI, Felony	Motor Vehicle - Reckless, Felony	Motor Vehicle - Other, Felony	Public Order, Felony	Other, Felony		
5th Judicial District	Esmeralda County	Esmeralda Justice Court	<b>New Filings (cases)</b>	0	0	0	0	0	0	0	0	0	0	0		
		<b>Reopened (cases)</b>	0	0	0	0	0	0	0	0	0	0	0	0		
		<b>Charges</b>	0	0	0	0	0	0	0	0	0	0	0	0		
		<b>Grand Total Dispositions</b>	0	0	0	0	0	0	0	0	0	0	0	0		
		Total Non-Trial Dispositions	0	0	0	0	0	0	0	0	0	0	0	0		
		Total Trial Dispositions	-	-	-	-	-	-	-	-	-	-	-	-		
	Other Manner of Disposition	0	0	0	0	0	0	0	0	0	0	0	0			
	Nye County	Beatty Justice Court	<b>New Filings (cases)</b>	6	0	0	3	0	10	9	1	0	0	0	1	
			<b>Reopened (cases)</b>	0	0	0	0	0	0	0	0	0	0	0	0	
			<b>Charges</b>	13	0	0	3	0	12	15	6	0	0	0	1	
			<b>Grand Total Dispositions</b>	3	0	0	2	0	10	7	2	0	0	1	1	
			Total Non-Trial Dispositions	3	0	0	2	0	10	7	2	0	0	1	1	
			Total Trial Dispositions	-	-	-	-	-	-	-	-	-	-	-	-	
		Other Manner of Disposition	0	0	0	0	0	0	0	0	0	0	0	0		
		Pahrump Justice Court	<b>New Filings (cases)</b>	66	2	0	25	3	93	181	11	5	1	1	0	34
			<b>Reopened (cases)</b>	13	6	0	2	0	14	23	1	0	0	0	0	2
<b>Charges</b>			118	3	0	35	3	161	351	33	6	1	1	0	70	
<b>Grand Total Dispositions</b>	79		12	0	28	2	124	222	7	5	1	1	0	40		
Total Non-Trial Dispositions	75	5	0	28	2	112	203	7	5	1	1	0	21			
Total Trial Dispositions	-	-	-	-	-	-	-	-	-	-	-	-	-			
Other Manner of Disposition	4	7	0	0	0	12	19	0	0	0	0	0	19			
Tonopah Justice Court	<b>New Filings (cases)</b>	12	1	0	0	0	22	18	1	1	0	1	0	1		
	<b>Reopened (cases)</b>	1	0	0	0	0	0	1	0	0	0	0	0	0		
	<b>Charges</b>	12	1	0	0	0	24	26	3	1	0	1	0	4		
	<b>Grand Total Dispositions</b>	21	0	0	0	0	17	20	1	1	0	0	0	0		
	Total Non-Trial Dispositions	21	0	0	0	0	17	20	1	1	0	0	0	0		
	Total Trial Dispositions	-	-	-	-	-	-	-	-	-	-	-	-	-		
Other Manner of Disposition	0	0	0	0	0	0	0	0	0	0	0	0	0			
6th Judicial District	Humboldt County	Union Justice Court	<b>New Filings (cases)</b>	23	4	0	0	0	27	65	6	10	0	0	2	
		<b>Reopened (cases)</b>	4	0	0	0	0	1	3	0	0	0	0	0		
		<b>Charges</b>	76	4	0	2	0	43	97	17	11	0	0	0	5	
		<b>Grand Total Dispositions</b>	23	4	0	0	0	26	78	7	7	0	0	0	4	
		Total Non-Trial Dispositions	22	4	0	0	0	26	77	7	7	0	0	0	4	
Total Trial Dispositions	-	-	-	-	-	-	-	-	-	-	-	-	-			
Other Manner of Disposition	1	0	0	0	0	0	1	0	0	0	0	0	0			
7th Judicial District	Eureka County	Eureka Justice Court	<b>New Filings (cases)</b>	1	1	0	0	1	3	2	2	0	0	0		
		<b>Reopened (cases)</b>	0	0	0	0	0	0	0	0	0	0	0	0		
		<b>Charges</b>	1	2	0	0	1	3	6	13	0	0	0	0		
		<b>Grand Total Dispositions</b>	0	1	0	0	1	2	1	0	0	0	0	0		
		Total Non-Trial Dispositions	0	0	0	0	1	2	1	0	0	0	0	0		
Total Trial Dispositions	-	-	-	-	-	-	-	-	-	-	-	-				
Other Manner of Disposition	0	1	0	0	0	0	0	0	0	0	0	0				

Source: Uniform System for Judicial Records, Nevada AOC, Research and Statistics Unit.

**Table B5-2. Criminal Caseload Processed by Justice Courts in Nevada, Fiscal Year 2018.**

Justice Court, Criminal Caseload, Felony (4 of 6)			Crimes Against Persons, Felony	Domestic Violence, Felony	Elder Abuse, Felony	Child Abuse & Neglect, Felony	Protection Order Violation, Felony	Crimes Against Property, Felony	Drugs, Felony	Weapons, Felony	Motor Vehicle - DUI, Felony	Motor Vehicle - Reckless, Felony	Motor Vehicle - Other, Felony	Public Order, Felony	Other, Felony		
7th Judicial District Cont.	Lincoln County	Meadow Valley Justice Court	<b>New Filings (cases)</b>	12	1	0	0	0	11	19	0	1	0	0	0	1	
			<b>Reopened (cases)</b>	0	0	0	0	0	0	0	0	0	0	0	0	0	0
			<b>Charges</b>	22	1	0	0	0	252	29	2	1	0	0	0	0	1
			<b>Grand Total Dispositions</b>	10	1	0	0	0	14	15	0	2	0	0	0	0	0
			Total Non-Trial Dispositions	10	1	0	0	0	14	15	0	2	0	0	0	0	0
			Total Trial Dispositions	-	-	-	-	-	-	-	-	-	-	-	-	-	-
		Other Manner of Disposition	0	0	0	0	0	0	0	0	0	0	0	0	0	0	
		Pahranaagat Valley Justice Court	<b>New Filings (cases)</b>	1	1	0	0	0	2	9	0	0	0	0	0	0	
			<b>Reopened (cases)</b>	0	0	0	0	0	0	0	0	0	0	0	0	0	
			<b>Charges</b>	1	1	0	1	0	3	10	0	0	0	0	0	0	
			<b>Grand Total Dispositions</b>	0	1	0	0	0	1	9	0	0	0	0	0	0	
			Total Non-Trial Dispositions	0	1	0	0	0	0	8	0	0	0	0	0	0	
			Total Trial Dispositions	-	-	-	-	-	-	-	-	-	-	-	-	-	
			Other Manner of Disposition	0	0	0	0	0	1	1	0	0	0	0	0	0	
		White Pine County	Ely Justice Court	<b>New Filings (cases)</b>	27	4	0	0	0	29	58	2	2	1	1	0	3
				<b>Reopened (cases)</b>	2	1	0	0	0	1	1	0	0	0	0	0	0
				<b>Charges</b>	34	5	0	1	0	45	198	42	2	1	1	0	5
				<b>Grand Total Dispositions</b>	25	4	0	0	0	39	54	2	1	0	0	0	5
			Total Non-Trial Dispositions	24	4	0	0	0	39	54	2	1	0	0	0	5	
			Total Trial Dispositions	-	-	-	-	-	-	-	-	-	-	-	-	-	
		Other Manner of Disposition	1	0	0	0	0	0	0	0	0	0	0	0	0		
8th Judicial District	Clark County	Boulder Justice Court	<b>New Filings (cases)</b>	17	5	4	1	1	18	14	1	7	0	0	0	0	
			<b>Reopened (cases)</b>	2	0	0	0	0	0	0	1	0	0	0	0	0	
			<b>Charges</b>	33	7	4	2	1	46	24	2	7	0	2	1	0	
			<b>Grand Total Dispositions</b>	14	4	4	1	1	22	15	4	5	0	0	0	1	
			Total Non-Trial Dispositions	14	4	4	1	1	22	15	4	5	0	0	0	1	
			Total Trial Dispositions	-	-	-	-	-	-	-	-	-	-	-	-	-	
		Other Manner of Disposition	0	0	0	0	0	0	0	0	0	0	0	0	0		
			<b>New Filings (cases)</b>	0	0	0	0	0	0	1	0	0	0	0	0	0	
			<b>Reopened (cases)</b>	0	0	0	0	0	0	0	0	0	0	0	0	0	
			<b>Charges</b>	0	0	0	0	0	0	1	0	0	0	0	0	0	
			<b>Grand Total Dispositions</b>	0	0	0	0	0	1	0	1	0	0	0	0	0	
			Total Non-Trial Dispositions	0	0	0	0	0	1	0	0	0	0	0	0	0	
			Total Trial Dispositions	-	-	-	-	-	-	-	-	-	-	-	-	-	
			Other Manner of Disposition	0	0	0	0	0	0	0	1	0	0	0	0	0	
			<b>New Filings (cases)</b>	5	1	0	2	0	19	19	10	1	1	0	0	0	
			<b>Reopened (cases)</b>	0	0	0	0	0	0	0	0	0	0	0	0	0	
			<b>Charges</b>	20	1	0	2	0	79	25	47	1	1	1	0	0	
			<b>Grand Total Dispositions</b>	3	0	0	1	0	20	18	3	1	1	0	0	1	
		Total Non-Trial Dispositions	3	0	0	1	0	20	18	3	1	1	0	0	1		
		Total Trial Dispositions	-	-	-	-	-	-	-	-	-	-	-	-	-		
		Other Manner of Disposition	0	0	0	0	0	0	0	0	0	0	0	0	0		
		<b>New Filings (cases)</b>	342	118	10	66	5	650	664	39	25	0	7	0	28		
		<b>Reopened (cases)</b>	12	1	0	2	1	6	2	0	0	0	0	0	1		
		<b>Charges</b>	582	172	57	109	10	1,728	887	122	31	3	26	1	33		
		<b>Grand Total Dispositions</b>	286	104	7	54	4	602	526	31	17	0	7	0	15		
		Total Non-Trial Dispositions	286	104	7	54	4	602	526	31	17	0	7	0	15		
		Total Trial Dispositions	-	-	-	-	-	-	-	-	-	-	-	-	-		
		Other Manner of Disposition	0	0	0	0	0	0	0	0	0	0	0	0	0		

Source: Uniform System for Judicial Records, Nevada AOC, Research and Statistics Unit.



**Table B5-2. Criminal Caseload Processed by Justice Courts in Nevada, Fiscal Year 2018.**

Justice Court, Criminal Caseload, Felony (5 of 6)			Crimes Against Persons, Felony	Domestic Violence, Felony	Elder Abuse, Felony	Child Abuse & Neglect, Felony	Protection Order Violation, Felony	Crimes Against Property, Felony	Drugs, Felony	Weapons, Felony	Motor Vehicle - DUI, Felony	Motor Vehicle - Reckless, Felony	Motor Vehicle - Other, Felony	Public Order, Felony	Other, Felony	
8th Judicial District Cont.	Clark County Cont.	Las Vegas Justice Court	<b>New Filings (cases)</b>	3,979	1,116	23	371	26	4,921	5,006	681	233	7	65	155	232
			<b>Reopened (cases)</b>	181	137	0	16	0	444	1,416	44	5	0	2	13	12
			<b>Charges</b>	8,259	1,570	41	761	64	13,562	7,593	2,083	269	20	187	294	432
			<b>Grand Total Dispositions</b>	4,044	1,177	19	324	25	5,731	6,389	659	202	6	73	117	214
			Total Non-Trial Dispositions	3,554	1,000	19	298	22	5,102	4,886	606	191	6	71	100	184
			Total Trial Dispositions	-	-	-	-	-	-	-	-	-	-	-	-	-
		Other Manner of Disposition	490	177	0	26	3	629	1,503	53	11	0	2	17	30	
		Laughlin Justice Court	<b>New Filings (cases)</b>	34	2	0	4	0	102	47	8	1	0	0	0	4
			<b>Reopened (cases)</b>	0	0	0	0	0	0	0	0	0	0	0	0	0
			<b>Charges</b>	50	8	0	5	0	222	79	19	1	0	1	0	4
			<b>Grand Total Dispositions<sup>c</sup></b>	29	3	0	2	0	171	60	9	4	0	0	0	3
			Total Non-Trial Dispositions	29	3	0	2	0	171	60	9	4	0	0	0	3
	Total Trial Dispositions		-	-	-	-	-	-	-	-	-	-	-	-	-	
	Other Manner of Disposition	0	0	0	0	0	0	0	0	0	0	0	0	0		
	Mesquite Justice Court	<b>New Filings (cases)</b>	17	3	0	4	0	34	117	2	2	0	1	1	1	
		<b>Reopened (cases)</b>	1	0	0	0	0	0	0	0	0	0	0	0	0	
		<b>Charges</b>	25	4	0	10	0	54	205	10	2	0	3	1	1	
		<b>Grand Total Dispositions<sup>c</sup></b>	20	4	0	3	0	65	143	3	3	0	2	0	1	
		Total Non-Trial Dispositions	20	4	0	3	0	64	143	3	3	0	2	0	1	
		Total Trial Dispositions	-	-	-	-	-	-	-	-	-	-	-	-	-	
	Other Manner of Disposition	0	0	0	0	0	1	0	0	0	0	0	0	0		
	Moapa Justice Court	<b>New Filings (cases)</b>	3	1	0	0	0	6	8	2	1	1	0	0	0	
		<b>Reopened (cases)</b>	0	0	0	0	0	0	0	0	0	0	0	0	0	
		<b>Charges</b>	10	2	0	0	0	6	11	5	1	1	0	0	0	
		<b>Grand Total Dispositions</b>	5	1	0	0	0	3	8	1	1	0	0	0	0	
		Total Non-Trial Dispositions	5	1	0	0	0	3	8	1	1	0	0	0	0	
		Total Trial Dispositions	-	-	-	-	-	-	-	-	-	-	-	-	-	
	Other Manner of Disposition	0	0	0	0	0	0	0	0	0	0	0	0	0		
Moapa Valley Justice Court	<b>New Filings (cases)</b>	5	0	0	2	0	7	8	4	1	1	0	0	1		
	<b>Reopened (cases)</b>	0	0	0	0	0	0	0	0	0	0	0	0	0		
	<b>Charges</b>	7	0	0	2	0	12	11	26	1	1	0	0	1		
	<b>Grand Total Dispositions</b>	5	0	0	1	0	7	4	4	0	1	0	0	0		
	Total Non-Trial Dispositions	5	0	0	1	0	7	3	4	0	1	0	0	0		
	Total Trial Dispositions	-	-	-	-	-	-	-	-	-	-	-	-	-		
Other Manner of Disposition	0	0	0	0	0	0	1	0	0	0	0	0	0			
North Las Vegas Justice Court	<b>New Filings (cases)</b>	549	136	2	70	0	590	976	124	17	1	11	1	5		
	<b>Reopened (cases)</b>	9	0	0	2	0	6	22	1	1	0	0	0	0		
	<b>Charges</b>	1,178	210	5	173	0	1,460	1,240	331	18	2	30	3	24		
	<b>Grand Total Dispositions</b>	515	130	5	65	1	538	867	118	18	0	10	1	3		
	Total Non-Trial Dispositions	510	129	5	64	1	521	859	112	17	0	9	1	3		
	Total Trial Dispositions	-	-	-	-	-	-	-	-	-	-	-	-	-		
Other Manner of Disposition	5	1	0	1	0	17	8	6	1	0	1	0	0			
Searchlight Justice Court	<b>New Filings (cases)</b>	3	0	0	0	0	3	1	3	0	1	2	0	0		
	<b>Reopened (cases)</b>	0	0	0	0	0	0	0	0	0	0	1	0	0		
	<b>Charges</b>	3	0	0	0	0	7	1	19	0	1	3	0	0		
	<b>Grand Total Dispositions</b>	3	0	0	0	0	2	2	1	0	0	1	0	0		
	Total Non-Trial Dispositions	3	0	0	0	0	2	2	1	0	0	1	0	0		
	Total Trial Dispositions	-	-	-	-	-	-	-	-	-	-	-	-	-		
Other Manner of Disposition	0	0	0	0	0	0	0	0	0	0	0	0	0			

<sup>c</sup> Includes administrative case closures.

Source: Uniform System for Judicial Records, Nevada AOC, Research and Statistics Unit.

**Table B5-2. Criminal Caseload Processed by Justice Courts in Nevada, Fiscal Year 2018.**

Justice Court, Criminal Caseload, Felony (6 of 6)		Crimes Against Persons, Felony	Domestic Violence, Felony	Elder Abuse, Felony	Child Abuse & Neglect, Felony	Protection Order Violation, Felony	Crimes Against Property, Felony	Drugs, Felony	Weapons, Felony	Motor Vehicle - DUI, Felony	Motor Vehicle - Reckless, Felony	Motor Vehicle - Other, Felony	Public Order, Felony	Other, Felony			
9th Judicial District	Douglas County	East Fork Justice Court	<b>New Filings (cases)</b>	<b>33</b>	<b>6</b>	<b>2</b>	<b>6</b>	<b>1</b>	<b>46</b>	<b>110</b>	<b>6</b>	<b>9</b>	<b>0</b>	<b>6</b>	<b>0</b>	<b>3</b>	
			Reopened (cases)	1	0	0	0	0	6	8	0	4	0	0	0	0	0
			Charges	47	7	2	9	1	84	158	11	12	0	6	0	4	0
			<b>Grand Total Dispositions</b>	<b>31</b>	<b>4</b>	<b>0</b>	<b>5</b>	<b>0</b>	<b>39</b>	<b>99</b>	<b>8</b>	<b>11</b>	<b>0</b>	<b>5</b>	<b>0</b>	<b>3</b>	<b>0</b>
			Total Non-Trial Dispositions	27	2	0	4	0	22	75	7	8	0	1	0	2	0
			Total Trial Dispositions	-	-	-	-	-	-	-	-	-	-	-	-	-	-
			Other Manner of Disposition	4	2	0	1	0	17	24	1	3	0	4	0	1	0
			Tahoe Justice Court	<b>New Filings (cases)</b>	<b>9</b>	<b>3</b>	<b>0</b>	<b>0</b>	<b>40</b>	<b>99</b>	<b>2</b>	<b>4</b>	<b>0</b>	<b>1</b>	<b>1</b>	<b>0</b>	<b>0</b>
			Reopened (cases)	0	0	0	0	0	0	0	0	0	0	0	0	0	0
			Charges	13	3	0	0	0	57	140	8	7	0	1	1	0	0
	<b>Grand Total Dispositions</b>	<b>6</b>	<b>4</b>	<b>0</b>	<b>0</b>	<b>0</b>	<b>34</b>	<b>80</b>	<b>1</b>	<b>5</b>	<b>0</b>	<b>1</b>	<b>0</b>	<b>1</b>	<b>0</b>		
	Total Non-Trial Dispositions	6	4	0	0	0	34	80	1	5	0	1	0	1	0		
	Total Trial Dispositions	-	-	-	-	-	-	-	-	-	-	-	-	-	-		
	Other Manner of Disposition	0	0	0	0	0	0	0	0	0	0	0	0	0	0		
10th Judicial District	Churchill County	New River Justice Court	<b>New Filings (cases)</b>	<b>41</b>	<b>3</b>	<b>5</b>	<b>5</b>	<b>2</b>	<b>82</b>	<b>89</b>	<b>9</b>	<b>7</b>	<b>0</b>	<b>4</b>	<b>0</b>	<b>1</b>	
			Reopened (cases)	1	0	0	0	0	1	0	0	0	0	0	0	0	
			Charges	65	4	5	11	2	175	126	18	10	0	5	1	5	
			<b>Grand Total Dispositions</b>	<b>38</b>	<b>2</b>	<b>3</b>	<b>5</b>	<b>2</b>	<b>60</b>	<b>80</b>	<b>7</b>	<b>11</b>	<b>0</b>	<b>2</b>	<b>0</b>	<b>1</b>	<b>0</b>
			Total Non-Trial Dispositions	35	2	3	5	2	58	79	6	11	0	2	0	1	0
			Total Trial Dispositions	-	-	-	-	-	-	-	-	-	-	-	-	-	-
	Other Manner of Disposition	3	0	0	0	0	2	1	1	0	0	0	0	0	0		
11th Judicial District	Lander County	Argenta Justice Court	<b>New Filings (cases)</b>	<b>2</b>	<b>1</b>	<b>0</b>	<b>1</b>	<b>0</b>	<b>14</b>	<b>31</b>	<b>1</b>	<b>0</b>	<b>0</b>	<b>0</b>	<b>0</b>	<b>0</b>	
			Reopened (cases)	0	0	0	0	0	0	0	0	0	0	0	0	0	
			Charges	2	1	0	1	0	21	43	4	1	0	0	0	2	
			<b>Grand Total Dispositions</b>	<b>5</b>	<b>0</b>	<b>0</b>	<b>1</b>	<b>0</b>	<b>12</b>	<b>22</b>	<b>2</b>	<b>0</b>	<b>0</b>	<b>0</b>	<b>0</b>	<b>0</b>	<b>0</b>
			Total Non-Trial Dispositions	4	0	0	1	0	12	22	2	0	0	0	0	0	
			Total Trial Dispositions	-	-	-	-	-	-	-	-	-	-	-	-	-	
		Other Manner of Disposition	1	0	0	0	0	0	0	0	0	0	0	0	0		
		Austin Justice Court	<b>New Filings (cases)</b>	<b>0</b>	<b>0</b>	<b>0</b>	<b>0</b>	<b>0</b>	<b>2</b>	<b>0</b>	<b>0</b>	<b>0</b>	<b>0</b>	<b>0</b>	<b>0</b>	<b>0</b>	
		Reopened (cases)	0	0	0	0	0	0	0	0	0	0	0	0	0		
		Charges	0	0	0	0	0	0	12	0	0	0	0	0	0		
		<b>Grand Total Dispositions</b>	<b>0</b>	<b>0</b>	<b>0</b>	<b>0</b>	<b>0</b>	<b>0</b>	<b>0</b>	<b>0</b>	<b>0</b>	<b>0</b>	<b>0</b>	<b>0</b>	<b>0</b>	<b>0</b>	
		Total Non-Trial Dispositions	0	0	0	0	0	0	0	0	0	0	0	0	0		
		Total Trial Dispositions	-	-	-	-	-	-	-	-	-	-	-	-	-		
		Other Manner of Disposition	0	0	0	0	0	0	0	0	0	0	0	0	0		
	Hawthorne Justice Court	<b>New Filings (cases)</b>	<b>15</b>	<b>5</b>	<b>4</b>	<b>3</b>	<b>0</b>	<b>18</b>	<b>61</b>	<b>1</b>	<b>3</b>	<b>0</b>	<b>0</b>	<b>0</b>	<b>0</b>		
	Reopened (cases)	0	0	0	0	0	0	0	0	0	0	0	0	0			
	Charges	16	5	4	5	0	32	105	3	3	0	0	0	0			
	<b>Grand Total Dispositions</b> <sup>i</sup>	<b>10</b>	<b>3</b>	<b>2</b>	<b>2</b>	<b>0</b>	<b>14</b>	<b>50</b>	<b>2</b>	<b>1</b>	<b>0</b>	<b>0</b>	<b>0</b>	<b>1</b>	<b>0</b>		
	Total Non-Trial Dispositions	10	3	2	2	0	14	50	2	1	0	0	0	1			
	Total Trial Dispositions	-	-	-	-	-	-	-	-	-	-	-	-	-			
	Other Manner of Disposition	0	0	0	0	0	0	0	0	0	0	0	0	0			
	Lake Justice Court	<b>New Filings (cases)</b>	<b>10</b>	<b>2</b>	<b>0</b>	<b>3</b>	<b>0</b>	<b>15</b>	<b>58</b>	<b>3</b>	<b>3</b>	<b>0</b>	<b>0</b>	<b>0</b>	<b>0</b>		
	Reopened (cases)	0	0	0	0	0	0	0	0	0	0	0	0	0			
	Charges	13	3	0	7	0	21	130	3	4	0	0	1	2			
	<b>Grand Total Dispositions</b>	<b>13</b>	<b>2</b>	<b>0</b>	<b>3</b>	<b>0</b>	<b>18</b>	<b>55</b>	<b>2</b>	<b>2</b>	<b>0</b>	<b>0</b>	<b>0</b>	<b>0</b>	<b>0</b>		
	Total Non-Trial Dispositions	13	2	0	3	0	18	53	2	2	0	0	0	0			
	Total Trial Dispositions	-	-	-	-	-	-	-	-	-	-	-	-	-			
	Other Manner of Disposition	0	0	0	0	0	0	2	0	0	0	0	0	0			

<sup>i</sup> Incomplete.

Source: Uniform System for Judicial Records, Nevada AOC, Research and Statistics Unit.

**Table B5-2. Criminal Caseload Processed by Justice Courts in Nevada, Fiscal Year 2018.**

Justice Court, Criminal Caseload, Gross Misdemeanor (1 of 6)			Crimes Against Persons, Gross Misdemeanor	Domestic Violence, Gross Misdemeanor	Elder Abuse, Gross Misdemeanor	Child Abuse & Neglect, Gross Misdemeanor	Protection Order Violation, Gross Misdemeanor	Crimes Against Property, Gross Misdemeanor	Drugs, Gross Misdemeanor	Weapons, Gross Misdemeanor	Motor Vehicle - Other, Gross Misdemeanor	Public Order, Gross Misdemeanor	Other, Gross Misdemeanor
<b>Totals<sup>a</sup></b>	<b>Nevada Justice Courts</b>	<b>New Filings (cases)</b>	<b>996</b>	<b>0</b>	<b>23</b>	<b>108</b>	<b>59</b>	<b>1,181</b>	<b>78</b>	<b>242</b>	<b>16</b>	<b>9</b>	<b>231</b>
		<b>Reopened (cases)</b>	115	0	2	24	1	230	8	44	1	3	23
		<b>Charges</b>	1,796	0	54	192	74	2,974	254	545	21	14	584
		<b>Grand Total Dispositions</b>	947	0	31	129	43	1,277	83	274	11	10	217
		Total Non-Trial Dispositions	803	0	29	99	42	1,026	69	215	6	7	184
		Total Trial Dispositions	-	-	-	-	-	-	-	-	-	-	-
		Other Manner of Disposition	144	0	2	30	1	251	14	59	5	3	33
<b>1st Judicial District</b>	<b>Carson City Justice Court</b>	<b>New Filings (cases)</b>	16	0	1	20	6	27	21	5	2	0	8
		<b>Reopened (cases)</b>	2	0	0	0	0	1	0	0	0	0	0
		<b>Charges</b>	26	0	4	40	6	48	74	17	2	1	32
		<b>Grand Total Dispositions</b>	14	0	1	12	5	15	8	4	0	1	6
		Total Non-Trial Dispositions	14	0	1	12	5	14	7	4	0	1	6
	Total Trial Dispositions	-	-	-	-	-	-	-	-	-	-	-	
	Other Manner of Disposition	0	0	0	0	0	1	1	0	0	0	0	
	<b>Storey County Justice Court</b>	<b>New Filings (cases)</b>	1	0	0	0	1	4	2	0	0	0	0
		<b>Reopened (cases)</b>	0	0	0	0	0	0	0	0	0	0	0
		<b>Charges</b>	2	0	0	0	1	4	3	2	0	0	0
<b>Grand Total Dispositions</b>		0	0	0	0	0	0	1	0	0	0	0	
Total Non-Trial Dispositions		0	0	0	0	0	0	1	0	0	0	0	
Total Trial Dispositions	-	-	-	-	-	-	-	-	-	-	-		
Other Manner of Disposition	0	0	0	0	0	0	0	0	0	0	0		
<b>2nd Judicial District</b>	<b>Incline Village Justice Court</b>	<b>New Filings (cases)</b>	2	0	0	0	0	4	0	0	0	0	0
		<b>Reopened (cases)</b>	0	0	0	0	0	0	0	0	0	0	0
		<b>Charges</b>	6	0	0	2	0	6	0	0	0	0	0
		<b>Grand Total Dispositions</b>	2	0	0	0	0	4	0	0	0	0	0
		Total Non-Trial Dispositions	2	0	0	0	0	4	0	0	0	0	0
		Total Trial Dispositions	-	-	-	-	-	-	-	-	-	-	-
		Other Manner of Disposition	0	0	0	0	0	0	0	0	0	0	0
	<b>Reno Justice Court</b>	<b>New Filings (cases)</b>	121	0	1	17	4	64	5	16	1	1	23
		<b>Reopened (cases)</b>	28	0	1	12	1	28	1	7	0	1	1
		<b>Charges</b>	180	0	1	30	7	155	13	36	1	1	37
		<b>Grand Total Dispositions</b>	123	0	0	24	5	82	5	19	0	2	16
		Total Non-Trial Dispositions	105	0	0	15	4	64	5	13	0	1	15
		Total Trial Dispositions	-	-	-	-	-	-	-	-	-	-	-
		Other Manner of Disposition	18	0	0	9	1	18	0	6	0	1	1
	<b>Sparks Justice Court</b>	<b>New Filings (cases)</b>	42	0	0	8	3	34	2	6	2	0	11
		<b>Reopened (cases)</b>	9	0	0	5	0	9	0	2	0	0	4
		<b>Charges</b>	66	0	1	14	3	95	6	18	2	0	18
		<b>Grand Total Dispositions</b>	40	0	0	14	1	41	3	9	0	0	17
		Total Non-Trial Dispositions	35	0	0	11	1	33	3	7	0	0	11
		Total Trial Dispositions	-	-	-	-	-	-	-	-	-	-	-
Other Manner of Disposition		5	0	0	3	0	8	0	2	0	0	6	
<b>Wadsworth Justice Court</b>	<b>New Filings (cases)</b>	0	0	0	0	0	0	0	0	0	0	0	
	<b>Reopened (cases)</b>	0	0	0	0	0	0	0	0	0	0	0	
	<b>Charges</b>	0	0	0	0	0	0	0	0	0	0	0	
	<b>Grand Total Dispositions</b>	0	0	0	0	0	0	0	0	0	0	0	
	Total Non-Trial Dispositions	0	0	0	0	0	0	0	0	0	0	0	
	Total Trial Dispositions	-	-	-	-	-	-	-	-	-	-	-	
	Other Manner of Disposition	0	0	0	0	0	0	0	0	0	0	0	

<sup>a</sup> Totals reflect aggregate information from the Nevada Justice Courts. Information contained herein may reflect non-standard reporting and is noted by subsequent footnotes.  
Source: Uniform System for Judicial Records, Nevada AOC, Research and Statistics Unit.

**Table B5-2. Criminal Caseload Processed by Justice Courts in Nevada, Fiscal Year 2018.**

Justice Court, Criminal Caseload, Gross Misdemeanor (2 of 6)		Crimes Against Persons, Gross Misdemeanor	Domestic Violence, Gross Misdemeanor	Elder Abuse, Gross Misdemeanor	Child Abuse & Neglect, Gross Misdemeanor	Protection Order Violation, Gross Misdemeanor	Crimes Against Property, Gross Misdemeanor	Drugs, Gross Misdemeanor	Weapons, Gross Misdemeanor	Motor Vehicle - Other, Gross Misdemeanor	Public Order, Gross Misdemeanor	Other, Gross Misdemeanor			
3rd Judicial District	Lyon County	Canal Justice Court	<b>New Filings (cases)</b>	3	0	0	3	1	10	1	1	1	0	3	
			<b>Reopened (cases)</b>	0	0	0	0	0	0	0	0	0	0	0	0
			<b>Charges</b>	7	0	2	6	1	15	4	1	1	0	4	4
			<b>Grand Total Dispositions</b>	4	0	0	3	0	8	1	0	0	0	0	1
			Total Non-Trial Dispositions	4	0	0	3	0	8	1	0	0	0	0	1
			Total Trial Dispositions	-	-	-	-	-	-	-	-	-	-	-	-
			Other Manner of Disposition	0	0	0	0	0	0	0	0	0	0	0	0
			<b>New Filings (cases)</b>	6	0	0	3	6	3	1	2	0	0	0	2
			<b>Reopened (cases)</b>	0	0	0	0	0	0	0	0	0	0	0	0
			<b>Charges</b>	9	0	0	5	9	5	3	5	0	0	5	5
			<b>Grand Total Dispositions</b>	6	0	0	4	5	3	3	2	0	0	0	3
			Total Non-Trial Dispositions	6	0	0	4	5	2	3	2	0	0	0	3
	Total Trial Dispositions	-	-	-	-	-	-	-	-	-	-	-	-		
	Other Manner of Disposition	0	0	0	0	0	1	0	0	0	0	0	0		
	<b>New Filings (cases)</b>	7	0	0	3	3	7	1	3	0	1	4	4		
	<b>Reopened (cases)</b>	0	0	0	0	0	0	0	0	0	0	0	0		
	<b>Charges</b>	15	0	0	5	3	13	2	6	0	1	5	5		
	<b>Grand Total Dispositions</b>	8	0	0	2	1	7	3	1	0	0	3	3		
	Total Non-Trial Dispositions	8	0	0	2	1	7	3	1	0	0	3	3		
	Total Trial Dispositions	-	-	-	-	-	-	-	-	-	-	-	-		
	Other Manner of Disposition	0	0	0	0	0	0	0	0	0	0	0	0		
4th Judicial District	Elko County	Carlin Justice Court	<b>New Filings (cases)</b>	0	0	0	0	0	0	0	0	0	0	0	
			<b>Reopened (cases)</b>	0	0	0	0	0	0	0	0	0	0	0	
			<b>Charges</b>	0	0	0	0	0	0	0	0	0	0	0	
			<b>Grand Total Dispositions</b>	0	0	0	0	0	0	0	0	0	0	0	
			Total Non-Trial Dispositions	0	0	0	0	0	0	0	0	0	0	0	
			Total Trial Dispositions	-	-	-	-	-	-	-	-	-	-	-	
			Other Manner of Disposition	0	0	0	0	0	0	0	0	0	0	0	
			<b>New Filings (cases)</b>	0	0	0	0	0	0	0	0	0	0	0	
			<b>Reopened (cases)</b>	0	0	0	0	0	0	0	0	0	0	0	
			<b>Charges</b>	0	0	0	0	0	0	0	0	0	0	0	
			<b>Grand Total Dispositions</b>	0	0	0	0	0	0	0	0	0	0	0	
			Total Non-Trial Dispositions	0	0	0	0	0	0	0	0	0	0	0	
			Total Trial Dispositions	-	-	-	-	-	-	-	-	-	-	-	
			Other Manner of Disposition	0	0	0	0	0	0	0	0	0	0	0	
			<b>New Filings (cases)</b>	27	0	0	5	5	12	1	12	1	1	7	
			<b>Reopened (cases)</b>	1	0	0	2	0	5	2	0	0	0	0	
			<b>Charges</b>	59	0	0	9	5	50	18	21	1	1	24	
			<b>Grand Total Dispositions</b>	25	0	0	7	4	22	11	14	1	0	9	
	Total Non-Trial Dispositions	23	0	0	4	4	14	8	12	0	0	7			
	Total Trial Dispositions	-	-	-	-	-	-	-	-	-	-	-			
	Other Manner of Disposition	2	0	0	3	0	8	3	2	1	0	2			
	<b>New Filings (cases)</b>	0	0	0	0	0	0	0	0	0	0	0			
	<b>Reopened (cases) <sup>b</sup></b>	0	0	0	0	0	0	0	0	0	0	0			
	<b>Charges</b>	0	0	0	0	0	0	0	0	0	0	0			
	<b>Grand Total Dispositions</b>	0	0	0	0	0	0	0	0	0	0	0			
	Total Non-Trial Dispositions	0	0	0	0	0	0	0	0	0	0	0			
	Total Trial Dispositions	-	-	-	-	-	-	-	-	-	-	-			
	Other Manner of Disposition	0	0	0	0	0	0	0	0	0	0	0			

<sup>b</sup> Reopened (cases) under-reported.

Source: Uniform System for Judicial Records, Nevada AOC, Research and Statistics Unit.

Table B5-2. Criminal Caseload Processed by Justice Courts in Nevada, Fiscal Year 2018.

Justice Court, Criminal Caseload, Gross Misdemeanor (3 of 6)		Crimes Against Persons, Gross Misdemeanor	Domestic Violence, Gross Misdemeanor	Elder Abuse, Gross Misdemeanor	Child Abuse & Neglect, Gross Misdemeanor	Protection Order Violation, Gross Misdemeanor	Crimes Against Property, Gross Misdemeanor	Drugs, Gross Misdemeanor	Weapons, Gross Misdemeanor	Motor Vehicle - Other, Gross Misdemeanor	Public Order, Gross Misdemeanor	Other, Gross Misdemeanor		
5th Judicial District	Esmeralda County	Esmeralda Justice Court	<b>New Filings (cases)</b>	0	0	0	0	0	0	0	0	0		
		<b>Reopened (cases)</b>	0	0	0	0	0	0	0	0	0	0		
		<b>Charges</b>	0	0	0	0	0	0	0	0	0	0		
		<b>Grand Total Dispositions</b>	0	0	0	0	0	0	0	0	0	0		
		Total Non-Trial Dispositions	0	0	0	0	0	0	0	0	0	0		
	Total Trial Dispositions	-	-	-	-	-	-	-	-	-	-			
	Other Manner of Disposition	0	0	0	0	0	0	0	0	0	0			
	Nye County	Beatty Justice Court	<b>New Filings (cases)</b>	0	0	0	0	4	0	0	1	0	0	
			<b>Reopened (cases)</b>	0	0	0	0	0	0	0	0	0	0	
			<b>Charges</b>	0	0	1	0	0	4	0	2	1	0	0
			<b>Grand Total Dispositions</b>	1	0	0	0	0	3	0	1	0	0	
			Total Non-Trial Dispositions	1	0	0	0	0	3	0	1	0	0	
		Total Trial Dispositions	-	-	-	-	-	-	-	-	-	-		
		Other Manner of Disposition	0	0	0	0	0	0	0	0	0	0		
		Pahrump Justice Court	<b>New Filings (cases)</b>	17	0	2	3	0	18	3	2	0	0	11
			<b>Reopened (cases)</b>	5	0	0	0	0	5	0	0	0	0	0
<b>Charges</b>			33	0	6	6	0	41	7	9	0	0	39	
<b>Grand Total Dispositions</b>			22	0	1	4	0	24	5	3	0	0	7	
Total Non-Trial Dispositions	19		0	1	3	0	13	4	3	0	0	7		
Total Trial Dispositions	-		-	-	-	-	-	-	-	-	-			
Other Manner of Disposition	3	0	0	1	0	11	1	0	0	0				
Tonopah Justice Court	<b>New Filings (cases)</b>	0	0	0	0	0	2	0	0	1	0	0		
	<b>Reopened (cases)</b>	0	0	0	0	0	0	0	0	0	0	0		
	<b>Charges</b>	1	0	0	0	0	4	0	1	1	0	0		
	<b>Grand Total Dispositions</b>	0	0	0	0	0	3	0	0	0	0			
	Total Non-Trial Dispositions	0	0	0	0	0	3	0	0	0	0			
Total Trial Dispositions	-	-	-	-	-	-	-	-	-	-				
Other Manner of Disposition	0	0	0	0	0	0	0	0	0	0				
6th Judicial District	Humboldt County	Union Justice Court	<b>New Filings (cases)</b>	9	0	0	3	1	9	1	3	0	0	
		<b>Reopened (cases)</b>	0	0	0	0	0	0	0	0	0	0		
		<b>Charges</b>	16	0	0	5	2	12	2	5	0	0	1	
		<b>Grand Total Dispositions</b>	8	0	0	4	1	7	1	4	1	0	1	
		Total Non-Trial Dispositions	8	0	0	4	1	7	1	4	0	0	1	
Total Trial Dispositions	-	-	-	-	-	-	-	-	-	-				
Other Manner of Disposition	0	0	0	0	0	0	0	0	1	0				
7th Judicial District	Eureka County	Eureka Justice Court	<b>New Filings (cases)</b>	1	0	2	0	0	0	1	0	0		
		<b>Reopened (cases)</b>	0	0	0	0	0	0	0	0	0	0		
		<b>Charges</b>	1	0	2	0	0	0	0	0	1	0		
		<b>Grand Total Dispositions</b>	1	0	2	0	0	0	0	0	1	0		
		Total Non-Trial Dispositions	0	0	2	0	0	0	0	0	1	0		
Total Trial Dispositions	-	-	-	-	-	-	-	-	-	-				
Other Manner of Disposition	1	0	0	0	0	0	0	0	0	0				

Source: Uniform System for Judicial Records, Nevada AOC, Research and Statistics Unit.

Table B5-2. Criminal Caseload Processed by Justice Courts in Nevada, Fiscal Year 2018.

Justice Court, Criminal Caseload, Gross Misdemeanor (4 of 6)		Crimes Against Persons, Gross Misdemeanor	Domestic Violence, Gross Misdemeanor	Elder Abuse, Gross Misdemeanor	Child Abuse & Neglect, Gross Misdemeanor	Protection Order Violation, Gross Misdemeanor	Crimes Against Property, Gross Misdemeanor	Drugs, Gross Misdemeanor	Weapons, Gross Misdemeanor	Motor Vehicle - Other, Gross Misdemeanor	Public Order, Gross Misdemeanor	Other, Gross Misdemeanor	
7th Judicial District Cont.	Lincoln County	Meadow Valley Justice Court	New Filings (cases)	4	0	0	0	0	1	0	0	0	
		Reopened (cases)	0	0	0	0	0	0	0	0	0	0	
		Charges	10	0	0	0	0	12	0	1	0	0	0
		Grand Total Dispositions	1	0	0	0	0	2	0	0	0	0	0
		Total Non-Trial Dispositions	1	0	0	0	0	2	0	0	0	0	0
		Total Trial Dispositions	-	-	-	-	-	-	-	-	-	-	-
		Other Manner of Disposition	0	0	0	0	0	0	0	0	0	0	0
	Pahrnagat Valley Justice Court	New Filings (cases)	0	0	0	0	0	1	1	0	0	0	
	Reopened (cases)	0	0	0	0	0	0	0	0	0	0	0	
	Charges	0	0	0	0	0	1	1	0	0	0	0	
	Grand Total Dispositions	0	0	0	0	0	1	1	0	0	0	0	
	Total Non-Trial Dispositions	0	0	0	0	0	1	1	0	0	0	0	
	Total Trial Dispositions	-	-	-	-	-	-	-	-	-	-	-	
	Other Manner of Disposition	0	0	0	0	0	0	0	0	0	0	0	
White Pine County	Ely Justice Court	New Filings (cases)	6	0	4	0	0	9	1	1	0	1	
	Reopened (cases)	2	0	1	0	0	0	0	0	0	0	0	
	Charges	12	0	5	0	0	18	4	4	1	0	1	
	Grand Total Dispositions	6	0	5	0	0	10	1	1	0	0	0	
	Total Non-Trial Dispositions	6	0	5	0	0	10	1	1	0	0	0	
	Total Trial Dispositions	-	-	-	-	-	-	-	-	-	-	-	
	Other Manner of Disposition	0	0	0	0	0	0	0	0	0	0	0	
8th Judicial District	Clark County	Boulder Justice Court	New Filings (cases)	2	0	0	0	1	1	0	0	0	
		Reopened (cases)	1	0	0	0	0	0	0	0	0	0	
		Charges	4	0	0	0	2	5	0	1	0	0	0
		Grand Total Dispositions	2	0	0	0	1	1	0	0	0	0	0
		Total Non-Trial Dispositions	2	0	0	0	1	1	0	0	0	0	0
		Total Trial Dispositions	-	-	-	-	-	-	-	-	-	-	-
		Other Manner of Disposition	0	0	0	0	0	0	0	0	0	0	0
	Bunkerville Justice Court	New Filings (cases)	0	0	0	0	0	0	0	0	0	0	
	Reopened (cases)	0	0	0	0	0	0	0	0	0	0	0	
	Charges	0	0	0	0	0	0	0	0	0	0	0	
	Grand Total Dispositions	0	0	0	0	0	0	0	0	0	0	0	
	Total Non-Trial Dispositions	0	0	0	0	0	0	0	0	0	0	0	
	Total Trial Dispositions	-	-	-	-	-	-	-	-	-	-	-	
	Other Manner of Disposition	0	0	0	0	0	0	0	0	0	0	0	
	Goodsprings Justice Court	New Filings (cases)	1	0	0	0	0	0	0	1	0	0	
	Reopened (cases)	0	0	0	0	0	0	0	0	0	0	0	
	Charges	1	0	0	0	0	1	0	1	0	0	1	
Grand Total Dispositions	0	0	0	0	0	0	0	0	0	0	1		
Total Non-Trial Dispositions	0	0	0	0	0	0	0	0	0	0	1		
Total Trial Dispositions	-	-	-	-	-	-	-	-	-	-	-		
Other Manner of Disposition	0	0	0	0	0	0	0	0	0	0	0		
Henderson Justice Court	New Filings (cases)	104	0	1	0	6	103	1	17	0	1	12	
Reopened (cases)	4	0	0	0	0	1	0	0	0	0	0		
Charges	190	0	3	0	7	287	1	29	0	1	15		
Grand Total Dispositions	96	0	1	0	4	92	0	8	0	0	8		
Total Non-Trial Dispositions	96	0	1	0	4	92	0	8	0	0	8		
Total Trial Dispositions	-	-	-	-	-	-	-	-	-	-	-		
Other Manner of Disposition	0	0	0	0	0	0	0	0	0	0	0		

Source: Uniform System for Judicial Records, Nevada AOC, Research and Statistics Unit.

**Table B5-2. Criminal Caseload Processed by Justice Courts in Nevada, Fiscal Year 2018.**

Justice Court, Criminal Caseload, Gross Misdemeanor (5 of 6)			Crimes Against Persons, Gross Misdemeanor	Domestic Violence, Gross Misdemeanor	Elder Abuse, Gross Misdemeanor	Child Abuse & Neglect, Gross Misdemeanor	Protection Order Violation, Gross Misdemeanor	Crimes Against Property, Gross Misdemeanor	Drugs, Gross Misdemeanor	Weapons, Gross Misdemeanor	Motor Vehicle - Other, Gross Misdemeanor	Public Order, Gross Misdemeanor	Other, Gross Misdemeanor		
8th Judicial District Cont.	Clark County Cont.	Las Vegas Justice Court	New Filings (cases)	471	0	9	15	13	739	18	134	4	5	104	
			Reopened (cases)	62	0	0	2	0	176	5	34	1	2	16	
		Charges	868	0	18	34	19	1,848	67	309	8	7	327		
		Grand Total Dispositions	454	0	15	25	9	836	22	177	6	7	103		
		Total Non-Trial Dispositions	347	0	13	17	9	637	14	130	5	5	82		
		Total Trial Dispositions	-	-	-	-	-	-	-	-	-	-	-	-	
		Other Manner of Disposition	107	0	2	8	0	199	8	47	1	2	21		
		Laughlin Justice Court	New Filings (cases)	9	0	1	0	1	9	0	2	0	0	0	0
			Reopened (cases)	0	0	0	0	0	0	0	0	0	0	0	0
			Charges	22	0	1	0	1	22	0	3	0	0	0	2
			Grand Total Dispositions <sup>c</sup>	8	0	0	0	1	10	1	4	0	0	0	0
			Total Non-Trial Dispositions	8	0	0	0	1	10	1	4	0	0	0	0
			Other Manner of Disposition	0	0	0	0	0	0	0	0	0	0	0	0
		Mesquite Justice Court	New Filings (cases)	5	0	0	0	0	4	0	0	0	0	0	0
	Reopened (cases)		0	0	0	0	0	0	0	0	0	0	0	0	
	Charges		8	0	0	0	0	11	0	1	0	0	0	0	
	Grand Total Dispositions <sup>c</sup>		3	0	0	1	0	5	1	0	0	0	0	0	
	Total Non-Trial Dispositions		3	0	0	1	0	5	1	0	0	0	0	0	
	Other Manner of Disposition		0	0	0	0	0	0	0	0	0	0	0	0	
	Moapa Justice Court	New Filings (cases)	2	0	0	0	0	1	0	0	0	0	0	0	
		Reopened (cases)	0	0	0	0	0	0	0	0	0	0	0	0	
		Charges	3	0	0	0	0	3	0	0	0	0	0	0	
		Grand Total Dispositions	1	0	0	0	0	0	0	0	0	0	0	0	
		Total Non-Trial Dispositions	1	0	0	0	0	0	0	0	0	0	0	0	
		Other Manner of Disposition	0	0	0	0	0	0	0	0	0	0	0	0	
	Moapa Valley Justice Court	New Filings (cases)	1	0	0	0	1	1	0	0	0	0	0	1	
		Reopened (cases)	0	0	0	0	0	0	0	0	0	0	0	0	
		Charges	3	0	2	0	1	2	0	0	0	0	0	1	
Grand Total Dispositions		1	0	0	0	0	2	0	0	0	0	0	2		
Total Non-Trial Dispositions		1	0	0	0	0	2	0	0	0	0	0	2		
Other Manner of Disposition		0	0	0	0	0	0	0	0	0	0	0	0		
North Las Vegas Justice Court	New Filings (cases)	89	0	1	1	0	84	0	25	0	0	0	28		
	Reopened (cases)	0	0	0	2	0	5	0	1	0	0	0	2		
	Charges	169	0	2	1	0	260	2	53	0	1	35			
	Grand Total Dispositions	82	0	3	4	0	72	0	18	0	0	24			
	Total Non-Trial Dispositions	81	0	3	3	0	72	0	18	0	0	23			
	Other Manner of Disposition	1	0	0	1	0	0	0	0	0	0	1			
Searchlight Justice Court	New Filings (cases)	1	0	0	0	1	1	0	0	0	0	0	0		
	Reopened (cases)	0	0	0	0	0	0	0	0	0	0	0	0		
	Charges	1	0	0	0	1	1	0	0	0	0	0	0		
	Grand Total Dispositions	1	0	0	0	2	0	0	0	0	0	0	1		
	Total Non-Trial Dispositions	1	0	0	0	2	0	0	0	0	0	0	1		
	Other Manner of Disposition	0	0	0	0	0	0	0	0	0	0	0	0		

<sup>c</sup> Includes administrative case closures.

Source: Uniform System for Judicial Records, Nevada AOC, Research and Statistics Unit.

**Table B5-2. Criminal Caseload Processed by Justice Courts in Nevada, Fiscal Year 2018.**

Justice Court, Criminal Caseload, Gross Misdemeanor (6 of 6)				Crimes Against Persons, Gross Misdemeanor	Domestic Violence, Gross Misdemeanor	Elder Abuse, Gross Misdemeanor	Child Abuse & Neglect, Gross Misdemeanor	Protection Order Violation, Gross Misdemeanor	Crimes Against Property, Gross Misdemeanor	Drugs, Gross Misdemeanor	Weapons, Gross Misdemeanor	Motor Vehicle - Other, Gross Misdemeanor	Public Order, Gross Misdemeanor	Other, Gross Misdemeanor	
9th Judicial District	Douglas County	East Fork Justice Court	New Filings (cases)	6	0	1	7	2	6	7	2	2	0	6	
			Reopened (cases)	1	0	0	1	0	0	0	0	0	0	0	0
			Charges	14	0	2	10	2	9	18	3	2	1	1	19
			Grand Total Dispositions	8	0	2	10	0	8	8	2	1	0	0	5
		Total Non-Trial Dispositions	2	0	2	5	0	3	7	1	0	0	0	3	
		Total Trial Dispositions	-	-	-	-	-	-	-	-	-	-	-	-	-
		Other Manner of Disposition	6	0	0	5	0	5	1	1	1	0	0	0	2
		Tahoe Justice Court	New Filings (cases)	9	0	0	5	1	6	7	3	0	0	0	2
			Reopened (cases)	0	0	0	0	0	0	0	0	0	0	0	0
			Charges	12	0	0	7	1	13	15	5	0	0	0	3
Grand Total Dispositions	5		0	0	4	1	6	4	1	0	0	0	1		
Total Non-Trial Dispositions	5		0	0	4	1	6	4	1	0	0	0	1		
Total Trial Dispositions	-		-	-	-	-	-	-	-	-	-	-	-	-	
Other Manner of Disposition	0	0	0	0	0	0	0	0	0	0	0	0	0		
10th Judicial District	Churchill County	New River Justice Court	New Filings (cases)	14	0	0	12	3	10	2	3	0	0	3	
			Reopened (cases)	0	0	0	0	0	0	0	0	0	0	0	
			Charges	31	0	0	12	3	16	2	5	0	0	0	8
			Grand Total Dispositions	15	0	0	8	3	8	1	3	0	0	0	6
		Total Non-Trial Dispositions	15	0	0	8	3	8	1	2	0	0	0	6	
		Total Trial Dispositions	-	-	-	-	-	-	-	-	-	-	-	-	-
Other Manner of Disposition	0	0	0	0	0	0	0	0	0	0	0	0	0		
11th Judicial District	Lander County	Argenta Justice Court	New Filings (cases)	4	0	0	3	0	2	1	1	0	0	1	
			Reopened (cases)	0	0	0	0	0	0	0	0	0	0	0	
			Charges	6	0	0	5	0	5	4	1	0	0	0	2
			Grand Total Dispositions	3	0	0	2	0	2	0	1	0	0	0	2
		Total Non-Trial Dispositions	3	0	0	2	0	2	0	1	0	0	0	2	
		Total Trial Dispositions	-	-	-	-	-	-	-	-	-	-	-	-	-
	Other Manner of Disposition	0	0	0	0	0	0	0	0	0	0	0	0	0	
	Austin Justice Court	New Filings (cases)	0	0	0	0	0	0	0	0	0	0	0	0	
		Reopened (cases)	0	0	0	0	0	0	0	0	0	0	0	0	
		Charges	0	0	0	0	0	0	0	0	0	0	0	0	
		Grand Total Dispositions	0	0	0	0	0	0	0	0	0	0	0	0	
		Total Non-Trial Dispositions	0	0	0	0	0	0	0	0	0	0	0	0	
		Total Trial Dispositions	-	-	-	-	-	-	-	-	-	-	-	-	-
	Other Manner of Disposition	0	0	0	0	0	0	0	0	0	0	0	0	0	
	Mineral County	Hawthorne Justice Court	New Filings (cases)	13	0	0	0	0	3	2	1	0	0	4	
			Reopened (cases)	0	0	0	0	0	0	0	0	0	0	0	
			Charges	15	0	4	1	0	4	4	2	0	0	0	4
			Grand Total Dispositions <sup>i</sup>	5	0	1	1	0	2	2	1	1	0	1	
Total Non-Trial Dispositions		5	0	1	1	0	2	2	1	0	0	1			
Total Trial Dispositions		-	-	-	-	-	-	-	-	-	-	-	-		
Other Manner of Disposition	0	0	0	0	0	0	0	0	1	0	0	0			
Pershing County	Lake Justice Court	New Filings (cases)	3	0	0	0	0	2	0	2	0	0	0		
		Reopened (cases)	0	0	0	0	0	0	0	0	0	0	0		
		Charges	6	0	0	0	0	4	4	4	0	0	1		
		Grand Total Dispositions	2	0	0	0	0	1	1	1	0	0	0		
	Total Non-Trial Dispositions	1	0	0	0	0	1	1	1	0	0	0			
	Total Trial Dispositions	-	-	-	-	-	-	-	-	-	-	-	-		
Other Manner of Disposition	1	0	0	0	0	0	0	0	0	0	0	0			

<sup>i</sup> Incomplete.

Source: Uniform System for Judicial Records, Nevada AOC, Research and Statistics Unit.



**Table B5-2. Criminal Caseload Processed by Justice Courts in Nevada, Fiscal Year 2018.**

Justice Court, Criminal Caseload, Misdemeanor (1 of 6)			Crimes Against Persons, Misdemeanor	Domestic Violence, Misdemeanor	Elder Abuse, Misdemeanor	Protection Order Violation, Misdemeanor	Crimes Against Property, Misdemeanor	Drugs, Misdemeanor	Weapons, Misdemeanor	Public Order, Misdemeanor	Other Non-Traffic, Misdemeanor	Motor Vehicle - DUI, Misdemeanor	Motor Vehicle - Reckless, Misdemeanor	Traffic, Misdemeanor	Parking
<b>Totals<sup>a</sup></b>	<b>Nevada Justice Courts</b>	<b>New Filings (cases)</b>	<b>3,240</b>	<b>5,405</b>	<b>0</b>	<b>44</b>	<b>8,640</b>	<b>2,546</b>	<b>140</b>	<b>3,620</b>	<b>5,824</b>	<b>5,428</b>	<b>802</b>	<b>309,183</b>	<b>5,305</b>
		<b>Reopened (cases)</b>	325	1,077	1	12	676	381	7	289	315	1,043	33	1,579	3
		<b>Charges</b>	3,979	7,352	0	87	10,757	4,721	216	4,596	9,564	6,229	1,007	399,511	5,736
		<b>Grand Total Dispositions</b>	3,204	5,499	0	63	9,144	3,223	152	3,800	6,498	6,240	880	300,840	9,594
		Total Non-Trial Dispositions	2,693	4,379	0	50	8,106	2,768	143	3,382	5,395	5,117	819	298,865	9,572
		Total Trial Dispositions	77	159	0	1	52	5	0	26	49	93	8	315	17
		Other Manner of Disposition	434	961	0	12	986	450	9	392	1,054	1,030	53	1,660	5
<b>1st Judicial District</b>	<b>Carson City Justice Court</b>	<b>New Filings (cases)</b>	<b>93</b>	<b>177</b>	<b>0</b>	<b>3</b>	<b>296</b>	<b>136</b>	<b>3</b>	<b>147</b>	<b>162</b>	<b>308</b>	<b>42</b>	<b>11,930</b>	<b>62</b>
		<b>Reopened (cases)</b>	1	3	0	0	0	1	0	0	0	4	0	3	0
		<b>Charges</b>	135	235	0	5	432	532	11	223	289	423	63	15,116	72
		<b>Grand Total Dispositions</b>	71	152	0	1	272	154	2	115	158	183	44	10,986	56
		Total Non-Trial Dispositions	70	143	0	1	269	154	2	113	156	174	41	10,969	56
		Total Trial Dispositions	1	9	0	0	3	0	0	2	1	7	2	15	0
	Other Manner of Disposition	0	0	0	0	0	0	0	0	1	2	1	2	0	
	<b>Storey County Justice Court</b>	<b>New Filings (cases)</b>	<b>17</b>	<b>15</b>	<b>0</b>	<b>0</b>	<b>13</b>	<b>9</b>	<b>2</b>	<b>13</b>	<b>28</b>	<b>26</b>	<b>6</b>	<b>1,865</b>	<b>47</b>
		<b>Reopened (cases)</b>	0	0	0	0	0	0	0	0	0	0	0	0	0
		<b>Charges</b>	18	17	0	0	13	10	3	18	35	30	6	2,378	52
		<b>Grand Total Dispositions</b>	16	10	0	0	9	9	1	10	10	16	7	1,575	50
		Total Non-Trial Dispositions	15	10	0	0	9	9	1	10	10	16	4	1,553	47
		Total Trial Dispositions	1	0	0	0	0	0	0	0	0	0	3	21	3
	Other Manner of Disposition	0	0	0	0	0	0	0	0	0	0	0	1	0	
<b>2nd Judicial District</b>	<b>Incline Village Justice Court</b>	<b>New Filings (cases)</b>	<b>9</b>	<b>7</b>	<b>0</b>	<b>0</b>	<b>28</b>	<b>10</b>	<b>0</b>	<b>15</b>	<b>35</b>	<b>62</b>	<b>9</b>	<b>1,510</b>	<b>971</b>
		<b>Reopened (cases)</b>	1	1	0	0	0	3	0	3	0	45	0	7	2
		<b>Charges</b>	11	8	0	1	32	12	0	17	38	66	9	1,886	979
		<b>Grand Total Dispositions</b>	11	7	0	0	25	13	0	19	35	118	7	1,402	849
		Total Non-Trial Dispositions	10	6	0	0	25	9	0	17	34	77	7	1,394	846
		Total Trial Dispositions	0	0	0	0	0	0	0	0	0	1	0	0	0
		Other Manner of Disposition	1	1	0	0	0	4	0	2	1	40	0	8	3
	<b>Reno Justice Court</b>	<b>New Filings (cases)</b>	<b>238</b>	<b>128</b>	<b>0</b>	<b>12</b>	<b>333</b>	<b>512</b>	<b>20</b>	<b>57</b>	<b>246</b>	<b>547</b>	<b>66</b>	<b>23,967</b>	<b>27</b>
		<b>Reopened (cases)</b>	100	199	0	7	120	175	1	13	49	389	6	359	0
		<b>Charges</b>	296	239	0	28	447	688	26	77	413	638	93	29,524	31
		<b>Grand Total Dispositions</b>	352	315	0	17	415	649	27	83	989	855	74	22,951	25
		Total Non-Trial Dispositions	259	156	0	10	313	499	25	68	239	544	71	22,761	24
		Total Trial Dispositions	2	5	0	1	1	0	0	1	3	11	0	1	1
		Other Manner of Disposition	91	154	0	6	101	150	2	14	747	300	3	189	0
	<b>Sparks Justice Court</b>	<b>New Filings (cases)</b>	<b>127</b>	<b>102</b>	<b>0</b>	<b>7</b>	<b>147</b>	<b>216</b>	<b>11</b>	<b>43</b>	<b>132</b>	<b>299</b>	<b>34</b>	<b>7,694</b>	<b>5</b>
		<b>Reopened (cases)</b>	35	81	0	4	37	64	2	12	119	142	11	735	0
		<b>Charges</b>	153	147	0	18	207	292	22	56	181	352	45	9,966	6
		<b>Grand Total Dispositions</b>	175	185	0	12	192	289	14	63	404	482	45	8,382	6
		Total Non-Trial Dispositions	141	112	0	8	158	229	12	53	287	355	37	7,791	6
		Total Trial Dispositions	0	5	0	0	0	0	0	0	2	3	0	3	0
Other Manner of Disposition		34	68	0	4	34	60	2	10	115	124	8	588	0	
<b>Wadsworth Justice Court</b>	<b>New Filings (cases)</b>	<b>1</b>	<b>1</b>	<b>0</b>	<b>0</b>	<b>4</b>	<b>1</b>	<b>0</b>	<b>2</b>	<b>13</b>	<b>12</b>	<b>2</b>	<b>2,232</b>	<b>3</b>	
	<b>Reopened (cases)</b>	0	0	0	0	0	0	0	0	0	0	0	0	0	
	<b>Charges</b>	1	1	0	0	4	1	0	2	14	14	2	2,603	4	
	<b>Grand Total Dispositions</b>	1	1	0	0	3	3	0	1	19	6	2	2,086	3	
	Total Non-Trial Dispositions	1	1	0	0	3	3	0	1	19	6	2	2,085	3	
	Total Trial Dispositions	0	0	0	0	0	0	0	0	0	0	0	1	0	
	Other Manner of Disposition	0	0	0	0	0	0	0	0	0	0	0	0	0	

<sup>a</sup> Totals reflect aggregate information from the Nevada Justice Courts. Information contained herein may reflect non-standard reporting and is noted by subsequent footnotes.  
Source: Uniform System for Judicial Records, Nevada AOC, Research and Statistics Unit.

**Table B5-2. Criminal Caseload Processed by Justice Courts in Nevada, Fiscal Year 2018.**

Justice Court, Criminal Caseload, Misdemeanor (2 of 6)		Crimes Against Persons, Misdemeanor	Domestic Violence, Misdemeanor	Elder Abuse, Misdemeanor	Protection Order Violation, Misdemeanor	Crimes Against Property, Misdemeanor	Drugs, Misdemeanor	Weapons, Misdemeanor	Public Order, Misdemeanor	Other Non-Traffic, Misdemeanor	Motor Vehicle - DUI, Misdemeanor	Motor Vehicle - Reckless, Misdemeanor	Traffic, Misdemeanor	Parking		
3rd Judicial District	Lyon County	Canal Justice Court	<b>New Filings (cases)</b>	12	21	0	0	24	24	0	5	25	25	3	1,249	7
		Reopened (cases)	0	0	0	0	0	0	0	0	0	1	0	0	0	0
		Charges	14	24	0	0	26	28	0	7	28	25	3	1,563	8	
		<b>Grand Total Dispositions</b>	17	29	0	0	28	25	1	4	16	28	4	1,153	6	
		Total Non-Trial Dispositions	15	29	0	0	28	25	1	4	16	27	4	1,150	6	
		Total Trial Dispositions	2	0	0	0	0	0	0	0	0	0	0	3	0	
		Other Manner of Disposition	0	0	0	0	0	0	0	0	0	1	0	0	0	
		Dayton Justice Court	<b>New Filings (cases)</b>	22	70	0	3	31	22	2	19	47	71	6	3,657	4
		Reopened (cases)	0	0	0	0	0	0	0	0	0	0	0	0	0	0
	Charges	24	79	0	4	38	33	2	20	83	77	9	4,520	6		
	<b>Grand Total Dispositions</b>	17	54	0	6	23	14	3	19	40	65	5	3,549	3		
	Total Non-Trial Dispositions	17	51	0	6	23	14	3	19	40	63	5	3,548	3		
	Total Trial Dispositions	0	3	0	0	0	0	0	0	0	1	0	1	0		
	Other Manner of Disposition	0	0	0	0	0	0	0	0	0	1	0	0	0		
	Walker River Justice Court	<b>New Filings (cases)</b>	25	44	0	1	28	28	3	20	97	38	3	2,674	0	
Reopened (cases)	0	0	0	0	0	0	0	0	0	0	0	0	2	0		
Charges	30	50	0	1	40	33	4	22	153	49	4	3,190	0			
<b>Grand Total Dispositions</b>	19	35	0	1	24	26	2	16	86	33	2	2,220	1			
Total Non-Trial Dispositions	18	32	0	0	24	26	2	16	80	33	2	2,209	1			
Total Trial Dispositions	0	1	0	0	0	0	0	0	0	0	0	8	0			
Other Manner of Disposition	1	2	0	1	0	0	0	0	6	0	0	3	0			
4th Judicial District	Elko County	Carlin Justice Court	<b>New Filings (cases)</b>	20	5	0	0	12	16	2	6	11	25	1	581	1
		Reopened (cases)	0	0	0	0	0	0	0	0	0	0	0	0	0	
		Charges	23	6	0	0	16	20	3	24	14	28	1	665	3	
		<b>Grand Total Dispositions</b>	22	2	0	2	14	6	2	6	9	23	1	519	1	
		Total Non-Trial Dispositions	21	1	0	2	14	5	2	6	7	19	1	512	1	
		Total Trial Dispositions	1	1	0	0	0	0	0	0	2	4	0	5	0	
		Other Manner of Disposition	0	0	0	0	0	1	0	0	0	0	0	2	0	
		Eastline Justice Court	<b>New Filings (cases)</b>	35	34	0	0	18	20	1	8	4	6	1	638	0
		Reopened (cases)	0	0	0	0	0	0	0	0	0	0	0	0	0	
	Charges	42	37	0	2	32	31	1	31	4	7	1	722	1		
	<b>Grand Total Dispositions</b>	27	31	0	1	10	26	2	1	3	6	0	617	0		
	Total Non-Trial Dispositions	27	27	0	1	10	26	2	1	3	6	0	617	0		
	Total Trial Dispositions	0	4	0	0	0	0	0	0	0	0	0	0	0		
	Other Manner of Disposition	0	0	0	0	0	0	0	0	0	0	0	0	0		
	Elko Justice Court	<b>New Filings (cases)</b>	137	69	0	1	200	88	9	78	144	131	10	6,717	11	
	Reopened (cases)	56	90	0	0	115	65	0	21	16	68	3	133	0		
	Charges	178	99	0	2	264	180	9	231	210	160	20	17,224	26		
	<b>Grand Total Dispositions</b>	222	165	0	2	321	185	8	98	151	302	12	5,767	9		
Total Non-Trial Dispositions	162	65	0	2	213	129	8	84	137	204	9	5,601	9			
Total Trial Dispositions	12	21	0	0	4	2	0	0	2	11	0	20	0			
Other Manner of Disposition	48	79	0	0	104	54	0	14	12	87	3	146	0			
Wells Justice Court	<b>New Filings (cases)</b>	13	16	0	0	25	12	0	17	172	40	5	4,838	2		
Reopened (cases) <sup>b</sup>	0	0	0	0	0	0	0	0	0	0	1	0	0	0		
Charges	21	17	0	0	35	18	0	24	283	67	6	5,883	2			
<b>Grand Total Dispositions</b>	6	4	0	0	7	2	0	11	87	23	1	4,224	13			
Total Non-Trial Dispositions	0	0	0	0	3	1	0	1	79	4	0	4,116	1			
Total Trial Dispositions	6	4	0	0	2	1	0	9	5	19	1	78	12			
Other Manner of Disposition	0	0	0	0	2	0	0	1	3	0	0	30	0			

<sup>b</sup> Reopened (cases) under-reported.

Source: Uniform System for Judicial Records, Nevada AOC, Research and Statistics Unit.

Table B5-2. Criminal Caseload Processed by Justice Courts in Nevada, Fiscal Year 2018.

Justice Court, Criminal Caseload, Misdemeanor (3 of 6)		Crimes Against Persons, Misdemeanor	Domestic Violence, Misdemeanor	Elder Abuse, Misdemeanor	Protection Order Violation, Misdemeanor	Crimes Against Property, Misdemeanor	Drugs, Misdemeanor	Weapons, Misdemeanor	Public Order, Misdemeanor	Other Non-Traffic, Misdemeanor	Motor Vehicle - DUJ, Misdemeanor	Motor Vehicle - Reckless, Misdemeanor	Traffic, Misdemeanor	Parking		
5th Judicial District	Esmeralda County	Esmeralda Justice Court	<b>New Filings (cases)</b>	0	0	0	0	0	0	0	2	0	4,045	0		
		<b>Reopened (cases)</b>	0	0	0	0	0	0	0	0	0	0	0	0	0	
		<b>Charges</b>	0	0	0	0	0	0	0	0	0	2	0	4,468	0	
		<b>Grand Total Dispositions</b>	0	0	0	0	0	0	0	0	0	2	0	4,068	0	
		Total Non-Trial Dispositions	0	0	0	0	0	0	0	0	0	0	0	4,064	0	
		Total Trial Dispositions	0	0	0	0	0	0	0	0	0	0	0	4	0	
	Other Manner of Disposition	0	0	0	0	0	0	0	0	0	2	0	0	0		
	Nye County	Beatty Justice Court	<b>New Filings (cases)</b>	4	3	0	0	13	4	0	6	11	3	3	1,074	0
			<b>Reopened (cases)</b>	0	0	0	0	0	0	0	0	0	0	0	0	0
			<b>Charges</b>	6	3	0	0	15	5	0	6	18	3	3	1,274	0
			<b>Grand Total Dispositions</b>	3	5	0	0	11	3	2	2	11	5	3	898	0
			Total Non-Trial Dispositions	3	5	0	0	11	3	2	2	11	5	3	896	0
			Total Trial Dispositions	0	0	0	0	0	0	0	0	0	0	0	1	0
		Other Manner of Disposition	0	0	0	0	0	0	0	0	0	0	0	1	0	
		Pahrump Justice Court	<b>New Filings (cases)</b>	123	42	0	11	138	74	8	11	88	81	0	4,343	5
			<b>Reopened (cases)</b>	28	33	0	1	39	20	0	3	8	11	0	198	0
			<b>Charges</b>	150	45	0	20	201	97	9	33	183	96	0	5,427	6
			<b>Grand Total Dispositions</b>	163	110	0	14	192	102	8	17	96	93	1	4,308	6
Total Non-Trial Dispositions			133	70	0	13	152	86	7	13	77	78	1	3,973	6	
Total Trial Dispositions	5		6	0	0	3	0	0	2	7	1	0	35	0		
Other Manner of Disposition	25	34	0	1	37	16	1	2	12	14	0	300	0			
Tonopah Justice Court	<b>New Filings (cases)</b>	17	7	0	0	17	12	1	9	28	19	1	3,463	0		
	<b>Reopened (cases)</b>	0	0	0	0	0	0	0	0	0	0	0	11	0		
	<b>Charges</b>	17	7	0	0	20	13	2	12	33	19	1	3,873	1		
	<b>Grand Total Dispositions</b>	19	12	0	0	13	12	2	5	26	18	5	3,605	0		
	Total Non-Trial Dispositions	19	8	0	0	13	12	2	5	24	17	5	3,545	0		
	Total Trial Dispositions	0	4	0	0	0	0	0	0	1	1	0	6	0		
Other Manner of Disposition	0	0	0	0	0	0	0	0	1	0	0	54	0			
6th Judicial District	Humboldt County	Union Justice Court	<b>New Filings (cases)</b>	89	61	0	3	92	54	5	31	81	84	21	6,801	8
		<b>Reopened (cases)</b>	0	0	0	0	0	0	0	0	0	0	0	3	0	
		<b>Charges</b>	97	78	0	3	119	74	5	51	106	95	26	8,012	18	
		<b>Grand Total Dispositions</b>	71	54	0	3	105	61	6	41	74	74	23	6,529	9	
		Total Non-Trial Dispositions	71	46	0	3	99	60	6	39	73	70	23	6,521	9	
		Total Trial Dispositions	0	8	0	0	6	1	0	2	1	4	0	7	0	
Other Manner of Disposition	0	0	0	0	0	0	0	0	0	0	0	1	0			
7th Judicial District	Eureka County	Eureka Justice Court	<b>New Filings (cases)</b>	2	8	0	0	8	1	1	4	20	5	8	1,795	3
		<b>Reopened (cases)</b>	0	0	0	0	0	0	0	0	0	0	0	0	0	
		<b>Charges</b>	2	9	0	0	20	2	1	5	31	6	10	1,963	5	
		<b>Grand Total Dispositions</b>	1	4	0	0	5	1	1	7	14	4	5	1,521	2	
		Total Non-Trial Dispositions	1	4	0	0	5	1	1	7	14	4	5	1,517	2	
		Total Trial Dispositions	0	0	0	0	0	0	0	0	0	0	0	4	0	
Other Manner of Disposition	0	0	0	0	0	0	0	0	0	0	0	0	0			

Source: Uniform System for Judicial Records, Nevada AOC, Research and Statistics Unit.

**Table B5-2. Criminal Caseload Processed by Justice Courts in Nevada, Fiscal Year 2018.**

Justice Court, Criminal Caseload, Misdemeanor (4 of 6)			Crimes Against Persons, Misdemeanor	Domestic Violence, Misdemeanor	Elder Abuse, Misdemeanor	Protection Order Violation, Misdemeanor	Crimes Against Property, Misdemeanor	Drugs, Misdemeanor	Weapons, Misdemeanor	Public Order, Misdemeanor	Other Non-Traffic, Misdemeanor	Motor Vehicle - DUJ, Misdemeanor	Motor Vehicle - Reckless, Misdemeanor	Traffic, Misdemeanor	Parking		
7th Judicial District Cont.	Lincoln County	Meadow Valley Justice Court	<b>New Filings (cases)</b>	3	5	0	3	17	4	2	5	17	9	0	1,072	0	
			Reopened (cases)	0	2	1	0	0	0	0	0	0	0	0	0	1	0
			Charges	6	11	0	3	23	11	2	8	17	12	0	0	1,171	0
			<b>Grand Total Dispositions</b>	3	4	0	3	13	3	2	5	17	9	0	0	1,000	0
			Total Non-Trial Dispositions	3	4	0	3	11	3	2	5	17	9	0	0	994	0
			Total Trial Dispositions	0	0	0	0	1	0	0	0	0	0	0	0	3	0
		Other Manner of Disposition	0	0	0	0	1	0	0	0	0	0	0	0	3	0	
		Pahranaagat Valley Justice Court	<b>New Filings (cases)</b>	0	2	0	0	16	4	0	4	10	6	2	3,092	0	
		Reopened (cases)	0	0	0	0	0	0	0	0	0	0	0	0	1	0	
		Charges	0	2	0	0	18	8	0	5	11	6	2	0	3,364	1	
		<b>Grand Total Dispositions</b>	1	3	0	0	14	7	0	5	8	5	1	0	2,841	0	
		Total Non-Trial Dispositions	0	1	0	0	13	7	0	5	6	5	1	0	2,828	0	
		Total Trial Dispositions	0	2	0	0	0	0	0	0	0	0	0	0	2	0	
		Other Manner of Disposition	1	0	0	0	1	0	0	0	2	0	0	0	11	0	
		White Pine County	<b>New Filings (cases)</b>	10	8	0	0	13	3	5	13	51	32	2	1,915	2	
		Reopened (cases)	1	3	0	0	0	0	0	0	1	0	0	0	8	0	
		Charges	13	17	0	0	19	3	5	16	62	44	3	0	2,095	3	
		<b>Grand Total Dispositions</b>	12	6	0	0	12	4	4	10	40	34	1	0	1,983	2	
	Total Non-Trial Dispositions	8	6	0	0	12	4	4	9	37	29	1	0	1,972	2		
	Total Trial Dispositions	4	0	0	0	0	0	0	1	3	4	0	0	7	0		
	Other Manner of Disposition	0	0	0	0	0	0	0	0	0	1	0	0	4	0		
8th Judicial District	Clark County	Boulder Justice Court	<b>New Filings (cases)</b>	2	2	0	0	7	3	0	0	13	3	4	649	0	
			Reopened (cases)	0	0	0	0	0	0	0	0	0	0	0	4	0	
			Charges	3	5	0	0	8	4	0	0	47	4	5	0	750	0
			<b>Grand Total Dispositions</b>	1	2	0	0	7	2	0	0	10	3	5	0	675	1
			Total Non-Trial Dispositions	0	0	0	0	5	2	0	0	9	3	5	0	668	1
			Total Trial Dispositions	1	2	0	0	2	0	0	0	1	0	0	0	7	0
		Other Manner of Disposition	0	0	0	0	0	0	0	0	0	0	0	0	0	0	
		Bunkerville Justice Court	<b>New Filings (cases)</b>	0	2	0	0	1	0	0	0	8	2	3	864	1	
		Reopened (cases)	0	0	0	0	0	0	0	0	0	0	0	0	6	0	
		Charges	0	2	0	0	1	0	0	0	11	2	3	0	999	1	
		<b>Grand Total Dispositions</b>	0	0	0	0	2	0	0	0	3	6	3	0	917	1	
		Total Non-Trial Dispositions	0	0	0	0	2	0	0	0	3	6	3	0	916	1	
		Total Trial Dispositions	0	0	0	0	0	0	0	0	0	0	0	0	1	0	
		Other Manner of Disposition	0	0	0	0	0	0	0	0	0	0	0	0	0	0	
		Goodsprings Justice Court	<b>New Filings (cases)</b>	8	6	0	0	17	8	1	2	30	25	42	9,301	11	
		Reopened (cases)	0	0	0	0	0	0	0	0	0	0	0	0	29	0	
		Charges	9	9	0	0	22	9	1	2	36	31	46	0	11,228	12	
		<b>Grand Total Dispositions</b>	8	4	0	0	17	9	2	3	20	14	45	0	9,292	13	
	Total Non-Trial Dispositions	7	4	0	0	17	9	2	3	20	13	44	0	9,288	13		
	Total Trial Dispositions	1	0	0	0	0	0	0	0	0	1	0	0	4	0		
	Other Manner of Disposition	0	0	0	0	0	0	0	0	0	0	1	0	0	0		
	Henderson Justice Court	<b>New Filings (cases)</b>	24	3	0	0	63	12	0	8	174	112	39	6,600	38		
	Reopened (cases)	0	0	0	0	0	0	0	0	0	0	0	0	26	0		
	Charges	59	89	0	0	263	207	0	15	264	125	45	0	8,185	50		
	<b>Grand Total Dispositions</b>	27	3	0	0	77	25	0	9	185	81	33	0	6,531	31		
	Total Non-Trial Dispositions	27	3	0	0	77	25	0	9	184	80	33	0	6,530	31		
	Total Trial Dispositions	0	0	0	0	0	0	0	0	1	1	0	0	1	0		
	Other Manner of Disposition	0	0	0	0	0	0	0	0	0	0	0	0	0	0		

Source: Uniform System for Judicial Records, Nevada AOC, Research and Statistics Unit.

**Table B5-2. Criminal Caseload Processed by Justice Courts in Nevada, Fiscal Year 2018.**

Justice Court, Criminal Caseload, Misdemeanor (5 of 6)			Crimes Against Persons, Misdemeanor	Domestic Violence, Misdemeanor	Elder Abuse, Misdemeanor	Protection Order Violation, Misdemeanor	Crimes Against Property, Misdemeanor	Drugs, Misdemeanor	Weapons, Misdemeanor	Public Order, Misdemeanor	Other Non-Traffic, Misdemeanor	Motor Vehicle - DUI, Misdemeanor	Motor Vehicle - Reckless, Misdemeanor	Traffic, Misdemeanor	Parking	
8th Judicial District Cont.	Clark County Cont.	Las Vegas Justice Court	New Filings (cases)	1,862	4,040	0	0	6,253	815	40	2,821	3,525	2,772	379	157,927	3,466
			Reopened (cases)	94	637	0	0	353	33	3	230	114	333	12	- <sup>b</sup>	- <sup>b</sup>
			Charges	2,235	5,384	0	0	7,289	1,482	72	3,237	6,015	3,070	463	206,654	3,795
		Grand Total Dispositions	1,654	3,827	0	0	6,593	1,192	40	3,018	3,391	3,185	477	160,940	7,949	
		Total Non-Trial Dispositions	1,401	3,168	0	0	5,893	1,040	37	2,665	3,228	2,743	440	160,808	7,947	
		Total Trial Dispositions	28	55	0	0	12	0	0	6	15	7	1	22	0	
		Other Manner of Disposition	225	604	0	0	688	152	3	347	148	435	36	110	2	
		Laughlin Justice Court	New Filings (cases)	54	67	0	0	196	4	1	31	61	47	9	5,014	358
			Reopened (cases)	0	0	0	0	0	0	0	0	0	0	0	5	0
			Charges	66	89	0	0	231	24	1	39	73	61	11	6,421	363
		Grand Total Dispositions	45	52	0	0	149	6	2	12	93	44	14	7,217 <sup>c</sup>	305	
		Total Non-Trial Dispositions	45	52	0	0	149	6	2	12	93	44	14	7,217	305	
		Total Trial Dispositions	0	0	0	0	0	0	0	0	0	0	0	0	0	
		Other Manner of Disposition	0	0	0	0	0	0	0	0	0	0	0	0	0	
		Mesquite Justice Court	New Filings (cases)	0	0	0	0	0	0	0	1	1	0	0	1	0
	Reopened (cases)		0	0	0	0	0	0	0	0	0	0	0	0	0	
	Charges		2	4	0	0	12	34	0	2	4	1	0	20	0	
	Grand Total Dispositions <sup>c</sup>	0	0	0	0	3	1	0	1	5	0	0	1	0		
	Total Non-Trial Dispositions	0	0	0	0	3	1	0	1	5	0	0	1	0		
	Total Trial Dispositions	0	0	0	0	0	0	0	0	0	0	0	0	0		
	Other Manner of Disposition	0	0	0	0	0	0	0	0	0	0	0	0	0		
	Moapa Justice Court	New Filings (cases)	1	6	0	0	3	5	0	1	13	12	2	1,307	0	
		Reopened (cases)	1	0	0	0	0	0	0	0	0	0	0	0	0	
		Charges	1	7	0	0	5	9	0	1	14	15	3	1,505	0	
	Grand Total Dispositions	1	3	0	0	4	6	0	1	12	8	4	1,235	0		
	Total Non-Trial Dispositions	1	3	0	0	4	6	0	1	12	8	4	1,235	0		
	Total Trial Dispositions	0	0	0	0	0	0	0	0	0	0	0	0	0		
	Other Manner of Disposition	0	0	0	0	0	0	0	0	0	0	0	0	0		
	Moapa Valley Justice Court	New Filings (cases)	13	16	0	0	22	5	0	1	25	15	4	958	4	
		Reopened (cases)	0	0	0	0	0	0	0	0	0	0	0	1	0	
Charges		14	20	0	0	29	6	0	1	56	18	4	1,175	5		
Grand Total Dispositions	14	21	0	0	22	5	0	1	24	10	2	865	3			
Total Non-Trial Dispositions	12	9	0	0	19	5	0	1	24	3	2	860	3			
Total Trial Dispositions	2	12	0	0	3	0	0	0	0	7	0	5	0			
Other Manner of Disposition	0	0	0	0	0	0	0	0	0	0	0	0	0			
North Las Vegas Justice Court	New Filings (cases)	22	199	0	0	61	4	3	15	28	71	1	954	2		
	Reopened (cases)	0	2	0	0	0	0	0	0	0	0	0	2	0		
	Charges	63	345	0	0	217	215	11	42	152	89	5	1,734	7		
Grand Total Dispositions	17	175	0	1	110	13	3	12	29	60	2	925	2			
Total Non-Trial Dispositions	16	174	0	1	110	13	3	12	29	60	2	923	2			
Total Trial Dispositions	1	1	0	0	0	0	0	0	0	0	0	2	0			
Other Manner of Disposition	0	0	0	0	0	0	0	0	0	0	0	0	0			
Searchlight Justice Court	New Filings (cases)	6	11	0	0	7	2	0	0	12	6	18	1,605	1		
	Reopened (cases)	0	0	0	0	0	0	0	0	0	0	0	1	0		
	Charges	6	11	0	0	9	2	0	0	33	6	18	1,888	2		
Grand Total Dispositions	6	8	0	0	3	2	0	0	17	9	16	1,589	1			
Total Non-Trial Dispositions	6	7	0	0	3	2	0	0	17	6	16	1,584	1			
Total Trial Dispositions	0	1	0	0	0	0	0	0	0	3	0	5	0			
Other Manner of Disposition	0	0	0	0	0	0	0	0	0	0	0	0	0			

<sup>b</sup> Reopened (cases) not reported.

<sup>c</sup> Includes administrative case closures.

Source: Uniform System for Judicial Records, Nevada AOC, Research and Statistics Unit.

**Table B5-2. Criminal Caseload Processed by Justice Courts in Nevada, Fiscal Year 2018.**

Justice Court, Criminal Caseload, Misdemeanor (6 of 6)				Crimes Against Persons, Misdemeanor	Domestic Violence, Misdemeanor	Elder Abuse, Misdemeanor	Protection Order Violation, Misdemeanor	Crimes Against Property, Misdemeanor	Drugs, Misdemeanor	Weapons, Misdemeanor	Public Order, Misdemeanor	Other Non-Traffic, Misdemeanor	Motor Vehicle - DUI, Misdemeanor	Motor Vehicle - Reckless, Misdemeanor	Traffic, Misdemeanor	Parking
9th Judicial District	Douglas County	East Fork Justice Court	New Filings (cases)	102	74	0	0	143	114	5	61	134	169	20	5,787	52
			Reopened (cases)	7	25	0	0	9	17	1	4	8	48	1	36	0
			Charges	112	89	0	0	165	163	6	116	161	181	26	7,240	57
			Grand Total Dispositions	86	81	0	0	150	113	6	62	136	180	16	5,492	47
		Total Non-Trial Dispositions	73	56	0	0	128	100	5	60	129	156	14	5,415	47	
		Total Trial Dispositions	5	7	0	0	5	1	0	0	2	1	1	12	0	
		Other Manner of Disposition	8	18	0	0	17	12	1	2	5	23	1	65	0	
		Tahoe Justice Court	New Filings (cases)	52	37	0	0	255	72	2	87	107	75	8	3,460	207
			Reopened (cases)	1	1	0	0	3	3	0	2	1	1	0	3	1
			Charges	60	39	0	0	297	122	3	130	132	85	10	4,197	211
Grand Total Dispositions	35		31	0	0	191	57	0	82	86	56	5	2,989	195		
Total Non-Trial Dispositions	33		27	0	0	184	57	0	80	85	54	5	2,982	194		
Total Trial Dispositions	2		3	0	0	7	0	0	2	1	2	0	7	1		
Other Manner of Disposition	0	1	0	0	0	0	0	0	0	0	0	0	0			
10th Judicial District	Churchill County	New River Justice Court	New Filings (cases)	34	56	0	0	73	70	6	27	92	144	8	4,601	3
			Reopened (cases)	0	0	0	0	0	0	0	0	0	0	0	0	0
			Charges	37	62	0	0	101	90	8	42	121	144	12	5,527	5
			Grand Total Dispositions	31	59	0	0	49	50	7	25	71	113	1	2,842	1
		Total Non-Trial Dispositions	28	56	0	0	48	50	7	25	69	110	1	2,831	1	
		Total Trial Dispositions	3	3	0	0	1	0	0	0	2	3	0	11	0	
Other Manner of Disposition	0	0	0	0	0	0	0	0	0	0	0	0	0			
11th Judicial District	Lander County	Argenta Justice Court	New Filings (cases)	22	16	0	0	23	13	3	14	42	24	1	2,289	1
			Reopened (cases)	0	0	0	0	0	0	0	0	0	0	0	0	0
			Charges	22	17	0	0	28	17	3	18	45	27	2	2,757	1
			Grand Total Dispositions	24	15	0	0	23	12	3	13	47	26	1	2,319	1
		Total Non-Trial Dispositions	24	15	0	0	23	12	3	13	47	26	1	2,178	1	
		Total Trial Dispositions	0	0	0	0	0	0	0	0	0	0	0	0	0	
		Other Manner of Disposition	0	0	0	0	0	0	0	0	0	0	0	141	0	
		Austin Justice Court	New Filings (cases)	0	0	0	0	4	2	0	0	16	1	0	839	1
	Reopened (cases)		0	0	0	0	0	0	0	0	0	0	0	0	0	
	Charges		0	0	0	0	4	2	0	0	17	1	0	915	1	
	Grand Total Dispositions		1	1	0	0	2	3	0	0	15	1	0	778	1	
	Total Non-Trial Dispositions		1	1	0	0	2	3	0	0	14	1	0	778	1	
	Total Trial Dispositions		0	0	0	0	0	0	0	0	0	0	0	0	0	
	Other Manner of Disposition	0	0	0	0	0	0	0	0	1	0	0	0	0		
Mineral County	Hawthorne Justice Court	New Filings (cases)	19	22	0	0	19	21	1	31	87	86	33	7,042	0	
		Reopened (cases)	0	0	0	0	0	0	0	0	0	0	0	5	0	
		Charges	30	25	0	0	32	42	3	53	135	110	39	8,146	0	
		Grand Total Dispositions <sup>i</sup>	9	11	0	0	16	18	0	17	26	31	10	1,103 <sup>i</sup>	0	
	Total Non-Trial Dispositions	9	9	0	0	15	18	0	16	26	31	10	1,101	0		
	Total Trial Dispositions	0	2	0	0	1	0	0	1	0	0	0	1	0		
	Other Manner of Disposition	0	0	0	0	0	0	0	0	0	0	0	1	0		
	Pershing County	Lake Justice Court	New Filings (cases)	22	23	0	0	20	146	3	7	34	33	6	2,833	2
Reopened (cases)			0	0	0	0	0	0	0	0	0	0	0	0	0	
Charges			23	24	0	0	23	202	3	10	42	40	8	3,283	2	
Grand Total Dispositions			16	18	0	0	18	115	2	6	35	29	3	2,946	2	
Total Non-Trial Dispositions	16	18	0	0	16	114	2	6	35	28	3	2,934	2			
Total Trial Dispositions	0	0	0	0	1	0	0	0	0	1	0	12	0			
Other Manner of Disposition	0	0	0	0	1	1	0	0	0	0	0	0	0			

<sup>i</sup> Incomplete.

Source: Uniform System for Judicial Records, Nevada AOC, Research and Statistics Unit.

Table B6-1. Civil Caseload Processed by Justice Courts in Nevada, Fiscal Year 2018.

Justice Court, Civil Caseload, Aggregate (1 of 6)			Real Property	Tort	Contract	Contested Liens	Other Civil Matters	Small Claims	Protection Orders	Totals
<b>Totals<sup>a</sup></b>	Nevada Justice Courts	<b>New Filings (cases)</b>	45,969	1,161	49,596	11	2,370	7,866	7,037	114,010
		<b>Reopened (cases)</b>	6,818	19	463	1	119	387	529	8,336
		<b>Grand Total Dispositions</b>	51,807	857	40,759	10	5,476	8,847	7,405	115,161
		Total Non-Trial Dispositions	50,129	843	40,474	8	5,085	6,898	7,173	110,610
		Total Trial Dispositions	866	6	36	1	107	1,713	0	2,729
		Other Manner of Disposition	812	8	249	1	284	236	232	1,822
<b>1st Judicial District</b>	<b>Carson City Justice Court</b>	<b>New Filings (cases)</b>	835	0	1,403	1	91	287	627	3,244
		<b>Reopened (cases)</b>	0	0	0	0	0	0	0	0
		<b>Grand Total Dispositions</b>	277	0	1,107	1	531	239	646	2,801
		Total Non-Trial Dispositions	224	0	1,097	1	459	63	646	2,490
		Total Trial Dispositions	52	0	10	0	1	176	-	239
		Other Manner of Disposition	1	0	0	0	71	0	0	72
	<b>Storey County Justice Court</b>	<b>New Filings (cases)</b>	13	0	11	0	9	4	39	76
		<b>Reopened (cases)</b>	0	0	0	0	0	0	1	1
		<b>Grand Total Dispositions</b>	8	0	3	0	4	3	39	57
		Total Non-Trial Dispositions	7	0	2	0	4	2	39	54
		Total Trial Dispositions	1	0	0	0	0	1	-	2
		Other Manner of Disposition	0	0	1	0	0	0	0	1
<b>2nd Judicial District</b>	<b>Incline Village Justice Court</b>	<b>New Filings (cases)</b>	27	0	50	0	50	28	23	178
		<b>Reopened (cases)</b>	3	0	1	0	0	7	15	26
		<b>Grand Total Dispositions</b>	32	0	25	0	50	30	39	176
		Total Non-Trial Dispositions	23	0	25	0	49	17	24	138
		Total Trial Dispositions	6	0	0	0	0	8	-	14
		Other Manner of Disposition	3	0	0	0	1	5	15	24
	<b>Reno Justice Court</b>	<b>New Filings (cases)</b>	2,243	71	3,800	0	122	1,332	948	8,516
		<b>Reopened (cases)</b>	170	4	81	0	25	135	45	460
		<b>Grand Total Dispositions</b>	2,364	51	3,193	0	422	1,330	941	8,301
		Total Non-Trial Dispositions	1,822	51	3,126	0	305	1,150	912	7,366
		Total Trial Dispositions	387	0	9	0	6	111	-	513
		Other Manner of Disposition	155	0	58	0	111	69	29	422
	<b>Sparks Justice Court</b>	<b>New Filings (cases)</b>	873	7	2,709	0	317	584	166	4,656
		<b>Reopened (cases)</b>	30	0	15	0	3	38	9	95
		<b>Grand Total Dispositions</b>	893	8	2,483	0	746	630	159	4,919
		Total Non-Trial Dispositions	757	8	2,478	0	734	530	156	4,663
		Total Trial Dispositions	118	0	3	0	7	80	-	208
		Other Manner of Disposition	18	0	2	0	5	20	3	48
	<b>Wadsworth Justice Court</b>	<b>New Filings (cases)</b>	14	0	2	0	3	5	3	27
		<b>Reopened (cases)</b>	0	0	1	0	0	1	0	2
		<b>Grand Total Dispositions</b>	0	0	0	0	1	10	2	13
		Total Non-Trial Dispositions	0	0	0	0	0	10	2	12
		Total Trial Dispositions	0	0	0	0	0	0	-	0
		Other Manner of Disposition	0	0	0	0	1	0	0	1

<sup>a</sup> Totals reflect aggregate information from the Nevada Justice Courts. Information contained herein may reflect non-standard reporting and is noted by subsequent footnotes.  
Source: Uniform System for Judicial Records, Nevada AOC, Research and Statistics Unit.

Table B6-1. Civil Caseload Processed by Justice Courts in Nevada, Fiscal Year 2018.

Justice Court, Civil Caseload, Aggregate (2 of 6)		Real Property	Tort	Contract	Contested Liens	Other Civil Matters	Small Claims	Protection Orders	Totals		
3rd Judicial District	Lyon County	Canal Justice Court	<b>New Filings (cases)</b>	<b>408</b>	<b>3</b>	<b>380</b>	<b>0</b>	<b>4</b>	<b>104</b>	<b>164</b>	<b>1,063</b>
			Reopened (cases)	3	0	1	0	0	0	3	7
			<b>Grand Total Dispositions</b>	<b>405</b>	<b>1</b>	<b>373</b>	<b>0</b>	<b>22</b>	<b>92</b>	<b>162</b>	<b>1,055</b>
			Total Non-Trial Dispositions	399	1	372	0	21	14	160	967
			Total Trial Dispositions	4	0	0	0	0	78	-	82
			Other Manner of Disposition	2	0	1	0	1	0	2	6
			<b>New Filings (cases)</b>	<b>176</b>	<b>0</b>	<b>364</b>	<b>0</b>	<b>107</b>	<b>50</b>	<b>223</b>	<b>920</b>
			Reopened (cases)	0	0	0	0	0	0	0	0
			<b>Grand Total Dispositions</b>	<b>178</b>	<b>0</b>	<b>252</b>	<b>0</b>	<b>100</b>	<b>45</b>	<b>223</b>	<b>798</b>
		Total Non-Trial Dispositions	178	0	250	0	12	44	222	706	
		Total Trial Dispositions	0	0	1	0	88	1	-	90	
		Other Manner of Disposition	0	0	1	0	0	0	1	2	
		Walker River Justice Court	<b>New Filings (cases)</b>	<b>149</b>	<b>0</b>	<b>122</b>	<b>3</b>	<b>177</b>	<b>67</b>	<b>169</b>	<b>687</b>
			Reopened (cases)	0	0	0	0	2	0	1	3
			<b>Grand Total Dispositions</b>	<b>149</b>	<b>0</b>	<b>84</b>	<b>4</b>	<b>196</b>	<b>53</b>	<b>179</b>	<b>665</b>
		Total Non-Trial Dispositions	149	0	81	2	195	37	179	643	
		Total Trial Dispositions	0	0	3	1	1	16	-	21	
		Other Manner of Disposition	0	0	0	1	0	0	0	1	
4th Judicial District	Elko County	Carlin Justice Court	<b>New Filings (cases)</b>	<b>16</b>	<b>0</b>	<b>24</b>	<b>0</b>	<b>0</b>	<b>8</b>	<b>31</b>	<b>79</b>
			Reopened (cases)	0	0	0	0	0	0	0	0
			<b>Grand Total Dispositions</b>	<b>10</b>	<b>0</b>	<b>18</b>	<b>0</b>	<b>1</b>	<b>9</b>	<b>26</b>	<b>64</b>
			Total Non-Trial Dispositions	8	0	18	0	1	9	26	62
			Total Trial Dispositions	2	0	0	0	0	0	-	2
			Other Manner of Disposition	0	0	0	0	0	0	0	0
			<b>New Filings (cases)</b>	<b>21</b>	<b>0</b>	<b>27</b>	<b>0</b>	<b>1</b>	<b>22</b>	<b>39</b>	<b>110</b>
			Reopened (cases)	0	0	0	0	0	0	0	0
			<b>Grand Total Dispositions<sup>b</sup></b>	<b>18</b>	<b>0</b>	<b>40</b>	<b>0</b>	<b>1</b>	<b>74</b>	<b>38</b>	<b>171<sup>b</sup></b>
		Total Non-Trial Dispositions	18	0	39	0	0	71	35	163	
		Total Trial Dispositions	0	0	0	0	0	3	-	3	
		Other Manner of Disposition	0	0	1	0	1	0	3	5	
		Elko Justice Court	<b>New Filings (cases)</b>	<b>149</b>	<b>3</b>	<b>788</b>	<b>1</b>	<b>41</b>	<b>173</b>	<b>377</b>	<b>1,532</b>
			Reopened (cases)	3	0	6	0	2	0	19	30
			<b>Grand Total Dispositions<sup>b</sup></b>	<b>169</b>	<b>1</b>	<b>784</b>	<b>1</b>	<b>381</b>	<b>335</b>	<b>413</b>	<b>2,084<sup>b</sup></b>
			Total Non-Trial Dispositions	154	1	779	1	370	324	389	2,018
			Total Trial Dispositions	7	0	1	0	0	10	-	18
			Other Manner of Disposition	8	0	4	0	11	1	24	48
	Wells Justice Court	<b>New Filings (cases)</b>	<b>4</b>	<b>0</b>	<b>11</b>	<b>0</b>	<b>3</b>	<b>6</b>	<b>11</b>	<b>35</b>	
		Reopened (cases) <sup>c</sup>	0	0	0	0	0	0	0	0 <sup>c</sup>	
		<b>Grand Total Dispositions</b>	<b>1</b>	<b>0</b>	<b>3</b>	<b>0</b>	<b>7</b>	<b>10</b>	<b>10</b>	<b>31</b>	
		Total Non-Trial Dispositions	0	0	2	0	1	0	9	12	
		Total Trial Dispositions	0	0	0	0	0	1	-	1	
		Other Manner of Disposition	1	0	1	0	6	9	1	18	

<sup>b</sup> Includes administrative case closures.

<sup>c</sup> Reopened (cases) under-reported.

Source: Uniform System for Judicial Records, Nevada AOC, Research and Statistics Unit.



Table B6-1. Civil Caseload Processed by Justice Courts in Nevada, Fiscal Year 2018.

Justice Court, Civil Caseload, Aggregate (3 of 6)		Real Property	Tort	Contract	Contested Liens	Other Civil Matters	Small Claims	Protection Orders	Totals			
5th Judicial District	Esmeralda County	Esmeralda Justice Court	<b>New Filings (cases)</b>	0	0	0	0	0	1	2	3	
			<b>Reopened (cases)</b>	0	0	0	0	0	0	0	0	
			<b>Grand Total Dispositions</b>	2	0	0	0	0	3	2	7	
			Total Non-Trial Dispositions	0	0	0	0	0	0	2	2	
			Total Trial Dispositions	0	0	0	0	0	0	-	0	
		Other Manner of Disposition	2	0	0	0	0	3	0	5		
	Nye County	Beatty Justice Court		<b>New Filings (cases)</b>	21	0	3	0	2	0	28	54
				<b>Reopened (cases)</b>	0	0	0	0	0	0	0	0
				<b>Grand Total Dispositions</b>	20	0	0	0	2	0	16	38
				Total Non-Trial Dispositions	17	0	0	0	2	0	16	35
				Total Trial Dispositions	0	0	0	0	0	0	-	0
			Other Manner of Disposition	3	0	0	0	0	0	0	3	
		Pahrump Justice Court		<b>New Filings (cases)</b>	139	2	377	0	6	36	360	920
				<b>Reopened (cases)</b>	21	0	2	0	0	3	21	47
				<b>Grand Total Dispositions</b>	168	3	300	0	5	41	379	896
				Total Non-Trial Dispositions	117	1	297	0	0	19	358	792
				Total Trial Dispositions	1	0	0	0	0	9	-	10
		Other Manner of Disposition	50	2	3	0	5	13	21	94		
Tonopah Justice Court		<b>New Filings (cases)</b>	15	0	22	0	2	11	35	85		
		<b>Reopened (cases)</b>	0	0	0	0	0	0	0	0		
		<b>Grand Total Dispositions</b>	14	0	14	0	5	5	34	72		
		Total Non-Trial Dispositions	13	0	14	0	4	4	34	69		
		Total Trial Dispositions	1	0	0	0	0	0	-	1		
	Other Manner of Disposition	0	0	0	0	1	1	0	2			
6th Judicial District	Humboldt County	Union Justice Court	<b>New Filings (cases)</b>	27	1	160	0	17	244	153	602	
			<b>Reopened (cases)</b>	0	0	0	0	0	0	0	0	
			<b>Grand Total Dispositions</b>	25	2	126	0	22	221	147	543	
			Total Non-Trial Dispositions	20	2	126	0	22	209	141	520	
			Total Trial Dispositions	4	0	0	0	0	9	-	13	
	Other Manner of Disposition	1	0	0	0	0	3	6	10			

Source: Uniform System for Judicial Records, Nevada AOC, Research and Statistics Unit.

Table B6-1. Civil Caseload Processed by Justice Courts in Nevada, Fiscal Year 2018.

Justice Court, Civil Caseload, Aggregate (4 of 6)		Real Property	Tort	Contract	Contested Liens	Other Civil Matters	Small Claims	Protection Orders	Totals		
7th Judicial District	Eureka County	Eureka Justice Court	<b>New Filings (cases)</b>	1	1	7	0	2	1	21	33
			Reopened (cases)	0	0	0	0	0	0	0	0
			<b>Grand Total Dispositions</b>	1	1	7	0	0	1	22	32
			Total Non-Trial Dispositions	0	1	6	0	0	1	22	30
			Total Trial Dispositions	0	0	0	0	0	0	-	0
		Other Manner of Disposition	1	0	1	0	0	0	0	2	
	Lincoln County	Meadow Valley Justice Court	<b>New Filings (cases)</b>	2	0	1	0	6	6	26	41
			Reopened (cases)	0	0	0	0	0	0	8	8
			<b>Grand Total Dispositions</b>	2	0	5	0	4	5	34	50
			Total Non-Trial Dispositions	0	0	5	0	0	4	27	36
			Total Trial Dispositions	1	0	0	0	0	0	-	1
		Other Manner of Disposition	1	0	0	0	4	1	7	13	
	Pahrnagat Valley Justice Court		<b>New Filings (cases)</b>	0	0	0	0	0	0	5	5
			Reopened (cases)	0	0	0	0	0	0	0	0
			<b>Grand Total Dispositions</b>	0	0	0	0	1	0	3	4
		Total Non-Trial Dispositions	0	0	0	0	0	0	1	1	
		Total Trial Dispositions	0	0	0	0	0	0	-	0	
	Other Manner of Disposition	0	0	0	0	1	0	2	3		
White Pine County	Ely Justice Court	<b>New Filings (cases)</b>	33	0	108	0	5	75	109	330	
		Reopened (cases)	2	0	24	0	0	19	5	50	
		<b>Grand Total Dispositions</b>	25	0	65	0	2	71	101	264	
		Total Non-Trial Dispositions	12	0	63	0	2	38	100	215	
		Total Trial Dispositions	8	0	0	0	0	25	-	33	
	Other Manner of Disposition	5	0	2	0	0	8	1	16		
8th Judicial District	Boulder Justice Court		<b>New Filings (cases)</b>	83	1	83	0	1	18	87	273
			Reopened (cases)	1	0	0	0	0	1	0	2
			<b>Grand Total Dispositions</b>	84	2	59	0	0	19	87	251
			Total Non-Trial Dispositions	62	2	59	0	0	13	87	223
			Total Trial Dispositions	22	0	0	0	0	6	-	28
		Other Manner of Disposition	0	0	0	0	0	0	0	0	
	Bunkerville Justice Court		<b>New Filings (cases)</b>	1	0	0	0	0	0	2	3
			Reopened (cases)	0	0	0	0	0	0	0	0
			<b>Grand Total Dispositions</b>	1	0	0	0	0	1	2	4
			Total Non-Trial Dispositions	1	0	0	0	0	0	1	2
			Total Trial Dispositions	0	0	0	0	0	1	-	1
		Other Manner of Disposition	0	0	0	0	0	0	1	1	
	Goodsprings Justice Court		<b>New Filings (cases)</b>	11	0	0	0	0	1	10	22
			Reopened (cases)	1	0	0	0	0	0	0	1
			<b>Grand Total Dispositions</b>	10	0	0	0	0	1	9	20
		Total Non-Trial Dispositions	6	0	0	0	0	0	9	15	
		Total Trial Dispositions	2	0	0	0	0	1	-	3	
	Other Manner of Disposition	2	0	0	0	0	0	0	2		
Henderson Justice Court		<b>New Filings (cases)</b>	2,872	15	3,732	0	61	237	481	7,398	
		Reopened (cases)	57	0	9	0	0	4	36	106	
		<b>Grand Total Dispositions</b>	2,835	8	2,727	0	48	206	494	6,318	
		Total Non-Trial Dispositions	2,721	8	2,726	0	23	170	492	6,140	
		Total Trial Dispositions	110	0	0	0	0	34	-	144	
	Other Manner of Disposition	4	0	1	0	25	2	2	34		

Source: Uniform System for Judicial Records, Nevada AOC, Research and Statistics Unit.

Table B6-1. Civil Caseload Processed by Justice Courts in Nevada, Fiscal Year 2018.

Justice Court, Civil Caseload, Aggregate (5 of 6)		Real Property	Tort	Contract	Contested Liens	Other Civil Matters	Small Claims	Protection Orders	Totals		
8th Judicial District Cont.	Clark County Cont.	Las Vegas Justice Court	<b>New Filings (cases)</b>	33,139	1,036	30,666	5	1,125	4,030	1,876	71,877
		Reopened (cases)	6,460	15	319	1	84	164	354	7,397	
		<b>Grand Total Dispositions</b>	39,459	774	26,777	4	2,675	4,896	2,191	76,776	
		Total Non-Trial Dispositions	39,054	762	26,614	4	2,658	3,798	2,188	75,078	
		Total Trial Dispositions	121	6	2	0	3	1,069	-	1,201	
		Other Manner of Disposition	284	6	161	0	14	29	3	497	
		Laughlin Justice Court	<b>New Filings (cases)</b>	49	0	117	0	0	6	50	222
		Reopened (cases)	0	0	0	0	0	0	0	0	
		<b>Grand Total Dispositions</b>	46	0	101	0	1	6	54	208	
		Total Non-Trial Dispositions	43	0	99	0	1	2	54	199	
	Total Trial Dispositions	3	0	2	0	0	4	-	9		
	Other Manner of Disposition	0	0	0	0	0	0	0	0		
	Mesquite Justice Court	<b>New Filings (cases)</b>	45	0	152	0	3	16	52	268	
	Reopened (cases)	0	0	0	0	0	0	0	0		
	<b>Grand Total Dispositions</b>	43	0	100	0	2	16	42	203		
	Total Non-Trial Dispositions	43	0	100	0	1	8	40	192		
	Total Trial Dispositions	0	0	0	0	0	8	-	8		
	Other Manner of Disposition	0	0	0	0	1	0	2	3		
	Moapa Justice Court	<b>New Filings (cases)</b>	1	0	2	0	1	0	10	14	
	Reopened (cases)	0	0	0	0	0	0	0	0		
	<b>Grand Total Dispositions</b>	1	0	1	0	0	1	6	9		
	Total Non-Trial Dispositions	0	0	1	0	0	0	6	7		
	Total Trial Dispositions	1	0	0	0	0	0	-	1		
	Other Manner of Disposition	0	0	0	0	0	1	0	1		
	Moapa Valley Justice Court	<b>New Filings (cases)</b>	13	0	14	0	0	0	33	60	
	Reopened (cases)	0	0	0	0	0	0	0	0		
	<b>Grand Total Dispositions</b>	4	0	1	0	0	0	28	33		
	Total Non-Trial Dispositions	4	0	1	0	0	0	28	33		
Total Trial Dispositions	0	0	0	0	0	0	-	0			
Other Manner of Disposition	0	0	0	0	0	0	0	0			
North Las Vegas Justice Court	<b>New Filings (cases)</b>	4,222	19	3,492	1	36	189	239	8,198		
Reopened (cases)	67	0	1	0	0	2	6	76			
<b>Grand Total Dispositions</b>	4,091	6	1,500	0	23	143	239	6,002			
Total Non-Trial Dispositions	4,048	6	1,495	0	22	107	236	5,914			
Total Trial Dispositions	1	0	0	0	0	34	-	35			
Other Manner of Disposition	42	0	5	0	1	2	3	53			
Searchlight Justice Court	<b>New Filings (cases)</b>	3	0	3	0	2	0	8	16		
Reopened (cases)	0	0	0	0	0	0	0	0			
<b>Grand Total Dispositions</b>	1	0	1	0	2	0	4	8			
Total Non-Trial Dispositions	1	0	1	0	2	0	4	8			
Total Trial Dispositions	0	0	0	0	0	0	-	0			
Other Manner of Disposition	0	0	0	0	0	0	0	0			

Source: Uniform System for Judicial Records, Nevada AOC, Research and Statistics Unit.

Table B6-1. Civil Caseload Processed by Justice Courts in Nevada, Fiscal Year 2018.

Justice Court, Civil Caseload, Aggregate (6 of 6)		Real Property	Tort	Contract	Contested Liens	Other Civil Matters	Small Claims	Protection Orders	Totals		
9th Judicial District	Douglas County	East Fork Justice Court	<b>New Filings (cases)</b>	56	2	641	0	15	128	165	1,007
			Reopened (cases)	0	0	0	0	0	2	1	3
			<b>Grand Total Dispositions</b>	49	0	430	0	10	105	156	750
			Total Non-Trial Dispositions	29	0	420	0	10	45	149	653
			Total Trial Dispositions	11	0	4	0	0	17	-	32
			Other Manner of Disposition	9	0	6	0	0	43	7	65
		Tahoe Justice Court	<b>New Filings (cases)</b>	14	0	24	0	40	19	38	135
		Reopened (cases)	0	0	0	0	0	1	0	1	
		<b>Grand Total Dispositions</b>	13	0	16	0	38	22	35	124	
		Total Non-Trial Dispositions	9	0	16	0	37	11	31	104	
	Total Trial Dispositions	3	0	0	0	0	9	-	12		
	Other Manner of Disposition	1	0	0	0	1	2	4	8		
10th Judicial District	Churchill County	New River Justice Court	<b>New Filings (cases)</b>	186	0	162	0	102	82	263	795
			Reopened (cases)	0	0	1	0	2	1	1	5
			<b>Grand Total Dispositions</b>	162	0	81	0	146	137	244	770
			Total Non-Trial Dispositions	162	0	81	0	134	137	242	756
			Total Trial Dispositions	0	0	0	0	1	0	-	1
	Other Manner of Disposition	0	0	0	0	11	0	2	13		
11th Judicial District	Lander County	Argenta Justice Court	<b>New Filings (cases)</b>	15	0	80	0	10	20	36	161
			Reopened (cases)	0	0	2	0	0	0	4	6
			<b>Grand Total Dispositions</b>	17	0	69	0	20	24	41	171
			Total Non-Trial Dispositions	0	0	68	0	10	23	40	141
			Total Trial Dispositions	0	0	0	0	0	0	-	0
			Other Manner of Disposition	17	0	1	0	10	1	1	30
		Austin Justice Court	<b>New Filings (cases)</b>	0	0	0	0	1	0	4	5
		Reopened (cases)	0	0	0	0	0	0	0	0	
		<b>Grand Total Dispositions</b>	0	0	0	0	3	0	4	7	
		Total Non-Trial Dispositions	0	0	0	0	3	0	3	6	
		Total Trial Dispositions	0	0	0	0	0	0	-	0	
		Other Manner of Disposition	0	0	0	0	0	0	1	1	
		Hawthorne Justice Court	<b>New Filings (cases)</b>	44	0	21	0	4	27	99	195
		Reopened (cases)	0	0	0	0	1	9	0	10	
		<b>Grand Total Dispositions<sup>b</sup></b>	201	0	4	0	5	26	133	369 <sup>b</sup>	
	Total Non-Trial Dispositions	0	0	3	0	3	3	43	52		
	Total Trial Dispositions	0	0	1	0	0	0	-	1		
	Other Manner of Disposition	201	0	0	0	2	23	90	316		
	Lake Justice Court	<b>New Filings (cases)</b>	49	0	38	0	4	49	25	165	
	Reopened (cases)	0	0	0	0	0	0	0	0		
	<b>Grand Total Dispositions</b>	29	0	10	0	0	37	21	97		
	Total Non-Trial Dispositions	28	0	10	0	0	35	20	93		
	Total Trial Dispositions	0	0	0	0	0	2	-	2		
	Other Manner of Disposition	1	0	0	0	0	0	1	2		

<sup>b</sup> Includes administrative case closures.

Source: Uniform System for Judicial Records, Nevada AOC, Research and Statistics Unit.

Table B6-2. Civil Caseload Processed by Justice Courts in Nevada, Fiscal Year 2018.

Justice Court, Civil Caseload (1 of 6)			Real Property			Tort					Contract					Contested Liens	Other Civil Matters	Small Claims	Protection Orders			
			Landlord/Tenant (Summary Eviction)	Unlawful Detainer Complaint (Writs of Restitution)	Other Real Property	Auto Negligence	Premises Liability	Other Negligence	Intentional Misconduct	Other Tort	Credit Card Collection	Payday Loan Collection	Debt Collection Agency	Other Debt Collection	Contract Buyer Plaintiff				Other Contract	Request for DV Protection Order	Request for Non-DV Protection Order	
<b>Totals<sup>a</sup></b>	<b>Nevada Justice Courts</b>	<b>New Filings (cases)</b>	<b>44,923</b>	<b>757</b>	<b>289</b>	<b>1,001</b>	<b>12</b>	<b>46</b>	<b>19</b>	<b>83</b>	<b>18,962</b>	<b>11,540</b>	<b>11,496</b>	<b>4,921</b>	<b>240</b>	<b>2,437</b>	<b>11</b>	<b>2,370</b>	<b>7,866</b>	<b>1,628</b>	<b>5,409</b>	
		<b>Reopened (cases)</b>	6,761	36	21	18	0	0	0	1	106	73	150	47	3	84	1	119	387	46	483	
		<b>Grand Total Dispositions</b>	<b>50,633</b>	<b>903</b>	<b>271</b>	<b>766</b>	<b>14</b>	<b>27</b>	<b>11</b>	<b>39</b>	<b>14,235</b>	<b>10,020</b>	<b>8,924</b>	<b>5,463</b>	<b>91</b>	<b>2,026</b>	<b>10</b>	<b>5,476</b>	<b>8,847</b>	<b>1,686</b>	<b>5,719</b>	
		Total Non-Trial Dispositions	49,133	748	248	757	14	26	11	35	14,131	9,996	8,838	5,434	87	1,988	8	5,085	6,898	1,567	5,606	
		Total Trial Dispositions Other Manner of Disposition	720 780	132 23	14 9	5 4	0 0	0 1	0 0	1 3	4 100	0 24	18 68	3 26	3 1	8 30	1 1	107 284	1,713 236	0 119	0 113	
<b>1st Judicial District</b>	<b>Carson City Justice Court</b>	<b>New Filings (cases)</b>	<b>821</b>	<b>7</b>	<b>7</b>	<b>0</b>	<b>0</b>	<b>0</b>	<b>0</b>	<b>0</b>	<b>249</b>	<b>3</b>	<b>1,096</b>	<b>9</b>	<b>34</b>	<b>12</b>	<b>1</b>	<b>91</b>	<b>287</b>	<b>247</b>	<b>380</b>	
		<b>Reopened (cases)</b>	0	0	0	0	0	0	0	0	0	0	0	0	0	0	0	0	0	0	0	0
		<b>Grand Total Dispositions</b>	<b>270</b>	<b>5</b>	<b>2</b>	<b>0</b>	<b>0</b>	<b>0</b>	<b>0</b>	<b>0</b>	<b>193</b>	<b>1</b>	<b>883</b>	<b>7</b>	<b>13</b>	<b>10</b>	<b>1</b>	<b>531</b>	<b>239</b>	<b>271</b>	<b>375</b>	
		Total Non-Trial Dispositions	217	5	2	0	0	0	0	0	193	1	874	7	12	10	1	459	63	271	375	
		Total Trial Dispositions Other Manner of Disposition	52 1	0 0	0 0	0 0	0 0	0 0	0 0	0 0	0 0	0 0	9 0	0 0	1 0	0 0	0 0	0 0	1 71	176 0	- 0	- 0
	<b>Storey County Justice Court</b>	<b>New Filings (cases)</b>	<b>13</b>	<b>0</b>	<b>0</b>	<b>0</b>	<b>0</b>	<b>0</b>	<b>0</b>	<b>0</b>	<b>3</b>	<b>0</b>	<b>6</b>	<b>0</b>	<b>0</b>	<b>2</b>	<b>0</b>	<b>9</b>	<b>4</b>	<b>19</b>	<b>20</b>	
		<b>Reopened (cases)</b>	0	0	0	0	0	0	0	0	0	0	0	0	0	0	0	0	0	1	0	
		<b>Grand Total Dispositions</b>	<b>8</b>	<b>0</b>	<b>0</b>	<b>0</b>	<b>0</b>	<b>0</b>	<b>0</b>	<b>0</b>	<b>1</b>	<b>0</b>	<b>2</b>	<b>0</b>	<b>0</b>	<b>0</b>	<b>0</b>	<b>4</b>	<b>3</b>	<b>24</b>	<b>15</b>	
		Total Non-Trial Dispositions	7	0	0	0	0	0	0	0	1	0	1	0	0	0	0	4	2	24	15	
		Total Trial Dispositions Other Manner of Disposition	1 0	0 0	0 0	0 0	0 0	0 0	0 0	0 0	0 0	0 0	0 0	0 0	0 0	0 0	0 0	0 0	0 0	1 0	- 0	- 0
<b>2nd Judicial District</b>	<b>Incline Village Justice Court</b>	<b>New Filings (cases)</b>	<b>27</b>	<b>0</b>	<b>0</b>	<b>0</b>	<b>0</b>	<b>0</b>	<b>0</b>	<b>0</b>	<b>24</b>	<b>0</b>	<b>22</b>	<b>2</b>	<b>0</b>	<b>2</b>	<b>0</b>	<b>50</b>	<b>28</b>	<b>8</b>	<b>15</b>	
		<b>Reopened (cases)</b>	3	0	0	0	0	0	0	0	1	0	0	0	0	0	0	0	7	7	8	
		<b>Grand Total Dispositions</b>	<b>31</b>	<b>0</b>	<b>1</b>	<b>0</b>	<b>0</b>	<b>0</b>	<b>0</b>	<b>0</b>	<b>12</b>	<b>0</b>	<b>12</b>	<b>1</b>	<b>0</b>	<b>0</b>	<b>0</b>	<b>50</b>	<b>30</b>	<b>15</b>	<b>24</b>	
		Total Non-Trial Dispositions	22	0	1	0	0	0	0	0	12	0	12	1	0	0	0	49	17	8	16	
		Total Trial Dispositions Other Manner of Disposition	6 3	0 0	0 0	0 0	0 0	0 0	0 0	0 0	0 0	0 0	0 0	0 0	0 0	0 0	0 0	0 1	8 5	- 7	- 8	
	<b>Reno Justice Court</b>	<b>New Filings (cases)</b>	<b>2,186</b>	<b>36</b>	<b>21</b>	<b>55</b>	<b>1</b>	<b>1</b>	<b>2</b>	<b>12</b>	<b>1,273</b>	<b>220</b>	<b>2,056</b>	<b>129</b>	<b>23</b>	<b>99</b>	<b>0</b>	<b>122</b>	<b>1,332</b>	<b>(b)</b>	<b>948</b>	
		<b>Reopened (cases)</b>	166	1	3	4	0	0	0	0	9	0	61	2	0	9	0	25	135		45	
		<b>Grand Total Dispositions</b>	<b>2,307</b>	<b>36</b>	<b>21</b>	<b>40</b>	<b>1</b>	<b>2</b>	<b>1</b>	<b>7</b>	<b>1,049</b>	<b>98</b>	<b>1,898</b>	<b>80</b>	<b>8</b>	<b>60</b>	<b>0</b>	<b>422</b>	<b>1,330</b>		<b>941</b>	
		Total Non-Trial Dispositions	1,782	30	10	40	1	2	1	7	1,032	98	1,865	78	7	46	0	305	1,150		912	
		Total Trial Dispositions Other Manner of Disposition	371 154	6 0	10 1	0 0	0 0	0 0	0 0	0 0	16 0	0 30	3 1	1 1	3 0	0 11	0 111	6 69	111 69		- 29	
	<b>Sparks Justice Court</b>	<b>New Filings (cases)</b>	<b>857</b>	<b>11</b>	<b>5</b>	<b>5</b>	<b>0</b>	<b>1</b>	<b>0</b>	<b>1</b>	<b>737</b>	<b>771</b>	<b>1,112</b>	<b>59</b>	<b>8</b>	<b>22</b>	<b>0</b>	<b>317</b>	<b>584</b>	<b>(b)</b>	<b>166</b>	
		<b>Reopened (cases)</b>	29	0	1	0	0	0	0	0	0	5	7	2	0	1	0	3	38		9	
		<b>Grand Total Dispositions</b>	<b>878</b>	<b>12</b>	<b>3</b>	<b>6</b>	<b>0</b>	<b>1</b>	<b>0</b>	<b>1</b>	<b>609</b>	<b>664</b>	<b>1,124</b>	<b>62</b>	<b>2</b>	<b>22</b>	<b>0</b>	<b>746</b>	<b>630</b>		<b>159</b>	
		Total Non-Trial Dispositions	748	9	0	6	0	1	0	1	608	664	1,120	62	2	22	0	734	530		156	
		Total Trial Dispositions Other Manner of Disposition	112 18	3 0	3 0	0 0	0 0	0 0	0 0	0 0	1 0	0 0	2 2	0 0	0 0	0 0	0 0	7 5	80 20		- 3	
<b>Wadsworth Justice Court</b>	<b>New Filings (cases)</b>	<b>14</b>	<b>0</b>	<b>0</b>	<b>0</b>	<b>0</b>	<b>0</b>	<b>0</b>	<b>0</b>	<b>2</b>	<b>0</b>	<b>0</b>	<b>0</b>	<b>0</b>	<b>0</b>	<b>0</b>	<b>3</b>	<b>5</b>	<b>0</b>	<b>3</b>		
	<b>Reopened (cases)</b>	0	0	0	0	0	0	0	0	0	0	0	1	0	0	0	0	1	0	0		
	<b>Grand Total Dispositions</b>	<b>0</b>	<b>0</b>	<b>0</b>	<b>0</b>	<b>0</b>	<b>0</b>	<b>0</b>	<b>0</b>	<b>0</b>	<b>0</b>	<b>0</b>	<b>0</b>	<b>0</b>	<b>0</b>	<b>0</b>	<b>1</b>	<b>10</b>	<b>0</b>	<b>2</b>		
	Total Non-Trial Dispositions	0	0	0	0	0	0	0	0	0	0	0	0	0	0	0	0	10	0	2		
	Total Trial Dispositions Other Manner of Disposition	0 0	0 0	0 0	0 0	0 0	0 0	0 0	0 0	0 0	0 0	0 0	0 0	0 0	0 0	0 0	0 1	0 0	0 0	0 0	0 0	

<sup>a</sup> Totals reflect aggregate information from the Nevada Justice Courts. Information contained herein may reflect non-standard reporting and is noted by subsequent footnotes.

<sup>b</sup> Requests for Domestic Violence Protection Orders (TPOs) are processed and recorded at the District Courts.

Source: Uniform System for Judicial Records, Nevada AOC, Research and Statistics Unit.

Table B6-2. Civil Caseload Processed by Justice Courts in Nevada, Fiscal Year 2018.

Justice Court, Civil Caseload (2 of 6)			Real Property			Tort					Contract					Contested Liens	Other Civil Matters	Small Claims	Protection Orders			
			Landlord/Tenant (Summary Eviction)	Unlawful Detainer Complaint (Writs of Restitution)	Other Real Property	Auto Negligence	Premises Liability	Other Negligence	Intentional Misconduct	Other Tort	Credit Card Collection	Payday Loan Collection	Debt Collection Agency	Other Debt Collection	Contract Buyer Plaintiff				Other Contract	Request for DV Protection Order	Request for Non-DV Protection Order	
3rd Judicial District	Lyon County	Canal Justice Court	New Filings (cases)	404	4	0	2	0	1	0	0	212	2	131	21	2	12	0	4	104	76	88
		Reopened (cases)	3	0	0	0	0	0	0	0	0	1	0	0	0	0	0	0	0	0	1	2
		Grand Total Dispositions	403	2	0	1	0	0	0	0	0	188	1	151	23	2	8	0	22	92	76	86
		Total Non-Trial Dispositions	397	2	0	1	0	0	0	0	0	188	1	151	22	2	8	0	21	14	74	86
		Total Trial Dispositions	4	0	0	0	0	0	0	0	0	0	0	0	0	0	0	0	0	78	-	-
		Other Manner of Disposition	2	0	0	0	0	0	0	0	0	0	0	1	0	0	0	0	1	0	2	0
	Dayton Justice Court	New Filings (cases)	176	0	0	0	0	0	0	0	108	1	238	7	8	2	0	107	50	80	143	
	Reopened (cases)	0	0	0	0	0	0	0	0	0	0	0	0	0	0	0	0	0	0	0	0	
	Grand Total Dispositions	178	0	0	0	0	0	0	0	0	58	0	181	6	4	3	0	100	45	79	144	
	Total Non-Trial Dispositions	178	0	0	0	0	0	0	0	0	56	0	181	6	4	3	0	12	44	78	144	
	Total Trial Dispositions	0	0	0	0	0	0	0	0	0	1	0	0	0	0	0	0	88	1	-	-	
	Other Manner of Disposition	0	0	0	0	0	0	0	0	0	1	0	0	0	0	0	0	0	0	1	0	
Walker River Justice Court	New Filings (cases)	148	0	1	0	0	0	0	0	32	0	79	4	6	1	3	177	67	97	72		
Reopened (cases)	0	0	0	0	0	0	0	0	0	0	0	0	0	0	0	0	2	0	1	0		
Grand Total Dispositions	148	0	1	0	0	0	0	0	0	19	0	56	6	3	0	4	196	53	104	75		
Total Non-Trial Dispositions	148	0	1	0	0	0	0	0	0	19	0	55	5	2	0	2	195	37	104	75		
Total Trial Dispositions	0	0	0	0	0	0	0	0	0	0	0	1	1	1	0	1	1	16	-	-		
Other Manner of Disposition	0	0	0	0	0	0	0	0	0	0	0	0	0	0	0	1	0	0	0	0		
4th Judicial District	Carlin Justice Court	New Filings (cases)	16	0	0	0	0	0	0	0	7	0	13	2	1	1	0	0	8	14	17	
		Reopened (cases)	0	0	0	0	0	0	0	0	0	0	0	0	0	0	0	0	0	0	0	
		Grand Total Dispositions	10	0	0	0	0	0	0	0	4	0	13	0	1	0	0	1	9	13	13	
		Total Non-Trial Dispositions	8	0	0	0	0	0	0	0	4	0	13	0	1	0	0	1	9	13	13	
		Total Trial Dispositions	2	0	0	0	0	0	0	0	0	0	0	0	0	0	0	0	0	0	-	
		Other Manner of Disposition	0	0	0	0	0	0	0	0	0	0	0	0	0	0	0	0	0	0	0	
	Eastline Justice Court	New Filings (cases)	20	0	1	0	0	0	0	0	4	0	11	12	0	0	0	1	22	18	21	
		Reopened (cases)	0	0	0	0	0	0	0	0	0	0	0	0	0	0	0	0	0	0	0	
		Grand Total Dispositions <sup>c</sup>	18	0	0	0	0	0	0	0	4	1	10	25	0	0	0	1	74	15	23	
		Total Non-Trial Dispositions	18	0	0	0	0	0	0	0	4	0	10	25	0	0	0	0	71	14	21	
		Total Trial Dispositions	0	0	0	0	0	0	0	0	0	0	0	0	0	0	0	0	3	-	-	
		Other Manner of Disposition	0	0	0	0	0	0	0	0	0	1	0	0	0	0	0	1	0	1	2	
	Elko Justice Court	New Filings (cases)	147	2	0	3	0	0	0	0	269	2	365	148	0	4	1	41	173	236	141	
		Reopened (cases)	2	1	0	0	0	0	0	0	0	1	5	0	0	0	2	0	12	7		
		Grand Total Dispositions <sup>c</sup>	164	5	0	1	0	0	0	0	183	2	452	146	0	1	1	381	335	253	160	
		Total Non-Trial Dispositions	150	4	0	1	0	0	0	0	183	2	452	141	0	1	1	370	324	234	155	
		Total Trial Dispositions	7	0	0	0	0	0	0	0	0	0	1	0	0	0	0	0	10	-	-	
		Other Manner of Disposition	7	1	0	0	0	0	0	0	0	0	0	4	0	0	11	1	19	5		
Wells Justice Court	New Filings (cases)	4	0	0	0	0	0	0	0	1	2	7	0	1	0	0	3	6	4	7		
	Reopened (cases) <sup>d</sup>	0	0	0	0	0	0	0	0	0	0	0	0	0	0	0	0	0	0	0		
	Grand Total Dispositions	1	0	0	0	0	0	0	0	0	0	2	1	0	0	0	7	10	3	7		
	Total Non-Trial Dispositions	0	0	0	0	0	0	0	0	0	0	2	0	0	0	0	1	0	2	7		
	Total Trial Dispositions	0	0	0	0	0	0	0	0	0	0	0	0	0	0	0	0	1	-	-		
	Other Manner of Disposition	1	0	0	0	0	0	0	0	0	0	0	1	0	0	0	6	9	1	0		

<sup>c</sup> Includes administrative case closures.

<sup>d</sup> Reopened (cases) under-reported.

Source: Uniform System for Judicial Records, Nevada AOC, Research and Statistics Unit.

Table B6-2. Civil Caseload Processed by Justice Courts in Nevada, Fiscal Year 2018.

Justice Court, Civil Caseload (3 of 6)			Real Property			Tort					Contract					Contested Liens	Other Civil Matters	Small Claims	Protection Orders		
			Landlord/Tenant (Summary Eviction)	Unlawful Detainer Complaint (Writs of Restitution)	Other Real Property	Auto Negligence	Premises Liability	Other Negligence	Intentional Misconduct	Other Tort	Credit Card Collection	Payday Loan Collection	Debt Collection Agency	Other Debt Collection	Contract Buyer Plaintiff				Other Contract	Request for DV Protection Order	Request for Non-DV Protection Order
																				Request for DV Protection Order	Request for Non-DV Protection Order
5th Judicial District	Esmeralda County	Esmeralda Justice Court	<b>New Filings (cases)</b>	0	0	0	0	0	0	0	0	0	0	0	0	0	0	1	2	0	
			<b>Reopened (cases)</b>	0	0	0	0	0	0	0	0	0	0	0	0	0	0	0	0	0	0
			<b>Grand Total Dispositions</b>	2	0	0	0	0	0	0	0	0	0	0	0	0	0	0	3	1	1
			Total Non-Trial Dispositions	0	0	0	0	0	0	0	0	0	0	0	0	0	0	0	0	1	1
			Total Trial Dispositions	0	0	0	0	0	0	0	0	0	0	0	0	0	0	0	0	-	-
		Other Manner of Disposition	2	0	0	0	0	0	0	0	0	0	0	0	0	0	0	3	0	0	
		Beatty Justice Court	<b>New Filings (cases)</b>	18	3	0	0	0	0	0	2	0	1	0	0	0	0	2	0	9	19
		<b>Reopened (cases)</b>	0	0	0	0	0	0	0	0	0	0	0	0	0	0	0	0	0	0	
		<b>Grand Total Dispositions</b>	18	3	0	0	0	0	0	2	0	1	0	0	0	0	2	0	9	19	
		Total Non-Trial Dispositions	16	1	0	0	0	0	0	0	0	0	0	0	0	0	2	0	4	12	
		Total Trial Dispositions	0	0	0	0	0	0	0	0	0	0	0	0	0	0	0	0	-	-	
		Other Manner of Disposition	2	1	0	0	0	0	0	2	0	1	0	0	0	0	0	0	0	0	
		Pahrump Justice Court	<b>New Filings (cases)</b>	136	2	1	0	0	0	2	311	1	14	47	4	0	0	6	36	179	181
		<b>Reopened (cases)</b>	21	0	0	0	0	0	0	0	2	0	0	0	0	0	0	3	12	9	
		<b>Grand Total Dispositions</b>	160	7	1	1	0	0	2	262	0	12	26	0	0	0	5	41	191	188	
	Total Non-Trial Dispositions	114	3	0	1	0	0	0	260	0	12	25	0	0	0	0	19	179	179		
	Total Trial Dispositions	1	0	0	0	0	0	0	0	0	0	0	0	0	0	0	9	-	-		
	Other Manner of Disposition	45	4	1	0	0	0	2	2	0	0	1	0	0	0	5	13	12	9		
	Tonopah Justice Court	<b>New Filings (cases)</b>	13	2	0	0	0	0	0	14	0	5	2	0	1	0	2	11	15	20	
	<b>Reopened (cases)</b>	0	0	0	0	0	0	0	0	0	0	0	0	0	0	0	0	0	0		
	<b>Grand Total Dispositions</b>	14	0	0	0	0	0	0	6	0	5	3	0	0	0	5	5	16	18		
	Total Non-Trial Dispositions	13	0	0	0	0	0	0	6	0	5	3	0	0	0	4	4	16	18		
	Total Trial Dispositions	1	0	0	0	0	0	0	0	0	0	0	0	0	0	0	0	-	-		
	Other Manner of Disposition	0	0	0	0	0	0	0	0	0	0	0	0	0	0	1	1	0	0		
6th Judicial District	Humboldt County	Union Justice Court	<b>New Filings (cases)</b>	27	0	0	0	0	0	1	69	0	78	4	7	2	0	17	244	70	83
		<b>Reopened (cases)</b>	0	0	0	0	0	0	0	0	0	0	0	0	0	0	0	0	0	0	
		<b>Grand Total Dispositions</b>	25	0	0	0	0	0	1	55	0	58	7	5	1	0	22	221	66	81	
		Total Non-Trial Dispositions	20	0	0	0	0	0	1	55	0	58	7	5	1	0	22	209	61	80	
		Total Trial Dispositions	4	0	0	0	0	0	0	0	0	0	0	0	0	0	0	9	-	-	
Other Manner of Disposition	1	0	0	0	0	0	0	0	0	0	0	0	0	0	0	3	5	1			

Source: Uniform System for Judicial Records, Nevada AOC, Research and Statistics Unit.

Table B6-2. Civil Caseload Processed by Justice Courts in Nevada, Fiscal Year 2018.

Justice Court, Civil Caseload (4 of 6)			Real Property			Tort					Contract					Contested Liens	Other Civil Matters	Small Claims	Protection Orders					
			Landlord/Tenant (Summary Eviction)	Unlawful Detainer Complaint (Writs of Restitution)	Other Real Property	Auto Negligence	Premises Liability	Other Negligence	Intentional Misconduct	Other Tort	Credit Card Collection	Payday Loan Collection	Debt Collection Agency	Other Debt Collection	Contract Buyer Plaintiff				Other Contract	Request for DV Protection Order	Request for Non-DV Protection Order			
7th Judicial District	Eureka County	Eureka Justice Court	<b>New Filings (cases)</b>	0	0	1	1	0	0	0	0	0	4	0	3	0	0	0	0	2	1	12	9	
			<b>Reopened (cases)</b>	0	0	0	0	0	0	0	0	0	0	0	0	0	0	0	0	0	0	0	0	0
			<b>Grand Total Dispositions</b>	0	0	1	1	0	0	0	0	3	0	4	0	0	0	0	0	0	1	13	9	9
			Total Non-Trial Dispositions	0	0	0	1	0	0	0	0	3	0	3	0	0	0	0	0	0	0	1	13	9
			Total Trial Dispositions	0	0	0	0	0	0	0	0	0	0	0	0	0	0	0	0	0	0	0	-	-
		Other Manner of Disposition	0	0	1	0	0	0	0	0	0	0	1	0	0	0	0	0	0	0	0	0	0	0
		Meadow Valley Justice Court	<b>New Filings (cases)</b>	2	0	0	0	0	0	0	1	0	0	0	0	0	0	0	0	6	6	15	11	
		<b>Reopened (cases)</b>	0	0	0	0	0	0	0	0	0	0	0	0	0	0	0	0	0	0	0	2	6	
		<b>Grand Total Dispositions</b>	2	0	0	0	0	0	0	0	4	0	1	0	0	0	0	0	4	5	17	17		
		Total Non-Trial Dispositions	0	0	0	0	0	0	0	0	4	0	1	0	0	0	0	0	0	4	4	13	14	
		Total Trial Dispositions	1	0	0	0	0	0	0	0	0	0	0	0	0	0	0	0	0	0	0	-	-	
		Other Manner of Disposition	1	0	0	0	0	0	0	0	0	0	0	0	0	0	0	0	4	1	4	3	3	
		Pahrnagat Valley Justice Court	<b>New Filings (cases)</b>	0	0	0	0	0	0	0	0	0	0	0	0	0	0	0	0	0	0	5	0	
		<b>Reopened (cases)</b>	0	0	0	0	0	0	0	0	0	0	0	0	0	0	0	0	0	0	0	0	0	
		<b>Grand Total Dispositions</b>	0	0	0	0	0	0	0	0	0	0	0	0	0	0	0	0	1	0	3	0	0	
	Total Non-Trial Dispositions	0	0	0	0	0	0	0	0	0	0	0	0	0	0	0	0	0	0	0	1	0		
	Total Trial Dispositions	0	0	0	0	0	0	0	0	0	0	0	0	0	0	0	0	0	0	0	-	-		
	Other Manner of Disposition	0	0	0	0	0	0	0	0	0	0	0	0	0	0	0	0	1	0	2	0	0		
	Ely Justice Court	<b>New Filings (cases)</b>	31	2	0	0	0	0	0	25	0	67	4	8	4	4	0	5	75	56	53			
	<b>Reopened (cases)</b>	2	0	0	0	0	0	0	0	1	0	18	2	1	2	0	0	19	5	0				
	<b>Grand Total Dispositions</b>	24	1	0	0	0	0	0	0	11	0	46	4	1	3	0	2	71	56	45				
	Total Non-Trial Dispositions	12	0	0	0	0	0	0	0	11	0	44	4	1	3	0	2	38	56	44				
	Total Trial Dispositions	8	0	0	0	0	0	0	0	0	0	0	0	0	0	0	0	25	-	-				
	Other Manner of Disposition	4	1	0	0	0	0	0	0	0	0	2	0	0	0	0	0	8	0	1				
8th Judicial District	Boulder County	Boulder Justice Court	<b>New Filings (cases)</b>	74	8	1	0	0	0	1	0	66	1	1	10	0	5	0	1	18	28	59		
			<b>Reopened (cases)</b>	0	1	0	0	0	0	0	0	0	0	0	0	0	0	0	0	1	0	0		
			<b>Grand Total Dispositions</b>	74	10	0	1	0	0	1	0	47	1	0	8	0	3	0	0	19	28	59		
			Total Non-Trial Dispositions	53	9	0	1	0	0	1	0	47	1	0	8	0	3	0	0	13	28	59		
			Total Trial Dispositions	21	1	0	0	0	0	0	0	0	0	0	0	0	0	0	0	6	-	-		
		Other Manner of Disposition	0	0	0	0	0	0	0	0	0	0	0	0	0	0	0	0	0	0	0	0		
		Bunkerville Justice Court	<b>New Filings (cases)</b>	1	0	0	0	0	0	0	0	0	0	0	0	0	0	0	0	0	1	1		
		<b>Reopened (cases)</b>	0	0	0	0	0	0	0	0	0	0	0	0	0	0	0	0	0	0	0			
		<b>Grand Total Dispositions</b>	1	0	0	0	0	0	0	0	0	0	0	0	0	0	0	0	1	0	2			
		Total Non-Trial Dispositions	1	0	0	0	0	0	0	0	0	0	0	0	0	0	0	0	0	0	0	1		
		Total Trial Dispositions	0	0	0	0	0	0	0	0	0	0	0	0	0	0	0	0	0	1	-			
		Other Manner of Disposition	0	0	0	0	0	0	0	0	0	0	0	0	0	0	0	0	0	0	0	1		
		Goodsprings Justice Court	<b>New Filings (cases)</b>	10	1	0	0	0	0	0	0	0	0	0	0	0	0	0	0	1	1	9		
		<b>Reopened (cases)</b>	0	1	0	0	0	0	0	0	0	0	0	0	0	0	0	0	0	0	0			
		<b>Grand Total Dispositions</b>	8	2	0	0	0	0	0	0	0	0	0	0	0	0	0	0	1	2	7			
	Total Non-Trial Dispositions	5	1	0	0	0	0	0	0	0	0	0	0	0	0	0	0	0	0	2	7			
	Total Trial Dispositions	1	1	0	0	0	0	0	0	0	0	0	0	0	0	0	0	1	-	-				
	Other Manner of Disposition	2	0	0	0	0	0	0	0	0	0	0	0	0	0	0	0	0	0	0				
	Henderson Justice Court	<b>New Filings (cases)</b>	2,800	65	7	13	0	0	1	1	2,012	877	249	513	8	73	0	61	237	0	481			
	<b>Reopened (cases)</b>	57	0	0	0	0	0	0	0	0	3	3	0	1	0	2	0	4	0	36				
	<b>Grand Total Dispositions</b>	2,769	65	1	8	0	0	0	0	0	1,506	632	192	351	3	43	0	48	206	0	494			
	Total Non-Trial Dispositions	2,655	65	1	8	0	0	0	0	0	1,506	631	192	351	3	43	0	23	170	0	492			
	Total Trial Dispositions	110	0	0	0	0	0	0	0	0	0	0	0	0	0	0	0	0	34	-				
	Other Manner of Disposition	4	0	0	0	0	0	0	0	0	0	1	0	0	0	0	0	25	2	0	2			

Source: Uniform System for Judicial Records, Nevada AOC, Research and Statistics Unit.



Table B6-2. Civil Caseload Processed by Justice Courts in Nevada, Fiscal Year 2018.

Justice Court, Civil Caseload (5 of 6)			Real Property			Tort					Contract					Contested Liens	Other Civil Matters	Small Claims	Protection Orders		
			Landlord/Tenant (Summary Eviction)	Unlawful Detainer Complaint (Writ of Restitution)	Other Real Property	Auto Negligence	Premises Liability	Other Negligence	Intentional Misconduct	Other Tort	Credit Card Collection	Payday Loan Collection	Debt Collection Agency	Other Debt Collection	Contract Buyer Plaintiff				Other Contract	Request for DV Protection Order	Request for Non-DV Protection Order
8th Judicial District Cont.  Clark County Cont.	Las Vegas Justice Court	New Filings (cases)	32,385	563	191	907	11	40	15	63	11,385	8,601	5,244	3,345	106	1,985	5	1,125	4,030	(b)	1,876
		Reopened (cases)	6,411	32	17	14	0	0	0	1	88	65	62	33	1	70	1	84	164		354
		Grand Total Dispositions	38,552	710	197	703	13	23	8	27	9,019	8,157	3,388	4,425	39	1,749	4	2,675	4,896		2,191
		Total Non-Trial Dispositions	38,280	577	197	694	13	22	8	25	8,940	8,136	3,361	4,410	39	1,728	4	2,658	3,798		2,188
		Total Trial Dispositions	0	121	0	5	0	0	0	1	0	0	0	0	0	2	0	3	1,069		-
	Other Manner of Disposition	272	12	0	4	0	1	0	1	79	21	27	15	0	19	0	14	29		3	
	Laughlin Justice Court	New Filings (cases)	49	0	0	0	0	0	0	0	62	0	0	1	2	52	0	0	6	23	27
		Reopened (cases)	0	0	0	0	0	0	0	0	0	0	0	0	0	0	0	0	0	0	0
		Grand Total Dispositions	45	1	0	0	0	0	0	0	55	0	0	3	0	43	0	1	6	24	30
		Total Non-Trial Dispositions	42	1	0	0	0	0	0	0	55	0	0	3	0	41	0	1	2	24	30
		Total Trial Dispositions	3	0	0	0	0	0	0	0	0	0	0	0	0	2	0	0	4	-	-
	Other Manner of Disposition	0	0	0	0	0	0	0	0	0	0	0	0	0	0	0	0	0	0	0	0
	Mesquite Justice Court	New Filings (cases)	45	0	0	0	0	0	0	0	76	0	16	8	0	52	0	3	16	30	22
		Reopened (cases)	0	0	0	0	0	0	0	0	0	0	0	0	0	0	0	0	0	0	0
		Grand Total Dispositions	43	0	0	0	0	0	0	0	40	0	13	6	0	41	0	2	16	23	19
		Total Non-Trial Dispositions	43	0	0	0	0	0	0	0	40	0	13	6	0	41	0	1	8	21	19
		Total Trial Dispositions	0	0	0	0	0	0	0	0	0	0	0	0	0	0	0	0	8	-	-
	Other Manner of Disposition	0	0	0	0	0	0	0	0	0	0	0	0	0	0	0	1	0	2	0	
	Moapa Justice Court	New Filings (cases)	1	0	0	0	0	0	0	0	0	0	0	0	0	2	0	1	0	8	2
		Reopened (cases)	0	0	0	0	0	0	0	0	0	0	0	0	0	0	0	0	0	0	0
		Grand Total Dispositions	1	0	0	0	0	0	0	0	0	0	0	0	0	1	0	0	1	3	3
		Total Non-Trial Dispositions	0	0	0	0	0	0	0	0	0	0	0	0	0	1	0	0	0	3	3
		Total Trial Dispositions	1	0	0	0	0	0	0	0	0	0	0	0	0	0	0	0	0	0	-
	Other Manner of Disposition	0	0	0	0	0	0	0	0	0	0	0	0	0	0	0	0	1	0	0	
Moapa Valley Justice Court	New Filings (cases)	12	1	0	0	0	0	0	0	2	0	12	0	0	0	0	0	0	7	26	
	Reopened (cases)	0	0	0	0	0	0	0	0	0	0	0	0	0	0	0	0	0	0	0	
	Grand Total Dispositions	4	0	0	0	0	0	0	0	0	0	1	0	0	0	0	0	0	6	22	
	Total Non-Trial Dispositions	4	0	0	0	0	0	0	0	0	0	1	0	0	0	0	0	0	6	22	
	Total Trial Dispositions	0	0	0	0	0	0	0	0	0	0	0	0	0	0	0	0	0	0	-	
Other Manner of Disposition	0	0	0	0	0	0	0	0	0	0	0	0	0	0	0	0	0	0	0		
North Las Vegas Justice Court	New Filings (cases)	4,125	44	53	15	0	3	0	1	1,748	1,058	28	556	9	93	1	36	189	1	238	
	Reopened (cases)	67	0	0	0	0	0	0	0	0	0	1	0	0	0	0	2	0	6	6	
	Grand Total Dispositions	4,006	42	43	4	0	1	0	1	733	462	18	256	0	31	0	23	143	1	238	
	Total Non-Trial Dispositions	3,974	38	36	4	0	1	0	1	732	461	18	253	0	31	0	22	107	1	235	
	Total Trial Dispositions	0	0	1	0	0	0	0	0	0	0	0	0	0	0	0	0	34	-	-	
Other Manner of Disposition	32	4	6	0	0	0	0	0	1	1	0	3	0	0	0	1	2	0	3		
Searchlight Justice Court	New Filings (cases)	2	1	0	0	0	0	0	0	3	0	0	0	0	0	0	2	0	5	3	
	Reopened (cases)	0	0	0	0	0	0	0	0	0	0	0	0	0	0	0	0	0	0	0	
	Grand Total Dispositions	1	0	0	0	0	0	0	0	1	0	0	0	0	0	0	2	0	2	2	
	Total Non-Trial Dispositions	1	0	0	0	0	0	0	0	1	0	0	0	0	0	0	2	0	2	2	
	Total Trial Dispositions	0	0	0	0	0	0	0	0	0	0	0	0	0	0	0	0	0	-	-	
Other Manner of Disposition	0	0	0	0	0	0	0	0	0	0	0	0	0	0	0	0	0	0	0		

<sup>b</sup> Requests for Domestic Violence Protection Orders (TPOs) are processed and recorded at the District Courts.  
Source: Uniform System for Judicial Records, Nevada AOC, Research and Statistics Unit.

Table B6-2. Civil Caseload Processed by Justice Courts in Nevada, Fiscal Year 2018.

Justice Court, Civil Caseload (6 of 6)			Real Property			Tort					Contract					Contested Liens	Other Civil Matters	Small Claims	Protection Orders				
			Landlord/Tenant (Summary Eviction)	Unlawful Detainer Complaint (Writs of Restitution)	Other Real Property	Auto Negligence	Premises Liability	Other Negligence	Intentional Misconduct	Other Tort	Credit Card Collection	Payday Loan Collection	Debt Collection Agency	Other Debt Collection	Contract Buyer Plaintiff				Other Contract	Request for DV Protection Order	Request for Non-DV Protection Order		
9th Judicial District	Douglas County	East Fork Justice Court	New Filings (cases)	55	1	0	0	0	0	0	2	123	1	490	21	0	6	0	15	128	102	63	
		Reopened (cases)	0	0	0	0	0	0	0	0	0	0	0	0	0	0	0	0	0	2	1	0	
		Grand Total Dispositions	49	0	0	0	0	0	0	0	0	107	0	303	14	0	6	0	10	105	100	56	
		Total Non-Trial Dispositions	29	0	0	0	0	0	0	0	0	105	0	296	14	0	5	0	10	45	95	54	
		Total Trial Dispositions	11	0	0	0	0	0	0	0	0	1	0	2	0	0	1	0	0	17	-	-	
		Other Manner of Disposition	9	0	0	0	0	0	0	0	0	1	0	5	0	0	0	0	0	43	5	2	
	Tahoe Justice Court	New Filings (cases)	12	2	0	0	0	0	0	0	0	12	0	7	2	3	0	0	40	19	16	22	
	Reopened (cases)	0	0	0	0	0	0	0	0	0	0	0	0	0	0	0	0	0	0	1	0	0	
	Grand Total Dispositions	11	2	0	0	0	0	0	0	0	8	0	6	1	1	0	0	38	22	16	19		
	Total Non-Trial Dispositions	7	2	0	0	0	0	0	0	0	8	0	6	1	1	0	0	37	11	13	18		
Total Trial Dispositions	3	0	0	0	0	0	0	0	0	0	0	0	0	0	0	0	0	9	-	-			
Other Manner of Disposition	1	0	0	0	0	0	0	0	0	0	0	0	0	0	0	0	1	2	3	1			
10th Judicial District	Churchill County	New River Justice Court	New Filings (cases)	185	1	0	0	0	0	0	0	68	0	78	5	7	4	0	102	82	141	122	
		Reopened (cases)	0	0	0	0	0	0	0	0	0	1	0	0	0	0	0	0	2	1	0	1	
		Grand Total Dispositions	161	1	0	0	0	0	0	0	0	28	0	47	0	6	0	0	146	137	128	116	
		Total Non-Trial Dispositions	161	1	0	0	0	0	0	0	0	28	0	47	0	6	0	0	134	137	127	115	
Total Trial Dispositions	0	0	0	0	0	0	0	0	0	0	0	0	0	0	0	0	0	1	0	-	-		
Other Manner of Disposition	0	0	0	0	0	0	0	0	0	0	0	0	0	0	0	0	0	11	0	1	1		
11th Judicial District	Lander County	Argenta Justice Court	New Filings (cases)	15	0	0	0	0	0	0	0	30	0	43	5	2	0	0	10	20	23	13	
		Reopened (cases)	0	0	0	0	0	0	0	0	0	0	1	0	1	0	0	0	0	0	4	0	
		Grand Total Dispositions	17	0	0	0	0	0	0	0	0	24	0	39	2	3	1	0	20	24	28	13	
		Total Non-Trial Dispositions	0	0	0	0	0	0	0	0	0	24	0	39	2	2	1	0	10	23	27	13	
		Total Trial Dispositions	0	0	0	0	0	0	0	0	0	0	0	0	0	0	0	0	0	0	0	-	-
		Other Manner of Disposition	17	0	0	0	0	0	0	0	0	0	0	0	0	1	0	0	10	1	1	0	
	Austin Justice Court	New Filings (cases)	0	0	0	0	0	0	0	0	0	0	0	0	0	0	0	0	1	0	1	3	
	Reopened (cases)	0	0	0	0	0	0	0	0	0	0	0	0	0	0	0	0	0	0	0	0		
	Grand Total Dispositions	0	0	0	0	0	0	0	0	0	0	0	0	0	0	0	0	0	3	0	0	4	
	Total Non-Trial Dispositions	0	0	0	0	0	0	0	0	0	0	0	0	0	0	0	0	0	0	0	0	3	
	Total Trial Dispositions	0	0	0	0	0	0	0	0	0	0	0	0	0	0	0	0	0	0	0	-	-	
	Other Manner of Disposition	0	0	0	0	0	0	0	0	0	0	0	0	0	0	0	0	0	0	0	0	1	
	Mineral County	Hawthorne Justice Court	New Filings (cases)	44	0	0	0	0	0	0	0	14	0	4	1	1	1	0	4	27	59	40	
			Reopened (cases)	0	0	0	0	0	0	0	0	0	0	0	0	0	0	0	0	1	9	0	0
			Grand Total Dispositions <sup>c</sup>	201	0	0	0	0	0	0	0	0	1	1	2	0	0	0	5	26	87	46	
			Total Non-Trial Dispositions	0	0	0	0	0	0	0	0	0	1	1	1	0	0	0	0	3	3	35	8
Total Trial Dispositions			0	0	0	0	0	0	0	0	0	0	0	1	0	0	0	0	0	0	-	-	
Other Manner of Disposition	201	0	0	0	0	0	0	0	0	0	0	0	0	0	0	0	2	23	52	38			
Pershing County	Lake Justice Court	New Filings (cases)	48	1	0	0	0	0	0	0	14	0	20	4	0	0	0	4	49	20	5		
		Reopened (cases)	0	0	0	0	0	0	0	0	0	0	0	0	0	0	0	0	0	0	0	0	
		Grand Total Dispositions	29	0	0	0	0	0	0	0	0	5	0	5	0	0	0	0	37	18	3		
		Total Non-Trial Dispositions	28	0	0	0	0	0	0	0	0	5	0	5	0	0	0	0	0	35	17	3	
Total Trial Dispositions	0	0	0	0	0	0	0	0	0	0	0	0	0	0	0	0	0	2	-	-			
Other Manner of Disposition	1	0	0	0	0	0	0	0	0	0	0	0	0	0	0	0	0	0	1	0			

<sup>c</sup> Includes administrative case closures.

Source: Uniform System for Judicial Records, Nevada AOC, Research and Statistics Unit.

Table B7-1. Criminal Caseload Processed by Municipal Courts in Nevada, Fiscal Year 2018.

Municipal Court, Criminal Caseload, Aggregate (1 of 2)			Misdemeanor (Non-Traffic), Total	Traffic and Parking, Total		
<b>Totals</b> <sup>a</sup>	Nevada Municipal Courts	<b>New Filings (cases)</b>	<b>44,134</b>	<b>125,884</b>		
		<b>Reopened (cases)</b>	2,089	3,350		
		<b>Grand Total Dispositions</b>	<b>46,475</b>	<b>123,439</b>		
		Total Non-Trial Dispositions	45,190	121,833		
		Total Trial Dispositions	401	244		
		Other Manner of Disposition	884	1,362		
2nd Judicial District	Washoe County	Reno Municipal Court	<b>New Filings (cases)</b>	<b>9,164</b>	<b>10,248</b>	
			<b>Reopened (cases)</b>	834	479	
			<b>Grand Total Dispositions</b>	<b>8,964</b>	<b>10,125</b>	
			Total Non-Trial Dispositions	8,229	9,668	
			Total Trial Dispositions	41	42	
		Other Manner of Disposition	694	415		
		Sparks Municipal Court	<b>New Filings (cases)</b>	<b>1,759</b>	<b>3,679</b>	
		<b>Reopened (cases)</b> <sup>b</sup>	10	3		
		<b>Grand Total Dispositions</b>	<b>2,237</b>	<b>4,246</b>		
		Total Non-Trial Dispositions	2,232	4,241		
	Total Trial Dispositions	4	5			
	Other Manner of Disposition	1	0			
3rd Judicial District	Lyon County	Fernley Municipal Court	<b>New Filings (cases)</b>	<b>372</b>	<b>2,315</b>	
			<b>Reopened (cases)</b>	1	0	
			<b>Grand Total Dispositions</b>	<b>308</b>	<b>2,010</b>	
			Total Non-Trial Dispositions	302	2,009	
			Total Trial Dispositions	6	1	
		Other Manner of Disposition	0	0		
		Yerington Municipal Court	<b>New Filings (cases)</b>	<b>67</b>	<b>377</b>	
		<b>Reopened (cases)</b> <sup>c</sup>	-	-		
		<b>Grand Total Dispositions</b>	<b>82</b>	<b>375</b>		
		Total Non-Trial Dispositions	82	373		
	Total Trial Dispositions	0	2			
	Other Manner of Disposition	0	0			
4th Judicial District	Elko County	Carlin Municipal Court	<b>New Filings (cases)</b>	<b>106</b>	<b>178</b>	
			<b>Reopened (cases)</b>	1	1	
			<b>Grand Total Dispositions</b>	<b>120</b>	<b>159</b>	
			Total Non-Trial Dispositions	117	154	
			Total Trial Dispositions	2	5	
			Other Manner of Disposition	1	0	
			Elko Municipal Court	<b>New Filings (cases)</b>	<b>281</b>	<b>121</b>
			<b>Reopened (cases)</b>	80	11	
			<b>Grand Total Dispositions</b>	<b>384</b>	<b>189</b>	
			Total Non-Trial Dispositions	267	176	
			Total Trial Dispositions	8	0	
			Other Manner of Disposition	109	13	
			Wells Municipal Court	<b>New Filings (cases)</b>	<b>38</b>	<b>196</b>
			<b>Reopened (cases)</b> <sup>b</sup>	0	0	
			<b>Grand Total Dispositions</b>	<b>12</b>	<b>217</b>	
	Total Non-Trial Dispositions	6	208			
	Total Trial Dispositions	6	8			
	Other Manner of Disposition	0	1			
	West Wendover Municipal Court	<b>New Filings (cases)</b>	<b>121</b>	<b>452</b>		
	<b>Reopened (cases)</b>	0	0			
	<b>Grand Total Dispositions</b>	<b>122</b>	<b>452</b>			
	Total Non-Trial Dispositions	118	444			
	Total Trial Dispositions	4	8			
	Other Manner of Disposition	0	0			

<sup>a</sup> Totals reflect aggregate information from the Nevada Municipal Courts. Information contained herein may reflect non-standard reporting and is noted by subsequent footnotes.

<sup>b</sup> Reopened (cases) under-reported.

<sup>c</sup> Reopened (cases) not reported.

Source: Uniform System for Judicial Records, Nevada AOC, Research and Statistics Unit.

Table B7-1. Criminal Caseload Processed by Municipal Courts in Nevada, Fiscal Year 2018.

Municipal Court, Criminal Caseload, Aggregate (2 of 2)			Misdemeanor (Non-Traffic), Total	Traffic and Parking, Total	
7th Judicial District	Lincoln County	Caliente Municipal Court	<b>New Filings (cases)</b>	0	0
			<b>Reopened (cases)</b>	0	0
			<b>Grand Total Dispositions</b>	0	0
			Total Non-Trial Dispositions	0	0
			Total Trial Dispositions	0	0
		Other Manner of Disposition	0	0	
	White Pine County	Ely Municipal Court	<b>New Filings (cases)</b>	156	374
			<b>Reopened (cases) <sup>c</sup></b>	-	-
			<b>Grand Total Dispositions</b>	154	354
			Total Non-Trial Dispositions	137	351
		Total Trial Dispositions	17	3	
	Other Manner of Disposition	0	0		
8th Judicial District	Clark County	Boulder Municipal Court	<b>New Filings (cases)</b>	368	2,328
			<b>Reopened (cases)</b>	4	8
			<b>Grand Total Dispositions</b>	343	2,111
			Total Non-Trial Dispositions	333	2,109
			Total Trial Dispositions	9	2
			Other Manner of Disposition	1	0
		Henderson Municipal Court	<b>New Filings (cases)</b>	5,651	20,743
			<b>Reopened (cases)</b>	8	4
			<b>Grand Total Dispositions</b>	5,701	20,994
			Total Non-Trial Dispositions	5,572	20,035
		Total Trial Dispositions	54	26	
		Other Manner of Disposition	75	933	
	Las Vegas Municipal Court	<b>New Filings (cases)</b>	20,640	64,463	
		<b>Reopened (cases)</b>	109	281	
		<b>Grand Total Dispositions</b>	22,566	62,723	
		Total Non-Trial Dispositions	22,352	62,616	
		Total Trial Dispositions	211	107	
		Other Manner of Disposition	3	0	
	Mesquite Municipal Court	<b>New Filings (cases)</b>	667	1,778	
		<b>Reopened (cases)</b>	3	0	
	<b>Grand Total Dispositions</b>	552	1,577		
	Total Non-Trial Dispositions	543	1,573		
	Total Trial Dispositions	9	4		
	Other Manner of Disposition	0	0		
North Las Vegas Municipal Court	<b>New Filings (cases)</b>	4,377	17,774		
	<b>Reopened (cases)</b>	1,036	2,562		
	<b>Grand Total Dispositions</b>	4,632	17,140		
	Total Non-Trial Dispositions	4,603	17,111		
	Total Trial Dispositions	29	29		
	Other Manner of Disposition	0	0		
10th Judicial District	Churchill County	Fallon Municipal Court	<b>New Filings (cases)</b>	367	858
			<b>Reopened (cases)</b>	3	1
			<b>Grand Total Dispositions</b>	298	767
			Total Non-Trial Dispositions	297	765
			Total Trial Dispositions	1	2
	Other Manner of Disposition	0	0		

<sup>c</sup> Reopened (cases) not reported.

Source: Uniform System for Judicial Records, Nevada AOC, Research and Statistics Unit.

**Table B7-2. Criminal Caseload Processed by Municipal Courts in Nevada, Fiscal Year 2018.**

Municipal Court, Criminal Caseload, Misdemeanor (1 of 3)			Crimes Against Persons, Misdemeanor	Domestic Violence, Misdemeanor	Elder Abuse, Misdemeanor	Protection Order Violation, Misdemeanor	Crimes Against Property, Misdemeanor	Drugs, Misdemeanor	Weapons, Misdemeanor	Public Order, Misdemeanor	Other Non-Traffic, Misdemeanor	Motor Vehicle - DUI, Misdemeanor	Motor Vehicle - Reckless, Misdemeanor	Traffic, Misdemeanor	Parking	
<b>Totals<sup>a</sup></b>	<b>Nevada Municipal Courts</b>	<b>New Filings (cases)</b>	<b>3,150</b>	<b>7,615</b>	<b>2</b>	<b>327</b>	<b>6,781</b>	<b>3,867</b>	<b>135</b>	<b>5,293</b>	<b>12,010</b>	<b>4,339</b>	<b>615</b>	<b>124,003</b>	<b>1,881</b>	
		<b>Reopened (cases)</b>	111	464	0	20	342	219	8	124	268	434	99	3,255	95	
		<b>Charges</b>	3,975	8,153	2	443	7,695	5,185	206	6,710	15,097	6,504	1,000	172,495	2,167	
		<b>Grand Total Dispositions</b>	3,250	7,936	1	329	7,415	4,533	145	5,408	11,918	4,903	637	121,727	1,712	
		Total Non-Trial Dispositions	3,141	7,739	1	325	7,080	4,476	143	5,247	11,765	4,657	616	120,126	1,707	
		Total Trial Dispositions	49	120	0	3	38	16	0	44	60	63	8	239	5	
		Other Manner of Disposition	60	77	0	1	297	41	2	117	93	183	13	1,362	0	
<b>2nd Judicial District</b>	<b>Washoe County</b>	<b>Reno Municipal Court</b>	<b>New Filings (cases)</b>	<b>576</b>	<b>422</b>	<b>0</b>	<b>18</b>	<b>2,993</b>	<b>395</b>	<b>24</b>	<b>2,342</b>	<b>1,317</b>	<b>943</b>	<b>134</b>	<b>10,227</b>	<b>21</b>
		<b>Reopened (cases)</b>	57	100	0	2	201	36	1	87	71	267	12	479	0	
		<b>Charges</b>	616	450	0	19	3,306	506	27	2,564	1,760	1,032	229	15,065	29	
		<b>Grand Total Dispositions</b>	568	495	0	18	2,908	370	26	2,127	1,236	1,083	133	10,104	21	
		Total Non-Trial Dispositions	518	424	0	17	2,647	333	25	2,036	1,172	936	121	9,647	21	
		Total Trial Dispositions	4	5	0	0	18	0	0	5	6	2	1	42	0	
			Other Manner of Disposition	46	66	0	1	243	37	1	86	58	145	11	415	0
		<b>Sparks Municipal Court</b>	<b>New Filings (cases)</b>	<b>154</b>	<b>420</b>	<b>0</b>	<b>3</b>	<b>581</b>	<b>92</b>	<b>2</b>	<b>94</b>	<b>133</b>	<b>252</b>	<b>28</b>	<b>3,428</b>	<b>251</b>
	<b>Reopened (cases)<sup>b</sup></b>	2	3	0	0	3	0	0	0	1	1	0	3	0		
	<b>Charges</b>	164	453	0	3	658	135	5	128	168	279	39	5,165	360		
	<b>Grand Total Dispositions</b>	187	468	0	5	752	174	5	118	130	350	48	4,026	220		
	Total Non-Trial Dispositions	186	468	0	5	750	173	5	117	130	350	48	4,021	220		
Total Trial Dispositions	1	0	0	0	2	1	0	0	0	0	0	5	0			
		Other Manner of Disposition	0	0	0	0	0	0	1	0	0	0	0			
<b>3rd Judicial District</b>	<b>Lyon County</b>	<b>Fernley Municipal Court</b>	<b>New Filings (cases)</b>	<b>58</b>	<b>73</b>	<b>0</b>	<b>0</b>	<b>94</b>	<b>17</b>	<b>2</b>	<b>51</b>	<b>32</b>	<b>44</b>	<b>1</b>	<b>2,300</b>	<b>15</b>
		<b>Reopened (cases)</b>	0	1	0	0	0	0	0	0	0	0	0	0	0	
		<b>Charges</b>	62	78	0	0	102	24	2	54	46	50	1	2,916	20	
		<b>Grand Total Dispositions</b>	40	62	0	0	68	13	2	39	42	41	1	1,997	13	
		Total Non-Trial Dispositions	40	56	0	0	68	13	2	39	42	41	1	1,996	13	
		Total Trial Dispositions	0	6	0	0	0	0	0	0	0	0	0	1	0	
			Other Manner of Disposition	0	0	0	0	0	0	0	0	0	0	0		
		<b>Yerington Municipal Court</b>	<b>New Filings (cases)</b>	<b>1</b>	<b>10</b>	<b>0</b>	<b>1</b>	<b>0</b>	<b>1</b>	<b>0</b>	<b>13</b>	<b>33</b>	<b>8</b>	<b>0</b>	<b>377</b>	<b>0</b>
	<b>Reopened (cases)<sup>c</sup></b>	-	-	-	-	-	-	-	-	-	-	-	-	-		
	<b>Charges</b>	2	13	0	1	0	2	0	15	42	8	0	474	0		
	<b>Grand Total Dispositions</b>	0	7	0	0	0	3	0	25	38	9	0	375	0		
	Total Non-Trial Dispositions	0	7	0	0	0	3	0	25	38	9	0	373	0		
Total Trial Dispositions	0	0	0	0	0	0	0	0	0	0	0	2	0			
		Other Manner of Disposition	0	0	0	0	0	0	0	0	0	0	0			

<sup>a</sup> Totals reflect aggregate information from the Nevada Municipal Courts. Information contained herein may reflect non-standard reporting and is noted by subsequent footnotes.

<sup>b</sup> Reopened (cases) under-reported.

<sup>c</sup> Reopened (cases) not reported.

Source: Uniform System for Judicial Records, Nevada AOC, Research and Statistics Unit.

Table B7-2. Criminal Caseload Processed by Municipal Courts in Nevada, Fiscal Year 2018.

Municipal Court, Criminal Caseload, Misdemeanor (2 of 3)			Crimes Against Persons, Misdemeanor	Domestic Violence, Misdemeanor	Elder Abuse, Misdemeanor	Protection Order Violation, Misdemeanor	Crimes Against Property, Misdemeanor	Drugs, Misdemeanor	Weapons, Misdemeanor	Public Order, Misdemeanor	Other Non-Traffic, Misdemeanor	Motor Vehicle - DUI, Misdemeanor	Motor Vehicle - Reckless, Misdemeanor	Traffic, Misdemeanor	Parking		
4th Judicial District	Elko County	Carlin Municipal Court	New Filings (cases)	1	0	0	0	2	0	0	28	75	0	0	160	18	
			Reopened (cases)	0	0	0	0	0	0	0	0	0	1	0	0	0	1
			Charges	1	0	0	0	2	0	0	0	28	91	0	0	168	18
			Grand Total Dispositions	3	0	0	0	6	0	0	0	29	82	0	0	140	19
		Total Non-Trial Dispositions	3	0	0	0	6	0	0	0	28	80	0	0	137	17	
		Total Trial Dispositions	0	0	0	0	0	0	0	0	1	1	0	0	3	2	
		Other Manner of Disposition	0	0	0	0	0	0	0	0	0	1	0	0	0	0	
		Elko Municipal Court	New Filings (cases)	2	0	0	0	59	1	0	94	80	43	2	115	6	
			Reopened (cases)	4	0	0	0	31	0	0	23	8	14	0	11	0	
			Charges	2	0	0	0	59	3	0	101	185	46	6	184	7	
			Grand Total Dispositions	16	0	0	0	111	0	0	93	77	86	1	183	6	
		Total Non-Trial Dispositions	6	0	0	0	69	0	0	71	66	54	1	170	6		
		Total Trial Dispositions	1	0	0	0	0	0	0	1	4	2	0	0	0	0	
		Other Manner of Disposition	9	0	0	0	42	0	0	21	7	30	0	13	0		
		Wells Municipal Court	New Filings (cases)	3	0	0	0	5	0	0	7	16	6	1	196	0	
			Reopened (cases) <sup>b</sup>	0	0	0	0	0	0	0	0	0	0	0	0	0	
	Charges		3	0	0	0	9	0	0	14	34	10	1	246	0		
	Grand Total Dispositions		0	0	0	0	0	0	0	4	7	1	0	217	0		
	Total Non-Trial Dispositions	0	0	0	0	0	0	0	1	5	0	0	208	0			
	Total Trial Dispositions	0	0	0	0	0	0	0	3	2	1	0	8	0			
Other Manner of Disposition	0	0	0	0	0	0	0	0	0	0	0	1	0				
West Wendover Municipal Court	New Filings (cases)	27	0	0	0	40	0	1	8	17	26	2	448	4			
	Reopened (cases)	0	0	0	0	0	0	0	0	0	0	0	0	0			
	Charges	30	0	0	0	49	0	1	27	22	27	4	508	6			
	Grand Total Dispositions	24	0	0	0	42	0	0	8	19	28	1	448	4			
Total Non-Trial Dispositions	23	0	0	0	41	0	0	8	19	26	1	441	3				
Total Trial Dispositions	1	0	0	0	1	0	0	0	0	2	0	7	1				
Other Manner of Disposition	0	0	0	0	0	0	0	0	0	0	0	0	0				
7th Judicial District	Lincoln County	Caliente Municipal Court	New Filings (cases)	0	0	0	0	0	0	0	0	0	0	0	0		
			Reopened (cases)	0	0	0	0	0	0	0	0	0	0	0	0		
			Charges	0	0	0	0	0	0	0	0	0	0	0	0		
			Grand Total Dispositions	0	0	0	0	0	0	0	0	0	0	0	0		
			Total Non-Trial Dispositions	0	0	0	0	0	0	0	0	0	0	0	0		
	Total Trial Dispositions	0	0	0	0	0	0	0	0	0	0	0	0				
	Other Manner of Disposition	0	0	0	0	0	0	0	0	0	0	0	0				
	White Pine County	Ely Municipal Court	New Filings (cases)	9	1	0	0	35	5	0	67	9	30	0	365	9	
			Reopened (cases) <sup>c</sup>	-	-	-	-	-	-	-	-	-	-	-	-		
			Charges	10	2	0	0	38	9	0	82	10	32	1	461	9	
Grand Total Dispositions			3	17	0	0	25	4	0	64	12	27	2	337	17		
Total Non-Trial Dispositions			3	13	0	0	21	2	0	61	10	25	2	334	17		
Total Trial Dispositions	0	4	0	0	4	2	0	3	2	2	0	3	0				
Other Manner of Disposition	0	0	0	0	0	0	0	0	0	0	0	0					

<sup>b</sup> Reopened (cases) under-reported.

<sup>c</sup> Reopened (cases) not reported.

Source: Uniform System for Judicial Records, Nevada AOC, Research and Statistics Unit.

Table B7-2. Criminal Caseload Processed by Municipal Courts in Nevada, Fiscal Year 2018.

Municipal Court, Criminal Caseload, Misdemeanor (3 of 3)			Crimes Against Persons, Misdemeanor	Domestic Violence, Misdemeanor	Elder Abuse, Misdemeanor	Protection Order Violation, Misdemeanor	Crimes Against Property, Misdemeanor	Drugs, Misdemeanor	Weapons, Misdemeanor	Public Order, Misdemeanor	Other Non-Traffic, Misdemeanor	Motor Vehicle - DUI, Misdemeanor	Motor Vehicle - Reckless, Misdemeanor	Traffic, Misdemeanor	Parking	
8th Judicial District	Clark County	<b>Boulder Municipal Court</b>	<b>New Filings (cases)</b>	<b>33</b>	<b>54</b>	<b>0</b>	<b>0</b>	<b>51</b>	<b>28</b>	<b>3</b>	<b>32</b>	<b>87</b>	<b>72</b>	<b>8</b>	<b>2,279</b>	<b>49</b>
		<b>Reopened (cases)</b>	0	1	0	0	1	1	0	0	0	0	1	0	8	0
		<b>Charges</b>	39	62	0	0	62	46	3	42	126	90	9	9	3,155	61
		<b>Grand Total Dispositions</b>	<b>28</b>	<b>51</b>	<b>0</b>	<b>0</b>	<b>46</b>	<b>29</b>	<b>3</b>	<b>33</b>	<b>68</b>	<b>76</b>	<b>9</b>	<b>9</b>	<b>2,073</b>	<b>38</b>
		Total Non-Trial Dispositions	23	50	0	0	45	29	3	32	66	76	9	9	2,071	38
		Total Trial Dispositions	5	1	0	0	1	0	0	1	1	0	0	0	2	0
		Other Manner of Disposition	0	0	0	0	0	0	0	0	1	0	0	0	0	0
		<b>Henderson Municipal Court</b>	<b>New Filings (cases)</b>	<b>329</b>	<b>1,296</b>	<b>2</b>	<b>95</b>	<b>859</b>	<b>704</b>	<b>19</b>	<b>148</b>	<b>1,623</b>	<b>547</b>	<b>29</b>	<b>20,147</b>	<b>596</b>
		<b>Reopened (cases)</b>	1	5	0	0	0	0	0	0	0	1	1	0	4	0
		<b>Charges</b>	359	1,388	2	126	1,012	942	22	170	2,530	660	36	36	25,922	646
		<b>Grand Total Dispositions</b>	<b>361</b>	<b>1,237</b>	<b>1</b>	<b>102</b>	<b>920</b>	<b>750</b>	<b>23</b>	<b>175</b>	<b>1,590</b>	<b>498</b>	<b>44</b>	<b>44</b>	<b>20,465</b>	<b>529</b>
		Total Non-Trial Dispositions	349	1,206	1	102	904	742	22	166	1,557	481	42	42	19,506	529
		Total Trial Dispositions	7	21	0	0	4	5	0	0	8	9	0	0	26	0
		Other Manner of Disposition	5	10	0	0	12	3	1	9	25	8	2	2	933	0
		<b>Las Vegas Municipal Court</b>	<b>New Filings (cases)</b>	<b>1,595</b>	<b>4,120</b>	<b>0</b>	<b>162</b>	<b>1,315</b>	<b>2,043</b>	<b>46</b>	<b>2,315</b>	<b>6,932</b>	<b>1,826</b>	<b>286</b>	<b>63,886</b>	<b>577</b>
		<b>Reopened (cases)</b>	4	31	0	1	10	22	0	8	9	21	3	3	196	85
		<b>Charges</b>	2,281	4,346	0	175	1,488	2,778	96	3,343	7,624	3,572	522	522	86,236	581
		<b>Grand Total Dispositions</b>	<b>1,700</b>	<b>4,342</b>	<b>0</b>	<b>161</b>	<b>1,754</b>	<b>2,586</b>	<b>52</b>	<b>2,609</b>	<b>6,866</b>	<b>2,213</b>	<b>283</b>	<b>283</b>	<b>62,173</b>	<b>550</b>
		Total Non-Trial Dispositions	1,678	4,263	0	158	1,752	2,580	52	2,580	6,841	2,170	278	278	62,068	548
		Total Trial Dispositions	22	78	0	3	2	5	0	29	24	43	5	5	105	2
		Other Manner of Disposition	0	1	0	0	0	1	0	0	1	0	0	0	0	0
<b>Mesquite Municipal Court</b>	<b>New Filings (cases)</b>	<b>43</b>	<b>66</b>	<b>0</b>	<b>0</b>	<b>225</b>	<b>92</b>	<b>0</b>	<b>67</b>	<b>72</b>	<b>98</b>	<b>4</b>	<b>1,741</b>	<b>37</b>		
<b>Reopened (cases)</b>	0	1	0	0	1	1	0	0	0	0	0	0	0	0		
<b>Charges</b>	45	71	0	0	258	175	0	102	84	115	7	7	2,433	37		
<b>Grand Total Dispositions</b>	<b>40</b>	<b>58</b>	<b>0</b>	<b>0</b>	<b>188</b>	<b>59</b>	<b>0</b>	<b>58</b>	<b>61</b>	<b>84</b>	<b>4</b>	<b>4</b>	<b>1,542</b>	<b>35</b>		
Total Non-Trial Dispositions	39	58	0	0	184	57	0	57	61	84	3	3	1,538	35		
Total Trial Dispositions	1	0	0	0	4	2	0	1	0	0	1	1	4	0		
Other Manner of Disposition	0	0	0	0	0	0	0	0	0	0	0	0	0	0		
<b>North Las Vegas Municipal Court</b>	<b>New Filings (cases)</b>	<b>288</b>	<b>1,120</b>	<b>0</b>	<b>48</b>	<b>424</b>	<b>470</b>	<b>37</b>	<b>0</b>	<b>1,475</b>	<b>396</b>	<b>119</b>	<b>17,478</b>	<b>296</b>		
<b>Reopened (cases)</b>	43	321	0	17	94	159	7	6	176	129	84	84	2,553	9		
<b>Charges</b>	329	1,254	0	119	539	538	49	1	2,261	529	144	144	28,288	389		
<b>Grand Total Dispositions</b>	<b>255</b>	<b>1,169</b>	<b>0</b>	<b>43</b>	<b>502</b>	<b>524</b>	<b>33</b>	<b>1</b>	<b>1,623</b>	<b>372</b>	<b>110</b>	<b>110</b>	<b>16,882</b>	<b>258</b>		
Total Non-Trial Dispositions	248	1,165	0	43	500	523	33	1	1,611	370	109	109	16,853	258		
Total Trial Dispositions	7	4	0	0	2	1	0	0	12	2	1	1	29	0		
Other Manner of Disposition	0	0	0	0	0	0	0	0	0	0	0	0	0	0		
10th Judicial District	Churchill County	<b>Fallon Municipal Court</b>	<b>New Filings (cases)</b>	<b>31</b>	<b>33</b>	<b>0</b>	<b>0</b>	<b>98</b>	<b>19</b>	<b>1</b>	<b>27</b>	<b>109</b>	<b>48</b>	<b>1</b>	<b>856</b>	<b>2</b>
		<b>Reopened (cases)</b>	0	1	0	0	1	0	0	0	1	0	0	0	1	0
		<b>Charges</b>	32	36	0	0	113	27	1	39	114	54	1	1	1,274	4
		<b>Grand Total Dispositions</b>	<b>25</b>	<b>30</b>	<b>0</b>	<b>0</b>	<b>93</b>	<b>21</b>	<b>1</b>	<b>25</b>	<b>67</b>	<b>35</b>	<b>1</b>	<b>1</b>	<b>765</b>	<b>2</b>
		Total Non-Trial Dispositions	25	29	0	0	93	21	1	25	67	35	1	1	763	2
		Total Trial Dispositions	0	1	0	0	0	0	0	0	0	0	0	0	2	0
Other Manner of Disposition	0	0	0	0	0	0	0	0	0	0	0	0	0	0		

Source: Uniform System for Judicial Records, Nevada AOC, Research and Statistics Unit.

Table B8-1. Civil Caseload Processed by Municipal Courts in Nevada, Fiscal Year 2018.

Municipal Court, Civil Caseload, Aggregate (1 of 2)			Real Property	Tort	Contract	Contested Liens	Other Civil Matters	Totals		
<b>Totals<sup>a</sup></b>	Nevada Municipal Courts	New Filings (cases)	0	0	0	0	2,230	2,230		
		Reopened (cases)	0	0	0	0	1	1		
		<b>Grand Total Dispositions</b>	0	0	0	0	2,823	2,823		
		Total Non-Trial Dispositions	0	0	0	0	2,820	2,820		
		Total Trial Dispositions	0	0	0	0	1	1		
		Other Manner of Disposition	0	0	0	0	2	2		
2nd Judicial District	Washoe County	Reno Municipal Court	New Filings (cases)	0	0	0	0	130	130	
			Reopened (cases)	0	0	0	0	1	1	
			<b>Grand Total Dispositions</b>	0	0	0	0	130	130	
			Total Non-Trial Dispositions	0	0	0	0	129	129	
			Total Trial Dispositions	0	0	0	0	1	1	
			Other Manner of Disposition	0	0	0	0	0	0	
		Sparks Municipal Court	New Filings (cases)	0	0	0	0	41	41	
		Reopened (cases)	0	0	0	0	0	0		
		<b>Grand Total Dispositions</b>	0	0	0	0	31	31		
		Total Non-Trial Dispositions	0	0	0	0	31	31		
		Total Trial Dispositions	0	0	0	0	0	0		
		Other Manner of Disposition	0	0	0	0	0	0		
3rd Judicial District	Lyon County	Fernley Municipal Court	New Filings (cases)	0	0	0	0	1	1	
			Reopened (cases)	0	0	0	0	0	0	
			<b>Grand Total Dispositions</b>	0	0	0	0	0	0	
			Total Non-Trial Dispositions	0	0	0	0	0	0	
			Total Trial Dispositions	0	0	0	0	0	0	
			Other Manner of Disposition	0	0	0	0	0	0	
		Yerington Municipal Court	New Filings (cases)	0	0	0	0	0	0	
		Reopened (cases) <sup>b</sup>	-	-	-	-	-	- <sup>b</sup>		
		<b>Grand Total Dispositions</b>	0	0	0	0	0	0		
		Total Non-Trial Dispositions	0	0	0	0	0	0		
	Total Trial Dispositions	0	0	0	0	0	0			
	Other Manner of Disposition	0	0	0	0	0	0			
4th Judicial District	Elko County	Carlin Municipal Court	New Filings (cases)	0	0	0	0	0	0	
			Reopened (cases)	0	0	0	0	0	0	
			<b>Grand Total Dispositions</b>	0	0	0	0	0	0	
			Total Non-Trial Dispositions	0	0	0	0	0	0	
			Total Trial Dispositions	0	0	0	0	0	0	
			Other Manner of Disposition	0	0	0	0	0	0	
			Elko Municipal Court	New Filings (cases)	0	0	0	0	1	1
			Reopened (cases)	0	0	0	0	0	0	
			<b>Grand Total Dispositions</b>	0	0	0	0	1	1	
			Total Non-Trial Dispositions	0	0	0	0	0	0	
			Total Trial Dispositions	0	0	0	0	0	0	
			Other Manner of Disposition	0	0	0	0	1	1	
		Wells Municipal Court	New Filings (cases)	0	0	0	0	0	0	
		Reopened (cases) <sup>c</sup>	0	0	0	0	0	0 <sup>c</sup>		
		<b>Grand Total Dispositions</b>	0	0	0	0	0	0		
		Total Non-Trial Dispositions	0	0	0	0	0	0		
		Total Trial Dispositions	0	0	0	0	0	0		
		Other Manner of Disposition	0	0	0	0	0	0		
		West Wendover Municipal Court	New Filings (cases)	0	0	0	0	0	0	
		Reopened (cases)	0	0	0	0	0	0		
	<b>Grand Total Dispositions</b>	0	0	0	0	0	0			
	Total Non-Trial Dispositions	0	0	0	0	0	0			
	Total Trial Dispositions	0	0	0	0	0	0			
	Other Manner of Disposition	0	0	0	0	0	0			

<sup>a</sup> Totals reflect aggregate information from the Nevada Municipal Courts. Information contained herein may reflect non-standard reporting and is noted by subsequent footnotes.

<sup>b</sup> Reopened (cases) not reported.

<sup>c</sup> Reopened (cases) under-reported.

Source: Uniform System for Judicial Records, Nevada AOC, Research and Statistics Unit.



Table B8-1. Civil Caseload Processed by Municipal Courts in Nevada, Fiscal Year 2018.

Municipal Court, Civil Caseload, Aggregate (2 of 2)				Real Property	Tort	Contract	Contested Liens	Other Civil Matters	Totals
7th Judicial District	Lincoln County	Caliente Municipal Court	New Filings (cases)	0	0	0	0	0	0
			Reopened (cases)	0	0	0	0	0	0
			Grand Total Dispositions	0	0	0	0	0	0
			Total Non-Trial Dispositions	0	0	0	0	0	0
			Total Trial Dispositions	0	0	0	0	0	0
	White Pine County	Ely Municipal Court	New Filings (cases)	0	0	0	0	0	0
			Reopened (cases) <sup>b</sup>	-	-	-	-	-	- <sup>b</sup>
			Grand Total Dispositions	0	0	0	0	0	0
			Total Non-Trial Dispositions	0	0	0	0	0	0
			Total Trial Dispositions	0	0	0	0	0	0
8th Judicial District	Clark County	Boulder Municipal Court	New Filings (cases)	0	0	0	0	1	1
			Reopened (cases)	0	0	0	0	0	0
			Grand Total Dispositions	0	0	0	0	0	0
			Total Non-Trial Dispositions	0	0	0	0	0	0
			Total Trial Dispositions	0	0	0	0	0	0
		Henderson Municipal Court	New Filings (cases)	0	0	0	0	140	140
			Reopened (cases)	0	0	0	0	0	0
			Grand Total Dispositions	0	0	0	0	148	148
			Total Non-Trial Dispositions	0	0	0	0	148	148
			Total Trial Dispositions	0	0	0	0	0	0
		Las Vegas Municipal Court	New Filings (cases)	0	0	0	0	1,730	1,730
			Reopened (cases) <sup>b</sup>	-	-	-	-	-	- <sup>b</sup>
			Grand Total Dispositions	0	0	0	0	2,362	2,362
			Total Non-Trial Dispositions	0	0	0	0	2,361	2,361
			Total Trial Dispositions	0	0	0	0	0	0
	Mesquite Municipal Court	New Filings (cases)	0	0	0	0	5	5	
		Reopened (cases)	0	0	0	0	0	0	
		Grand Total Dispositions	0	0	0	0	4	4	
		Total Non-Trial Dispositions	0	0	0	0	4	4	
		Total Trial Dispositions	0	0	0	0	0	0	
North Las Vegas Municipal Court	New Filings (cases)	0	0	0	0	179	179		
	Reopened (cases)	0	0	0	0	0	0		
	Grand Total Dispositions	0	0	0	0	147	147		
	Total Non-Trial Dispositions	0	0	0	0	147	147		
	Total Trial Dispositions	0	0	0	0	0	0		
10th Judicial District	Churchill County	Fallon Municipal Court	New Filings (cases)	0	0	0	0	2	2
			Reopened (cases)	0	0	0	0	0	0
			Grand Total Dispositions	0	0	0	0	0	0
			Total Non-Trial Dispositions	0	0	0	0	0	0
			Total Trial Dispositions	0	0	0	0	0	0
Other Manner of Disposition	0	0	0	0	0	0			

<sup>b</sup> Reopened (cases) not reported.

Source: Uniform System for Judicial Records, Nevada AOC, Research and Statistics Unit.

**Table B9. Juvenile Traffic Caseload Processed by Courts in Nevada, Fiscal Year 2018.**

Juvenile Traffic			New Filings (cases)	Reopened	Charges	Grand Total Dispositions	Total Non-Trial Dispositions	Total Bench Trial Dispositions	Other Manner of Disposition
<b>Totals <sup>a</sup></b>	<b>Nevada Courts Total</b>		<b>5,315</b>	<b>18</b>	<b>7,201</b>	<b>5,259</b>	<b>5,201</b>	<b>25</b>	<b>33</b>
	District Court Total		2,667	18	3,632	2,341	2,294	23	24
	Justice Court Total		2,187	0	2,994	2,462	2,457	1	4
	Municipal Court Total		461	0	575	456	450	1	5
<b>First Judicial District</b>	<b>Carson City</b>	Carson City District Court	288	2	396	100	100	0	0
	<b>Storey County</b>	Storey County District Court	2	0	2	3	3	0	0
<b>Second Judicial District</b>	<b>Washoe County</b>	Washoe County District Court	1,330	0	1,897	1,283	1,264	19	0
		Incline Village Justice Court	5	0	5	5	5	0	0
<b>Third Judicial District</b>	<b>Lyon County</b>	Lyon County District Court	217	4	295	216	214	0	2
<b>Fourth Judicial District</b>	<b>Elko County</b>	Elko County District Court	280	0	355	252	252	0	0
<b>Fifth Judicial District</b>	<b>Esmeralda County</b>	Esmeralda County District Court	5	0	5	0	0	0	0
	<b>Nye County</b>	Nye County District Court	81	3	96	17	2	0	15
<b>Sixth Judicial District</b>	<b>Humboldt County</b>	Humboldt County District Court	105	0	131	152 <sup>b</sup>	148	4	0
<b>Seventh Judicial District</b>	<b>Eureka County</b>	Eureka Justice Court	6	0	7	7	7	0	0
	<b>Lincoln County</b>	Meadow Valley Justice Court	11	0	14	11	11	0	0
		Pahranaagat Valley Justice Court	19	0	22	18	14	0	4
	<b>White Pine County</b>	Ely (No. 1) Justice Court	31	0	44	24	23	1	0
<b>Eighth Judicial District</b>	<b>Clark County</b>	Boulder Justice Court	4	0	5	1	1	0	0
		Bunkerville Justice Court	11	0	11	10	10	0	0
		Goodsprings Justice Court	18	0	27	14	14	0	0
		Henderson Justice Court	117	0	141	129	129	0	0
		Las Vegas Justice Court	1,894	NR	2,630	2,155	2,155	0	0
		Laughlin Justice Court	25	0	31	47 <sup>b</sup>	47	0	0
		Moapa Justice Court	10	0	12	8	8	0	0
		Moapa Valley Justice Court	22	0	25	22	22	0	0
		North Las Vegas Justice Court	7	0	11	8	8	0	0
		Searchlight Justice Court	7	0	9	3	3	0	0
		Boulder Municipal Court	29	0	43	22	22	0	0
		Henderson Municipal Court	391	0	469	401	395	1	5
		Mesquite Municipal Court	41	0	63	33	33	0	0
<b>Ninth Judicial District</b>	<b>Douglas County</b>	Douglas County District Court	155	NR	187	132	132	0	NR
<b>Tenth Judicial District</b>	<b>Churchill County</b>	Churchill County District Court	130	9	170	108	107	0	1
<b>Eleventh Judicial District</b>	<b>Lander County</b>	Lander County District Court	30	0	42	43	43	0	0
	<b>Mineral County</b>	Mineral County District Court	20	0	26	20	16	0	4
	<b>Pershing County</b>	Pershing County District Court	24	0	30	15	13	0	2

<sup>a</sup> Totals reflect aggregate information from the Nevada Trial Courts. Information contained herein may reflect non-standard reporting and is noted by subsequent footnotes.

<sup>b</sup> Includes administrative case closures..

NR Not reported.

Source: Uniform System for Judicial Records, Nevada AOC, Research and Statistics Unit.

**Table C1. Summary of Specialty Court Program Distributions with General Fund Appropriation, Fiscal Year 2018<sup>a</sup>**

Jurisdiction	Court Type	Fiscal Year 2018 Expended	Fiscal Year 2018 Returned	Fiscal Year 2018 Approved
<b>Western Region</b>				
Western Region	Felony DUI	\$15,345	\$3,355	\$18,700
	Medicated Assisted	\$60,892	\$2,245	\$63,137
Carson City Justice	Mental Health	\$33,441	\$9	\$33,450
	Misdemeanor Treatment	\$23,965	\$0	\$23,965
East Fork Justice	Alcohol and Drug	\$12,052	\$21	\$12,073
<b>Western Region Total</b>		<b>\$145,695</b>	<b>\$5,630</b>	<b>\$151,325</b>
<b>Washoe Region</b>				
Second Judicial District	Medicated Assisted	\$180,345	\$0	\$180,345
	Youthful Offender	\$50,991	\$0	\$50,991
Reno Justice	DUI Court	\$22,093	\$407	\$22,500
	Community Court	\$101,196	\$9,818	\$111,014
Sparks Justice	Alcohol and Drug	\$31,821	\$3,229	\$35,050
Reno Municipal	HISS Mental Health	\$40,000	\$0	\$40,000
Sparks Municipal	Alcohol and Drug	\$64,153	\$5,947	\$70,100
<b>Washoe Region Total</b>		<b>\$490,599</b>	<b>\$19,401</b>	<b>\$510,000</b>
<b>Eastern Region</b>				
Fourth Judicial District	Adult Drug	\$23,965	\$0	\$23,965
	Family Preservation	\$32,279	\$55	\$32,334
	Juvenile Drug	\$7,317	\$0	\$7,317
Seventh Judicial District	Adult Drug	\$15,992	\$3,374	\$19,366
<b>Eastern Region Total</b>		<b>\$79,553</b>	<b>\$3,429</b>	<b>\$82,982</b>
<b>Fifth Judicial Region</b>				
Nye County–Tonopah	Adult Drug	\$23,965	\$0	\$23,965
<b>Fifth Judicial Region Total</b>		<b>\$23,965</b>	<b>\$0</b>	<b>\$23,965</b>
<b>Central Region</b>				
Humboldt County	Adult Drug	\$71,899	\$0	\$71,899
	Family Drug	\$47,930	\$0	\$47,930
	Juvenile Drug	\$71,899	\$0	\$71,899
<b>Central Region Total</b>		<b>\$191,728</b>	<b>\$0</b>	<b>\$191,728</b>
<b>Clark Region</b>				
Eighth Judicial District	Adult Drug	\$502,445	\$149,993	\$652,438
	Mental Health	\$800,223	\$49,315	\$849,538
	Veterans Treatment	\$49,178	\$0	\$49,178
Las Vegas Justice	Co-Occurring Drug	\$150,000	\$0	\$150,000
	Veterans Treatment	\$40,261	\$9,739	\$50,000
Laughlin Justice	Adult Drug	\$67,827	\$4,261	\$72,088
North Las Vegas Justice	Community Court	\$25,463	\$14,100	\$39,563
Boulder City Municipal	Adult Drug	\$30,000	\$0	\$30,000
Henderson Municipal	Veterans Treatment	\$50,675	\$0	\$50,675
Las Vegas Municipal	Drug Court	\$15,000	\$0	\$15,000
	Veterans Treatment	\$15,000	\$0	\$15,000
	Habitual Offender Court	\$15,000	\$0	\$15,000
	Women in Need	\$15,000	\$0	\$15,000
	Mental Health	\$15,000	\$0	\$15,000
Mesquite Municipal	Habitual Offender	\$21,520	\$0	\$21,520
<b>Clark Region Total</b>		<b>\$1,812,592</b>	<b>\$227,408</b>	<b>\$2,040,000</b>
<b>Grand Total Specialty Court GF Distributions</b>		<b>\$2,744,132</b>	<b>\$255,868</b>	<b>\$3,000,000</b>

<sup>a</sup> Returned monies were reverted back to the State General Fund.

**Table C2. Summary of Specialty Court Program Distributions with Administrative Assessment Revenue, Fiscal Year 2018.**

Jurisdiction	Court Type	Fiscal Year 2017 Carry Forward <sup>a</sup>	Fiscal Year 2018 Distributed	Fiscal Year 2018 Approved
<b>Western Region</b>				
Western Region	Adult Drug (5 Programs)	\$7,359	\$392,705	\$400,064
Western Region	Juvenile Drug	\$1,816	\$8,663	\$10,479
First Judicial District	Felony DUI	\$466	\$24,298	\$27,943
Carson City Justice	Mental Health	\$1	\$50,439	\$58,203
<b>Western Region Total</b>		<b>\$9,642</b>	<b>\$476,105</b>	<b>\$496,689</b>
<b>Washoe Region</b>				
Second Judicial District	Adult Drug (2 Programs)	\$0	\$670,657	\$670,657
	Family Drug	\$0	\$69,346	\$69,346
	Felony DUI	\$0	\$76,061	\$76,061
	Mental Health	\$0	\$17,391	\$17,391
	Veterans Treatment	\$0	\$81,975	\$81,975
Reno Justice	Drug and Alcohol	\$8,903	\$116,452	\$125,355
Reno Municipal	Drug and Alcohol (2 Programs)	\$0	\$79,384	\$79,384
Sparks Municipal	Drug and Alcohol	\$12,446	\$9,297	\$21,743
<b>Washoe Region Total</b>		<b>\$21,349</b>	<b>\$1,120,563</b>	<b>\$1,141,912</b>
<b>Eastern Region</b>				
Fourth Judicial District	Adult Drug	\$0	\$112,677	\$112,677
	Juvenile Drug	\$0	\$51,509	\$51,509
Seventh Judicial District	Adult Drug (2 Programs)	\$0	\$66,516	\$66,516
<b>Eastern Region Total</b>		<b>\$0</b>	<b>\$230,702</b>	<b>\$230,702</b>
<b>Fifth Judicial Region</b>				
Nye County–Pahrump	Adult Drug	\$16,126	\$84,410	\$100,536
<b>Fifth Judicial Region Total</b>		<b>\$16,126</b>	<b>\$84,410</b>	<b>\$100,536</b>
<b>Central Region</b>				
Humboldt County	Adult Drug	\$0	\$49,419	\$49,419
Pershing County	Adult Drug	\$10,899	\$34,225	\$45,124
<b>Central Region Total</b>		<b>\$10,899</b>	<b>\$83,644</b>	<b>\$94,543</b>
<b>Clark Region</b>				
Eighth Judicial District	Adult Drug	\$226,635	\$1,332,499	\$1,559,134
	Child Support Drug	\$0	\$43,522	\$43,522
	Family Drug	\$20,116	\$276,294	\$296,410
	Felony DUI	\$0	\$178,505	\$178,505
	Juvenile Drug	\$44,320	\$193,475	\$237,795
	Mental Health	\$0	\$488,429	\$488,429
	Dependency Mothers	\$0	\$97,936	\$97,936
Las Vegas Justice	Adult Drug	\$0	\$220,803	\$220,803
	DUI Court (2 Programs)	\$0	\$58,054	\$58,054
Las Vegas Municipal	Adult Drug	\$0	\$52,142	\$52,142
	DUI Court	\$0	\$70,395	\$70,395
	Women In Need	\$0	\$36,954	\$36,954
	HOPE Court	\$0	\$109,123	\$109,123
Henderson Municipal	ABC Court	\$0	\$27,374	\$27,374
<b>Clark Region Total</b>		<b>\$291,071</b>	<b>\$3,185,505</b>	<b>\$3,476,576</b>
<b>Grand Total Specialty Court AA Distributions</b>		<b>\$349,087</b>	<b>\$5,180,929</b>	<b>\$5,540,958</b>

<sup>a</sup> Carry forward is used to fund first-quarter distributions of the following fiscal year.

Table C3. Summary of Specialty Court Statistics, Fiscal Year 2018.

Administrative Assessment (AA) Revenue Funded Programs					
Jurisdiction	New Admissions <sup>a</sup>	Graduates	Terminations <sup>b</sup>	Active Cases At Year End	Drug Free Babies
<b>Western Region</b>					
Western Region (5 programs)	160	112	37	324	6
First Judicial District	5	3	4	6	0
Carson City Justice (2 programs)	45	31	23	54	0
<b>Western Region Total</b>	<b>210</b>	<b>146</b>	<b>64</b>	<b>384</b>	<b>6</b>
<b>Washoe Region</b>					
Second Judicial District (6 programs) <sup>c</sup>	517	324	336	637	3
Reno Justice	110	55	87	137	0
Reno Municipal (2 programs)	131	48	66	135	3
Sparks Municipal	9	10	6	23	0
<b>Washoe Region Total</b>	<b>767</b>	<b>437</b>	<b>495</b>	<b>932</b>	<b>6</b>
<b>Eastern Region</b>					
Elko County (2 programs)	32	25	26	20	2
Lincoln County	3	3	0	4	0
White Pine County <sup>d</sup>	18	14	7	23	2
<b>Eastern Region Total</b>	<b>53</b>	<b>42</b>	<b>33</b>	<b>47</b>	<b>4</b>
<b>Fifth Judicial Region</b>					
Nye County-Pahrump	83	42	55	55	1
<b>Fifth Judicial Region Total</b>	<b>83</b>	<b>42</b>	<b>55</b>	<b>55</b>	<b>1</b>
<b>Central Region</b>					
Humboldt County <sup>e</sup>	6	14	1	13	0
Pershing County	6	5	5	5	0
<b>Central Region Total</b>	<b>12</b>	<b>19</b>	<b>6</b>	<b>18</b>	<b>0</b>
<b>Clark Region</b>					
Eighth Judicial District (7 programs)	570	334	389	758	12
Las Vegas Justice (3 programs)	190	89	114	144	4
Henderson Municipal	25	2	23	28	0
Las Vegas Municipal (4 programs)	85	41	49	86	1
<b>Clark Region Total</b>	<b>870</b>	<b>466</b>	<b>575</b>	<b>1,016</b>	<b>17</b>
<b>ALL AA SPECIALTY COURTS</b>	<b>1,995</b>	<b>1,152</b>	<b>1,228</b>	<b>2,452</b>	<b>34</b>
<b>General Fund (GF) Appropriated Programs</b>					
<b>Western Region</b>					
Western Region (3 programs)	44	16	14	78	0
Carson City Justice	39	22	24	40	2
East Fork Justice	15	10	6	14	0
<b>Western Region Total</b>	<b>98</b>	<b>48</b>	<b>44</b>	<b>132</b>	<b>2</b>
<b>Washoe Region</b>					
Second Judicial District (2 programs) <sup>c</sup>	30	21	11	42	0
Reno Justice (2 programs)	83	53	30	109	2
Sparks Justice	29	12	17	20	4
Reno Municipal	11	0	3	8	0
Sparks Municipal	37	19	5	41	0
<b>Washoe Region Total</b>	<b>190</b>	<b>105</b>	<b>66</b>	<b>220</b>	<b>6</b>
<b>Eastern Region</b>					
Elko County (3 programs)	31	17	13	28	1
<b>Eastern Region Total</b>	<b>31</b>	<b>17</b>	<b>13</b>	<b>28</b>	<b>1</b>
<b>Fifth Judicial Region</b>					
Nye County-Tonopah	7	5	6	12	0
<b>Fifth Judicial Region Total</b>	<b>7</b>	<b>5</b>	<b>6</b>	<b>12</b>	<b>0</b>
<b>Central Region</b>					
Humboldt County (3 programs) <sup>c</sup>	44	45	9	36	0
<b>Central Region Total</b>	<b>44</b>	<b>45</b>	<b>9</b>	<b>36</b>	<b>0</b>
<b>Clark Region</b>					
Eighth Judicial District (3 programs)	245	76	82	273	0
Las Vegas Justice (2 programs)	77	19	39	61	2
Laughlin Justice	12	8	7	19	0
North Las Vegas Justice	19	6	16	23	2
Boulder City Municipal	11	4	7	14	0
Henderson Municipal	29	11	7	28	0
Las Vegas Municipal (5 programs)	60	31	31	55	0
Mesquite Municipal	11	4	6	9	1
<b>Clark Region Total</b>	<b>464</b>	<b>159</b>	<b>195</b>	<b>482</b>	<b>5</b>
<b>ALL GF SPECIALTY COURTS</b>	<b>834</b>	<b>379</b>	<b>333</b>	<b>910</b>	<b>14</b>
<b>Other Programs</b>					
<b>Other Programs (3 programs)<sup>f</sup></b>	<b>27</b>	<b>31</b>	<b>13</b>	<b>31</b>	<b>0</b>
<b>GRAND TOTAL</b>	<b>2,856</b>	<b>1,562</b>	<b>1,574</b>	<b>3,393</b>	<b>48</b>

<sup>a</sup> Includes new admissions and voluntary admissions.

<sup>b</sup> Includes terminations, transfers, and deceased participants.

<sup>c</sup> Totals do not include programs that were not funded by administrative assessments or General Fund monies.

<sup>d</sup> Includes the participants from a General Fund Program.

<sup>f</sup> Includes Felony DUI Court and Mental Health Court in Humboldt County, and the Prison Re-Entry Drug Court in the Second Judicial District.

Source: Nevada Administrative Office of the Courts, Specialty Courts Program.

## Criminal Caseload Glossary

**When to Count Filings:** Cases are counted by defendants in District Court when the court receives notification of a bind over from a lower court or receives the formal charging document from the District Attorney's Office. Felony and gross misdemeanor filings in Justice Court are counted by defendants when the court receives the formal charging document, generally a complaint or citation. Misdemeanor and traffic filings in Justice and Municipal Courts are counted by defendants when the court receives the citation or complaint. Cases with multiple charges that span different categories and types are classified by hierarchies that are defined in the *Nevada Courts Statistical Reporting Dictionary*, and can be found at <http://nvcourts.gov/>.

**Criminal Case Categories:** A broad classification category for trial court caseload that includes cases involving the alleged violation of a state law, local ordinance, or federal regulation (traffic only).

*[Listed in hierarchal order, felony = highest]*

- **Felony** – Cases heard at District Court, with preliminary hearings at Justice Court, for defendants charged with a violation of state law that is punishable by death or imprisonment in the state prison.
- **Gross Misdemeanor** – Cases heard at District Court, with preliminary hearings at Justice Court, for defendants charged with a violation of state law that involves an offense that does not fit within the definitions of felony, misdemeanor, or traffic cases. Gross misdemeanor offenses are punishable by fine or incarceration or both for no more than \$2,000 or 1 year, respectively (unless the statute in force at the time of commission of such an offense prescribed a different penalty).
- **Misdemeanor (Non-traffic)** – Cases heard at Justice and Municipal Courts for defendants charged with the violation of state law or local ordinance that involves an offense punishable by fine or incarceration or both for no more than \$1,000 or 6 months, respectively (unless the statute in force at the time of commission of such an offense prescribed a different penalty).
- **Traffic Misdemeanor** – Cases heard at Justice and Municipal Courts for moving and non-moving violations of traffic law or ordinance that do not pertain to parking of a motor vehicle.
- **Parking Violations** – Cases heard at Justice and Municipal Courts for parking of a motor vehicle in violation of a traffic law or ordinance.
- **Appeal from Limited Jurisdiction Court** – Cases heard at District Court in which the court reviews the judgment of a Justice or Municipal Court for a criminal case.

**Criminal Case Types:** The following case types can be felony, gross misdemeanor, or misdemeanor (non-traffic) criminal case categories, unless otherwise noted.

- **Crimes Against Persons** – A case type in which a defendant is charged with a crime against person(s). Examples include assault with a deadly weapon, rape, kidnapping, murder, manslaughter, and robbery.
- **Domestic Violence** – A case type involving allegations of violence, coercion, or intimidation by a family or household member against another family or household member.
- **Elder Abuse** – A case type involving allegations of abusing, neglecting, exploiting, or isolating older persons.
- **Child Abuse and Neglect** – A case type in which a person is charged with willfully exposing, causing, or permitting a child who is less than 18 years of age to suffer unjustifiable physical pain or mental suffering as a result of abuse or neglect. This case type is only reported in felony or gross misdemeanor case categories.
- **Protection Order Violation** – A case type alleging violation of a court order that was issued to help protect an individual from stalking and harassment or to protect minors from harm.
- **Crimes Against Property** – A case type in which a defendant is charged with a crime against property. Examples include grand larceny, burglary, auto theft, arson, forgery, fraud, embezzlement, vandalism, and bad checks.
- **Drugs** – A case type involving illegal possession, sale, use, manufacture, trafficking, or furnishing of drugs.
- **Weapons** – A case type involving violations of regulations or statutes controlling the carrying, using, possessing, furnishing, and manufacturing of deadly weapons or silencers.
- **Motor Vehicle - DUI** – A case type that involves a charge of driving under the influence of either alcohol or drugs (DUI), or driving while impaired. This case type is only reported in felony or misdemeanor case categories.
- **Motor Vehicle - Reckless Driving** – A case type that involves a charge of driving a motor vehicle in such a way as to willfully or wantonly endanger the safety of others or with disregard for the consequences. This case type is only reported in felony or misdemeanor case categories.
- **Motor Vehicle - Other** – A case type including cases of unknown specificity or cases not attributable to one of the other previously defined motor vehicle case types. This case type is only reported in felony or gross misdemeanor case categories.
- **Public Order** – A case type involving violations of liquor laws, drunkenness, gambling, and prostitution. Some jurisdictions refer to these as “public nuisance” or “quality of life” offenses, or “crimes against society.”
- **Other** – A case type including cases of unknown specificity or cases not attributable to one of the other previously defined case categories. Other can be classified as “Other Felony,” “Other Gross Misdemeanor,” and “Other Non-Traffic Misdemeanor.”

# Criminal Caseload Glossary

**When to Count Dispositions:** A criminal case is considered disposed when adjudication for that case occurs. For statistical purposes, adjudication is defined as date of sentencing, date of adjudication, or date charges are disposed, whichever occurs last. Cases with multiple charges that require multiple types of disposition are only counted as one type and are classified by hierarchies that are defined in the *Nevada Courts Statistical Reporting Dictionary*, and can be found at <http://nvcourts.gov/>.

**Non-Trial Dispositions (District Court):** A subtype of case dispositions where the case is resolved without a bench or jury trial. This subtype includes:

- Nolle Prosequi (before trial)
- Dismissed (after diversion)
- Dismissed (before trial)
- Guilty Plea with Sentence (before trial)
- Transferred (before/during trial)

**Bench Trial Dispositions (District Court):** A subtype of case dispositions where the case is resolved with a judicial officer determining both the issues of fact and law in a criminal case. This subtype includes:

- Dismissed (during trial)
- Acquittal
- Guilty Plea with Sentence (during trial)
- Conviction

**Jury Trial Dispositions (District Court):** A subtype of case dispositions where the case is resolved with an empaneled jury determining the issues of fact and returning a verdict in a criminal case. This subtype includes:

- Dismissed (during trial)
- Acquittal
- Guilty Plea with Sentence (during trial)
- Conviction

**Non-Trial Dispositions (Justice and Municipal Courts):** A subtype of case dispositions where the case is resolved without a bench or jury trial. This subtype includes:

- Bail Forfeiture
- Nolle Prosequi (before trial)
- Dismissed (before preliminary hearing)
- Guilty Plea with Sentence (before preliminary hearing)
- Waiver of Preliminary Hearing
- Dismissed (during preliminary hearing)
- Guilty Plea with Sentence (during preliminary hearing)
- Bindover
- Dismissed (after diversion)
- Dismissed (before trial)
- Guilty Plea With Sentence (before trial)
- Transferred (before/during trial)

**Trial Dispositions (Justice and Municipal Courts):** A subtype of case dispositions where the case is resolved with a judicial officer or an empaneled jury determining both the issues of fact and law in a criminal case. This manner of disposition is not used for felony and gross misdemeanor cases in Justice Courts. Municipal Courts do not hear felony or gross misdemeanor cases. This subtype includes:

- Dismissed (during trial)
- Acquittal
- Guilty Plea with Sentence (during trial)
- Conviction

**Other Manner of Disposition (All court jurisdictions):** A disposition classification of unknown specificity or not attributable to one of the other defined categories.

# Civil Caseload Glossary

**When to Count Filings:** Cases are counted when a petition or complaint is filed with the court or the court receives a motion.

**Civil Case Types:** A broad classification category for caseload statistics that includes cases requesting the enforcement or protection of a right and/or the redress or prevention of a wrong, within the jurisdictional limits of the court.

## **District Court Case Types:**

- **Real Property** – Cases that deal with ownership or rights in real property excluding construction defect or negligence; includes unlawful detainer and other landlord/tenant disputes; judicial foreclosure and other title to property issues; condemnation and eminent domain issues; and other real property cases that do not fit in one of the other mentioned subtypes.
- **Torts** – Cases that deal with an injury or wrong committed either against a person or person's property by a party who either did or did not do something they were or were not supposed to do; includes negligence issues for autos, premises, and other negligence issues that do not fit in one of the other mentioned subtypes; includes malpractice issues concerning medical and dental, legal, accounting, and other malpractice issues that do not fit in one of the other mentioned subtypes; and includes product liability, intentional misconduct, employment, insurance, and other tort case issues that do not fit in one of the other mentioned subtypes.
- **Probate** – Cases that deal with the probate of a will, trust, or estate of a deceased person; includes summary administration, general administration, special administration, set aside, probate trust, and other probate cases that do not fit in one of the other mentioned subtypes.
- **Construction Defect** – Cases that deal with defects in construction; includes matters that involve NRS Chapter 40 and other construction defect issues.
- **Contract** – Cases that deal with an alleged failure to perform any promise that forms the whole or part of a contract; includes uniform commercial code, building and construction, insurance carrier, commercial instrument, collection of accounts, employment, and other contract matters that do not fit in one of the other mentioned subtypes.
- **Judicial Review/Appeal** – Cases that deal with the judicial review of decisions by administrative agencies, lower courts, and other matters; includes review of foreclosure mediation, petition to seal records, mental competency, and administrative agency appeals concerning the department of motor vehicles, worker's compensation, and other Nevada state agencies, as well as appeals from lower courts and other judicial review/appeal matters that do not fit in one of the other mentioned subtypes.
- **Civil Writs** – Cases that deal with any order requiring performance or adherence of performance of an act not associated with an existing case and whereby no other legal remedy exists; includes writs of habeas corpus, mandamus, quo warranto, prohibition, and other civil writs that do not fit in one of the other mentioned subtypes.
- **Other Civil** – Cases that deal with compromise of minor's claim, foreign judgment, and all other civil matters that do not fit in one of the above case types.

## **Justice and Municipal Court Case Types:**

- **Real Property** – Cases that deal with ownership or rights in real property excluding construction defect or negligence; includes summary eviction, unlawful detainer, and other real property cases that do not fit in one of the other mentioned subtypes.
- **Torts** – Cases that deal with an injury or wrong committed either against a person or person's property by a party who either did or did not do something they were or were not supposed to do; includes negligence issues for autos, premises, and other negligence issues that do not fit in one of the other mentioned subtypes; and includes intentional misconduct and other tort case issues that do not fit in one of the other mentioned subtypes.
- **Contract** – Cases that deal with an alleged failure to perform any promise that forms the whole or part of a contract; includes seller plaintiff issues concerning collection of credit card debt and payday loan debt, debt collection agency matters, or other debt collection matters that do not fit in one of the other mentioned subtypes; and includes contract buyer plaintiff and other contract matters that do not fit in one of the other mentioned subtypes.
- **Contested Liens** – Cases that deal with the validity of liens, or requests the enforcement of liens.
- **Other Civil** – Cases that deal with all other civil matters that do not fit in one of the above case types.
- **Small Claims** – Cases that deal with recovery of money only, where the amount does not exceed the jurisdictional limit (currently \$10,000), and the defendant named is currently a resident, does business in, or is employed in the township where the court is located. Small claims are heard in Justice Court only.
- **Request for Domestic Violence Protection Order** – Cases that deal with requests for temporary order for protection against domestic violence. Request for domestic violence protection order are reported by Justice Court only.
- **Request for Protection Order (Non-Domestic Violence)** – Cases that deal with requests for temporary order for protection against harassment in the workplace, sexual assault, stalking, or threat to life, not related to domestic violence. Request for protection order (non-domestic violence) are reported by Justice Court only.



## Civil Caseload Glossary

**When to Count Dispositions:** A civil case is considered disposed when adjudication of the matter occurs. For statistical purposes, adjudication is defined as the date judgment is entered. Cases where multiple claims or parties are adjudicated are only reported as one type, determined by the court of record.

**Non-Trial Dispositions (All Jurisdictions, Non- Protection Orders):** A subtype of case dispositions where the case is resolved without a bench or jury trial. This subtype includes:

- Voluntary Dismissal
- Involuntary Dismissal
- Transferred (before trial)
- Judgment on Arbitration
- Stipulated Dismissal
- Stipulated Judgment
- Default Judgment
- Motion to Dismiss by the Defendant(s)
- Summary Judgment

**Non-Trial Dispositions (Justice Court, Protection Orders Only):** A subtype of case dispositions where the case is resolved without a bench or jury trial. This subtype includes:

- Voluntary Dismissal
- Involuntary Dismissal
- Transferred (before trial)
- Denied without Hearing
- Granted without Hearing
- Denied with Hearing
- Granted with Hearing

**Bench Trial Dispositions (District Court):** A subtype of case dispositions where the case is resolved when a judicial officer hears a trial of matter or cause to determine both the issues of fact and law in a civil case. This subtype includes:

- Disposed After Trial Start (bench trial)
- Judgment Reached (bench trial)

**Jury Trial Dispositions (District Court):** A subtype of case dispositions where the case is resolved with an empaneled jury to hear a trial of matter or cause in a civil case. This subtype includes:

- Disposed After Trial Start (jury trial)
- Verdict Reached

**Trial Dispositions (Justice and Municipal Courts):** A subtype of case dispositions where the case is resolved with a judicial officer or an empaneled jury to hear a trial of matter or cause in a civil case. This subtype includes:

- Disposed After Trial Start (bench trial)
- Judgment Reached (bench trial)
- Disposed After Trial Start (jury trial)
- Verdict Reached

**Other Manner of Disposition (All Jurisdictions):** A disposition classification of unknown specificity or not attributable to one of the other defined categories.

# Family Caseload Glossary

**When to Count Filings:** Cases are counted when the court receives an originating petition, request, or complaint.

**Family Case Types:** A broad classification category for caseloads involving domestic or family-related matters (excluding juvenile-related) in District Courts; the processing of which follows Nevada statutes, court rules, local regulations, and federal regulations.

- **Marriage Dissolution** – Cases that involve divorce, annulment, or separate maintenance, as well as all issues concerning custody, support, and visitation resulting from the dissolution of the relationship.
- **Paternity** – Cases that involve paternity issues as defined by Nevada statute.
- **Custody (Non-Divorce)** – Cases that involve individual requests where the court makes a determination regarding the control or care of a child.
- **IV-D - UIFSA (Uniform Interstate Family Support Act)** – Cases that require maintenance, under Title IV-D of the Social Security Act of 1973, of a spouse or child when one party resides in another state.
- **IV-D Intrastate (Non-Divorce)** – Cases that require maintenance, under Title IV-D of the Social Security Act of 1973, of a spouse or child when both parties reside in Nevada.
- **Other Support (Non-Divorce)** – Cases of unknown specificity or cases not attributable to one of the other previously defined support case categories.
- **Visitation (Non-divorce)** – Cases that involve individual requests that a court schedule the time an individual will spend with the minor children.
- **State Initiated (TPR) Petition** – Cases that are initiated by a state agency requesting that the court terminate the legal relationship of parent and child.
- **Other (TPR) Petition** – Cases that are initiated by a parent/guardian of a child requesting that the court terminate an existing legal relationship of parent and child.
- **Adoptions** – Cases that involve a request for the establishment of a new, permanent relationship of parent and child between persons not having that relationship naturally.
- **Requests for Domestic Violence Protection Orders** – Cases for temporary order for protection when sufficient evidence exists that there has been domestic violence or the threat of domestic violence exists.
- **Other Domestic Relations Case** – Cases that involve a domestic relations issue that does not fit in one of the other family case types. Examples include name change or permission to marry.
- **Mental Health Cases** – Cases that deal with legal determination as to whether an individual is mentally ill or incompetent and should be placed or remain under care, custody, or treatment.
- **Guardianship** – Cases that deal with guardianship issues involving adults, minors, or trusts.

**When to Count Dispositions:** A family case is considered disposed when the decision is handed down and/or the final order is filed, whichever occurs first. Cases that require multiple types of adjudication are only counted as one type and are classified by hierarchies that are defined in the *Nevada Courts Statistical Reporting Dictionary*, and can be found at <http://nvcourts.gov/>.

**Non-Trial Dispositions:** A subtype of case dispositions where the case is resolved without a (bench) trial. This subtype includes:

- Dismissed for Want of Prosecution (Voluntary Dismissals)
- Involuntary (Statutory) Dismissals.
- Default Judgments
- Settled/Withdrawn without Judicial Conference
- Settled/Withdrawn with Judicial Conference
- Settled/Withdrawn by Alternative Dispute Resolution (ADR)
- Transferred

**Trial Decisions:** A subtype of case dispositions where the case is resolved with a judicial officer determining both the issues of fact and law in a family case. This subtype includes:

- Disposed After Trial Start
- Judgment Reached

**Other Manner of Disposition:** A disposition classification of unknown specificity or not attributable to one of the other defined categories.

# Juvenile Caseload Glossary

**When to Count Filings:** Cases are counted when the court receives the petition or citation. For delinquency petitions, cases with multiple charges that span different case types are classified by hierarchies that are defined in the *Nevada Courts Statistical Reporting Dictionary*, and can be found at <http://nvcourts.gov/>.

**Juvenile Case Types:** A broad classification category for caseloads involving juveniles in District Courts (or their designated court), the processing of which follows Nevada statutes, local regulations, and federal regulations for handling matters pertaining to individuals who are defined as juveniles.

- **Delinquency Petitions** – Cases that include a behavior that would be a crime if committed by an adult. Delinquency is characterized by five case types:
  - **Person** – Cases involving murder/manslaughter, sexual assault (including rape and sexual battery), robbery, and assault.
  - **Property** – Cases involving burglary, larceny, auto theft, arson, forgery and counterfeiting, fraud, embezzlement, stolen property (buying or receiving), and vandalism.
  - **Drug** – Cases involving the illegal possession, sale, use, or manufacture of drugs.
  - **Public Order** – Cases involving violations of liquor laws, public drunkenness, disorderly conduct, gambling, prostitution, and other vice. Some jurisdictions refer to these as “public nuisance” or “quality of life” offenses, or “crimes against society.”
  - **Other Delinquency** – Cases of unknown specificity or cases not attributable to one of the other previously defined delinquency case categories.
- **Status Petitions** – Cases that includes petitions involving a juvenile in need of supervision. The juvenile may require guidance, treatment, or rehabilitation because of habitual truancy, habitual disobedience, being ungovernable, or behavior that is injurious or dangerous to others.
- **Child Abuse/Neglect Petitions** – Cases where the behavior of someone other than the juvenile causes the court to concern itself with the well-being of the juvenile. Adults charged with abuse or neglect are counted in the appropriate criminal category.
- **Dependent (no fault)** – Cases alleging one or more of the grounds for dependency without specifically faulting the parent(s) or guardian.
- **Other Dependency/Child Victim** – Cases of unknown specificity or cases not attributable to one of the other previously defined Dependency/Child Victim case categories.
- **Miscellaneous Petitions** – Cases heard at District Court that involves juvenile cases that do not fit in one of the other juvenile categories. An example is Petition for Emancipation.

**Juvenile-Related Proceeding:** A broad classification category for trial court caseload inventory that include juvenile-related proceedings that are not considered cases. Juvenile related proceedings are related to an already filed (counted) case or one that will not result in an official case filing.

- **Informal Hearing** – Any hearing by a judicial officer in which no formal charge has been filed with the court.
- **Detention Hearing** – Any hearing requesting a juvenile to be held in detention, or continued to be held in detention, pending further court action within the same or another jurisdiction.
- **Extradition Hearing** – Any hearing in which evidence is presented so that the court can determine if a juvenile should be surrendered to another state jurisdiction.
- **Protective Custody Hearing** – Any hearing held to determine if the risk to a child is great enough to warrant removal, or continued removal, from their custodian.

## Juvenile Caseload Glossary

**When to Count Dispositions:** A juvenile case is considered disposed when adjudication of the matter occurs. Cases that require multiple types of adjudication are only counted as one type and are classified by hierarchies that are defined in the *Nevada Courts Statistical Reporting Dictionary*, and can be found at <http://nvcourts.gov/>.

**Non-Trial Dispositions:** A subtype of case dispositions where the case is resolved without a (bench) trial. This subtype includes:

- Dismissal/Non-Adjudicated
- Adjudicated by Default
- Adjudicated by Plea/Admission/Stipulation
- Disposed by Alternative Dispute Resolution (ADR)
- Waiver/Certify/Transfer to Adult Court
- Transferred to Another Juvenile Court (before/during trial)

**Trial Dispositions:** A subtype of case dispositions where the case is resolved with a judicial officer determining both the issues of fact and law in a juvenile case through a (bench) trial or evidentiary hearing. This subtype includes:

- Adjudicated After Evidentiary Hearing/Bench Trial

**Other Manner of Disposition:** A disposition classification of unknown specificity or not attributable to one of the other defined categories.

## Juvenile Traffic Caseload Glossary

**When to Count Filings:** Cases are counted when the court receives the citation.

**Juvenile Traffic Case Type:** Cases that involves any matter that originates in the court as a traffic citation involving a juvenile that is classified as a misdemeanor traffic violation for an adult.

**When to Count Dispositions:** A juvenile case is considered disposed when adjudication of the matter occurs. Cases that require multiple types of adjudication are only counted as one type and are classified by hierarchies that are defined in the *Nevada Courts Statistical Reporting Dictionary*, and can be found at <http://nvcourts.gov/>.

**Non-Trial Dispositions:** A subtype of case dispositions where the case is resolved without a bench or jury trial. This subtype includes:

- Bail Forfeitures
- Nolle Prosequi (before trial)
- Dismissed (after diversion)
- Dismissed (before trial)
- Guilty Plea with Sentence (before trial)
- Transferred to Another Juvenile Court (before/during trial)

**Bench Trial Dispositions:** A subtype of case dispositions where the case is resolved with a judicial officer determining both the issues of fact and law in a traffic case. This subtype includes:

- Dismissed (during trial)
- Acquittal
- Guilty Plea with Sentence (during trial)
- Conviction

**Other Manner of Disposition:** A disposition classification of unknown specificity or not attributable to one of the other defined categories.