

# SECOND JUDICIAL DISTRICT

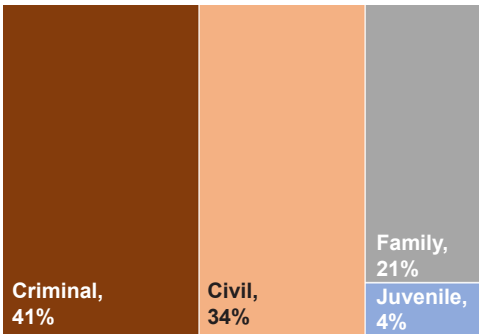


## SECOND JUDICIAL DISTRICT CASELOAD FILINGS AND DISPOSITIONS Fiscal Year 2022

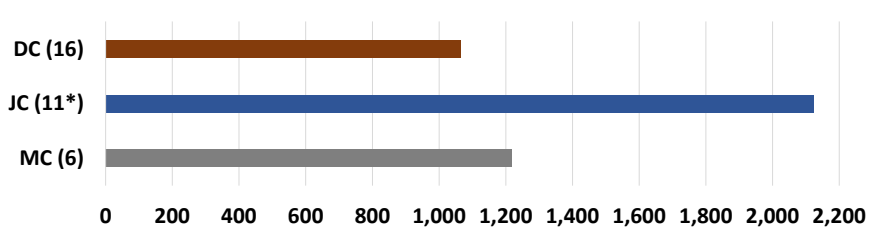
Court	Criminal Filings <sup>a</sup>	Civil Filings	Family Filings <sup>b</sup>	Juvenile Filings <sup>b</sup>	Reopened Cases	Total Cases	Total Disposed	Disp. Rate	Traffic and Parking <sup>c</sup>		
									Cases	Disposed	Disp. Rate
Washoe County DC	1,702	2,952	7,655	1,995	2,718 <sup>d</sup>	17,022	15,583 <sup>f</sup>	92%	1,286 <sup>d</sup>	1,239	96%
Incline Village Justice Court	142	68	-	-	57	267	332	124%	1,467	1,580	108%
Reno Justice Court	4,770	7,312	-	-	1,867	13,949	13,992	100%	14,652	14,114	96%
Sparks Justice Court	2,172	3,601	-	-	1,134	6,907	7,273 <sup>f</sup>	105%	3,183	3,737 <sup>f</sup>	117%
Wadsworth Justice Court	81	10	-	-	11	102	82	80%	1,731	1,693	98%
Reno Municipal Court	4,987	58	-	-	672	5,717	5,951	104%	13,607	13,268	98%
Sparks Municipal Court	1,559	16	-	-	17 <sup>g</sup>	1,592	1,799	113%	4,038 <sup>g</sup>	4,184	104%
<b>TOTAL</b>	<b>15,413</b>	<b>14,017</b>	<b>7,655</b>	<b>1,995</b>	<b>6,476</b>	<b>45,556</b>	<b>45,012</b>	<b>99%</b>	<b>39,964</b>	<b>39,815</b>	<b>100%</b>

- <sup>a</sup> Criminal includes felony, gross misdemeanor, non-traffic misdemeanor, and criminal appeal (District Court only) filings.
- <sup>b</sup> Family and Juvenile case types only heard in District Courts.
- <sup>c</sup> Traffic and Parking includes juvenile traffic statistics.
- <sup>d</sup> Reopened cases not reported for juvenile and juvenile traffic matters.
- <sup>f</sup> Includes administrative closures.
- <sup>g</sup> Reopened cases under-reported for criminal and traffic matters.

### NON-TRAFFIC CASE DISTRIBUTION



### NON-TRAFFIC TOTAL CASES PER JUDGE



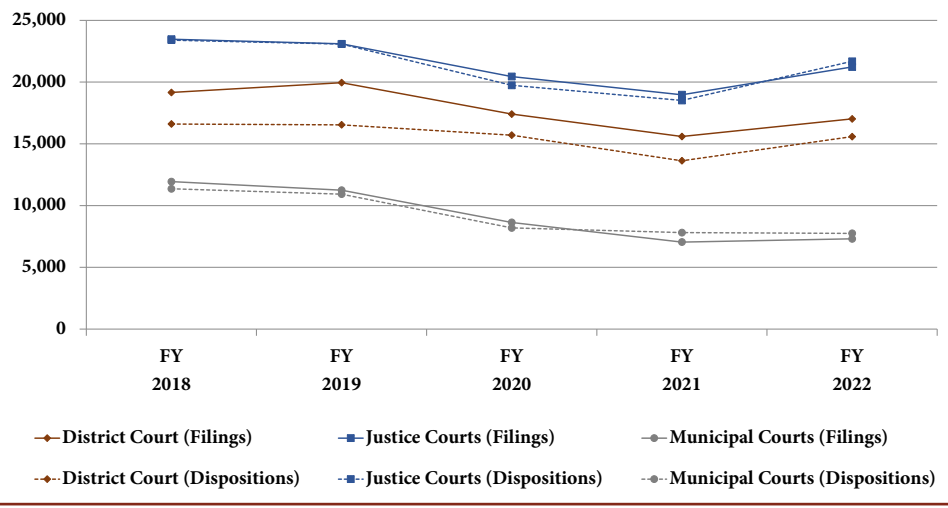
\*Authorized positions as of June 30, 2022. Actual filed positions were used to calculate reported magnitudes. For greater detail see footnotes on Table 1.

### District Demographics

Population: 485,113<sup>a</sup>  
 Geographic Size: 6,302 sq. mi.<sup>b</sup>  
 Population Density: 77/sq. mi.  
 Most Populous Township: Reno

<sup>a</sup> Source: Nevada State Demographer  
<sup>b</sup> Source: U.S. Census Bureau

### SECOND JUDICIAL DISTRICT NON-TRAFFIC CASES AND DISPOSITIONS FISCAL YEARS 2018-22



**QUICK FACTS** | **13%** OF STATEWIDE NON-TRAFFIC CASELOAD  
**12%** OF STATEWIDE TRAFFIC CASELOAD