

FIFTH JUDICIAL DISTRICT

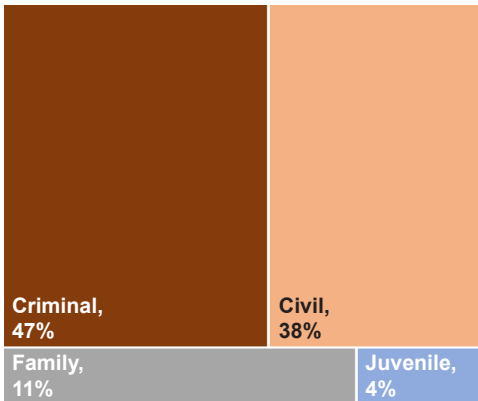


FIFTH JUDICIAL DISTRICT CASELOAD FILINGS AND DISPOSITIONS Fiscal Year 2022

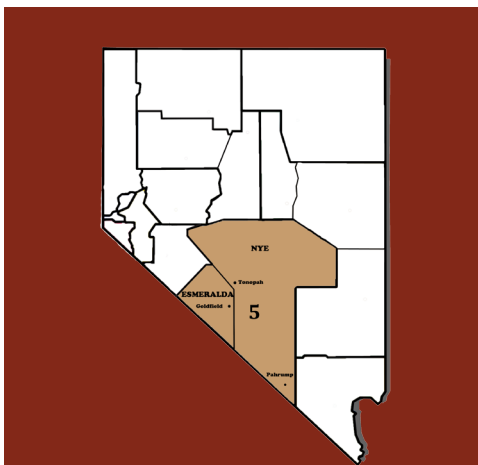
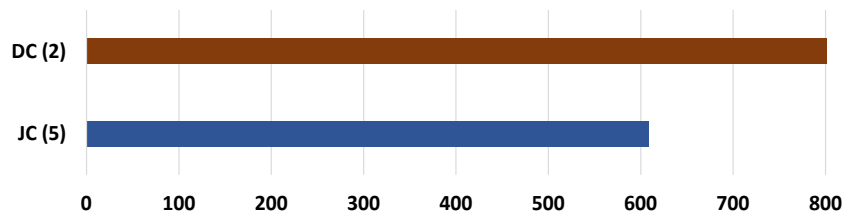
Court	Criminal Filings ^a	Civil Filings	Family Filings ^b	Juvenile Filings ^b	Reopened Cases	Total Cases	Total Disposed	Disp. Rate	Traffic and Parking ^c		
									Cases	Disposed	Disp. Rate
Esmeralda County DC	4	23	4 ^d	0	0	31	10	32%	1	5	500%
Nye County District Court	238	519	511	177	171	1,616	978	61%	54	53	98%
Beatty Justice Court	79	41	-	-	0	120	115 ^f	96%	970	898	93%
Esmeralda Justice Court	32	13	-	-	0	45	26	58%	1,459	1,423	98%
Pahrump Justice Court	1,572	939	-	-	139	2,650	2,248	85%	2,276	2,353	103%
Tonopah Justice Court	116	111	-	-	3	230	215	93%	1,162	1,170	101%
TOTAL	2,041	1,646	515	177	313	4,692	3,592	77%	5,922	5,902	100%

- ^a Criminal includes felony, gross misdemeanor, non-traffic misdemeanor, and criminal appeal (District Court only) filings.
- ^b Family and Juvenile case types only heard in District Courts.
- ^c Traffic and Parking includes juvenile traffic statistics.
- ^d High-risk protection orders not reported or incomplete.
- ^f Includes administrative closures.

NON-TRAFFIC CASE DISTRIBUTION



NON-TRAFFIC TOTAL CASES PER JUDGE

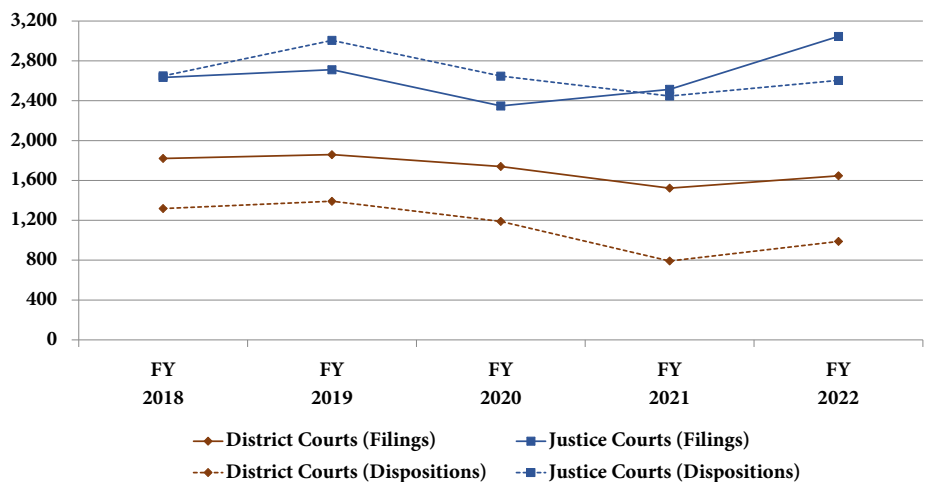


District Demographics

Population: 50,289^a
 Geographic Size: 21,764 sq. mi.^b
 Population Density: 2/sq. mi.
 Most Populous Township: Pahrump

^a Source: Nevada State Demographer
^b Source: U.S. Census Bureau

FIFTH JUDICIAL DISTRICT NON-TRAFFIC CASES AND DISPOSITIONS FISCAL YEARS 2018-22



**QUICK
FACTS**

1% OF STATEWIDE NON-TRAFFIC CASELOAD
2% OF STATEWIDE TRAFFIC CASELOAD