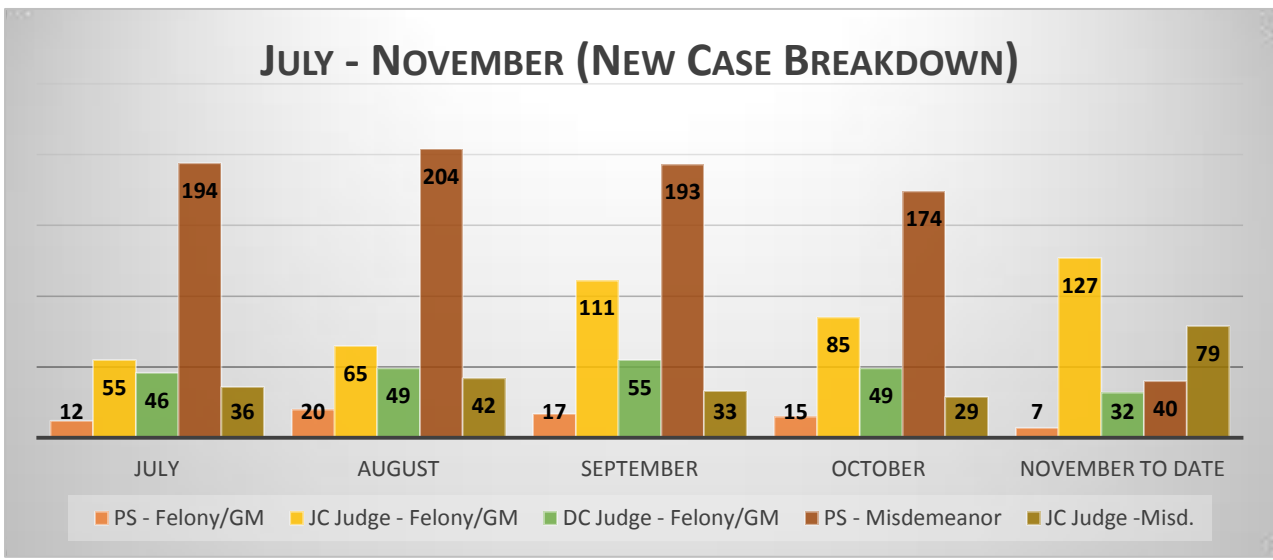


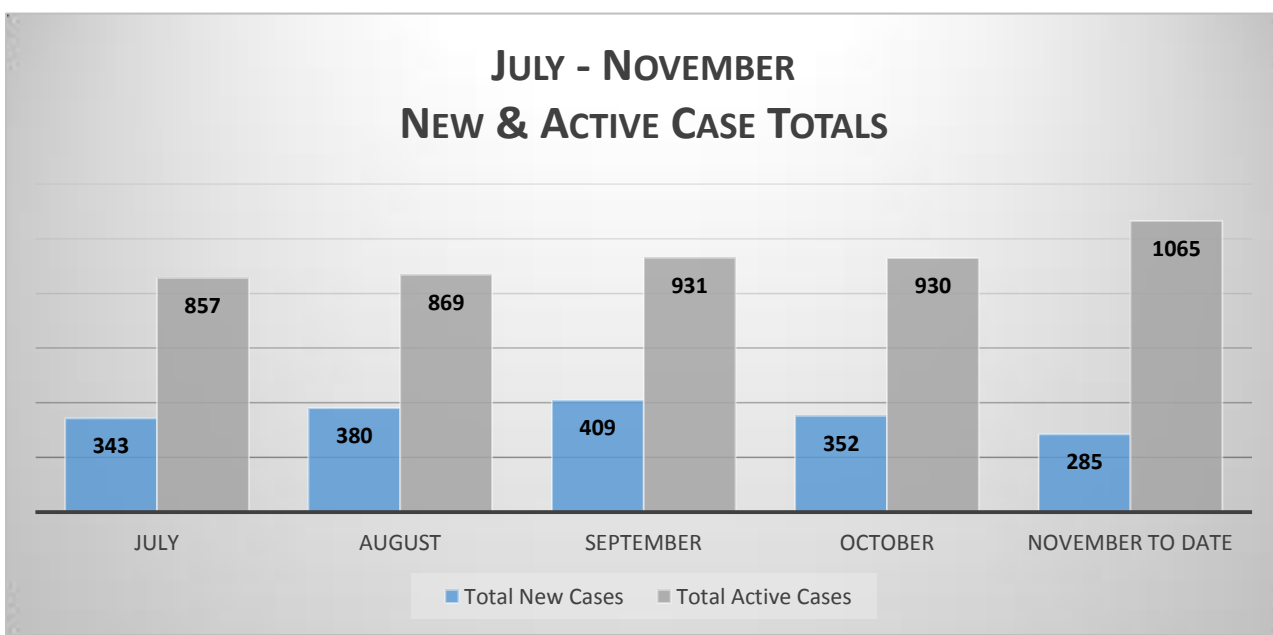
1

	July	August	September	October	November to Date
PS - Felony/GM	12	20	17	15	7
JC Judge - Felony/GM	55	65	111	85	127
DC Judge - Felony/GM	46	49	55	49	32
PS - Misdemeanor	194	204	193	174	40
JC Judge -Misd.	36	42	33	29	79
Total New Cases	343	380	409	352	285



2

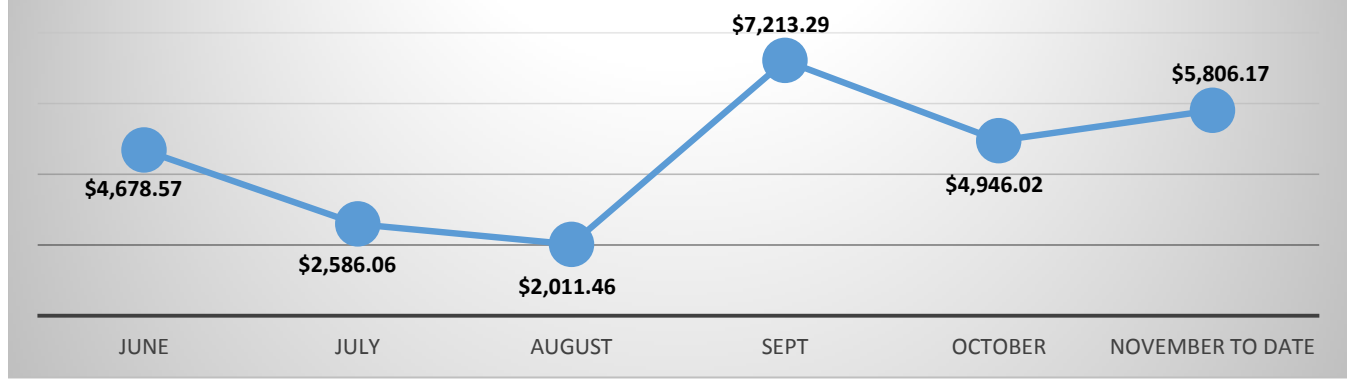
	July	August	September	October	November to Date
Total New Cases	343	380	409	352	285
Total Active Cases	857	869	931	930	1065



3

June	July	August	Sept	October	November to Date
\$ 4,678.57	\$ 2,586.06	\$ 2,011.46	\$ 7,213.29	\$ 4,946.02	\$ 5,806.17

Intermittent Employee Costs



4

	07/01/16	08/01/16	09/01/16	10/01/16	11/01/16	11/15/16
HOLD - CAN BAIL	22	20	19	21	18	23
HOLD - NO BAIL	184	190	183	179	193	195
PRE-ARR. - CAN BAIL	128	172	142	141	164	96
PRE-ARR. - NO BAIL	29	23	21	36	29	53
PRE-SENT. - CAN BAIL	95	94	80	79	90	100
PRE-SENT. - NO BAIL	93	49	51	48	37	40
PRE-TRIAL - CAN BAIL	185	209	232	215	187	213
PRE-TRIAL - NO BAIL	52	47	59	44	50	47
SENTENCED	310	368	417	379	365	384
SENT. - REMAND	0	0	0	0	0	0
TOTAL IN CUSTODY	1098	1172	1204	1142	1133	1151
TOTAL BAILABLE	430	495	473	456	459	432

WASHOE COUNTY JAIL POPULATION OVERVIEW 7/1/16 - 11/15/16

