

SIXTH JUDICIAL DISTRICT



Humboldt County Courthouse

SIXTH JUDICIAL DISTRICT CASELOAD FILINGS AND DISPOSITIONS Fiscal Year 2022

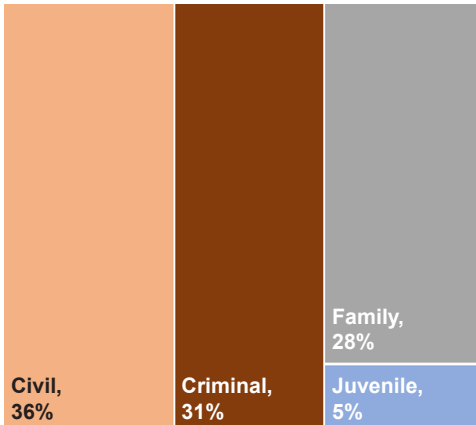
Court	Criminal Filings ^a	Civil Filings	Family Filings ^b	Juvenile Filings ^b	Reopened Cases	Total Cases	Total Disposed	Disp. Rate	Traffic and Parking ^c		
									Cases	Disposed	Disp. Rate
Humboldt County DC	51	149	365	72	73	710	608	86%	84	68	81%
Union Justice Court	423	404	-	-	4	831	773	93%	3,629	3,390	93%
TOTAL	474	553	365	72	77	1,541	1,381	90%	3,713	3,458	93%

^a Criminal includes felony, gross misdemeanor, non-traffic misdemeanor, and criminal appeal (District Court only) filings.

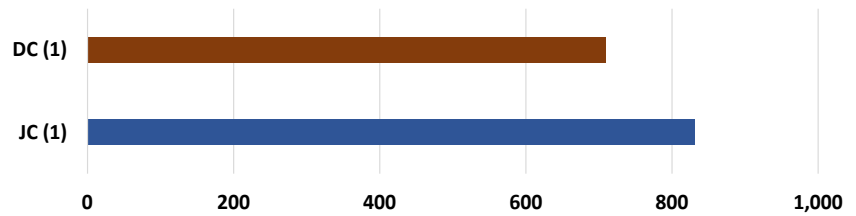
^b Family and Juvenile case types only heard in District Courts.

^c Traffic and Parking includes juvenile traffic statistics.

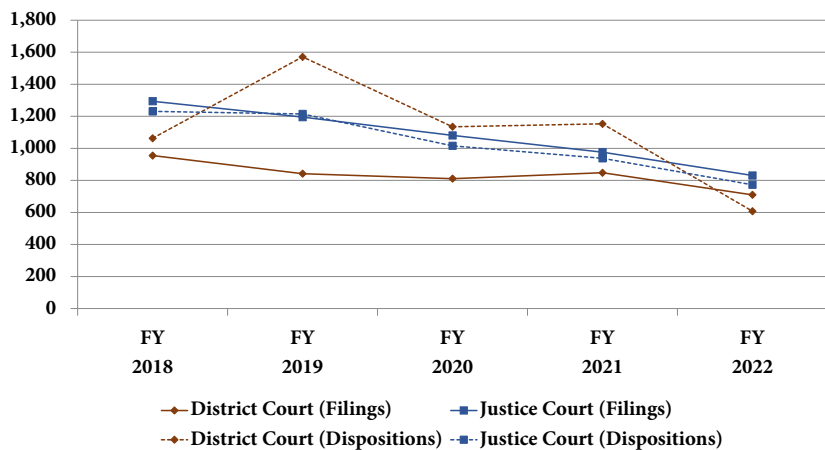
NON-TRAFFIC CASE DISTRIBUTION



NON-TRAFFIC TOTAL CASES PER JUDGE



SIXTH JUDICIAL DISTRICT NON-TRAFFIC CASES AND DISPOSITIONS FISCAL YEARS 2018-22



District Demographics

Population: 17,202^a
 Geographic Size: 9,641 sq. mi.^b
 Population Density: 2/sq. mi.
 Most Populous Township: Union

^a Source: Nevada State Demographer

^b Source: U.S. Census Bureau

**QUICK
FACTS**

<1% OF STATEWIDE NON-TRAFFIC CASELOAD
1% OF STATEWIDE TRAFFIC CASELOAD