

THIRD JUDICIAL DISTRICT

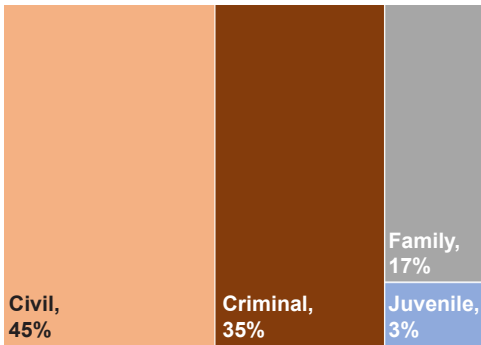


THIRD JUDICIAL DISTRICT CASELOAD FILINGS AND DISPOSITIONS Fiscal Year 2022

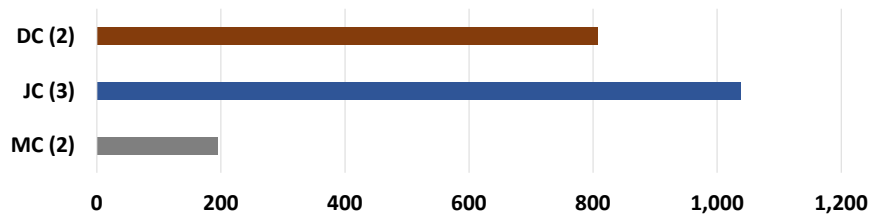
Court	Criminal Filings ^a	Civil Filings	Family Filings ^b	Juvenile Filings ^b	Reopened Cases	Total Cases	Total Disposed	Disp. Rate	Traffic and Parking ^c		
									Cases	Disposed	Disp. Rate
Lyon County District Court	182	314	442 ^d	127	549	1,614	1,542	96%	131	134	102%
Canal Justice Court	459	780	-	-	9	1,248	1,174	94%	470	454	97%
Dayton Justice Court	363	552	-	-	12	927	1,016	110%	1,210	1,385	114%
Walker River Justice Court	339	481	-	-	116	936	1,061 ^f	113%	1,446	1,487	103%
Fernley Municipal Court	303	2	-	-	1	306	320	105%	2,251	2,250	100%
Yerington Municipal Court	80	0	-	-	2	82	102	124%	50	46	92%
TOTAL	1,726	2,129	442	127	689	5,113	5,215	102%	5,558	5,756	104%

- ^a Criminal includes felony, gross misdemeanor, non-traffic misdemeanor, and criminal appeal (District Court only) filings.
- ^b Family and Juvenile case types only heard in District Courts.
- ^c Traffic and Parking includes juvenile traffic statistics.
- ^d High-risk protection orders not reported or incomplete.
- ^f Includes administrative closures.

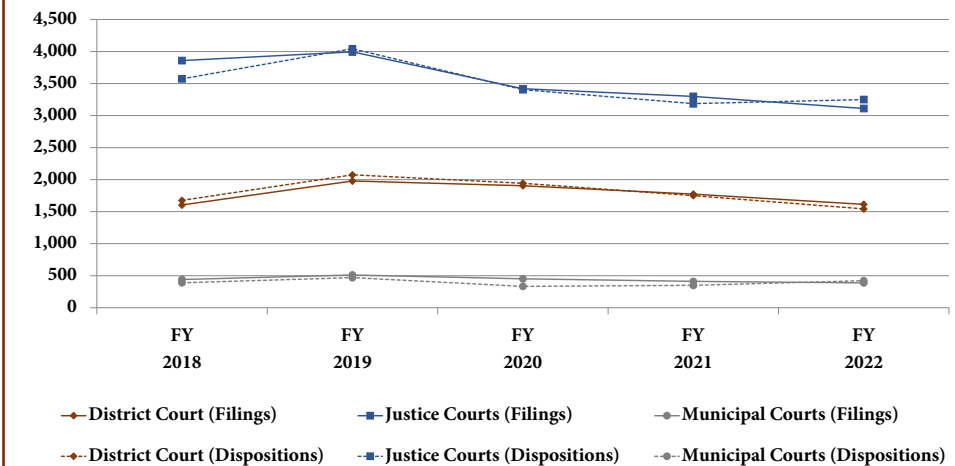
NON-TRAFFIC CASE DISTRIBUTION



NON-TRAFFIC TOTAL CASES PER JUDGE



THIRD JUDICIAL DISTRICT NON-TRAFFIC CASES AND DISPOSITIONS FISCAL YEARS 2018-22



District Demographics

Population: 58,051^a
 Geographic Size: 2,001 sq. mi.^b
 Population Density: 29/sq. mi.
 Most Populous Township: Dayton

^a Source: Nevada State Demographer
^b Source: U.S. Census Bureau

QUICK FACTS | **1%** OF STATEWIDE NON-TRAFFIC CASELOAD
2% OF STATEWIDE TRAFFIC CASELOAD