

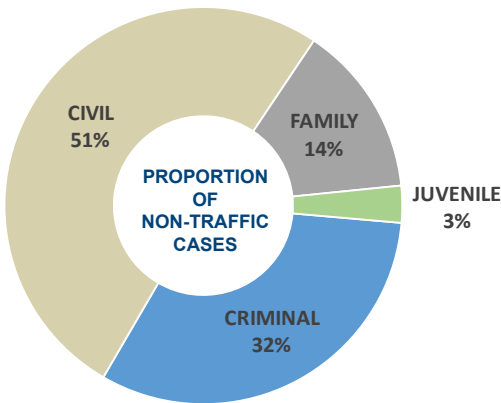
THIRD JUDICIAL DISTRICT



THIRD JUDICIAL DISTRICT CASELOAD FILINGS AND DISPOSITIONS Fiscal Year 2018

Court	Criminal Filings ^a	Civil Filings	Family Filings ^b	Juvenile Filings ^b	Reopened Cases	Total Cases	Total Disposed	Disp. Rate	Traffic and Parking ^c		
									Cases	Disposed	Disp. Rate
Lyon County District Court	241	304	531	153	375	1,604	1,675 ^d	104%	221	216	98%
Canal Justice Court	291	1,063	-	-	12	1,366	1,352	99%	1,256	1,159	92%
Dayton Justice Court	409	920	-	-	0	1,329	1,150	87%	3,661	3,552	97%
Walker River Justice Court	465	687	-	-	12	1,164	1,072	92%	2,676	2,221	83%
Fernley Municipal Court	372	1	-	-	1	374	308	82%	2,315	2,010	87%
Yerington Municipal Court	67	0	-	-	0 ^f	67	82	122%	377 ^f	375	99%
TOTAL	1,845	2,975	531	153	400	5,904	5,639	96%	10,506	9,533	91%

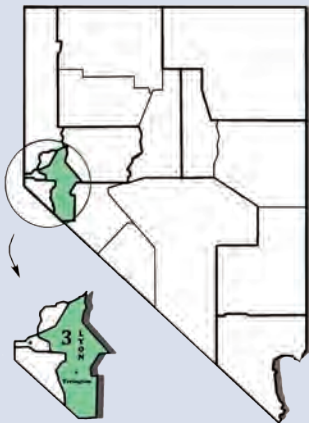
- ^a Criminal includes felony, gross misdemeanor, non-traffic misdemeanor, and criminal appeals (District Court only) filings.
- ^b Family and juvenile case types only heard in District Courts.
- ^c Traffic and parking include juvenile traffic statistics.
- ^d Include administrative closures.
- ^f Reopened cases under-reported or not reported.



QUICK FACTS:

2% OF STATEWIDE NON-TRAFFIC CASELOAD

2% OF STATEWIDE TRAFFIC CASELOAD

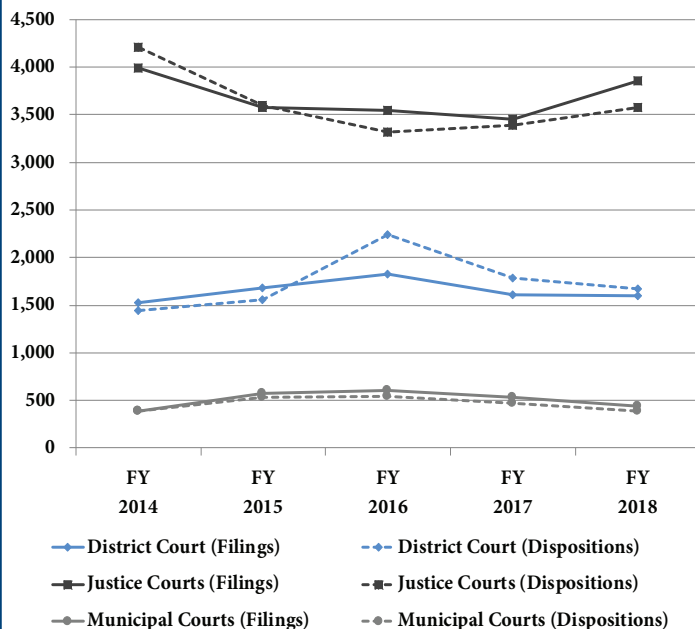


District Demographics

Population: 54,657^a
 Geographic Size: 2,001 sq. mi.^b
 Population Density: 27/sq. mi.
 Most Populous Township: Dayton

^a Source: Nevada State Demographer
^b Source: U.S. Census Bureau

THIRD JUDICIAL DISTRICT NON-TRAFFIC FILINGS AND DISPOSITIONS Fiscal Years 2014-18



NON-TRAFFIC TOTAL CASES PER JUDGE

